

# AUTOCRAWLER : A Progressive Understanding Web Agent for Web Crawler Generation

Wenhao Huang<sup>◇</sup>, Chenghao Peng<sup>♡</sup>, Zhixu Li<sup>◇</sup>, Jiaqing Liang<sup>♡†</sup>  
Yanghua Xiao<sup>◇♣†</sup>, Liqian Wen<sup>♣</sup>, Zulong Chen<sup>♣</sup>

<sup>◇</sup>Shanghai Key Laboratory of Data Science, School of Computer Science, Fudan University

<sup>♡</sup>School of Data Science, Fudan University, <sup>♣</sup>Fudan-Aishu Cognitive Intelligence Joint Research Center

<sup>♣</sup>Alibaba Holding-Aicheng Technology-Enterprise

{whhuang21, chpeng23}@m.fudan.edu.cn, {liangjiaqing, zhixuli, shawyh}@fudan.edu.cn, {liqian.wenliqian, zulong.cz1}@alibaba-inc.com

## Abstract

Web automation is a significant technique that accomplishes complicated web tasks by automating common web actions, enhancing operational efficiency, and reducing the need for manual intervention. Traditional methods, such as wrappers, suffer from limited adaptability and scalability when faced with a new website. On the other hand, generative agents empowered by large language models (LLMs) exhibit poor performance and reusability in open-world scenarios. In this work, we introduce a crawler generation task for vertical information web pages and the paradigm of combining LLMs with crawlers, which helps crawlers handle diverse and changing web environments more efficiently. We propose AUTOCRAWLER, a two-stage framework that leverages the hierarchical structure of HTML for progressive understanding. Through top-down and step-back operations, AUTOCRAWLER can learn from erroneous actions and continuously prune HTML for better action generation. We conduct comprehensive experiments with multiple LLMs and demonstrate the effectiveness of our framework.<sup>1</sup>

## 1 Introduction

Web automation refers to the process of programmatically interacting with web-based applications or websites to execute tasks that would typically require human intervention. Web automation streamlines repetitive and time-consuming tasks, significantly enhancing efficiency, accuracy, and scalability across diverse online processes.

In traditional web automation, methods predominantly rely on wrappers, which are scripts or software specifically designed to extract data from predetermined websites or pages. This approach is characteristic of a closed-world scenario, where

<sup>†</sup>Corresponding authors.

<sup>1</sup>Resources of this paper can be found at <https://github.com/EZ-hwh/AutoCrawler>

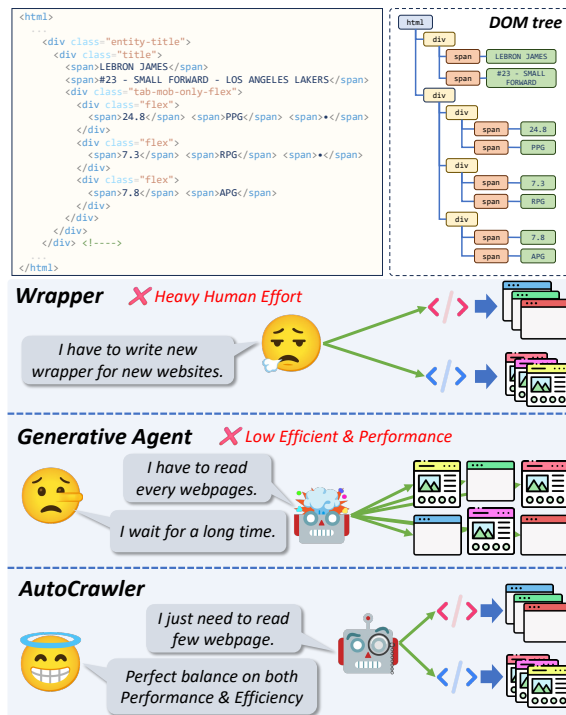


Figure 1: **Top:** HTML have a hierarchical structure DOM tree; **Down:** Existing web automation framework: Olive arrows refer to handcraft/LLMs prompting process, Violet arrows refer to parser.

the automation system only interacts with a pre-defined, limited set of websites or pages and does not extend beyond this specified domain. Consequently, these traditional methods face limitations in *adaptability* and *scalability*, struggling to function effectively when encountering new or altered website structures. Given these limitations, both rule-based wrappers and auto wrappers (Bronzi et al., 2013), despite their differences, share a common dependency on manually annotated examples for each website (Gulhane et al., 2011). For example, more than 1,400 annotations of webpages are used for information extraction (Lockard et al., 2019).

The advent of LLMs has revolutionized web au-

tomation by introducing advanced capabilities such as planning, reasoning, reflection, and tool use. Leveraging these capabilities, web automation employs LLMs to construct generative agents that can autonomously navigate, interpret, and interact with web content. This effectively solves open-world web-based tasks through sophisticated language understanding and decision-making processes. However, despite these advancements, this paradigm faces two major issues. On one hand, existing web agent frameworks often demonstrate poor performance, with a success rate mentioned as 2.0 (Deng et al., 2023) on open-world tasks. On the other hand, a significant weakness encountered in this approach is its insufficient reusability. This implies that these agents are overly dependent on LLMs even when dealing with similar tasks, leading to low efficiency when managing a large volume of repetitive and similar webpages.

In this work, we propose a crawler generation task for vertical information web pages. The goal of this task is to automatically generate a series of predefined rules or action sequences to automatically extract target information. This task calls for a paradigm that LLMs generate crawlers. Compared to traditional wrappers, this paradigm can be quickly adjusted according to different websites and task requirements. This flexibility enables crawlers to handle diverse and changing web environments more efficiently. Compared to the generative agent paradigm, it introduces intermediate rules to enhance reusability and reduce the dependency on LLMs when dealing with similar tasks, thereby improving efficiency when handling a large number of web tasks.

Although LLMs possess strong webpage information extraction abilities, there are still the following challenges in generating crawlers for LLMs: First, LLMs are primarily pre-trained on massive corpora of cleansed, high-quality pure text, lacking exposure to markup languages such as HTML. As a result, LLMs exhibit a limited understanding of the complex structures and semantics inherent in HTML. Second, HTML, as a semi-structured data, contains elements of both structured (tags and attributes) and unstructured (textual content), concurrently encompassing multilayered information nested. It augments the complexity of crawler generation. Third, although LLMs excel in comprehending textual content, they still fall short in understanding the structural information of lengthy

documents. This indicates a potential challenge in accurately capturing and utilizing the hierarchical structure inherent in long HTML documents.

Therefore, we introduce `AUTOCRAWLER`, a two-stage framework designed to address the crawler generation task. An overview of `AUTOCRAWLER` is presented in Figure 2. Our framework leverages the hierarchical structure of HTML for progressive understanding. Specifically, we propose a heuristic algorithm consisting of top-down and step-back operation based on LLMs. It first tries to refine down to the specific node in the DOM tree containing the target information, and then moves up the DOM tree when execution fails. This process can correct erroneous executions and progressively prune irrelevant parts of the HTML content until it successfully executes.

Our contributions can be summarized as follows:

- We propose the web crawler generation task and the paradigm of utilizing LLMs for generating crawlers, and we make an analysis on extraction efficiency.
- We introduce `AUTOCRAWLER`, a two-phase framework with progressive understanding to generate executable action sequences.
- Comprehensive experimental results demonstrate the effectiveness of our framework in the web crawler generation task.

## 2 Preliminaries

In this section, we first define the crawler generation task and then present the dataset collection process and its corresponding evaluation metrics.

### 2.1 Task Formulation

First, we formulate our crawler generation task. Given a set of webpages on the same website  $w \in \mathcal{W}$  describing a subject entity  $s$  (also called a topic entity in the previous literature), and its corresponding predefined target attribute  $r \in \mathcal{R}$ , the task objective is to generate an executable rule/action sequence  $\mathcal{A}$  to extract target information  $o$  from all webpages.

### 2.2 Datasets

We adopt the semi-structure information extraction task as a testbed for the crawler generation task.

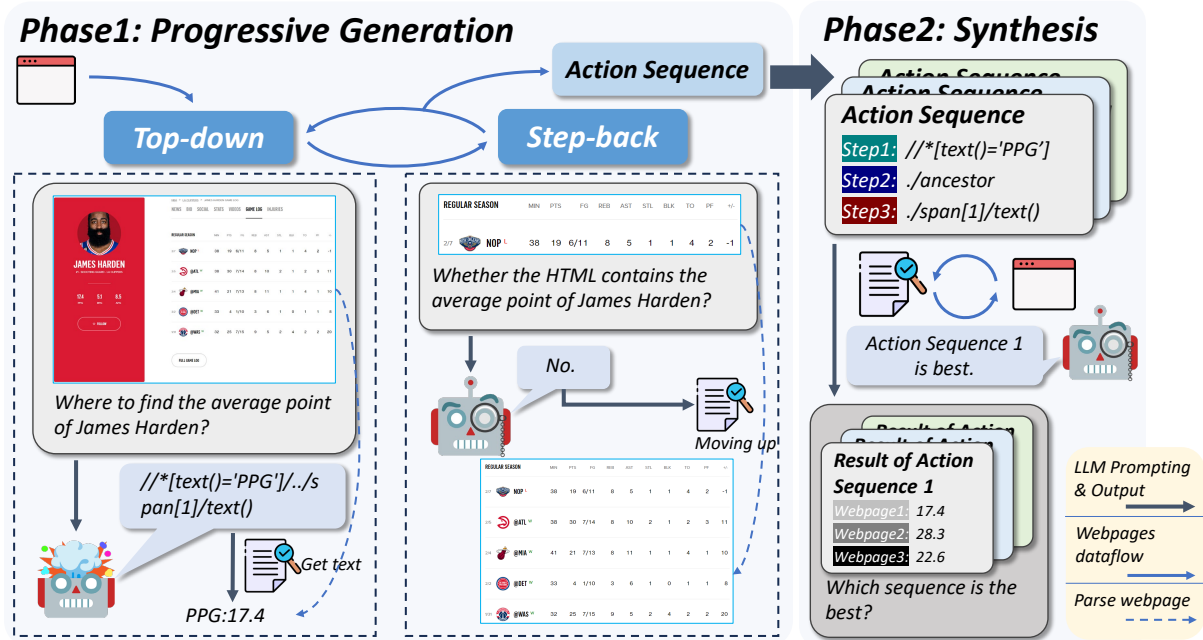


Figure 2: Our framework for the generation of crawler. **Left:** Progressive generation process, consists of a cycle of top-down and step-back to progressively generate an executable action sequence; **Right:** Synthesis process, generates a stable action sequence generated based on ones from seed websites.

**SWDE** (Hao et al., 2011) is a Structured Web Data Extraction dataset that contains webpages and golden labels from 80 websites in 8 domains, with 124,291 webpages. Each of the websites from the same domains focuses on 3-5 attributes in the webpages.

**EXTENDED SWDE** (Lockard et al., 2019) involves fine-grained manual annotation of 21 sites in 3 domains from SWDE. While SWDE contains an average of 4,480 triples for 3 predicates per website, the EXTENDED SWDE dataset averages 41K triples for 36 predicates per site.

**DS1** (Omari et al., 2017) contains 166 annotated webpages from 30 real-life large-scale websites categorized into books, shopping, hotels, and movies.

We transform the dataset with the following settings. First, we design instructions for each of the domains, and for each of the attributes as the input information for LLMs<sup>2</sup>. Second, for each website in each domain, we sample 100 webpages as the whole test set. We consider the set of webpages on the same websites and the corresponding extraction instruction as a case. For example, for the ESPN websites<sup>3</sup> in NBA player domains, the sampled 100 detail webpage of players and the instruction

<sup>2</sup>Further details about the prompt is in Appendix D.1

<sup>3</sup><https://global.espn.com/nba/>

*Please extract the team of the player he plays now* is a complete test case of our crawler generation task. Third, we pre-process the websites by removing those elements in a webpage that do not contribute to the semantics. We filter out all DOM element nodes with `<script>` and `<style>`, as well as delete all attributes in the element node except `@class`. We replace the original escape characters in the annotations to ensure consistency with the corresponding information on the web.

Ultimately, we collect three datasets containing 320 / 294 / 83 test cases, covering 32 / 221 / 11 different extraction tasks, and comprising a total of 61,566 webpages from 10 different domains.

### 2.3 Evaluation Metrics

A single generation from an LLM is capable of directly extracting value from web pages and generating sequences of actions. However, the existing evaluation schemes for web page extraction tasks still follow the traditional metrics of text information extraction tasks, namely precision, recall, and F1 score. They limit the assessment of methods for the crawler generation task to two aspects. First, it focuses on extraction with a single webpage, rather than considering the generalizability from the perspective of a collection of webpages. Second, it does not effectively measure the transfer-

ability when adopting the action sequence to other webpages.

To address this issue, we transform the traditional IE task evaluation into an executable evaluation. Based on the traditional IE evaluation on a collection of webpages, we categorize the executability of action sequences into the following six situations. Specifically, for each extraction task on a website, the result is classified based on the extraction result on precision, recall, and f1-score.

(1) **Correct**, both precision, recall and f1-score equal 1, which indicates the action sequence is precisely; (2) **Precision(Prec.)**, only precision equals 1, which indicates perfect accuracy in the instances extracted following the action sequence, but misses relevant instances; (3) **Recall(Reca.)**, only recall equals 1, which means that it successfully identifies all relevant instances in the webpage but incorrectly identifies some irrelevant instances; (4) **Un-executable(Unex.)**, recall equals 0, which indicates that the action sequence fails to identify relevant instances; (5) **Over-estimate(Over.)**, precision equals 0, which indicates that the action sequence extracts the instances while ground truth is empty; (6) **Else**: the rest of the situation, including partially extracting the information, etc.

Since the above classifications are mutually exclusive, we use the ratio metric to calculate the proportion of each result in our task.

$$M_R = \frac{\# \text{ case of situation}}{\# \text{ total case}} \quad (1)$$

We are more concerned with success rate, so for the *Correct* metric, higher values indicate a better proportion of generated execution paths; whereas for the *Un-executable* metric, lower values are preferable.

### 3 AUTOCRAWLER

In this section, we describe our framework AUTOCRAWLER for generating a crawler to extract specific information from semi-structured HTML. Our approach is divided into two phases: first, we adopt a progressive generation framework that utilizes the hierarchical structure of web pages; second, we employ a synthesis framework based on results from multiple web pages. The overall framework is presented in Figure 2.

#### 3.1 Modeling

Unlike the wrapper method that generates an XPath, we model the crawler generation task as an action

---

#### Algorithm 1: Algorithm for progressive understanding

---

**Data:** origin HTML code  $h_0$ , task

instruction  $I$ , max retry times  $d_{max}$

**Result:** Executable action sequence  $\mathcal{A}_{seq}$  to extract the value in the HTML

---

```

1 Initial history  $\mathcal{A}_{seq} \leftarrow [], k = 0;$ 
2 while True do
3   if  $k > d_{max}$  then break;
4   // Top-down
5    $value, xpath \leftarrow \text{LLM}_g(h_k, I);$ 
6    $result \leftarrow \text{Parser}_{text}(h_k, xpath);$ 
7   if  $result == value$  then break;
8   // Step-back
9   repeat
10     $xpath \leftarrow xpath + "/..";$ 
11     $h_{k+1} \leftarrow \text{Parser}_{node}(h_k, xpath);$ 
12    until  $h$  contains  $value;$ 
13    Append( $\mathcal{A}_{seq}, xpath$ );
14     $k \leftarrow k + 1;$ 
15 end
16 return  $\mathcal{A}_{seq}$ 

```

---

sequence generation task. In specific, we generate an action sequence  $\mathcal{A}_{seq}$  that consists of a sequence of XPath<sup>4</sup> expression from a set of seed webpages (i.e., a small portion of webpages in the test case for generating the sequence).

$$\mathcal{A}_{seq} = [XPath_1, XPath_2, \dots, XPath_n] \quad (2)$$

where  $n$  denotes the length of the action sequence. We execute the XPath in the sequence using the parser in order. In the sequence, all XPath expressions except the last one are used for pruning the webpage, and the last one is used for extracting the corresponding element value from the pruned webpage.

#### 3.2 Progressive Generation

Dealing with the lengthy content and hierarchical structure of webpages, generating a complete and executable crawler in one turn is difficult. However, the HTML content is organized in a DOM tree structure, which makes it possible to prune irrelevant page components and hence, limit the length and height of the DOM tree to improve the performance of LLM generation.

Specifically, we perform a traversal strategy consisting of **top-down** and **step-back** operations.

<sup>4</sup><https://en.wikipedia.org/wiki/XPath>



Models	Method	EXECUTABLE EVALUATION						IE EVALUATION		
		Correct( $\uparrow$ )	Prec	Reca	Unex.( $\downarrow$ )	Over.	Else	Prec	Reca	F1
<i>Closed-source LLMs</i>										
GPT-3.5-Turbo	COT	36.75	8.83	6.71	43.46	0.71	3.53	89.45	50.43	47.99
	Reflexion	46.29	11.66	2.83	37.10	0.71	1.41	<b>94.67</b>	55.85	55.10
	AUTOCRAWLER	<b>54.84</b>	11.83	8.96	<b>19.35</b>	1.08	3.94	85.85	<b>73.34</b>	<b>69.20</b>
Gemini Pro	COT	29.69	10.94	7.50	47.19	1.25	3.44	81.21	45.22	41.81
	Reflexion	33.12	6.56	4.06	52.50	0.63	3.12	<b>87.45</b>	42.75	40.88
	AUTOCRAWLER	<b>42.81</b>	11.87	4.69	<b>34.38</b>	1.25	5.00	85.70	<b>57.54</b>	<b>54.91</b>
GPT4	COT	61.88	12.50	7.19	14.37	0.94	3.12	87.75	79.90	76.95
	Reflexion	67.50	13.75	4.37	10.94	0.94	2.50	<b>93.28</b>	82.76	82.40
	AUTOCRAWLER	<b>71.56</b>	14.06	5.31	<b>4.06</b>	0.63	4.37	92.49	<b>89.13</b>	<b>88.69</b>
<i>Open-source LLMs</i>										
Mistral 7B	COT	<b>3.44</b>	0.31	0.63	<b>95.31</b>	0.00	0.63	94.23	<b>4.55</b>	<b>4.24</b>
	Reflexion	2.19	0.00	0.31	97.19	0.00	0.31	95.60	2.78	2.49
	AUTOCRAWLER	2.87	0.00	0.00	96.77	0.36	0.00	<b>98.57</b>	3.23	2.87
CodeLlama	COT	17.98	3.75	2.25	74.53	0.00	1.50	<b>79.75</b>	21.98	21.36
	Reflexion	18.08	4.80	2.95	73.06	0.00	1.11	78.96	23.26	22.44
	AUTOCRAWLER	<b>23.99</b>	8.12	1.48	<b>64.94</b>	0.00	1.48	78.59	<b>28.70</b>	<b>28.41</b>
Mixtral 8 $\times$ 7B	COT	28.75	8.13	4.37	57.81	0.31	0.63	<b>89.79</b>	38.23	37.26
	Reflexion	36.25	6.88	3.12	51.25	0.00	2.50	89.35	44.57	43.60
	AUTOCRAWLER	<b>46.88</b>	10.62	7.19	<b>30.31</b>	0.63	4.37	87.32	<b>62.71</b>	<b>59.75</b>
Deepseek-coder	COT	36.56	10.94	5.63	42.50	0.63	3.75	86.05	48.78	47.05
	Reflexion	37.19	11.25	4.06	44.69	1.25	1.56	<b>86.41</b>	48.28	47.08
	AUTOCRAWLER	<b>38.75</b>	11.25	5.31	<b>39.69</b>	0.63	4.37	84.91	<b>52.11</b>	<b>49.68</b>

Table 1: The executable evaluation and IE evaluation of LLMs with three frameworks in SWDE dataset. We examine 7 LLMs, including 3 closed-source LLMs and 4 open-source LLMs.

**Top-down** refers to starting from the root node of the current DOM tree, progressively refining down to the specific node containing the target information. **Step-back** refers to reassessing and adjusting selection criteria by moving up the DOM tree to choose a more reliable and broadly applicable node as a foundation for more consistent and accurate XPath targeting. At each step, we first employ a top-down operation, guiding the LLMs to directly write out the XPath leading to the node containing the target information and to judge whether the value extracted with XPath is consistent with the value it recognizes. If execution fails, then adopt a step-back operation to retreat from the failed node, ensuring the web page includes the target information, which is driven by LLMs. The detail is shown in Algorithm 1.

### 3.3 Synthesis

Although we gain an executable action sequence within the progressive generation process, there are still differences in the specific location of the tar-

get information and the structure between different web pages. The action sequence may collect XPath with specific characteristics in a single HTML and lose generalizability. To enhance the reusability of the action sequence, we propose a synthesis phase.

Specifically, we randomly select  $n_s$  webpages from the test case as seed webpages. Then, we generate an action sequence for each of them. Subsequently, we execute multiple different action sequences to extract information from the seed webpages, respectively. We collect all action sequence and their corresponding results and then choose one action sequence that can extract all the target information in the webpages as the final action sequence.

## 4 Experiment

Intending to put AUTOCRAWLER to practical use, we investigate the following research questions: 1) How is the overall performance of AUTOCRAWLER in comparison to the current state-of-

the-art crawler generation task? 2) How does our progressive understanding generation framework improve performance? What is its relationship to the size of LLM? 3) Can we rely entirely on LLMs for web automation? 4) In which scenarios do current frameworks still not perform well?

#### 4.1 Experimental Settings & Evaluation Metrics

We conduct our experiment on various LLMs including closed-source LLMs: **GPT-3.5-Turbo** (OpenAI, 2022), **Gemini Pro** (Team et al., 2023) and **GPT4** (OpenAI, 2023) as well as open-source LLMs: **Mistral-7B-Instruct-v0.2** (Jiang et al., 2023), **CodeLlama-34B-Instruct** (Rozière et al., 2024), **Mixtral 8×7B-Instruct-v0.1** (Jiang et al., 2024) and **Deepseek-Coder-33B-Instruct** (Guo et al., 2024). Furthermore, we apply different LLM-prompt-based web agents as our baselines, including **ZS\_COT** (Wei et al., 2023) and **Reflexion** (Shinn et al., 2023) and **AUTOCRAWLER** to them. Due to the limited-length context of LLMs, all experiments are conducted under zero-shot settings. The full prompts can be found in Appendix D.2.

We test them on three datasets: SWDE (Hao et al., 2011), EXTEND SWDE (Lockard et al., 2019) and DS1 (Omari et al., 2017). The experimental result of the last two can be found in Appendix A.1 and A.2. We set the size of seed webpages  $n_s = 3$  and max retry times  $d_{max} = 5$ .

In addition to the execution evaluation metrics described in Section 2.3, we also employ traditional evaluation metrics to more comprehensively assess the quality of different action sequences. Specifically, we adopt precision (P.), recall (R.), and macro-f1 (F1), which are calculated as the mean of the corresponding metrics for each case.

#### 4.2 Main Results on SWDE

Results in Table 1 show that: 1) With AUTOCRAWLER generating action sequence, LLMs can achieve better performance. Compared to the COT and Reflexion baseline, our method performs a higher ratio of correct and lower ratio of un-executable. Also, it should be noted that Mixtral 8×7B + AUTOCRAWLER can outperform ChatGPT + Reflexion, indicating the superiority of AUTOCRAWLER in the generation of executable action sequences in the crawler generation task. 2) Models with small parameter sizes have significant difficulties in understanding and writing executable

Models	Method	EXECUTABLE EVALUATION					
		Correct(↑)	Prec	Recall	Unex.(↓)	Over. Else	
<i>Closed-source LLMs</i>							
GPT-3.5-Turbo	COT	41.70	12.92	7.38	35.42	0.74	1.85
	Reflexion	47.23	16.24	2.21	33.21	0.37	0.74
	AUTOCRAWLER	<b>56.89</b>	19.43	5.65	<b>13.43</b>	0.71	3.89
Gemini Pro	COT	33.44	9.38	9.06	44.69	0.94	2.50
	Reflexion	35.31	9.38	6.88	43.75	1.56	3.12
	AUTOCRAWLER	<b>45.31</b>	13.44	6.25	<b>30.31</b>	1.25	3.44
GPT4	COT	61.88	11.56	9.06	11.56	1.25	4.69
	Reflexion	71.25	7.19	4.69	14.37	0.94	1.56
	AUTOCRAWLER	<b>75.31</b>	10.94	4.37	<b>4.06</b>	0.63	4.69
<i>Open-source LLMs</i>							
Mistral 7B	COT	2.19	0.00	0.31	97.19	0.00	0.31
	Reflexion	2.19	0.00	0.00	<b>97.50</b>	0.31	0.00
	AUTOCRAWLER	2.19	0.00	0.00	97.19	0.31	0.31
CodeLlama	COT	21.40	6.27	2.21	66.79	0.74	2.58
	Reflexion	22.21	4.93	3.94	66.95	0.49	1.48
	AUTOCRAWLER	<b>26.20</b>	12.55	5.54	<b>53.51</b>	0.00	2.21
Mixtral 8×7B	COT	27.50	7.50	5.31	56.87	0.94	1.87
	Reflexion	34.69	8.13	5.31	49.06	0.63	2.19
	AUTOCRAWLER	<b>45.62</b>	11.56	5.94	<b>32.50</b>	1.25	3.12
Deepseek-coder	COT	35.00	18.75	5.31	36.25	0.63	4.06
	Reflexion	<b>38.75</b>	11.87	2.81	42.19	0.63	3.75
	AUTOCRAWLER	38.44	20.94	4.06	<b>31.56</b>	0.94	6.56

Table 2: The executable and IE evaluation with 7 LLMs on SWDE dataset with golden label.

paths, so they can be considered challenging to apply in this task. On the contrary, large-scale models demonstrate a more stable ability in instruction alignment, web structure comprehension, and reflection on execution results; 3) Traditional IE evaluation metrics cannot well describe the success rate of our task. Especially for the precision metric, it fails to reveal the performance gap among different methods with different models. This is because the extraction metrics only evaluate the results that have been extracted, ignoring that un-executable or empty extractions also greatly damage the executability.

#### 4.3 Generate with Golden Label

To better illustrate the effectiveness of our framework in generating executable action sequences, we compare the performance of the COT, Reflexion, and our framework, while giving the golden label of the instruction. By offering the same extraction targets, we can effectively detect the actual effects of different frameworks on generating action sequences.

Table 2 shows experimental results, from which we can have the following observations: 1) Our proposed progressive understanding framework still effectively enhances the model’s performance under this setting; 2) LLMs still suffer in accurately understanding web page contents with semi-structured markup languages, which illustrate the performance gap between Table 1 and Table 2;

Models	1	2	3	4	5	Avg.
GPT4	214	61	13	18	10	1.57
GPT-3.5-Turbo	115	65	22	30	43	2.35
Gemini Pro	94	52	33	27	105	2.99
Mixtral 8×7B	89	53	43	24	104	3.00
Mistral 7B	28	7	11	7	84	3.82
Deepseek-coder	137	70	55	29	23	2.14
CodeLlama	75	35	32	18	80	2.97

Table 3: Length of action sequence of AUTO-CRAWLER based on different LLMs in SWDE dataset.

3) Compared to closed-source LLMs, even provided with golden labels, Open-source LLMs are unable to achieve sustained performance improvement. This phenomenon demonstrates that the bottleneck for these models lies not in understanding the webpage content but in understanding the webpage’s hierarchical structure itself.

#### 4.4 Further Study with AUTO-CRAWLER

**The length of the action sequence is dependent on the LLMs capability.** To comprehensively explore the performance of different LLMs in understanding web page structure, we explore the impact of models on the number distribution of the steps. In particular, we collect all the action sequences and calculate the average steps of AUTO-CRAWLER with different LLMs. The experimental result is reported in Table 3.

We observe that AUTO-CRAWLER with stronger LLMs generate fewer lengths of action sequence. AUTO-CRAWLER with GPT4 generates 1.57 steps on average, while the AUTO-CRAWLER with Mistral 7B generates 3.82 steps on average. This phenomenon can be interpreted as more powerful models having a better understanding of the web page hierarchical structure, thus being able to accurately output the appropriate XPath in longer/deeper web pages, thereby reducing the number of steps.

**The "U" curve of compression ratio** We define the length of HTML as the number of tokens in the HTML, and its height as the height of the DOM tree represented by the HTML. we define the compression ratio of length and height as the ratio of the length/height of the original web page to that of the

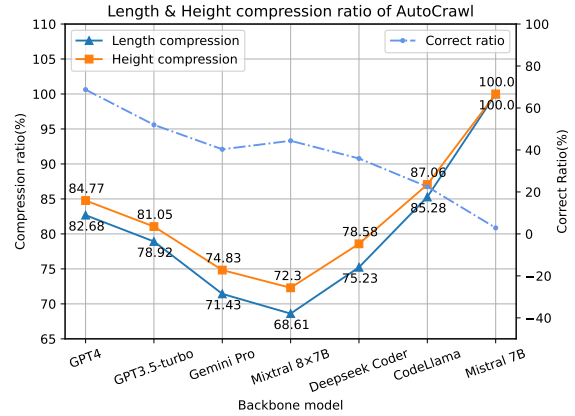


Figure 3: The curve on length and height compression ratio in SWDE dataset.

web page after being pruned by AUTO-CRAWLER .

$$\begin{aligned}
 Compression_L &= \frac{\#tokens\ of\ new\ HTML}{\#tokens\ of\ origin\ HTML} \\
 Compression_H &= \frac{\#height\ of\ new\ HTML}{\#height\ of\ origin\ HTML}
 \end{aligned}
 \tag{3}$$

We calculate their compression ratio of the **Correct** case and rank LLMs based on their performance. Figure 3 shows the result. It is interesting to note that there is a "U" curve on both the length and height compression ratios. This phenomenon can be explained from two aspects: on one hand, when LLM is powerful, it can generate the correct XPath without the process of step-back to re-accessing the sub-DOM tree; on the other hand, when the model is weak, it is unable to effectively understand the hierarchical structure of web page, and thus cannot generate reliable, effective XPaths for the web page.

**XPath fragility within AUTO-CRAWLER** The fragility of XPath often refers to the characteristic of XPath expressions becoming ineffective or inaccurately matching the target element when faced with new webpages. This is mainly due to XPath specifying specific information through *predicates*, such as text, @class, etc.

We mainly focus on the fragility of text because these webpages are from the same websites (i.e. @class is a good characteristic for generating stable action sequences). Table 4 shows XPath expressions that rely on text. We aim to explore the reusability of generating XPath based on text features. We manually calculated the proportion of bad cases with two types of predicates, *contains*

	Good case	Bad case
<b>Question</b>	<i>Here's a webpage on detail information with detail information of an NBA player. Please extract the <b>height</b> of the player.</i>	<i>Here's a webpage with detailed information about a university. Please extract the <b>contact phone number</b> of the university.</i>
<b>Case</b>	<code>//div[@class='gray200B-dyContent']/b[contains(text(),'Height:')]//following-sibling::text()</code>	<code>//div[@class='infopage']//h5[contains(text(),'703-528-7809')]</code>

Table 4: Examples of XPath fragility. The **green** focuses on the common information across different webpages, while the **red** focuses on specific information of seed webpages.

Models	Contains	Equal(=)
GPT4	0.61%	2.90%
GPT-3.5-Turbo	9.33%	9.78%
Gemini Pro	10.62%	14.29%
Mixtral 8×7B	12.88%	8.55%
Deepseek-Coder	11.63%	7.55%
CodeLlama	18.75%	14.29%
Mistral 7B	18.18%	33.33%

Table 5: Bad case ratio in two types of predicate.

and *equal*<sup>5</sup>. The results in Table 5 show that the stronger LLMs capability, the lower the proportion of bad cases with AUTOCRAWLER. However, it should be noted that the current SoTA LLM GPT-4 still suffers from an XPath fragility problem, which indicates that relying entirely on LLMs to generate reliable XPath still has some distance to go.

#### 4.5 Error Analysis

We perform an analysis by looking at the recorded action sequence of AUTOCRAWLER with GPT-4 and identify the following common failure modes. We mainly focus on the case that is categorized as unexecutable, over-estimate, and else.

**Non-generalizability of webpages** The target information and corresponding webpage structures exhibit variations across different webpages, leading to a lack of generalizability in AUTOCRAWLER (i.e., the inability to apply the same rules across all webpages in the same website) For instance, for the task *"Please extract the name of the company that offers the job"* in the website job-careerbuilder, most webpages contain the company name, but there is one webpage where the company name is listed as *"Not Available"* on another node of DOM

<sup>5</sup>[https://www.w3schools.com/xml/xpath\\_syntax.asp](https://www.w3schools.com/xml/xpath_syntax.asp)

tree.

**Miss in multi-valued** Interesting Presented with the task of generating a crawler for extracting *address* in restaurant webpages or *contact phone number* from university websites, the target information is located in multiple locations in the webpage, such as the information bar, title, etc. Although AUTOCRAWLER is capable of generating action sequences to extract portions of information, crafting a comprehensive action sequence that captures all of the information remains a challenge.

## 5 Related Work

### 5.1 Web Automation with LLMs

Many studies explore the concept of an *open-world* in web simulation environments (Shi et al., 2017; Yao et al., 2023; Deng et al., 2023; Zhou et al., 2023), encompassing a broad spectrum of tasks found in real-life scenarios, such as online shopping, flight booking, and software development. Current web automation frameworks mainly aim to streamline the web environment (Sridhar et al., 2023; Gur et al., 2023; Zheng et al., 2024) and to devise strategies for planning and interacting with the web (Sodhi et al., 2023; Ma et al., 2023). However, these frameworks exhibit a lack of reusability, with agents heavily reliant on LLMs for even similar tasks, resulting in inefficiencies.

### 5.2 DOM-based Web Extraction

These methods utilize the hierarchical structure of the webpage. Method of this category includes rule-based (Zheng et al., 2008), learning wrappers (i.e a DOM-specific parser that can extract content) (Gulhane et al., 2011; Kushmerick, 1997; Dalvi et al., 2011). Contemporary strategies employ distant supervision to autonomously create training samples by matching data from existing knowledge



bases (KBs) with web sources (Lockard et al., 2018, 2019). While this significantly lowers the effort required for annotation, it unavoidably leads to false negatives because of the incompleteness of knowledge bases (KBs) (Xie et al., 2021).

## 6 Conclusion

In this paper, we introduce the crawler generation task and the paradigm that combines LLMs and crawlers to improve the reusability of the current web automation framework. We then propose AUTOCRAWLER, a two-phase progressive understanding framework to generate a more stable and executable action sequence. Our comprehensive experiments demonstrate that AUTOCRAWLER can outperform the state-of-the-art baseline in the crawler generation task.

## Limitation

We introduce a paradigm that combines LLMs with crawlers for web crawler generation tasks and propose AUTOCRAWLER to generate an executable action sequence with progressively understanding the HTML documents. Though experimental results show the effectiveness of our framework, there are still some limits to our work.

First, our framework is restricted to the paradigm in the information extraction task for vertical web-pages. LLMs with crawlers provide high efficiency in open-world web IE tasks, but can hardly transfer to existing web environments such as Mind2Web (Deng et al., 2023), WebArena (Zhou et al., 2023).

Second, our framework rely on the performance of backbone LLMs. Enhancing LLMs’ ability to understand HTML is a very valuable research question, including corpus collection and training strategy. We will conduct research on HTML understanding enhancement in future work.

## Ethic statement

We hereby declare that all authors of this article are aware of and adhere to the provided ACL Code of Ethics and honor the code of conduct.

**Use of Human Annotations** Human annotations are only utilized in the early stages of methodological research to assess the feasibility of the proposed solution. All annotators have provided consent for the use of their data for research purposes. We guarantee the security of all annotators throughout

the annotation process, and they are justly remunerated according to local standards. Human annotations are not employed during the evaluation of our method.

**Risks** The datasets used in the paper have been obtained from public sources and anonymized to protect against any offensive information. Though we have taken measures to do so, we cannot guarantee that the datasets do not contain any socially harmful or toxic language.

## References

- Mirko Bronzi, Valter Crescenzi, Paolo Merialdo, and Paolo Papotti. 2013. [Extraction and integration of partially overlapping web sources](#). *Proc. VLDB Endow.*, 6(10):805–816.
- Nilesh Dalvi, Ravi Kumar, and Mohamed Soliman. 2011. Automatic wrappers for large scale web extraction. *arXiv preprint arXiv:1103.2406*.
- Xiang Deng, Yu Gu, Boyuan Zheng, Shijie Chen, Samuel Stevens, Boshi Wang, Huan Sun, and Yu Su. 2023. [Mind2web: Towards a generalist agent for the web](#).
- Pankaj Gulhane, Amit Madaan, Rupesh Mehta, Jeyashankar Ramamirtham, Rajeev Rastogi, Sandeep Satpal, Srinivasan H Sengamedu, Ashwin Tengli, and Charu Tiwari. 2011. [Web-scale information extraction with vertex](#). In *2011 IEEE 27th International Conference on Data Engineering*, pages 1209–1220.
- Daya Guo, Qihao Zhu, Dejian Yang, Zhenda Xie, Kai Dong, Wentao Zhang, Guanting Chen, Xiao Bi, Y. Wu, Y. K. Li, Fuli Luo, Yingfei Xiong, and Wenfeng Liang. 2024. [Deepseek-coder: When the large language model meets programming – the rise of code intelligence](#).
- Izzeddin Gur, Hiroki Furuta, Austin Huang, Mustafa Safdari, Yutaka Matsuo, Douglas Eck, and Aleksandra Faust. 2023. [A real-world webagent with planning, long context understanding, and program synthesis](#).
- Qiang Hao, Rui Cai, Yanwei Pang, and Lei Zhang. 2011. [From one tree to a forest: a unified solution for structured web data extraction](#). In *Proceedings of the 34th International ACM SIGIR Conference on Research and Development in Information Retrieval, SIGIR ’11*, page 775–784, New York, NY, USA. Association for Computing Machinery.
- Albert Q. Jiang, Alexandre Sablayrolles, Arthur Mensch, Chris Bamford, Devendra Singh Chaplot, Diego de las Casas, Florian Bressand, Gianna Lengyel, Guillaume Lample, Lucile Saulnier, L el io Renard Lavaud, Marie-Anne Lachaux, Pierre Stock, Teven Le Scao,

- Thibaut Lavril, Thomas Wang, Timothée Lacroix, and William El Sayed. 2023. [Mistral 7b](#).
- Albert Q. Jiang, Alexandre Sablayrolles, Antoine Roux, Arthur Mensch, Blanche Savary, Chris Bamford, Devendra Singh Chaplot, Diego de las Casas, Emma Bou Hanna, Florian Bressand, Gianna Lengyel, Guillaume Bour, Guillaume Lample, L elio Renard Lavaud, Lucile Saulnier, Marie-Anne Lachaux, Pierre Stock, Sandeep Subramanian, Sophia Yang, Szymon Antoniak, Teven Le Scao, Th eophile Gervet, Thibaut Lavril, Thomas Wang, Timoth e Lacroix, and William El Sayed. 2024. [Mistral of experts](#).
- Nicholas Kushmerick. 1997. *Wrapper induction for information extraction*. University of Washington.
- Junlong Li, Yiheng Xu, Lei Cui, and Furu Wei. 2022. Markuplm: Pre-training of text and markup language for visually rich document understanding. In *Proceedings of the 60th Annual Meeting of the Association for Computational Linguistics (Volume 1: Long Papers)*, pages 6078–6087.
- Bill Yuchen Lin, Ying Sheng, Nguyen Vo, and Sandeep Tata. 2020. Freedom: A transferable neural architecture for structured information extraction on web documents. In *Proceedings of the 26th ACM SIGKDD International Conference on Knowledge Discovery & Data Mining*, pages 1092–1102.
- Colin Lockard, Xin Luna Dong, Arash Einolghozati, and Prashant Shiralkar. 2018. Ceres: Distantly supervised relation extraction from the semi-structured web. *arXiv preprint arXiv:1804.04635*.
- Colin Lockard, Prashant Shiralkar, and Xin Luna Dong. 2019. Openceres: When open information extraction meets the semi-structured web. In *Proceedings of the 2019 Conference of the North American Chapter of the Association for Computational Linguistics: Human Language Technologies, Volume 1 (Long and Short Papers)*, pages 3047–3056.
- Kaixin Ma, Hongming Zhang, Hongwei Wang, Xiaoman Pan, and Dong Yu. 2023. [Laser: Llm agent with state-space exploration for web navigation](#).
- Adi Omari, Sharon Shoham, and Eran Yahav. 2017. Synthesis of forgiving data extractors. In *Proceedings of the tenth ACM international conference on web search and data mining*, pages 385–394.
- OpenAI. 2022. [Chatgpt](#).
- OpenAI. 2023. [Gpt-4 technical report](#).
- Baptiste Rozi ere, Jonas Gehring, Fabian Gloeckle, Sten Sootla, Itai Gat, Xiaoqing Ellen Tan, Yossi Adi, Jingyu Liu, Romain Sauvestre, Tal Remez, J er emy Rapin, Artyom Kozhevnikov, Ivan Evtimov, Joanna Bitton, Manish Bhatt, Cristian Canton Ferrer, Aaron Grattafiori, Wenhan Xiong, Alexandre D efossez, Jade Copet, Faisal Azhar, Hugo Touvron, Louis Martin, Nicolas Usunier, Thomas Scialom, and Gabriel Synnaeve. 2024. [Code llama: Open foundation models for code](#).
- Tianlin Shi, Andrej Karpathy, Linxi (Jim) Fan, Josefa Z. Hern andez, and Percy Liang. 2017. [World of bits: An open-domain platform for web-based agents](#). In *International Conference on Machine Learning*.
- Noah Shinn, Federico Cassano, Edward Berman, Ashwin Gopinath, Karthik Narasimhan, and Shunyu Yao. 2023. [Reflexion: Language agents with verbal reinforcement learning](#).
- Paloma Sodhi, S. R. K. Branavan, and Ryan McDonald. 2023. [Heap: Hierarchical policies for web actions using llms](#).
- Abishek Sridhar, Robert Lo, Frank F. Xu, Hao Zhu, and Shuyan Zhou. 2023. [Hierarchical prompting assists large language model on web navigation](#).
- Gemini Team, Rohan Anil, Sebastian Borgeaud, Yonghui Wu, Jean-Baptiste Alayrac, Jiahui Yu, Radu Soricut, Johan Schalkwyk, Andrew M. Dai, and Anja Hauth. 2023. [Gemini: A family of highly capable multimodal models](#).
- Qifan Wang, Yi Fang, Anirudh Ravula, Fuli Feng, Xiaojun Quan, and Dongfang Liu. 2022. Webformer: The web-page transformer for structure information extraction. In *Proceedings of the ACM Web Conference 2022*, pages 3124–3133.
- Jason Wei, Xuezhi Wang, Dale Schuurmans, Maarten Bosma, Brian Ichter, Fei Xia, Ed Chi, Quoc Le, and Denny Zhou. 2023. [Chain-of-thought prompting elicits reasoning in large language models](#).
- Chenhao Xie, Jiaqing Liang, Jingping Liu, Chengsong Huang, Wenhao Huang, and Yanghua Xiao. 2021. Revisiting the negative data of distantly supervised relation extraction. *arXiv preprint arXiv:2105.10158*.
- Shunyu Yao, Howard Chen, John Yang, and Karthik Narasimhan. 2023. [Webshop: Towards scalable real-world web interaction with grounded language agents](#).
- Longtao Zheng, Rundong Wang, Xinrun Wang, and Bo An. 2024. [Synapse: Trajectory-as-exemplar prompting with memory for computer control](#).
- Xiaolin Zheng, Tao Zhou, Zukun Yu, and Deren Chen. 2008. Url rule based focused crawler. In *2008 IEEE International Conference on e-Business Engineering*, pages 147–154. IEEE.
- Shuyan Zhou, Frank F. Xu, Hao Zhu, Xuhui Zhou, Robert Lo, Abishek Sridhar, Xianyi Cheng, Tianyue Ou, Yonatan Bisk, Daniel Fried, Uri Alon, and Graham Neubig. 2023. [Webarena: A realistic web environment for building autonomous agents](#).
- Yichao Zhou, Ying Sheng, Nguyen Vo, Nick Edmonds, and Sandeep Tata. 2021. Simplified dom trees for transferable attribute extraction from the web. *arXiv preprint arXiv:2101.02415*.

## A Experiments

### A.1 Main results on EXTENDED SWDE

Because EXTENDED SWDE dataset focuses on *OpenIE* task (the relation is also expected to be extracted), we first map relations into a predefined list of attributes and remove unusual ones. Specifically, we conducted experiments with 294 attributes from 21 websites selected from the EXTENDED SWDE dataset.

Table 8 shows the result. By comparing Table 1, we find that: 1) Under complex extraction task settings (multiple target values and ambiguous problem description), the closed-source LLMs perform better in generating executable action sequences compared to the open-source LLMs. 2) There are some tasks with unclear descriptions, such as the "*Calendar System*" and "*Facilities and Programs Offered*" on university websites, which affect the wrapper generation performance of all methods.

### A.2 Main results on DS1

Due to DS1 only contains 166 hand-crafted webpages, and for each website, there are only two webpages, so we take one webpage for inference and the other for evaluation. Meanwhile, due to the number of the seed websites being equal to one, we test three methods without applying the synthesis module described in Section 3.3.

Table 9 shows the result in the DS1 dataset. Among all LLMs with three methods, GPT4 + AUTOCRAWLER achieves the best performance, and AUTOCRAWLER beats the other two methods in all LLMs, which is consistent with the conclusion we make above.

## B Analysis on AUTOCRAWLER

### B.1 Ablation Study

To further justify the effectiveness of each component of AUTOCRAWLER, we perform an ablation study. The results are shown in Table 6. It shows that: 1) AUTOCRAWLER without a second module still beat the other two baseline methods among different LLMs. 2) The second module of AUTOCRAWLER, **synthesis** module, not only improves AUTOCRAWLER, but also improves the performance of other methods. Using more webpages for inference can make the generated wrapper more stable and have better generalization.

Models	Method	EXEC EVAL		IE EVAL
		Correct( $\uparrow$ )	Unex.( $\downarrow$ )	F1
GPT-3.5-Turbo	COT	36.75	43.46	47.99
	- synthesis	27.56	57.24	34.44
	Reflexion	46.29	37.10	55.10
	- synthesis	28.62	59.01	35.01
	AUTOCRAWLER	54.84	19.35	69.20
	- synthesis	44.52	29.33	58.44
Gemini Pro	COT	29.69	47.19	41.81
	- synthesis	27.56	57.24	33.09
	Reflexion	33.12	52.50	40.88
	- synthesis	28.62	59.01	37.60
	AUTOCRAWLER	42.81	34.38	54.91
	- synthesis	39.46	31.56	56.48
GPT4	COT	61.88	14.37	76.95
	- synthesis	46.88	30.00	61.20
	Reflexion	67.50	10.94	82.40
	- synthesis	56.87	25.31	69.78
	AUTOCRAWLER	71.56	4.06	88.69
	- synthesis	65.31	11.87	80.41

Table 6: Ablation study on our two-stage framework. We report **Correct**, **Unexecutable** from the executive evaluation, and **F1** score from the IE evaluation in SWDE dataset.

### B.2 Seed Websites

In all previous experiments, we fixed the number of seed websites  $n_s = 3$ , which demonstrates the effectiveness of the synthesis module. In this experiment, we offer different numbers of seed webpages and test the performance of AUTOCRAWLER with GPT4. The result is shown in Figure 4.

As the number of seed webpages increases, the correct ratio increases, while the unexecutable ratio decreases. It suggests that the performance of AUTOCRAWLER can still be further improved by providing more seed webpages. In addition, the performance improvement reduces as the number increases, which shows that there is an upper limit to improve the performance of AUTOCRAWLER by increasing the number of seed webpages.

### B.3 Extraction Efficiency

Suppose the number of seed webpages is  $n_s$ , the number of webpages on the same website is  $N_W$ , the time to generate a wrapper is  $T_g$ , the time to synthesis is  $T_s$ , and the time for extract information from a webpage with a wrapper is  $T_e$ . The total time for extracting all information from all websites with AUTOCRAWLER is

$$T_1 = T_G + T_E = (n_s T_g + T_s) + N_W T_e \quad (4)$$

Besides, the time for LLMs directly extracting information from a webpage is  $T_d$ , and the total

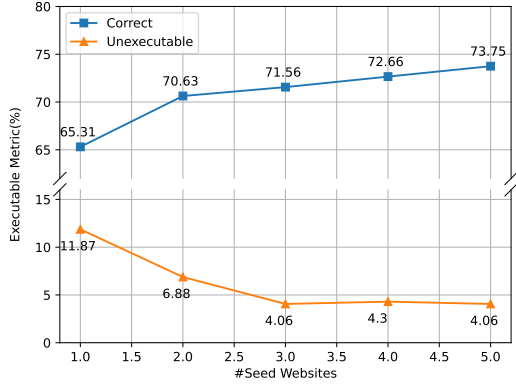


Figure 4: The performance of GPT4 + AUTOCRAWLER with different number of seed websites in SWDE dataset.

time for extracting all information from all websites directly is

$$T_2 = N_{\mathcal{W}}T_d \quad (5)$$

In real-world scenario, there are many webpages from the same websites to be extracted. Although generating a wrapper takes more time than extracting directly from a single webpage, the extraction efficiency of subsequent webpages would be significantly improved. To explore how many webpages are needed to make AUTOCRAWLER more efficient in web IE, we calculate the threshold of  $N_{\mathcal{W}}$ . Suppose  $T_1 \leq T_2$ , we have

$$T_G + T_E = (n_s T_g + T_s) + N_{\mathcal{W}}T_e \leq N_{\mathcal{W}}T_d \quad (6)$$

$$N_{\mathcal{W}} \geq \frac{n_s T_g + T_s}{T_d - T_e} \quad (7)$$

It should be noted that  $T_g$  depends on  $d_{max}$  in Algorithm 1 and can be roughly considered as  $T_g \approx d_{max}T_d$ . In our experimental settings, we set  $d_{max} = 5$  and  $n_s = 3$ . Also, under the approximation that  $T_s \approx T_d$  and  $T_d \gg T_e$ , AUTOCRAWLER have better extraction efficiency when a website contains more than 16 webpages.

#### B.4 Comparison with supervised baselines

Table 7 shows the comparison with 5 baseline models in web information extraction on supervised learning scenarios. These models are trained on webpages in some seed websites and tested on the other websites. Although the comparison is unfair because our methods is in zero-shot settings, AUTOCRAWLER beat most of them on F1 scores. It shows that by designing an appropriate framework, LLMs can surpass supervised learning methods in some web information extraction tasks.

Model	F1
Render-Full (Hao et al., 2011)	84.30
FreeDOM (Lin et al., 2020)	82.32
SimpDOM (Zhou et al., 2021)	83.06
MarkupLM <sub>BASE</sub> (Li et al., 2022)	84.31
WebFormer (Wang et al., 2022)	92.46
Reflexion + GPT4	82.40
AUTOCRAWLER + GPT4	88.69

Table 7: Comparing the extraction performance (Precision, Recall and F1) of 5 baseline models to our method AUTOCRAWLER using GPT4 on the SWDE dataset. Each value of the supervised model in the table is trained on 1 seed site.

#### B.5 Comparison with COT & Reflexion

Figure 5 more intuitively shows the specific differences between different baselines in the experiment. The most significant difference between AUTOCRAWLER and other methods lies in whether the hierarchical structure of web pages is utilized to help LLMs reduce the difficulty of complex web structures. COT only executes one turn while the other executes multiple turns and can learn from the failed execution of the wrapper. Compared to the Reflexion method, AUTOCRAWLER employs top-down and step-back operations to prune the DOM tree during each XPath generation process, thereby reducing the length of the web page. In contrast, the Reflexion method can only reflect and regenerate after producing an unexecutable XPath, which does not effectively simplify the webpage.

### C Dataset Statistic

Table 10, 11, 12 shows the detailed statistic about the semi-structure web information extraction dataset SWDE, EXTENDED SWDE and DS1.

### D Prompt List

#### D.1 Task Prompt

Table 13 shows the task prompt we design for each attribute for SWDE.

#### D.2 Module Prompt


We provide a comprehensive list of all the prompts that have been used in this study, offering a clear reference to understand our experimental approach.

Listing 1: Prompts for ZS\_COT, Reflexion and AutoCrawler

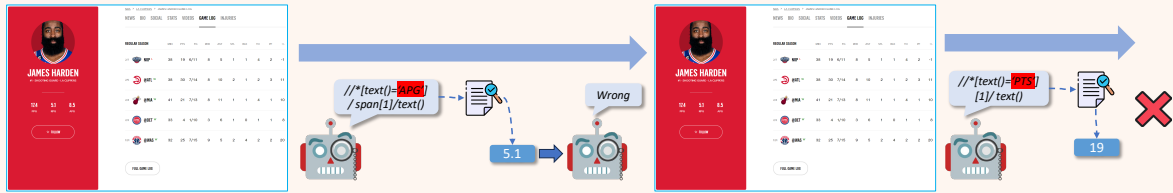


**Instruction: What's the average point of the player?**

**COT**



**Reflexion**



**AutoCrawler**

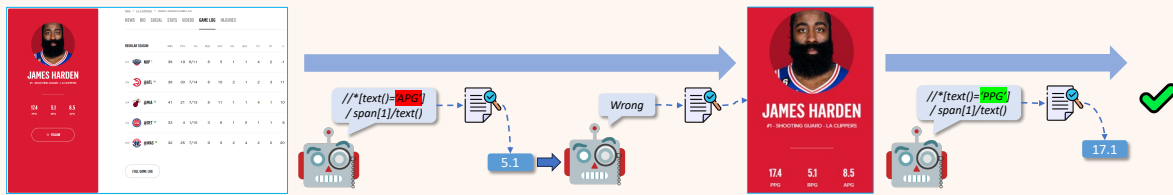


Figure 5: Comparison with the other two baselines.

**Prompt-crawler** (for COT, Reflexion and AutoCrawler):  
 Please read the following HTML code, and then return an Xpath that can recognize the element in the HTML matching the instruction below.  
 Instruction: {0}  
 Here are some hints:  
 1. Do not output the xpath with exact value or element appears in the HTML.  
 2. Do not output the xpath that indicate multi node with different value. It would be appreciate to use more @class to identify different node that may share the same xpath expression.  
 3. If the HTML code doesn't contain the suitable information match the instruction, keep the xpath attrs blank.  
 4. Avoid using some string function such as 'substring()' and 'normalize-space()' to normalize the text in the node.  
 Please output in the following Json format:  
 {  
 "thought": "", # a brief thought of how to confirm the value and generate the xpath  
 "value": "", # the value extracted from the HTML that match the instruction  
 "xpath": "", # the xpath to extract the value  
 }  
 Here's the HTML code:  
 ```  
 {1}

```  
 -----  
**Prompt-Reflexion** (for Reflexion and AutoCrawler):  
 Here's the HTML extraction task:  
 Task description: Please read the following HTML code, and then return an Xpath that can recognize the element in the HTML matching the instruction below.  
 Instruction: {0}  
 We will offer some history about the thought and the extraction result. Please reflect on the history trajectory and adjust the xpath rule for better and more exact extraction. Here's some hints:  
 1. Judge whether the results in the history is consistent with the expected value. Please pay attention for the following case:  
 1) Whether the extraction result contains some elements that is irrelevant  
 2) Whether the crawler return a empty result  
 3) The raw values containing redundant separators is considered as consistent because we will postprocess it.  
 2. Re-thinking the expected value and how to find it depend on xpath code  
 3. Generate a new or keep the origin xpath depend on the judgement and thinking following the hints:  
 1. Do not output the xpath with exact value or element appears in the HTML.

Models	Method	EXECUTABLE EVALUATION						IE EVALUATION		
		Correct(↑)	Prec	Reca	Unex.(↓)	Over.	Else	Prec	Reca	F1
<i>Closed-source LLMs</i>										
GPT-3.5-Turbo	COT	34.49	3.48	4.53	56.10	0.35	1.05	87.96	42.16	40.58
	Reflexion	43.90	1.74	2.09	49.13	0.35	2.79	<b>93.46</b>	49.58	48.66
	AUTOCRAWLER	<b>45.30</b>	4.18	8.01	<b>35.89</b>	0.35	6.27	83.60	<b>60.84</b>	<b>56.69</b>
Gemini Pro	COT	34.49	2.09	6.62	49.13	0.35	7.32	81.09	46.55	42.40
	Reflexion	34.15	2.09	6.97	51.57	0.35	4.88	<b>84.43</b>	45.19	41.66
	AUTOCRAWLER	<b>35.89</b>	5.23	10.10	<b>42.86</b>	0.35	5.57	83.74	<b>52.75</b>	<b>47.73</b>
GPT4	COT	55.05	2.44	7.32	30.31	0.35	4.53	84.11	67.31	64.04
	Reflexion	<b>63.76</b>	3.83	5.57	20.91	0.35	5.57	<b>86.00</b>	76.50	74.50
	AUTOCRAWLER	63.07	3.48	5.92	<b>16.72</b>	0.35	10.45	81.29	<b>78.77</b>	<b>74.77</b>
<i>Open-source LLMs</i>										
CodeLlama	COT	9.01	1.29	2.15	85.84	0.00	1.72	87.22	12.62	11.21
	Reflexion	<b>13.73</b>	1.72	3.00	<b>80.26</b>	0.00	1.29	89.41	<b>17.76</b>	<b>16.01</b>
	AUTOCRAWLER	11.16	0.00	1.72	85.84	0.00	1.29	<b>92.49</b>	13.29	12.52
Mixtral 8×7B	COT	31.36	1.05	4.88	58.19	0.35	4.18	<b>86.83</b>	40.16	37.25
	Reflexion	29.62	1.05	4.18	62.02	0.35	2.79	83.44	36.44	33.64
	AUTOCRAWLER	<b>40.07</b>	3.83	9.41	<b>39.37</b>	0.35	6.97	81.63	<b>57.10</b>	<b>51.57</b>
Deepseek-coder	COT	<b>38.33</b>	3.83	6.62	<b>47.74</b>	0.35	3.14	81.32	<b>48.52</b>	<b>44.80</b>
	Reflexion	36.24	3.48	3.83	51.92	0.00	4.53	83.53	45.03	43.64
	AUTOCRAWLER	37.63	2.44	5.92	50.52	0.35	3.14	<b>86.91</b>	47.09	44.33

Table 8: The executable evaluation and IE evaluation of LLMs with three frameworks in EXTENDED SWDE dataset. We examine 6 LLMs, including 3 closed-source LLMs and 3 open-source LLMs.

```

2. Do not output the xpath that indicate multi node with different value. It would be appreciate to use more @class and [num] to identify different node that may share the same xpath expression.
3. If the HTML code doesn't contain the suitable information match the instruction, keep the xpath attrs blank.

Please output in the following json format:
{
  "thought": "", # thought of why the xpaths in history are not work and how to adjust the xpath
  "consistent": "", # whether the extracted result is consistent with the expected value, return yes/no directly
  "value": "", # the value extracted from the HTML that match the task description
  "xpath": "", # a new xpath that is different from the xpath in the following history if not consistent
}

And here's the history about the thought, xpath and result extracted by crawler.
{1}

Here's the HTML code:
'''
{2}
'''

-----
Prompt-synthesis (for COT, Reflexion and AutoCrawler):
You're a perfect discriminator which is good at HTML understanding as well. Following the instruction, there are some action sequence written from several HTML and the corresponding result extracted from several HTML. Please choose one that can be best potentially adapted to the same extraction task on other webpage in the same websites. Here are the instruction of the task:
Instructions: {0}
The action sequences and the corresponding extracted results with different sequence on different webpage are as follow:
{1}

Please output the best action sequence in the following Json format:
{
  "thought": "" # brief thinking about which to choose
}

```

Models	Method	EXECUTABLE EVALUATION						IE EVALUATION		
		Correct(↑)	Prec	Reca	Unex.(↓)	Over.	Else	Prec	Reca	F1
<i>Closed-source LLMs</i>										
GPT-3.5-Turbo	COT	32.65	4.08	8.16	53.06	0.00	2.04	90.56	43.54	41.16
	Reflexion	36.73	8.16	4.08	51.02	0.00	0.00	<b>95.56</b>	44.22	43.75
	AUTOCRAWLER	<b>48.98</b>	4.08	0.00	<b>44.90</b>	0.00	2.04	94.90	<b>51.70</b>	<b>52.38</b>
Gemini Pro	COT	17.72	2.53	3.80	75.95	0.00	0.00	90.82	22.88	22.10
	Reflexion	20.25	10.13	1.27	65.82	0.00	2.53	88.83	26.93	27.66
	AUTOCRAWLER	<b>43.04</b>	15.19	3.80	<b>34.18</b>	0.00	3.80	<b>93.76</b>	<b>55.97</b>	<b>56.92</b>
GPT4	COT	50.60	9.64	6.02	30.12	0.00	3.61	93.60	65.75	64.73
	Reflexion	50.60	10.84	4.82	33.73	0.00	0.00	<b>96.85</b>	62.65	63.50
	AUTOCRAWLER	<b>57.83</b>	15.66	4.82	<b>16.87</b>	0.00	4.82	92.88	<b>74.95</b>	<b>75.52</b>
<i>Open-source LLMs</i>										
CodeLlama	COT	2.70	2.70	5.41	89.19	0.00	0.00	78.72	10.62	9.19
	Reflexion	8.82	0.00	5.88	85.29	0.00	0.00	<b>94.12</b>	14.41	12.69
	AUTOCRAWLER	<b>13.51</b>	0.00	5.41	<b>81.08</b>	0.00	0.00	84.12	<b>18.92</b>	<b>17.39</b>
Mixtral 8×7B	COT	17.72	6.33	0.00	74.68	0.00	1.27	<b>94.81</b>	21.15	22.01
	Reflexion	22.78	6.33	1.27	69.62	0.00	0.00	94.15	28.03	28.20
	AUTOCRAWLER	<b>36.71</b>	11.39	6.33	<b>43.04</b>	0.00	2.53	91.59	<b>48.52</b>	<b>48.23</b>
Deepseek-coder	COT	25.30	9.64	2.41	60.24	0.00	2.41	<b>92.47</b>	34.71	35.65
	Reflexion	22.89	6.02	3.61	65.06	0.00	2.41	90.21	31.43	32.04
	AUTOCRAWLER	<b>39.76</b>	10.84	6.02	<b>42.17</b>	0.00	1.20	90.43	<b>51.39</b>	<b>50.28</b>

Table 9: The executable evaluation and IE evaluation of LLMs with three frameworks in DS1 dataset. We examine 6 LLMs, including 3 closed-source LLMs and 3 open-source LLMs.

```
"number": "" # the best action
sequence choosen from the candidates
, starts from 0. If there is none,
output 0.
}
-----
Prompt-judgement (for AutoCrawler):
Your main task is to judge whether the
extracted value is consistent with the
expected value, which is recognized
beforehand. Please pay attention for the
following case:
1) If the extracted result contains
some elements that is not in
expected value, or contains empty
value, it is not consistent.
2) The raw values containing
redundant separators is considered
as consistent because we can
postprocess it.

The extracted value is: {0}
The expected value is: {1}

Please output your judgement in the
following Json format:
{{
  "thought": "", # a brief thinking
  about whether the extracted value is
  consistent with the expected value
  "judgement": "" # return yes/no
  directly
```

```
}}
-----
Prompt-stepback (for AutoCrawler):
Your main task is to judge whether the
following HTML code contains all the
expected value, which is recognized
beforehand.
Instruction: {0}
And here's the value: {1}
The HTML code is as follow:
```
{2}
```

Please output your judgement in the
following Json format:
{
  "thought": "", # a brief thinking
  about whether the HTML code contains
  expected value
  "judgement": "" # whether the HTML
  code contains all extracted value.
  Return yes/no directly.
}
```

Domain	Attribute	Website	Num	Domain	Attribute	Website	Num
<b>Auto</b>	model price engine fuel_economy	aol	2000	<b>Movie</b>	ttitle director genre mpaa_rating	allmovie	2000
		autobytel	2000			amctv	2000
		automotive	1999			boxofficemojo	2000
		autoweb	2000			hollywood	2000
		carquotes	2000			iheartmovies	2000
		cars	657			imdb	2000
		kbb	2000			metacritic	2000
		motortrend	1267			msn	2000
		msn	2000			rottentomatoes	2000
		yahoo	2000			yahoo	2000
<b>Book</b>	title author isbn_13 publisher pub_date	abebooks	2000	<b>NBAPlayer</b>	name team height weight	espn	434
		amazon	2000			fanhouse	446
		barnesandnoble	2000			foxsports	425
		bookdepository	2000			msnca	434
		booksamillion	2000			nba	434
		bookorders	2000			si	515
		buy	2000			slam	423
		christianbook	2000			usatoday	436
		deepdiscount	2000			wiki	420
		waterstone	2000			yahoo	438
<b>Camera</b>	model price manufacturer	amazon	1767	<b>Restaurant</b>	name address phone cuisine	fodors	2000
		beachaudio	247			frommers	2000
		buy	500			zagat	2000
		compsource	430			gayot	2000
		ecost	923			opentable	2000
		jr	367			pickaretaurant	2000
		newegg	220			restaurantica	2000
		onsale	261			tripadvisor	2000
		pcnation	234			urbanspoon	2000
		thenerd	309			usdiners	2000
<b>Job</b>	title company location date_posted	careerbuilder	2000	<b>University</b>	name phone website type	collegeboard	2000
		dice	2000			collegenavigator	2000
		hotjobs	2000			collegeproowler	2000
		job	2000			collegetoolkit	2000
		jobcircle	2000			ecampustours	1063
		jobtarget	2000			embark	2000
		monster	2000			matchcollege	2000
		nettemps	2000			princetonreview	615
		rightitjobs	2000			studentaid	2000
		techcentric	2000			usnews	1027

Table 10: Detail statistic of SWDE dataset.



Domain	Website	# Attributes
Movie	allmovie	20
	amctv	13
	hollywood	12
	iheartmovies	8
	imdb	34
	metacritic	17
	rottentomatoes	10
	yahoo	10
NBAPlayer	espn	10
	fanhouse	14
	foxsports	10
	msnca	12
	si	12
	slam	12
	usatoday	5
	yahoo	9
University	collegeprowler	18
	ecampustours	14
	embark	23
	matchcollege	15
	usnews	19

Table 11: Detail statistic of EXTEND SWDE dataset.

Domain	Attribute	Website
Book	title author price	abebooks
		alibris
		barnesandnoble
		fishpond
		infibeam
		powells
		thriftbooks
E-commerce	title price	amazoncouk
		bestbuy
		dabs
		ebay
		pcworld
		tesco
		uttings
Hotel	address price title	agoda
		expedia
		hotels
		hoteltravel
		javago
		kayak
		ratestogo
		venere
Movie	actor genre title	123movieto
		hollywoodreporter
		imdb
		mediastinger
		metacritic
		rottentomatoes
		themoviedb
		yidio

Table 12: Detail statistic of DS1 dataset.

<b>Domain</b>	<b>Task prompt</b>	<b>Prompt</b>
Auto	Here's a webpage with detailed information about an auto.	Please extract the model of the auto. Please extract the price of the auto. Please extract the engine of the auto. Please extract the fuel efficiency of the auto.
Book	Here's a webpage with detailed information about a book.	Please extract the title of the book. Please extract the author of the book. Please extract the isbn number of the book. Please extract the publisher of the book. Please extract the publication date of the book.
Camera	Here's a webpage with detail information of camera.	Please extract the product name of the camera. Please extract the sale price of the camera. Please extract the manufacturer of the camera.
Job	Here's a webpage with detailed information about a job.	Please extract the title of the job. Please extract the name of the company that offers the job. Please extract the working location of the job. Please extract the date that post the job.
Movie	Here's a webpage with detailed information about a movie.	Please extract the title of the movie. Please extract the director of the movie. Please extract the genre of the movie. Please extract the MPAA rating of the movie.
NBAPlayer	Here's a webpage with detailed information about an NBA player.	Please extract the name of the player. Please extract the team of the player he plays now. Please extract the height of the player. Please extract the weight of the player.
Restaurant	Here's a webpage with detailed information about a restaurant.	Please extract the restaurant's name. Please extract the restaurant's address. Please extract the restaurant's phone number. Please extract the cuisine that the restaurant offers.
University	Here's a webpage on detailed information about a university.	Please extract the name of the university. Please extract the contact phone number of the university. Please extract the website url of the university. Please extract the type of the university.

Table 13: Prompts for crawler generation task in SWDE dataset.