

# Look, Listen, and Answer: Overcoming Biases for Audio-Visual Question Answering

Jie Ma<sup>1</sup>, Min Hu<sup>1,4</sup>, Pinghui Wang<sup>1</sup>, Wangchun Sun<sup>1</sup>, Lingyun Song<sup>2</sup>,  
Hongbin Pei<sup>1</sup>, Jun Liu<sup>3</sup>, Youtian Du<sup>1</sup>

<sup>1</sup> MOE KLINNS Lab, Xi'an Jiaotong University, China

<sup>2</sup> School of Computer Science, Northwestern Polytechnical University, China

<sup>3</sup> School of Computer Science and Technology, Xi'an Jiaotong University, China

<sup>4</sup> China Mobile System Integration Co.

## Abstract

Audio-Visual Question Answering (AVQA) is a complex multi-modal reasoning task, demanding intelligent systems to accurately respond to natural language queries based on audio-video input pairs. Nevertheless, prevalent AVQA approaches are prone to overlearning dataset biases, resulting in poor robustness. Furthermore, current datasets may not provide a precise diagnostic for these methods. To tackle these challenges, firstly, we propose a novel dataset, *MUSIC-AVQA-R*, crafted in two steps: rephrasing questions within the test split of a public dataset (*MUSIC-AVQA*) and subsequently introducing distribution shifts to split questions. The former leads to a large, diverse test space, while the latter results in a comprehensive robustness evaluation on rare, frequent, and overall questions. Secondly, we propose a robust architecture that utilizes a multifaceted cycle collaborative debiasing strategy to overcome bias learning. Experimental results show that this architecture achieves state-of-the-art performance on both datasets, especially obtaining a significant improvement of 9.68% on the proposed dataset. Extensive ablation experiments are conducted on these two datasets to validate the effectiveness of the debiasing strategy. Additionally, we highlight the limited robustness of existing multi-modal QA methods through the evaluation on our dataset.

## 1 Introduction

Humans possess the extraordinary capacity to seamlessly integrate auditory and visual cues, effectively establishing a cohesive relationship between visual and auditory stimuli (Lin et al., 2023). Audio-Visual Question Answering (AVQA) (Alamri et al., 2019; Yang et al., 2022b; Li et al., 2022a; Yun et al., 2021; Yang et al., 2022b) seeks to enable intelligent systems to acquire this capability and produce answers based on provided natural language questions. It requires the system to



Figure 1: The question in current AVQA datasets is generated by a limited set of predefined templates, which is not in line with the real-world scenario. Moreover, the current dataset has not yet achieved refined evaluations, such as performance measurements on rare samples. Our findings indicate that existing methods such as STG (Li et al., 2022a) are not robust in answering rephrased questions, which may be attributed to excessive bias learning, such as memorizing statistical regularities between critical question words and answers.

learn high-order interaction representations of the concepts encompassed with audio, video, and language modalities. As is known to us (Wen et al., 2021), the high-level reasoning ability of the system mainly relies on large-scale data that does not contain harmful biases or statistical regularities.

Nevertheless, completely avoiding the negative bias in datasets seems challenging. Previous studies (Li et al., 2023; Ravichander et al., 2023; Miller et al., 2020; Agrawal et al., 2018) in visual and extractive QA have investigated the bias from the perspective of changing answer distributions and human-in-the-loop adversarial attacks. Drawing inspiration from these works, several open questions are proposed for the AVQA task, concerning model evaluations and model designs.

**Question 1: have existing datasets comprehensively measured model robustness?** The questions in the current AVQA dataset (Schwartz et al.,

2019; Yun et al., 2021) are generated by a limited set of predefined templates, such as the 33 templates in the MUSIC-AVQA dataset (Li et al., 2022a). Fig. 1 shows the samples in the training and test split, which are produced using a predefined template. The only difference between the samples is a single word, which may not be consistent with the real-world situation. Furthermore, current datasets cannot reflect the performance on rare or less common samples, which is an important indicator for evaluating model robustness.

**Question 2: have existing methods overcome the data bias?** We found that existing methods such as STG (Li et al., 2022a) are brittle for the question with rare answers. This could be attributed to memorizing the statistical regularity between critical question words and answers, such as the connection between “Is”, “Playing”, and “Yes”.

In this paper, we present the development of a novel dataset called MUSIC-AVQA-R, which aims to address the first question precisely. The dataset complements MUSIC-AVQA (Li et al., 2022a) and provides a more refined diagnostic for current AVQA methods. To preserve the inherent bias, we maintain the original training and validation splits of the MUSIC-AVQA dataset. In contrast, we employ a human-machine collaboration mechanism to rephrase the question in the test split. This ensures diverse and natural question forms while remarkably expanding the number of questions from **9,129** to **211,572**. We introduce a distribution shift based on answer distributions of specific question types. This allows us to measure performance on both frequent (in-distribution) and rare (out-of-distribution) data simultaneously.

To tackle the second question, we propose a robust framework that applies a *Multifaceted Cycle Collaborative Debiasing* (MCCD) strategy. Specifically, the strategy introduces a novel optimization objective, which enlarges the distribution difference between uni-modal (questions, audio, and video) and multi-modal logit. By doing so, our model becomes less prone to learning biases from individual modalities effectively. Intuitively, we cannot choose the correct answer based on only one modality. Hence, MCCD employs cycle guidance to constrain the logit distribution of each modality, thereby promoting the similarity of uni-modal logit distribution. The experimental results demonstrate that our framework yields significant improvements on both datasets, with a particularly notable enhancement of 9.68% observed on the

MUSIC-AVQA-R dataset.

In summary, our contributions are fourfold:

- We propose a novel dataset MUSIC-AVQA-R and a set of respective evaluation metrics. This enables us to thoroughly evaluate the reasoning behavior of AVQA models and characterize their generalization capabilities in in- and out-of-distribution scenarios.
- We present an AVQA architecture that incorporates the MCCD strategy to overcome training biases. To the best of our knowledge, this is the first work to systematically explore biases in the AVQA task from model evaluations as well as model designs.
- We conduct extensive experiments on MUSIC-AVQA and MUSIC-AVQA-R to verify the effectiveness and superiority of our proposed architecture and debiasing strategy.
- We evaluate 12 recent multimodal QA methods on the proposed dataset and show their limited ability to generalize not only in-distribution scenarios but also in out-of-distribution situations.

## 2 Related Work

### 2.1 Model Robustness Evaluation

Despite the notable achievements of QA datasets (Rajpurkar et al., 2016; Goyal et al., 2019; Hudson and Manning, 2019; Yang et al., 2022a; Li et al., 2022b), they suffer from biases, resulting in incomplete evaluations. In recent years, numerous studies have tackled this issue from various perspectives (Ma et al., 2023).

One avenue of research (Agrawal et al., 2018; Ko et al., 2020; Dancette et al., 2021) reorganizes existing datasets, thereby making the distribution between training and testing splits significantly different or even reversed. The reorganized datasets reflect the performance in the out-of-distribution situation but lack measurement in the in-distribution scenario. To this end, GQA-OOD (Kervadec et al., 2021) introduces the distribution shift in both the validation and test splits to assess visual QA models in in- and out-of-distribution scenarios simultaneously. Nevertheless, its question is generated using pre-defined templates, which may not accurately reflect real-world scenarios. In addition, the number of questions in the GQA-OOD test split is only 2,796, which may not reflect the real generalization

ability of visual QA models due to the presence of a limited number of testing samples (Harrell Jr et al., 1996).

Inspired by the adversarial attack, another line of works (Sheng et al., 2021; Li et al., 2021b) regard the dataset construction as a game played by two parties: a human annotator and a well-trained model. Only samples generated by humans that successfully attack the model are incorporated into the dataset. Different from the mentioned works, our dataset, MUSIC-AVQA-R, not only prioritizes question diversity but also considers the volume of test samples. Notably, modifications are exclusively applied to the test split, as opposed to simultaneous adjustments in both validation and test splits. These enhance the precision and comprehensiveness of robustness evaluation. *Furthermore, our dataset is the first AVQA dataset focusing on robustness evaluation to the best of our knowledge.*

## 2.2 Bias Dependency Elimination

A variety of debiasing QA methods have been proposed to overcome bias memorization. These methods can be divided into four classes (Ma et al., 2023): ensemble learning, data augmentation, contrastive learning, and answer re-ranking.

Ensemble learning methods (Cadene et al., 2019; Ko et al., 2020; Niu and Zhang, 2021; Wen et al., 2021; Cho et al., 2023) typically leverage a combination of a bias learner and a vanilla QA model to comprehensively predict answers. Data augmentation methods (Kv and Mittal, 2020; Abbasnejad et al., 2020; Chen et al., 2022; Teney et al., 2021) generate additional question-answer pairs to balance the data distribution. Based on the positive and negative sample generation, contrastive learning-based methods (Liang et al., 2020; Zhu et al., 2021; Si et al., 2022) strive to learn an embedding space where similar sample pairs are closely clustered while disparate ones are distinctly separated. Consequently, the vanilla QA method is optimized jointly through contrastive and QA losses. Answer re-ranking methods (Wu and Mooney, 2019; Jing et al., 2020; Shrestha et al., 2020; Gat et al., 2020; Si et al., 2021) primarily focus on re-ordering the answers predicted by the vanilla QA model to enhance context comprehension, such as vision grounding.

To the best of our knowledge, COCA (Lao et al., 2023) is the only work to mitigate the bias learning in the AVQA task, which first employs causal regularization to intervene bias-irrelevant causal

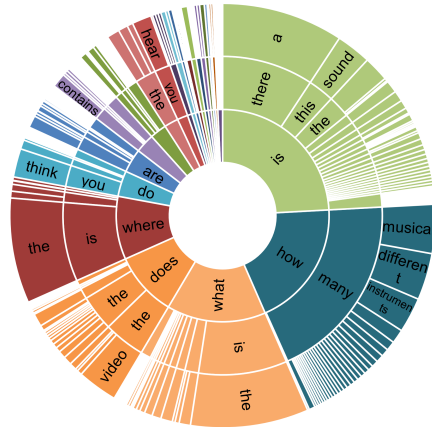


Figure 2: Distribution of rephrasing questions based on the first three words.

effects and then introspects predictions. Unlike the mentioned works, which only consider language biases, our method considers audio, vision, language biases, and their collaboration.

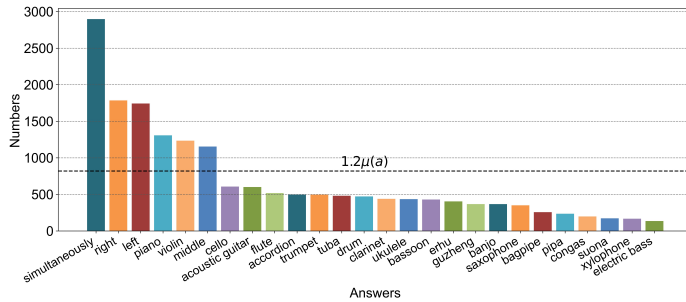
In recent years, pre-trained multimodal models (Lu et al., 2019; Wu and Mooney, 2019; Tan and Bansal, 2019; Li et al., 2021a; Lin et al., 2023; Girdhar et al., 2023; Zhang et al., 2023) have achieved notable progress in various tasks. However, recent studies (He et al., 2020; Ma et al., 2023) found that they also suffer from biases. Our proposed architecture is compatible with these models, thereby improving their robustness.

## 3 Dataset Creation and Analysis

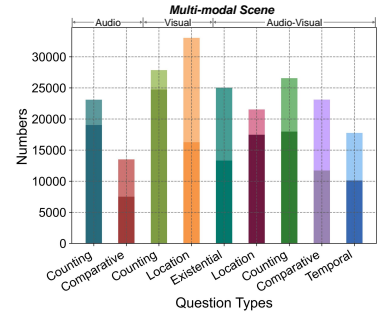
We introduce the first dataset, MUSIC-AVQA-R, to evaluate the robustness of AVQA models. The construction of this dataset involves two key processes: rephrasing and splitting. The former involves the rephrasing of original questions generated from pre-defined question templates, and the latter is dedicated to the categorization of questions into frequent (head) and rare (tail) subsets.

### 3.1 Rephrasing

The questions within the existing dataset (Yun et al., 2021; Li et al., 2022a) are formulated using a restricted collection of pre-defined templates. To augment diversity and reality, we employ a rephrasing tool, such as ChatGPT, to rephrase each question within the test split of MUSIC-AVQA 25 times. To ensure the rephrasing quality, three volunteers participate in a verification process where their consensus through voting is required. Rephrasings are incorporated into the dataset only when two or



(a) Answer distributions of “Temporal” questions in the AVQA task.



(b) Statistics of head and tail samples.

Figure 3: Statistics visualization for MUSIC-AVQA-R.  $\mu(a)$  is the average number of answers in a group. The dark color on the right denotes the number of head samples, while the light-colored area denotes that of tail samples.

more individuals validate the quality of the modifications. According to our statistics, 92.4% of rephrasings pass this validation. Fig. 2 illustrates the distribution of rephrased questions based on their initial three words. We see that our rephrasing questions have various formats, which are in line with real-world situations. Furthermore, an expansion of the question count within the test split has been implemented, escalating from 9,129 to 211,572 questions. This substantial increase in the volume of test samples enhances the precision of evaluations for AVQA methods.

### 3.2 Splitting

To provide a precise diagnostic for AVQA models, we introduce a distribution shift based on answer distributions of specific question types, following (Kervadec et al., 2021). Guided by this distribution, we categorize rephrased questions into *head* and *tail*, enabling the assessment of in-distribution and out-of-distribution performance, respectively. We also utilize the *overall* performance to assess the model effectiveness on the entire test split.

Specifically, to characterize the distribution shift, we first utilize the annotation for question types, including “Existential”, “Location”, “Counting”, “Comparative”, and “Temporal”, to group questions. Fig. 3(a) illustrates the answer distribution of the “Temporal” questions within the AVQA task. We see that the answer presents a long-tailed distribution. The distribution of other types is given in Appendix B. It is essential to note that MUSIC-AVQA encompasses three tasks: audio QA, visual QA, and AVQA.

Next, we characterize the answer balance using Shannon entropy, expressed as  $H(A) = -\sum_{i=1}^N p(a_i) \log p(a_i)$ , where  $H(A)$  is the en-

tropy of an answer set  $A$  for a certain question type,  $N$  is the number of answer classes, and  $p(a_i)$  represents the probability of answer class  $i$ . It is important to note that the entropy depends on the number of answer classes, which exhibits significant variability across different question groups. To facilitate meaningful comparisons, we normalize  $H(A)$  of each group by  $\log(N)$ :  $\bar{H}(A) = \frac{H(A)}{\log(N)}$ , with  $\log(N)$  representing the entropy of a uniform distribution of size  $N$ . Refer to Appendix C for detailed proof. Thus, the normalized entropy  $\bar{H}(A)$  indicates the proximity of the distribution  $H(A)$  to a uniform distribution. We preserve the group with a normalized entropy below a threshold of 0.9, which aims at selecting imbalanced groups.

Finally, we categorize the samples into *head* and *tail* classes. We define the *tail* class as class  $i$  with  $|a_i| \leq 1.2\mu(a)$  following (Kervadec et al., 2021), where  $|a_i|$  represents the number of samples belonging to answer class  $i$ , and  $\mu(a)$  denotes the average sample count for a group. Consequently, the *tail* samples are rare, while the *head* samples are more prevalent within a group. Fig. 3(b) illustrates the statistics of head and tail samples across various groups within each task.

The aforementioned procedure is only carried out in the test split of MUSIC-AVQA. Consequently, our proposed dataset, MUSIC-AVQA-R, allows for a more precise and comprehensive evaluation of models handling data biases.

## 4 Method

To mitigate bias learning, we propose a robust AVQA architecture that integrates a multifaceted cycle collaborative debiasing strategy. Fig. 4 illustrates an overview of our proposed architecture. It first learns the uni-modal and multimodal rep-

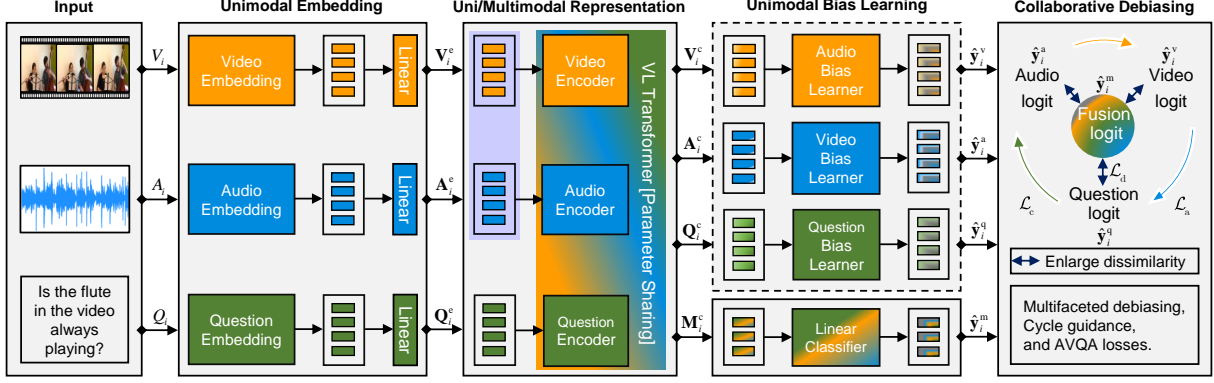


Figure 4: Robust AVQA architecture to overcome bias learning. Our MCCD strategy is plug-and-play, allowing seamless integration with other AVQA methods.

representations using a pre-trained model. Then, the architecture utilizes distinct bias learners to capture uni-modal biases. Finally, a collaborative debiasing strategy is leveraged to magnify the disparity between fusion logit and bias logit, obtained based on multi-modality and uni-modality representations, respectively. Meanwhile, a cycle guidance mechanism is employed to maintain the similarity between bias logit.

**Uni-modal Embedding.** Given an AVQA sample comprising a video sequence and a corresponding question, we initially partition the sequence, consisting of visual and audio tracks, into  $T$  non-overlapping pairs of visual and audio segments, denoted as  $\{V_t, A_t\}_{t=1}^T$ , where each segment spans one second. Subsequently, a distinct embedding layer is employed to acquire uni-modal embeddings. Specifically, we employ a pre-trained VG-Gish model (Gemmeke et al., 2017) with fixed parameters, which is a VGG-like audio processing network, to obtain an audio embedding vector. For video embedding vectors, we employ a pre-trained ResNet-18 with fixed parameters on the frames. The VisualBert model (Li et al., 2019a) is applied to obtain a word-level question embedding vector. To ensure dimension matching, distinct linear layers are applied to the aforementioned vectors, resulting in uni-modal embeddings  $A_i^e, V_i^e \in \mathbb{R}^{T \times 768}$  and  $Q_i^e \in \mathbb{R}^{l \times 768}$ , where  $l$  is the question length.

**Uni- and Multi-modal Representation.** We leverage VisualBert to obtain both uni-modal and multi-modal representations, represented as  $A_i^c, V_i^c, Q_i^c, M_i^c \in \mathbb{R}^{768}$ . In the case of uni-modal learning, we exclusively input the aforementioned uni-modal embeddings to VisualBert. For multi-modal learning, we treat question embeddings as queries, concatenate video and audio embeddings

as context, and leverage VisualBert to perform multi-modal interaction. Then, we apply a linear projection on the representation to obtain the multi-modality logit  $\hat{y}_i^m \in \mathbb{R}^{42}$ , where 42 denotes the number of possible answers.

**Uni-modal Bias Learning.** AVQA may involve various harmful uni-modal biases, encompassing biases associated with audio, video, and language, respectively. To capture these uni-modal biases, we utilize a bias learner that takes only one of the three modalities as input. Specifically, distinct non-linear multi-layer perceptron layers serve as the learners, producing the corresponding logit  $\hat{y}_i^a, \hat{y}_i^v, \hat{y}_i^q \in \mathbb{R}^{42}$  on the answer space. It should be noted that these bias learners are removed during the testing stage.

**Collaborative Debiasing.** To eliminate bias learning, we propose a *multifaceted cycle collaborative debiasing* (MCCD) strategy. It first reduces the bias impact from multiple views by enlarging the dissimilarity between uni-modal and multi-modal logit. This discrepancy enlargement  $\mathcal{L}_d$  is implemented by the joint inverse distance:

$$\mathcal{L}_d = \frac{\alpha}{3K} \sum_{i=1}^K \left( \frac{1}{d_i^a} + \frac{1}{d_i^v} + \frac{1}{d_i^q} \right), \quad (1)$$

where  $K$  is the batch size,  $\alpha$  is used to balance optimization,  $d_i^a$  denotes the Euclidean distance between audio logit and multi-modality logit,  $d_i^v$  represents the distance between video logit and multi-modality logit,  $d_i^q$  is the distance between question logit and multi-modality logit, and  $\epsilon = 1e-5$  is added to the denominator to avoid division by zero.

Intuitively, relying solely on one modality for answer prediction may result in similar logit distri-

butions. Therefore, MCCD employs cycle guidance to constrain the distribution of uni-modal logit. This guidance  $\mathcal{L}_c$  is implemented by the Kullback–Leibler divergence:

$$\mathcal{L}_c = \frac{\beta}{3} (\mathcal{L}_{qa} + \mathcal{L}_{av} + \mathcal{L}_{vq}), \quad (2)$$

$$\mathcal{L}_{qa} = \frac{1}{K} \sum \hat{y}_i^q (\log \hat{y}_i^q - \log \hat{y}_i^a), \quad (3)$$

where  $\beta$  is the factor to control weight,  $\mathcal{L}_{qa}$  denotes the relative entropy between the question and audio logit, and  $\mathcal{L}_{av}$  and  $\mathcal{L}_{vq}$  are obtained similarly.

Finally, we utilize the summation of  $\mathcal{L}_d$ ,  $\mathcal{L}_c$  and  $\mathcal{L}_a$  to optimize the parameters of our method, where  $\mathcal{L}_a$  is the loss of answer prediction that is regarded as a multi-classification problem. The training details are shown in Appendix A.

## 5 Experiments

### 5.1 Dataset and Evaluation

MUSIC-AVQA (Li et al., 2022a), which contains training, validation, and testing splits with 31,927, 4,568, and 9,129 QA pairs, is developed by gathering questions for 9,288 musical performances. The questions are produced by a limited set of pre-defined templates. The videos, sourced from YouTube, include solo performances, ensembles of the same instruments, and ensembles of different instruments. This dataset consists of three tasks: audio QA, visual QA, and AVQA. The standard accuracy is used to evaluate model performance on the mentioned tasks. To comprehensively assess model robustness, we conduct rephrasing and splitting on the test split, expanding the question count from 9,129 to 211,572. The necessary discussion on data annotations is shown in Appendix D.1. Owing to the introduction of distribution shift, our proposed dataset provides three metrics: *head accuracy*, *tail accuracy*, and *overall accuracy*, to evaluate models precisely. The test split comparison between MUSIC-AVQA and MUSIC-AVQA-R is shown in Appendix D.2. We can see that the latter exhibits a larger test sample space.

### 5.2 Implementation Details

During the data pre-processing stage, audio and video are sampled at rates of 16 kHz and 1 fps, respectively. In the uni-modal embedding module, we employ ResNet-18 and VGGish to obtain 512-dimensional and 128-dimensional embeddings of the visual and audio segments, respectively. In the

uni-modal bias learning module, the hidden layer size of the bias learner is set to 768. In the collaborative debiasing module, we set the factors  $\alpha$  and  $\beta$  to  $1e-2$  and  $3e-1$  for optimization equilibrium, respectively. During the training stage, the initial learning rate is set to  $3e-5$ , decaying by 0.5 every 20 epochs. The maximum epoch and batch size are set to 150 and 64, respectively. We use the Adam optimizer to train our architecture and save the model that achieves the best performance on the validation split. The experiments are conducted on a single NVIDIA Tesla V100 card. The other details are shown in Appendix D.3.

### 5.3 Baselines

We select 13 previous state-of-the-art multi-modal QA methods as baselines to verify the effectiveness of the proposed architecture and investigate the robustness of these methods. Audio QA methods: FCNLSTM (Fayek and Johnson, 2020), and CONVLSTM (Fayek and Johnson, 2020). Visual QA methods: GRU (Antol et al., 2015), BiLSTM Attn (Zhou et al., 2016), HCAttn (Lu et al., 2016), and MCAN (Yu et al., 2019). Video QA methods: HME (Fan et al., 2019), PSAC (Li et al., 2019b), and HCRN (Le et al., 2020). AVQA methods: AVSD (Schwartz et al., 2019), LAViT (Yun et al., 2021), STG (Li et al., 2022a), and COCA (Lao et al., 2023). For fair comparisons, we do not select large models as backbones for our architecture. Additionally, we abstain from reassessing COCA on the MUSIC-AVQA-R dataset due to its lack of publicly available code. The baseline introductions are shown in Appendix D.4.

### 5.4 Comparison on MUSIC-AVQA

We conduct experiments on the MUSIC-AVQA test split to validate the effectiveness of the proposed architecture. The results are presented in Table 1. Notably, our architecture obtains significant improvements of 4.53% and 4% in the audio and visual QA tasks, respectively. It also achieves the best performance in the AVQA task. Furthermore, our architecture obtains a new state-of-the-art result of 72.20% on the whole question. It is worth mentioning that visual QA methods, like GRU, and video QA methods, such as HME, also exhibit competitive results in the AVQA task, despite lacking one modality as input. The results on this dataset can demonstrate the efficacy of these methods to some extent. However, MUSIC-AVQA lacks refined and precise evaluations due to its inherent shortcomings

Type	Method	Audio QA			Visual QA			AVQA						All
		CNT	COMP	Avg.	CNT	LOC	Avg.	EXIST	LOC	CNT	COMP	TEMP	Avg.	
Audio QA	FCNLSTM	70.45	66.22	68.88	63.89	46.74	55.21	82.01	46.28	59.34	62.15	47.33	60.06	60.34
	CONVLSTM	74.07	68.89	72.15	67.47	54.56	60.94	82.91	50.81	63.03	60.27	51.58	62.24	63.65
Visual QA	BiLSTM Attn	70.35	47.92	62.05	64.64	64.33	64.48	78.39	45.85	56.91	53.09	49.76	57.10	59.92
	HCAtn	70.25	54.91	64.57	64.05	66.37	65.22	79.10	49.51	59.97	55.25	56.43	60.19	62.30
	MCAN	77.50	55.24	69.25	71.56	70.93	71.24	80.40	54.48	64.91	57.22	47.57	61.58	65.49
	GRU	72.21	66.89	70.24	67.72	70.11	68.93	81.71	59.44	62.64	61.88	60.07	65.18	67.07
Video QA	HCRN	68.59	50.92	62.05	64.39	61.81	63.08	54.47	41.53	53.38	52.11	47.69	50.26	55.73
	HME	74.76	63.56	70.61	67.97	69.46	68.76	80.30	53.18	63.19	62.69	59.83	64.05	66.45
	PSAC	75.64	66.06	72.09	68.64	69.79	69.22	77.59	55.02	63.42	61.17	59.47	63.52	66.54
AVQA	AVSD	72.41	61.90	68.52	67.39	74.19	70.83	81.61	58.79	63.89	61.52	61.41	65.49	67.44
	LAViT	74.36	64.56	70.73	69.39	75.65	72.56	81.21	59.33	64.91	64.22	63.23	66.64	68.93
	STG	78.18	67.05	74.06	71.56	76.38	74.00	81.81	<b>64.51</b>	70.80	<b>66.01</b>	63.23	<b>69.54</b>	71.52
	COCA	79.35	66.50	74.61	72.35	76.08	74.24	<b>83.50</b>	64.02	70.99	63.40	64.48	69.47	71.64
	<b>Ours</b>	<b>83.87</b>	<b>71.04</b>	<b>79.14</b>	<b>79.78</b>	<b>76.73</b>	<b>78.24</b>	80.87	51.63	<b>71.46</b>	64.67	<b>64.60</b>	67.13	<b>72.20</b>

Table 1: Experimental results (%) on the MUSIC-AVQA test split. EXIST, LOC, CNT, COMP, and TEMP, which are question types, denote “Existential”, “Location”, “Counting”, “Comparative”, and “Temporal”, respectively. Avg. denotes the average accuracy.

Method	Audio QA				Visual QA				AVQA												All
	CNT		COMP		CNT		LOC		EXIST		LOC		CNT		COMP		TEMP		Avg.		
	H	T	H	T	H	T	H	T	H	T	H	T	H	T	H	T	H	T			
FCNLSTM	66.23	36.48	64.78	51.14	61.75	5.31	54.86	51.06	64.76	78.52	46.66	57.30	62.69	7.23	43.13	71.67	37.02	30.78	54.12		
CONVLSTM	70.22	41.14	<b>67.50</b>	52.93	62.11	9.17	53.44	49.88	60.08	<b>84.82</b>	46.46	59.90	56.52	8.18	43.29	72.52	41.54	45.12	55.20		
BiLSTM Attn	73.68	46.32	21.51	<b>77.58</b>	64.30	0.00	53.92	42.01	<b>87.51</b>	21.14	35.16	43.75	62.85	2.18	27.61	<b>74.38</b>	17.58	31.32	48.84		
HCAtn	61.67	41.63	59.09	47.14	56.52	9.20	67.01	53.16	66.57	61.13	37.05	42.48	59.53	12.48	48.81	60.12	33.82	39.26	51.90		
GRU	66.92	48.63	58.29	59.61	64.37	11.79	57.68	57.66	76.30	64.76	41.05	45.61	60.71	18.68	57.19	57.38	31.02	40.67	55.21		
MCAN	75.02	60.16	58.89	50.09	64.58	26.69	66.48	62.25	51.29	67.29	46.11	61.61	64.76	25.28	50.57	52.40	34.64	58.05	57.27		
HCRN	55.53	53.31	47.17	32.44	41.87	23.55	39.40	51.27	41.81	65.45	36.62	42.72	54.58	19.57	33.33	36.87	40.47	44.13	43.92		
HME	62.60	53.95	54.97	58.29	50.95	16.46	73.25	58.60	65.74	66.49	33.79	46.03	63.18	17.18	53.20	60.57	33.95	41.57	53.66		
PSAC	53.01	56.68	57.41	48.12	49.55	26.43	72.96	60.69	50.56	55.54	41.98	52.30	56.70	19.58	38.13	58.92	26.68	46.24	50.45		
AVSD	54.00	47.84	60.61	47.79	60.34	10.07	74.78	61.43	66.28	61.98	33.00	40.35	46.21	8.06	51.98	66.00	40.14	41.52	52.33		
LAViT	50.57	43.45	50.78	44.93	47.28	15.50	67.19	65.51	52.37	22.04	44.35	61.69	52.21	21.52	45.61	40.49	35.00	49.33	47.40		
STG	56.40	41.48	62.28	57.59	59.86	12.94	64.31	54.00	73.35	77.26	35.35	40.49	48.31	8.41	53.30	62.44	40.25	38.15	52.80		
<b>Ours</b>	<b>84.32</b>	<b>67.23</b>	64.68	62.18	<b>75.09</b>	<b>48.42</b>	<b>80.47</b>	<b>66.38</b>	77.22	67.58	<b>55.15</b>	<b>82.23</b>	<b>70.12</b>	<b>39.83</b>	<b>61.26</b>	58.17	<b>43.67</b>	<b>58.33</b>	<b>66.95</b>		

Table 2: Experimental results (%) on the MUSIC-AVQA-R test split. The question types, such as CNT and COMP, are introduced in Table 1. H and T denote the head and tail accuracy. There is no publicly available code for COCA.

that are introduced in Section 1. *Consequently, it is insufficient to evaluate these methods only on this dataset.*

## 5.5 Robustness Evaluation

We conduct experiments on the MUSIC-AVQA-R test split to explore the robustness of the aforementioned methods. Their released codes are employed to conduct this experiment. The results are presented in Table 2. Several crucial insights arise when combining the results from this table with those from Table 1. Firstly, audio QA methods, such as CONVLSTM, showcase competitive robustness and even achieve the highest tail accuracy on EXIST questions within the AVQA task. Secondly, the visual QA method MCAN demonstrates noteworthy robustness by obtaining the second-best performance on the test split. Thirdly, the video QA baseline experiences a relatively significant

performance degradation, with PSAC, for instance, declining by 16.45%. Notably, HCRN exhibits the lowest performance on both datasets, indicating its poor robustness. *Furthermore, the results of AVQA baselines lag behind other types of QA methods like HME, suggesting that their strong performance on the MUSIC-AVQA dataset may rely on memorizing statistical regularities between input modalities and answers.* Ultimately, our architecture outperforms others on the test split. Benefiting from the MCCD strategy, it attains the highest head (in-distribution setting) and tail (out-of-distribution setting) results across various question types, providing further evidence of its superior robustness. We also show the overall accuracy of these methods on each type of question. Please see the details in Appendix D.5. It can be seen that our architecture achieves the best overall accuracy on each type of question.

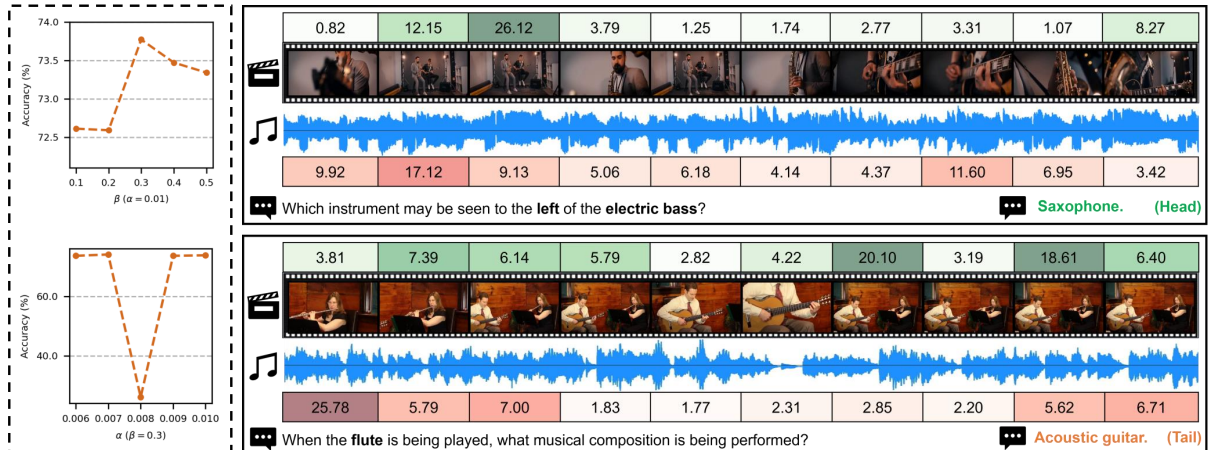


Figure 5: Sensitivity and qualitative analysis.  $\alpha$  and  $\beta$  are the weight-controlling factors in the MCCD strategy. We visualize attention weights on the uniformly sampled audio and video frames.

## 5.6 Ablation Study

To verify the debiasing effectiveness of MCCD, we conduct extensive experiments on both the test split of MUSIC-AVQA and MUSIC-AVQA-R. The results are shown in Table 3. Firstly, we validate the contribution of the component within multifaceted debiasing. It can be seen that removing the component will lead to an overall performance improvement in some aspects of MUSIC-AVQA while resulting in a significant decrease in our dataset. This observation strongly supports the debiasing efficacy of these components. Secondly, we verify the overall contribution of the multifaceted debiasing. It can be seen that the performance decrease of 0.72% and 2.15% occurs in both datasets, respectively. Finally, we validate the contribution of cycle guidance. We see that this model variant obtains the best performance on the MUSIC-AVQA dataset. However, there was a noticeable performance degradation in our proposed dataset. In summary, each component plays a distinctive role in the debiasing process, which is further demonstrated by the performance degradation on the head and tail samples.

## 5.7 Sensitivity and Qualitative Analysis

We employ the control variable method to perform a sensitivity analysis on the weight-controlling factors of the MCCD strategy. The results are presented in the left part of Fig. 5. Our findings indicate stable optimization across various settings, except for the case with  $\alpha = 0.008$  and  $\beta = 0.3$ . Upon conducting further experimental analysis, we identify the issue as originating from the model’s failure to converge. Moreover, we visualize the

Method	MUSIC-AVQA				MUSIC-AVQA-R					
	AQA	VQA	AVQA	All	AQA	VQA	AVQA	H	T	All
Ours	79.14	78.24	67.13	72.20	74.76	72.76	61.34	72.24	59.39	66.95
w/o $d_i^{(\#)}$	79.64	77.62	67.52	72.34	74.89	72.26	59.53	71.72	57.47	65.86
w/o $d_i^{(\#)}$	79.27	78.61	67.23	72.37	71.29	70.18	58.08	68.34	57.43	63.85
w/o $d_i^{(\#)}$	77.22	77.50	67.31	71.76	70.92	67.82	55.57	66.05	55.61	61.75
w/o MD	78.46	77.54	66.39	71.48	73.97	70.41	58.87	70.09	57.25	64.80
w/o CG	78.77	78.65	67.50	72.45	75.42	71.72	59.68	71.40	57.98	65.87

Table 3: Ablation results (%) on the test split of MUSIC-AVQA and our dataset. AQA and VQA denote audio QA, and visual QA, respectively.  $d_i^{(\#)}$  is the distance between the (#) logit and the multi-modality logit. MD: multifaceted debiasing. CG: cycle guidance.

attention weight on the uniformly sampled audio and video frames to qualitatively analyze the debiasing capability of our method. The visualization, displayed in the right part of Fig. 5, reveals that crucial audio and video frames for QA consistently receive significant attention, both in in- and out-of-distribution settings. This further demonstrates that our method predicts answers through the grounding capabilities of audio and vision rather than relying on bias learning. More cases are shown in Appendix D.6.

## 6 Conclusion

We are the first to investigate bias learning in the AVQA task from model evaluation and design aspects. On the one hand, we construct a new dataset, MUSIC-AVQA-R, which evaluates the performance on the head, tail, and overall samples, providing a precise measure of model robustness. On the other hand, we introduce a robust architecture employing the MCCD strategy to mitigate bias learning. Extensive experiments demonstrate the effectiveness of our architecture and the debiasing



capability of M CCD. Furthermore, we reevaluate previous multi-modal QA methods on our proposed dataset, revealing their poor robustness.

## Limitations

We explore potential limitations not only in terms of model measurement but also in model designs. Although MUSIC-AVQA-R is the first AVQA dataset focusing on robustness evaluations, it still has shortcomings in the answer annotation. Due to constraints imposed by MUSIC-AVQA, the answer space is limited, comprising only 42 classes, and answer lengths are typically confined to a single word. This deviation from real-world scenarios is noteworthy. Concerning model designs, for a fair comparison with baselines, like LAViT using a pre-trained model, we do not select large generative models to be backbones. However, compared with the answer classification, it may be more useful to generate answers for the AVQA task. Furthermore, our model only provides attention weights of input modalities for humans, lacking the capability of generating sonically and visually grounded responses. This capability is potentially crucial for facilitating humans' intuitive comprehension of the answers.

## Ethics Statement

MUSIC-AVQA (Li et al., 2022a) has undergone meticulous pre-processing tailored for academic research purposes. We ensure the absence of any information that discloses the names or uniquely identifies individuals, as well as avoiding any offensive content. We only perform rephrasing and splitting for the questions within the dataset to develop MUSIC-AVQA-R, which preserves its inherent characteristics.

## References

- Ehsan Abbasnejad, Damien Teney, Amin Parvaneh, Javen Shi, and Anton van den Hengel. 2020. [Counterfactual vision and language learning](#). In *CVPR*, pages 10044–10054.
- Aishwarya Agrawal, Dhruv Batra, Devi Parikh, and Aniruddha Kembhavi. 2018. [Don't just assume; look and answer: Overcoming priors for visual question answering](#). In *CVPR*, pages 4971–4980.
- Huda Alamri, Vincent Cartillier, Abhishek Das, Jue Wang, Anoop Cherian, Irfan Essa, Dhruv Batra, Tim K Marks, Chiori Hori, Peter Anderson, et al. 2019. [Audio visual scene-aware dialog](#). In *CVPR*, pages 7558–7567.
- Stanislaw Antol, Aishwarya Agrawal, Jiasen Lu, Margaret Mitchell, Dhruv Batra, C Lawrence Zitnick, and Devi Parikh. 2015. [VQA: Visual question answering](#). In *ICCV*, pages 2425–2433.
- Remi Cadene, Corentin Dancette, Hedi Ben-younes, Matthieu Cord, and Devi Parikh. 2019. [RUBi: Reducing unimodal biases for visual question answering](#). In *NeurIPS*, pages 841–852.
- Long Chen, Yuhang Zheng, and Jun Xiao. 2022. [Rethinking data augmentation for robust visual question answering](#). In *ECCV*, pages 95–112.
- Jae-Won Cho, Dong-Jin Kim, Hyeonggon Ryu, and In So Kweon. 2023. [Generative bias for robust visual question answering](#). In *CVPR*, pages 11681–11690.
- Corentin Dancette, Remi Cadene, Damien Teney, and Matthieu Cord. 2021. [Beyond question-based biases: Assessing multimodal shortcut learning in visual question answering](#). In *ICCV*, pages 1574–1583.
- Chenyong Fan, Xiaofan Zhang, Shu Zhang, Wensheng Wang, Chi Zhang, and Heng Huang. 2019. [Heterogeneous memory enhanced multimodal attention model for video question answering](#). In *CVPR*, pages 1999–2007.
- Haytham M Fayek and Justin Johnson. 2020. [Temporal reasoning via audio question answering](#). *TASLP*, 28:2283–2294.
- Itai Gat, Idan Schwartz, Alexander Schwing, and Tamir Hazan. 2020. [Removing bias in multi-modal classifiers: Regularization by maximizing functional entropies](#). In *NeurIPS*, pages 3197–3208.
- Jort F Gemmeke, Daniel PW Ellis, Dylan Freedman, Aren Jansen, Wade Lawrence, R Channing Moore, Manoj Plakal, and Marvin Ritter. 2017. [Audio set: An ontology and human-labeled dataset for audio events](#). In *ICASSP*, pages 776–780.
- Rohit Girdhar, Alaaeldin El-Nouby, Zhuang Liu, Manat Singh, Kalyan Vasudev Alwala, Armand Joulin, and Ishan Misra. 2023. [ImageBind: One embedding space to bind them all](#). In *CVPR*, pages 15180–15190.
- Yash Goyal, Tejas Khot, Aishwarya Agrawal, Douglas Summers-Stay, Dhruv Batra, and Devi Parikh. 2019. [Making the v in VQA matter: Elevating the role of image understanding in visual question answering](#). *IJCV*, 127:398–414.
- Frank E Harrell Jr, Kerry L Lee, and Daniel B Mark. 1996. [Multivariable prognostic models: Issues in developing models, evaluating assumptions and adequacy, and measuring and reducing errors](#). *Statistics in medicine*, 15(4):361–387.
- Kaiming He, Haoqi Fan, Yuxin Wu, Saining Xie, and Ross Girshick. 2020. [Momentum contrast for unsupervised visual representation learning](#). In *CVPR*, pages 9729–9738.

- Drew A Hudson and Christopher D Manning. 2019. [GQA: A new dataset for real-world visual reasoning and compositional question answering](#). In *CVPR*, pages 6700–6709.
- Chenchen Jing, Yuwei Wu, Xiaoxun Zhang, Yunde Jia, and Qi Wu. 2020. [Overcoming language priors in VQA via decomposed linguistic representations](#). In *AAAI*, pages 11181–11188.
- Corentin Kervadec, Grigory Antipov, Moez Baccouche, and Christian Wolf. 2021. [Roses are red, violets are blue... but should VQA expect them to?](#) In *CVPR*, pages 2776–2785.
- Miyoung Ko, Jinhyuk Lee, Hyunjae Kim, Gangwoo Kim, and Jaewoo Kang. 2020. [Look at the first sentence: Position bias in question answering](#). In *EMNLP*, pages 1109–1121.
- Gouthaman Kv and Anurag Mittal. 2020. [Reducing language biases in visual question answering with visually-grounded question encoder](#). In *ECCV*, pages 18–34.
- Mingrui Lao, Nan Pu, Yu Liu, Kai He, Erwin M Bakker, and Michael S Lew. 2023. [COCA: Collaborative causal regularization for audio-visual question answering](#). In *AAAI*, pages 12995–13003.
- Thao Minh Le, Vuong Le, Svetha Venkatesh, and Truyen Tran. 2020. [Hierarchical conditional relation networks for video question answering](#). In *CVPR*, pages 9972–9981.
- Guangyao Li, Yake Wei, Yapeng Tian, Chenliang Xu, Ji-Rong Wen, and Di Hu. 2022a. [Learning to answer questions in dynamic audio-visual scenarios](#). In *CVPR*, pages 19108–19118.
- Junnan Li, Ramprasaath R. Selvaraju, Akhilesh Gotmare, Shafiq R. Joty, Caiming Xiong, and Steven Chu-Hong Hoi. 2021a. [Align before fuse: Vision and language representation learning with momentum distillation](#). In *NeurIPS*, pages 9694–9705.
- Linjie Li, Jie Lei, Zhe Gan, and Jingjing Liu. 2021b. [Adversarial VQA: A new benchmark for evaluating the robustness of VQA models](#). In *ICCV*, pages 2042–2051.
- Liunian Harold Li, Mark Yatskar, Da Yin, Cho-Jui Hsieh, and Kai-Wei Chang. 2019a. [VisualBert: A simple and performant baseline for vision and language](#). *arXiv preprint arXiv:1908.03557*.
- Xiangpeng Li, Jingkuan Song, Lianli Gao, Xianglong Liu, Wenbing Huang, Xiangnan He, and Chuang Gan. 2019b. [Beyond RNNs: Positional self-attention with co-attention for video question answering](#). In *AAAI*, pages 8658–8665.
- Yongqi Li, Wenjie Li, and Liqiang Nie. 2022b. [Mm-coqa: Conversational question answering over text, tables, and images](#). In *ACL*, pages 4220–4231.
- Yu Li, Bojie Hu, Fengshuo Zhang, Yahan Yu, Jian Liu, Yufeng Chen, and Jinan Xu. 2023. [A multi-modal debiasing model with dynamical constraint for robust visual question answering](#). In *Findings of ACL*, pages 5032–5045.
- Zujie Liang, Weitao Jiang, Haifeng Hu, and Jiaying Zhu. 2020. [Learning to contrast the counterfactual samples for robust visual question answering](#). In *EMNLP*, pages 3285–3292.
- Yan-Bo Lin, Yi-Lin Sung, Jie Lei, Mohit Bansal, and Gedas Bertasius. 2023. [Vision transformers are parameter-efficient audio-visual learners](#). In *CVPR*, pages 2299–2309.
- Jiasen Lu, Dhruv Batra, Devi Parikh, and Stefan Lee. 2019. [ViLBERT: Pretraining task-agnostic visual-linguistic representations for vision-and-language tasks](#). In *NeurIPS*, pages 13–23.
- Jiasen Lu, Jianwei Yang, Dhruv Batra, and Devi Parikh. 2016. [Hierarchical question-image co-attention for visual question answering](#). In *NeurIPS*, pages 289–297.
- Jie Ma, Pinghui Wang, Dechen Kong, Zewei Wang, Jun Liu, Hongbin Pei, and Junzhou Zhao. 2023. [Robust visual question answering: Datasets, methods, and future challenges](#). *arXiv preprint arXiv:2307.11471*.
- John Miller, Karl Krauth, Benjamin Recht, and Ludwig Schmidt. 2020. [The effect of natural distribution shift on question answering models](#). In *ICML*, pages 6905–6916.
- Yulei Niu and Hanwang Zhang. 2021. [Introspective distillation for robust question answering](#). In *NeurIPS*, pages 16292–16304.
- Pranav Rajpurkar, Jian Zhang, Konstantin Lopyrev, and Percy Liang. 2016. [Squad: 100,000+ questions for machine comprehension of text](#). In *EMNLP*, pages 2383–2392.
- Abhilasha Ravichander, Joe Stacey, and Marek Rei. 2023. [When and why does bias mitigation work?](#) In *Findings of EMNLP*, pages 9233–9247.
- Idan Schwartz, Alexander G Schwing, and Tamir Hazan. 2019. [A simple baseline for audio-visual scene-aware dialog](#). In *CVPR*, pages 12548–12558.
- Sasha Sheng, Amanpreet Singh, Vedanuj Goswami, Jose Magana, Tristan Thrush, Wojciech Galuba, Devi Parikh, and Douwe Kiela. 2021. [Human-adversarial visual question answering](#). In *NeurIPS*, pages 20346–20359.
- Robik Shrestha, Kushal Kafle, and Christopher Kanan. 2020. [A negative case analysis of visual grounding methods for VQA](#). In *ACL*, pages 8172–8181.
- Qingyi Si, Zheng Lin, Ming yu Zheng, Peng Fu, and Weiping Wang. 2021. [Check it again: Progressive visual question answering via visual entailment](#). In *ACL*, pages 4101–4110.

- Qingyi Si, Yuanxin Liu, Fandong Meng, Zheng Lin, Peng Fu, Yanan Cao, Weiping Wang, and Jie Zhou. 2022. Towards robust visual question answering: Making the most of biased samples via contrastive learning. In *Findings of EMNLP*, pages 6650–6662.
- Hao Tan and Mohit Bansal. 2019. LXMERT: Learning cross-modality encoder representations from transformers. In *EMNLP-IJCNLP*, pages 5100–5111.
- Damien Teney, Ehsan Abbasnejad, and Anton van den Hengel. 2021. Unshuffling data for improved generalization in visual question answering. In *ICCV*, pages 1417–1427.
- Zhiquan Wen, Guanghui Xu, Mingkui Tan, Qingyao Wu, and Qi Wu. 2021. Debaised visual question answering from feature and sample perspectives. In *NeurIPS*, pages 3784–3796.
- Jialin Wu and Raymond J Mooney. 2019. Self-critical reasoning for robust visual question answering. In *NeurIPS*, pages 8604–8614.
- Antoine Yang, Antoine Miech, Josef Sivic, Ivan Laptev, and Cordelia Schmid. 2022a. Zero-shot video question answering via frozen bidirectional language models. In *NeurIPS*, pages 124–141.
- Pinci Yang, Xin Wang, Xuguang Duan, Hong Chen, Runze Hou, Cong Jin, and Wenwu Zhu. 2022b. AVQA: A dataset for audio-visual question answering on videos. In *ACM MM*, pages 3480–3491.
- Zhou Yu, Jun Yu, Yuhao Cui, Dacheng Tao, and Qi Tian. 2019. Deep modular co-attention networks for visual question answering. In *CVPR*, pages 6281–6290.
- Heeseung Yun, Youngjae Yu, Wonsuk Yang, Kangil Lee, and Gunhee Kim. 2021. Pano-AVQA: Grounded audio-visual question answering on 360° videos. In *CVPR*, pages 2031–2041.
- Hang Zhang, Xin Li, and Lidong Bing. 2023. Video-LLaMA: An instruction-tuned audio-visual language model for video understanding. In *EMNLP (Demos)*, pages 543–553.
- Peng Zhou, Wei Shi, Jun Tian, Zhenyu Qi, Bingchen Li, Hongwei Hao, and Bo Xu. 2016. Attention-based bidirectional long short-term memory networks for relation classification. In *ACL*, pages 207–212.
- Xi Zhu, Zhendong Mao, Chunxiao Liu, Peng Zhang, Bin Wang, and Yongdong Zhang. 2021. Overcoming language priors with self-supervised learning for visual question answering. In *IJCAI*, pages 1083–1089.

## A Model Training and Testing

The details of model training are shown in Algorithm 1, where  $L$  denotes the number of training samples, and  $n_b$  is the batch size. In the test stage, the bias learner is removed.

---

### Algorithm 1: Model Training

---

**Input:**  $\mathcal{D} = \{(A_i, V_i, Q_i, y_i)\}_{i=1}^L$ .  
**Output:** Robust AVQA model.

- 1 Initialize model parameters  $\theta$ ;
- 2 Initialize Adam optimizer;
- 3 Set learning rate  $\eta$ ;
- 4 Set the number of training epochs  $M$ ;
- 5 **for**  $epoch \leftarrow 1$  to  $M$  **do**
- 6     **for** each batch in  $\mathcal{D}$  **do**
- 7         **Learn uni-modal and multi-modal representations:**  
 $\mathbf{A}^e \leftarrow \text{VGGish}(A)$ ,  
 $\mathbf{V}^e \leftarrow \text{ResNet18}(V)$ ,  
 $\mathbf{A}^c \leftarrow \text{VisualBert}(\mathbf{A}^e)$ ,  
 $\mathbf{V}^c \leftarrow \text{VisualBert}(\mathbf{V}^e)$ ,  
 $\mathbf{Q}^c \leftarrow \text{VisualBert}(Q)$ ,  
 $\mathbf{M}^c \leftarrow \text{VisualBert}([\mathbf{A}^c | \mathbf{V}^c], \mathbf{Q}^c)$ ;
- 8         **Capture uni-modal biases:**  
 $\hat{\mathbf{y}}^a \leftarrow \text{BiasLearner}_a(\mathbf{A}^c)$ ,  
 $\hat{\mathbf{y}}^v \leftarrow \text{BiasLearner}_v(\mathbf{V}^c)$ ,  
 $\hat{\mathbf{y}}^q \leftarrow \text{BiasLearner}_q(\mathbf{Q}^c)$ ;
- 9         **Obtain answer predictions:**  
 $\hat{\mathbf{y}}^m \leftarrow \text{Classifier}(\mathbf{M}^c)$ ;
- 10         **Compute the QA loss:**  
 $\mathcal{L}_a \leftarrow -\frac{1}{n_b} \sum \mathbf{y} \log \hat{\mathbf{y}}^m$ ;
- 11         **Mitigate biases by MCCD:**  
 $\mathcal{L}_d, \mathcal{L}_c \leftarrow \text{MCCD}(\hat{\mathbf{y}}^a, \hat{\mathbf{y}}^v, \hat{\mathbf{y}}^q, \hat{\mathbf{y}}^m)$ ;
- 12         **Compute the joint loss:**  
 $\mathcal{L} \leftarrow \mathcal{L}_a + \mathcal{L}_d + \mathcal{L}_c$ ;
- 13         **Backward pass:**  
 $\nabla \theta \leftarrow \nabla_{\hat{\mathbf{y}}^a, \hat{\mathbf{y}}^v, \hat{\mathbf{y}}^q, \hat{\mathbf{y}}^m} \mathcal{L}$ ;
- 14         **Update model parameters:**  
 $\theta \leftarrow \text{Optimize}(\theta, \nabla \theta, \eta)$ ;
- 15 **return** AVQA model.

---

## B Dataset Analysis

We visualize the answer distribution of specific types of questions. Fig. 6, 7, and 8 show the visualization of the AVQA, audio QA and visual QA tasks, respectively. We can see that all of the answer distributions are long-tail. This further demonstrates the necessity of head and tail sample splitting. Specifically, for the “Location” type in the AVQA task, we can see that the number of “congas” is far less than that of “yes”. It is noteworthy that, for question types featuring only two possible answers, we classify questions with lower frequencies as tail samples and those with higher frequencies

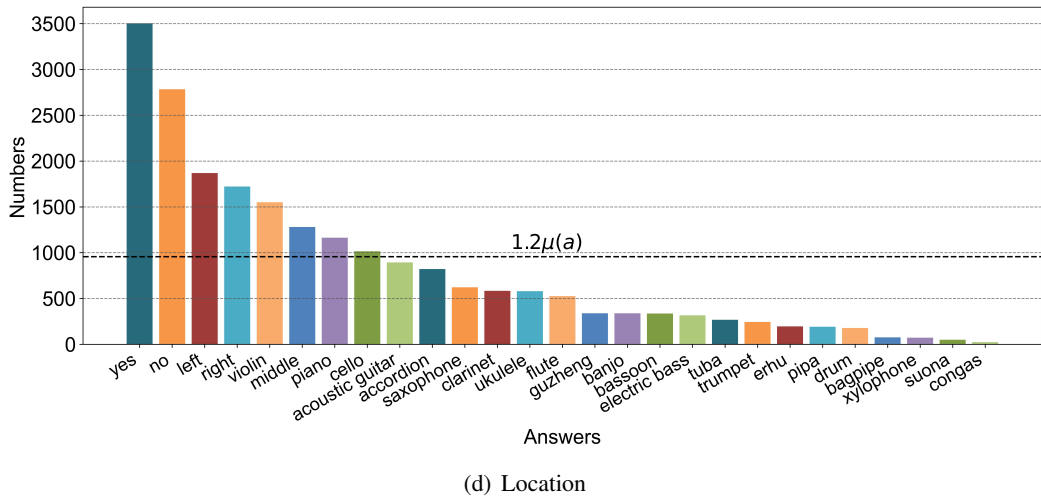
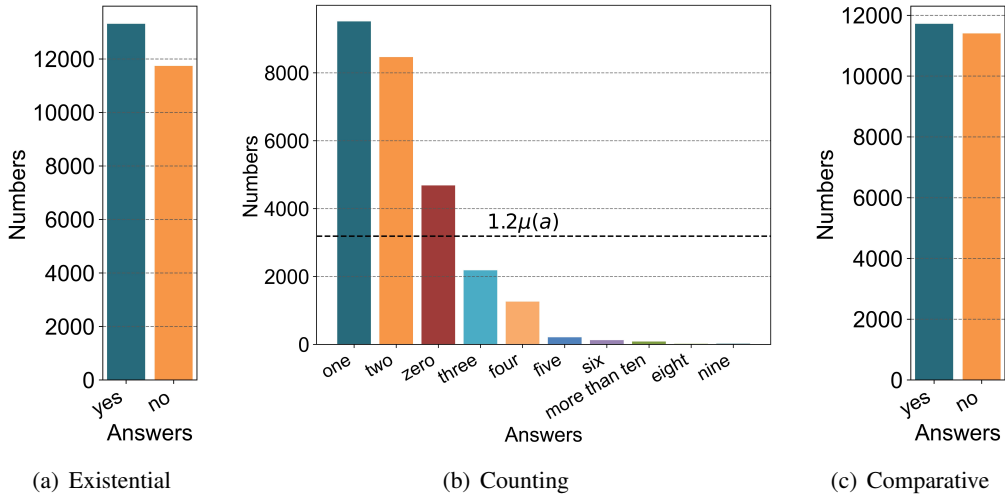


Figure 6: Answer distributions of specific types of questions in the AVQA task.  $\mu(a)$  is the average number of answers in a group.

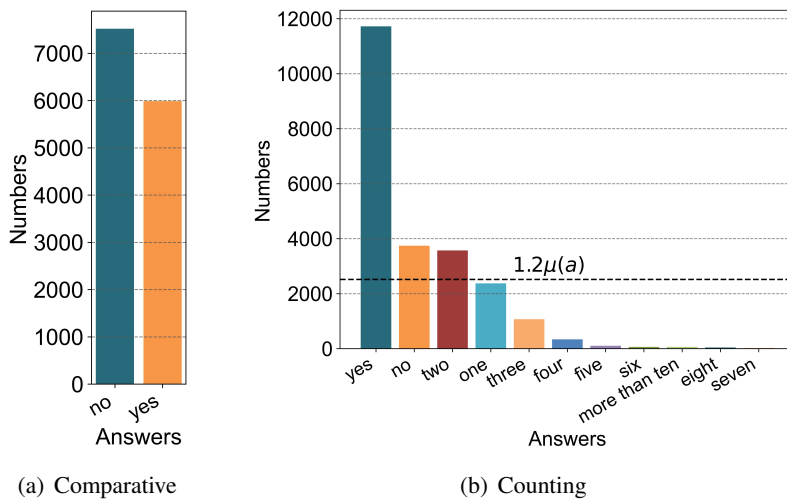


Figure 7: Answer distributions of specific types of questions in the audio QA task.  $\mu(a)$  is the average number of answers in a group.

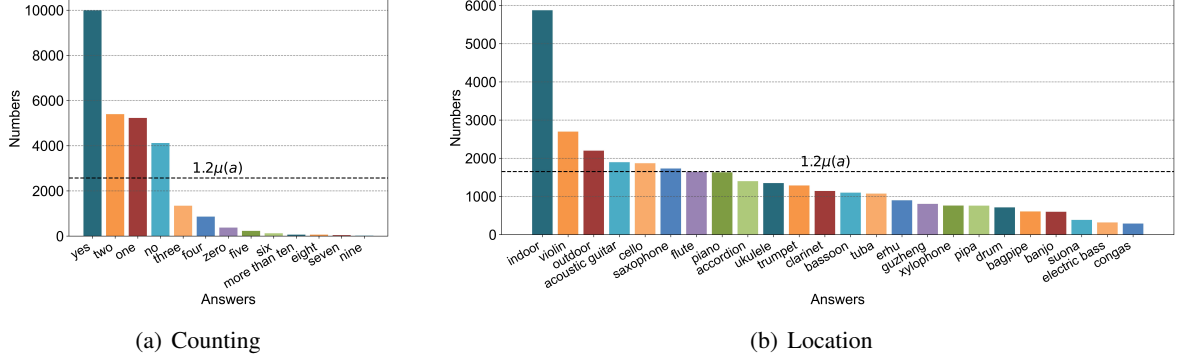


Figure 8: Answer distributions of specific types of questions in the visual QA task.  $\mu(a)$  is the average number of answers in a group.

as head samples. For instance, for the “Existential” questions in the AVQA task, we consider the questions with the answer “no” as tail samples.

## C Proof

Given a probability density function  $f(x)$  that conforms to a uniform distribution with size  $N$ , its entropy  $H(X)$  can be calculated as follows:

$$H(X) = - \sum_{i=1}^N p(x_i) \cdot \log_2 p(x_i), \quad (4)$$

$$p(x_i) = f(x_i), \quad (5)$$

where  $p(x_i)$  is the probability of  $X = x_i$ .

In a uniform distribution, each probability  $p(x_i)$  is the same, *i.e.*,  $p(x_i) = f(x_i) = \frac{1}{N}$ , so

$$H(X) = - \sum_{i=1}^N \frac{1}{N} \cdot \log_2 \left( \frac{1}{N} \right), \quad (6)$$

Then, bring the  $\frac{1}{N}$  term outside the summation:

$$H(X) = - \frac{1}{N} \sum_{i=1}^N \log_2 \left( \frac{1}{N} \right), \quad (7)$$

Thirdly, move the negative sign inside the logarithm:

$$H(X) = \frac{1}{N} \sum_{i=1}^N \log_2(N), \quad (8)$$

Finally, combine  $\frac{1}{N}$  with the summation:

$$H(X) = \log_2(N). \quad (9)$$

## D Experiments

### D.1 Discussion on Data Annotation

The data annotation is performed by three junior students who are majoring in computer science. They utilize the rephrasing tool such as ChatGPT to rewrite questions from MUSIC-AVQA and subsequently engage in the assessment of the questions’ effectiveness.

### D.2 Dataset Comparison

The test split comparison between MUSIC-AVQA and MUSIC-AVQA-R is shown in Table 4. We can see that our proposed dataset exhibits a larger test sample space. This can provide a more precise evaluation for the model robustness.

### D.3 Implementation Details

The number of trainable parameters of our model is 117M. In the default settings, our model training takes about 20 hours. We initialize the seed for both Numpy and Torch to 42. The other details can be found in our uploaded code.

### D.4 Baselines

The audio QA baselines are as follows.

- **FCNLSTM**<sup>1</sup> employs a fully convolutional network and LSTM to initially learn the representations of audio and questions separately. Subsequently, it projects the concatenated features of both into the answer space.
- **CONVLSTM** is a variant of FCNLSTM, incorporating five convolutional blocks identical to VGGNet for acquiring a variable-sized representation of audio.

<sup>1</sup><https://github.com/facebookresearch/daqa>

Dataset	Audio QA		Visual QA		AVQA				
	CNT	COMP	CNT	LOC	EXIST	LOC	CNT	COMP	TEMP
MUSIC-AVQA	1,017	594	1,197	1,225	988	920	1,265	1,101	822
MUSIC-AVQA-R	23,107	13,506	27,867	3,3049	25,049	21,546	26,565	23,121	17,762

Table 4: Test split comparison between MUSIC-AVQA and MUSIC-AVQA-R. EXIST, LOC, CNT, COMP, and TEMP, which are question types, denote “Existential”, “Location”, “Counting”, “Comparative”, and “Temporal”, respectively.

The visual QA baselines are as follows.

- **GRU** (dubbed “deeper LSTM + Norm I” in the published paper) is a simple baseline that first uses VGGNet and LSTM to encode the images and questions and then maps the concatenated features of them into the answer space.
- **BiLSTM Attn** is an attention-based bi-directional LSTM network, which was often used in previous relation classification.
- **HCAtn<sup>2</sup>** is a hierarchical co-attention method that employs question- and image-guided attention to reason on images and questions, respectively.
- **MCAN<sup>3</sup>** is a deep modular co-attention network comprised of cascaded modular co-attention layers, where attention is implemented through multi-head attention in Transformers.

The video QA baselines are as follows.

- **HME<sup>4</sup>** is a heterogeneous memory-enhanced multimodal attention model that can effectively learn global context information from appearance and motion features.
- **PSAC<sup>5</sup>** employs positional self-attention block to model the dependency between question words and video frames, respectively. It utilizes a co-attention mechanism to perform multi-modal interaction.
- **HCRN<sup>6</sup>** is a hierarchical conditional relation network that embeds video input at various granularities, encompassing frames, short clips, and entire video levels.

<sup>2</sup><https://github.com/jiasenlu/HieCoAttenVQA>

<sup>3</sup><https://github.com/MILVLG/mcan-vqa>

<sup>4</sup><https://github.com/fanchenyou/HME-VideoQA>

<sup>5</sup><https://github.com/lixiangpengcs/PSAC>

<sup>6</sup><https://github.com/thaolmk54/hcrn-videoqa>

The AVQA baselines are as follows.

- **AVSD<sup>7</sup>** is a simple but effective audio-visual dialog method. It initially encodes the input modalities separately and subsequently feeds their fused features into a LSTM to generate answers.
- **LAViT<sup>8</sup>** is a spatial AVQA framework that utilizes three distinct Transformer blocks to perform interaction between input modalities.
- **STG<sup>9</sup>** associates particular visual locations with audio to conduct spatial grounding. Based on this, audio and visual features of key timestamps are further emphasized through question queries for temporal grounding.

## D.5 Reevaluation on MUSIC-AVQA-R

Table 5 illustrates the overall accuracy for specific types of questions. Notably, our architecture surpasses all baselines across every question type. Importantly, our architecture achieves the highest performance in all three tasks, underscoring the idea that the additional modality serves as a valuable complement. For instance, the audio modality may enhance AVQA models in the video QA task.

## D.6 Case Study

We visualize attention weight on extra uniformly sampled audio and video frames to qualitatively analyze the debiasing capability. In Fig. 9, the visualization is presented for a more extensive range of head and tail samples. We can see that our method can focus on the key audio and video frames for QA simultaneously in both in- and out-of-distribution settings. For instance, in the upper head and tail case, our method demonstrates high attention to various instruments, leading to accurate answers for “counting” questions. This serves as additional evidence supporting the debiasing effectiveness of our

<sup>7</sup><https://github.com/idansc/simple-avsd>

<sup>8</sup><https://github.com/hs-yn/PanoAVQA>

<sup>9</sup><https://github.com/GeWu-Lab/MUSIC-AVQA>

Type	Method	Audio QA			Visual QA			AVQA						All Avg.
		CNT	COMP	Avg.	CNT	LOC	Avg.	EXIST	LOC	CNT	COMP	TEMP	Avg.	
Audio QA	FCNLSTM	60.98	58.74	60.15	55.41	52.93	54.07	71.21	48.67	44.76	57.21	34.34	52.21	54.12
	CONVLSTM	65.09	61.04	63.60	56.17	51.63	53.71	71.48	48.36	43.18	57.71	43.08	53.31	55.20
Visual QA	BiLSTM Attn	68.85	46.36	60.56	57.08	47.87	52.08	56.41	36.79	43.23	50.68	23.49	43.34	48.84
	HCAttm	58.13	53.79	56.53	51.21	59.98	55.97	64.02	38.08	44.32	54.38	36.16	48.24	51.90
	GRU	63.69	58.88	61.92	58.46	57.67	58.03	70.89	41.91	47.12	57.29	35.16	51.56	55.21
	MCAN	72.40	54.99	65.98	60.33	64.33	62.50	58.78	49.04	51.99	51.47	44.71	51.69	57.27
Video QA	HCRN	55.38	41.28	50.18	39.89	45.33	42.84	53.07	38.00	42.80	35.03	42.32	37.94	43.92
	PSAC	53.66	53.29	53.52	46.95	66.73	57.68	52.89	43.94	44.70	48.38	35.09	45.61	50.45
	HME	61.07	56.44	59.36	47.08	65.81	57.24	66.09	36.11	48.31	56.84	37.23	49.91	53.66
AVQA	LAViT	49.07	48.19	48.74	43.71	66.33	55.98	38.16	47.63	42.29	43.09	41.16	42.38	47.40
	AVSD	52.91	54.92	53.66	54.70	68.01	61.92	64.26	34.39	33.88	58.89	40.37	46.79	52.33
	STG	53.77	60.20	56.14	54.59	59.07	57.02	75.18	36.33	35.41	57.81	39.35	49.47	52.80
	<b>Ours</b>	<b>81.30</b>	<b>63.57</b>	<b>74.76</b>	<b>72.09</b>	<b>73.32</b>	<b>72.76</b>	<b>75.36</b>	<b>57.37</b>	<b>60.32</b>	<b>59.74</b>	<b>49.97</b>	<b>61.34</b>	<b>66.95</b>

Table 5: Experimental results on the MUSIC-AVQA-R test split. The numerical values represent the overall accuracy for specific types of questions. EXIST, LOC, CNT, COMP, and TEMP are question types, representing “Existential”, “Location”, “Counting”, “Comparative”, and “Temporal”, respectively.




Figure 9: Attention weight visualization on the uniformly sampled audio and video frames.

proposed MCCD strategy, highlighting its substantial contribution to improving model robustness.