

From Image to Video, what do we need in multimodal LLMs?

Suyuan Huang
Beihang University
Beijing, China
huangsuyuan@buaa.edu.cn

Haoxin Zhang
Xiaohongshu
Beijing, China
haoli9@xiaohongshu.com

Yan Gao
Xiaohongshu
Beijing, China
yadun@xiaohongshu.com

Yao Hu
Xiaohongshu
Beijing, China
xiahou@xiaohongshu.com

Zengchang Qin[†]
Beihang University
Beijing, China
zcqin@buaa.edu.cn

ABSTRACT

Multimodal Large Language Models (MLLMs) have demonstrated profound capabilities in understanding multimodal information, covering from Image LLMs to the more complex Video LLMs. Numerous studies have illustrated their exceptional cross-modal comprehension. Recently, integrating video foundation models with large language models to build a comprehensive video understanding system has been proposed to overcome the limitations of specific pre-defined vision tasks. However, the current advancements in Video LLMs tend to overlook the foundational contributions of Image LLMs, often opting for more complicated structures and a wide variety of multimodal data for pre-training. This approach significantly increases the costs associated with these methods. In response to these challenges, this work introduces an efficient method that strategically leverages the priors of Image LLMs, facilitating a resource-efficient transition from Image to Video LLMs. We propose RED-VILLM, a Resource-Efficient Development pipeline for Video LLMs from Image LLMs, which utilizes a temporal adaptation plug-and-play structure within the image fusion module of Image LLMs. This adaptation extends their understanding capabilities to include temporal information, enabling the development of Video LLMs that not only surpass baseline performances but also do so with minimal instructional data and training resources. Our approach highlights the potential for a more cost-effective and scalable advancement in multimodal models, effectively building upon the foundational work of Image LLMs.

CCS CONCEPTS

• **Computing methodologies** → **Computer vision.**

KEYWORDS

Video Large Language Model, Cross-modal Comprehension, Resource-Efficient Development

ACM Reference Format:

Suyuan Huang, Haoxin Zhang, Yan Gao, Yao Hu, and Zengchang Qin[†]. 2018. From Image to Video, what do we need in multimodal LLMs?. In *Proceedings of Make sure to enter the correct conference title from your rights confirmation email (MM'24) Proceedings of the 32nd ACM International Conference on Multimedia (MM'24)*, October 28–November 1, 2024, Melbourne, Australia. ACM, New York, NY, USA, 10 pages. <https://doi.org/XXXXXXXX.XXXXXXX>

1

1 INTRODUCTION

In recent years, with the rapid development of Large Language Models (LLMs)[2, 5, 6, 22, 28, 29], many studies explored whether the exceptional generative and generalization capabilities of these large models could be transferred from text-only contexts to multimodal ones, leading to the development of Multimodal LLMs[1, 14, 19, 23, 34, 37, 41] capable of understanding multimodal information. Among these, Image LLMs are a prime example of Multimodal LLMs that can simultaneously process inputs from both image and text modalities.

A typical Image LLM structure comprises three main components: an image encoder, an alignment module, and an LLM[35]. These models rely on pretrained LLMs, with a significant focus on aligning visual information with the textual semantic space of the LLMs. The alignment module, a crucial component, aligns visual tokens extracted by the image encoder with text tokens from the LLM. Different Image LLMs may employ various structures for their alignment modules. For instance, Blip-2[14] uses a Q-Former structure, while LLaVA[19] employs a Projection Layer as its alignment module.

The common challenge for Image LLMs is the significant modal gap between visual and textual information, which often requires extensive image-text paired data for pretraining to bridge these two modalities. Through substantial pretraining and modal alignment efforts, we can achieve well-performing Image LLMs with robust image understanding capabilities.

Similar to Image LLMs, Video Large Language Models (Video LLMs)[10, 18, 20, 21, 26] also apply LLMs' exceptional understanding abilities to videos. Given that videos and images both belong to visual modalities, the modal gap between them is smaller compared to the gap between images and texts. Intuitively, a video is an expansion of a series of images over time. Existing work on Image LLMs has already achieved well-aligned integration of images and

[†]Corresponding author's email: zcqin@buaa.edu.cn.

texts, providing a solid foundation for aligning modalities in Video LLMs. Early work in Video LLMs, such as Video-ChatGPT[21], built on the robust Image LLM LLaVA[19], has shown groundbreaking results.

However, despite recent advancements in the Video LLM field, there appears to be limited consideration of the foundational work done with Image LLMs. Recent works[13, 16, 17] primarily use extensive multimodal training data, such as text, image-text pairs, and Video QA data, to conduct end-to-end training of video and textual modalities directly from scratch. Considering the smaller modal disparity between videos and images than between images and texts, this approach might not fully leverage the foundational work of Image LLMs, potentially impacting efficiency and resource utilization.

A key question naturally arises: is there a way to fully utilize the modal alignment work completed by Image LLMs to quickly and efficiently develop Video LLMs? Building on previous work, we posit that this task can be divided into two key aspects: how to represent videos and how to extend Image LLMs' understanding of temporal information.

To address these key issues, we propose RED-VILLM, a Resource-Efficient Development pipeline for Video LLMs from Image LLMs, utilizing the foundational work of Image LLMs with minimal training data and parameters for a quick start. Specifically, videos can be viewed as a temporal series of dense images. We derive corresponding spatial and temporal features through spatial and temporal pooling methods as video representation.

Furthermore, to enhance the temporal understanding capabilities of Image LLMs, we have designed a plug-and-play temporal enhancement module based on the alignment module of Image LLMs, enabling the integration and understanding of video temporal information and contextual relationships. Our experiments demonstrate that this plug-and-play temporal enhancement module significantly improves the model's temporal understanding capabilities.

We also explored various methods of transitioning from Image LLMs to Video LLMs, finding the most efficient pipeline that allows any Image LLM to quickly evolve into a Video LLM using minimal instructional training data and parameters, achieving performance that surpasses the baseline. We have successfully implemented this transition from Image LLMs to Video LLMs with LLaVA and QWen-VL models. By relying on a small amount of Chinese instructional data, we have developed the first Video LLM capable of understanding videos in the Chinese community.

We summarize our primary contributions as follows:

- We propose a general pipeline for transitioning from Image Large Language Models (Image LLMs) to Video Large Language Models (Video LLMs) that allows for a rapid and efficient development of high-performing Video LLMs with minimal instruction training data.
- We introduce a plug-and-play temporal enhancement module that endows Image LLMs with the capability to understand temporal information and contextual relationships in videos.
- We present the first Video LLM designed for understanding videos within the Chinese-speaking community. Compared

to existing approaches, our model achieves state-of-the-art performance.

2 RELATED WORK

In this section, we will first review Large Language Models (LLMs). Then, we will explore the development of Multimodal LLMs based on LLMs, which can be divided into two types: Image LLMs and Video LLMs.

2.1 Large Language Models

Large Language Models (LLMs)[24, 25] have significantly advanced the field of Natural Language Processing (NLP). The success of GPT[4] illustrated that using generative pre-trained transformers[30] for autoregressive prediction is an effective paradigm. Following this, a multitude of studies, including PaLM[6], OPT[40], BLOOM[31], and LLaMA[28], have further propelled progress in this domain. These efforts have achieved impressive generative and generalization capabilities through the expansion of training datasets and the increase in the number of training parameters.

Many studies have utilized this technique to enhance the performance of LLMs, such as InstructBLIP[7] and ChatGPT. This approach has been widely adopted in open-source models like Alpaca[27] and Vicuna[5], which are both developed based on the LLaMA framework, and QWen[2], which is trained on a large scale of Chinese instructions.

2.2 Multi-modal Large Language Models

Traditionally, Large Language Models (LLMs) have been limited to working with text. There is an increasing amount of research focused on extending the remarkable capabilities of LLMs to other modalities. This has led to the Multimodal Large Language Models. These works are categorized into two types: Image LLMs and Video LLMs.

Image LLMs

To enable LLMs to understand image information, the most crucial task is aligning visual and textual information. Pioneering works such as Flamingo[1] and Palm-e[9] have taken the lead in aligning image visual information with LLM textual semantic spaces, showing outstanding performance in a series of downstream tasks. BLIP-2[14] introduced the Q-Former structure, using a learnable query as a bridge to extract the visual information most relevant to text. InstructBLIP[7] and MiniGPT-4[41] construct high-quality instruction pairs based on BLIP-2 and achieve superior results. LLaVA[19], building on LLaMA, employs a simple projection layer with few learnable parameters to achieve modal alignment. QWen-VL[3] draws inspiration from the Q-Former structure of BLIP-2 as a Fusion layer, aligning the Image Features outputted by the Visual Encoder with the semantic space of LLMs.

These Image LLM works are based on a large amount of data and pre-training alignment work, achieving varying degrees of alignment between image features and the semantic space of the corresponding LLM.

Video LLMs

Video and image both belong to the visual modality. However, video, serving as a temporal extension of images, not only increases the density of information but also introduces temporal information,

thereby adding complexity to its understanding. Following the success of Image LLMs, attempts began on the more challenging Video LLMs. Early Video LLM efforts, such as VideoChat, Video LLaMA, Video-ChatGPT[21] and Movie-Chat[26], mostly applied a two-stage training process. In the first stage, large-scale datasets align video features with the feature space of LLMs. In the second stage, a limited amount of GPT-annotated or human-annotated datasets are used for instruction tuning.

Recent successful efforts, such as LLaMA-VID[17], Chat-Univi[13], and VideoChat2[16], through extensive use of diverse multi-modal data, including text, image, and video, and multi-stage alignment training, have achieved improved video understanding based on LLMs.

However, these efforts overlooked the precedents set by Image LLM work, treating Video LLM as an independent project. In reality, Image LLMs have already aligned visual and textual information, merely lacking the capability to understand temporal information. Our training pipeline can maximize the use of modal information alignment precedents set by Image LLMs. By building on the work of Image LLMs and enhancing their capability to understand temporal information with minimal training data and straightforward training methods, we can achieve a quick start in transitioning from Image LLMs to Video LLMs while maintaining competitive performance.

3 METHODOLOGY

In this section, we introduce RED-VILLM, an efficient pipeline for quickly developing Video LLMs from Image LLMs, which requires only a small amount of instruction training data and few training parameters. We first provide an overview of the training pipeline, then explain in detail each stage, including the extraction of video features, the plug-and-play temporal module, and the final training strategy

3.1 Overview

Our RED-VILLM method is illustrated in 1. The Image Language Model (LLM) aligns image and text modalities through the alignment Module, subsequently inputting the aligned image tokens and text tokens into the LLM decoder. Our approach is based on the Image LLM, aiming to fully leverage the well-trained prior capabilities of Image LLM to enable LLMs to understand videos, building on Image LLM. Given that the essence of video is a sequence of frames over time, developing a Video LLM based on Image LLM poses two main challenges:

- (1) Representing video information in a coherent way on top of Image LLM, as videos are continuous streams of information.
- (2) Equipping Image LLM with the capability to comprehend temporal information.

Our RED-VILLM pipeline addresses these issues. Specifically, video frames are first processed by an Image Encoder to extract feature tokens for each frame. We then apply temporal and spatial pooling across frames to obtain spatial and temporal features of the video frames. To align video spatial features, we use the alignment module of the Image LLM. Considering the lack of temporal understanding in Image LLM, we introduce a plug-and-play temporal module to align video temporal features, minimizing the loss of

temporal information during the alignment process. We obtain a spatiotemporal representation of the video aligned with the LLM’s textual semantic space by concatenating spatial and temporal features. The aligned video tokens and text tokens are then input into the LLM, enabling it to understand videos.

3.2 Video Feature Extraction

For video feature extraction, we utilize the pre-trained image feature encoder of the base Image LLM. This mainly is because that videos can be seen as a sequence of dense images, meaning video information naturally can be represented by image information, and the visual encoder of an Image LLM is precisely a well-trained image feature extractor. However, Image LLM visual encoder can only extract the image features independently, without the temporal information between these video frames. We modify these image features by spatial pooling and temporal pooling to capture spatiotemporal representations in videos.

Given a raw video, the visual input $V_i \in \mathbb{R}^{T \times H \times W \times 3}$ is a sequence of T frames of size $H \times W$ sampled from the video. Image encoder extracts these T frames independently as a batch of images and produces frame-level embeddings $X_i \in \mathbb{R}^{T \times N \times D}$, where N is the patch numbers of the image encoder and D is the embedding dimension.

To create a comprehensive video representation, we first apply temporal pooling to the frame-level embeddings by average-pooling the embeddings along the temporal dimension, which results in a video-level temporal representation $t_i \in \mathbb{R}^{N \times D}$. Temporal pooling effectively learns from the video’s duration by combining information from various frames. Then, we apply spatial pooling to the frame-level embeddings by average-pooling across the space dimension, leading to a video-level spatial representation $z_i \in \mathbb{R}^{T \times D}$. Spatial pooling captures the arrangement and interaction of objects within frames. The process is shown in Figure 2

In this way, without additional training, we obtained the video-level spatio-temporal representation based on simple spatial and temporal pooling. This approach allows us to understand videos not just by what is present in individual frames but also by how these elements change over time and interact spatially.

3.3 Temporal Module

The extracted video features need to be projected into the language decoder’s embedding space before input to the LLM. For video features that need to be projected, we need a module to transform them into corresponding language embedding tokens. The pre-trained alignment module of Image LLMs is already capable of aligning image features, effectively understanding the inherent spatial information within images. Given that a video is a sequence of images over time, the pre-trained alignment module of Image LLMs can comprehend the spatial relationships between these frames but fails to grasp their temporal information.

To model the temporal relationships between video frames on top of the Image LLM’s alignment module, we propose a Temporal module that can be seamlessly integrated into the Image LLM structure.

Specifically, we decouple the already extracted spatial features z_i and temporal features t_i . We retain the Image LLM alignment

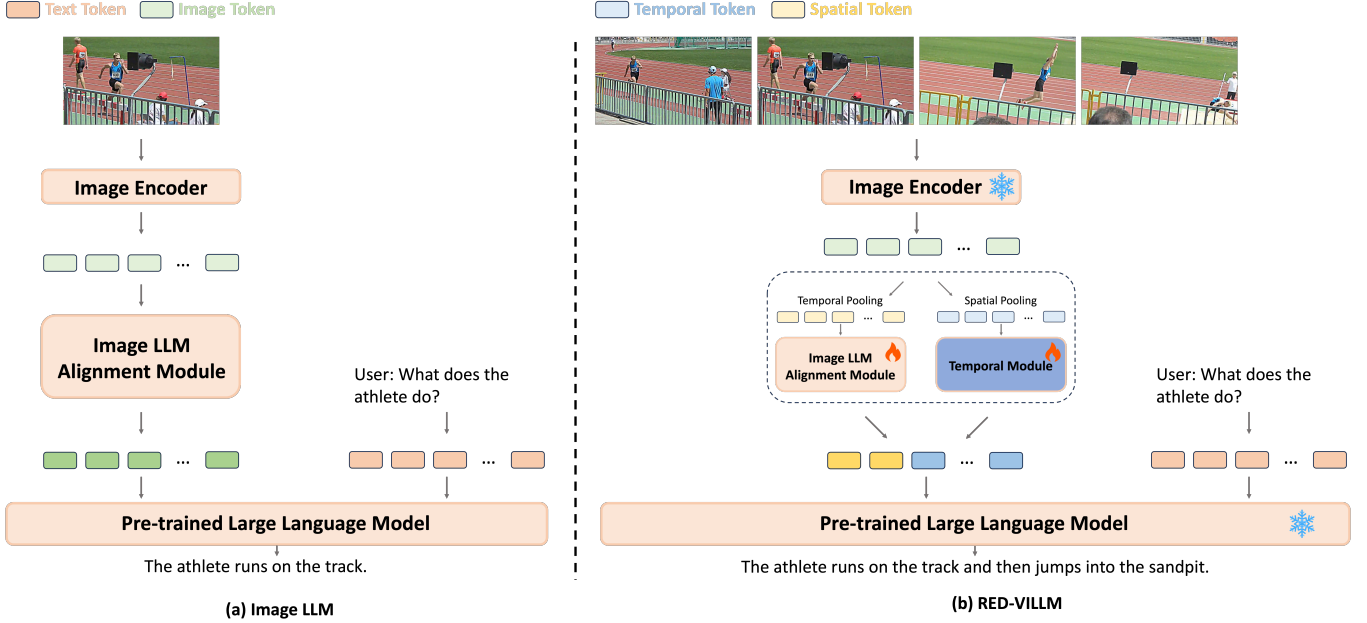


Figure 1: Overview of RED-VILLM. (a) The Image LLM Pipeline first aligns the image features extracted by the visual encoder. Then, the aligned image tokens and text tokens are combined as input for the LLM (b) Our RED-VILLM preserves the main architecture of the Image LLM, adding only a plug-and-play temporal module to boost its temporal sequence understanding. Initially, the Image LLM’s visual encoder converts input frames into features, which are then pooled temporally and spatially to derive respective features. These are aligned through the Image LLM’s alignment module and the temporal module, and concatenated for a comprehensive video representation. Lastly, the LLM processes the combined video representation tokens and user instructions to generate responses.

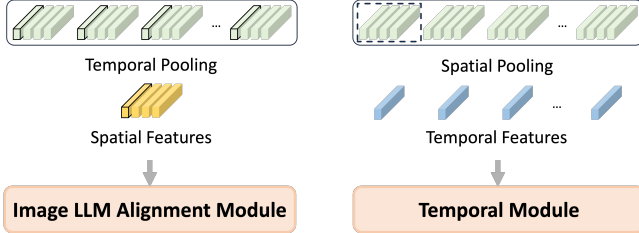


Figure 2: Temporal and spatial pooling.

Module to align the spatial features z_i , leveraging its proficiency in understanding spatial information, and employ the Temporal Module to align the temporal features t_i , thereby obtaining the corresponding language embedding tokens Q_z and Q_t ,

$$Q_z = g_z(z_i) \in \mathbb{R}^{N \times K} \quad (1)$$

$$Q_t = g_t(t_i) \in \mathbb{R}^{T \times K} \quad (2)$$

The aligned spatial and temporal features are concatenated to obtain the video-level aligned tokens Q_v ,

$$Q_v = [Q_t, Q_z] \in \mathbb{R}^{(T+N) \times K} \quad (3)$$

We have discovered in our experiments that finetuning on the parameters of the Image LLM alignment Module yields competitive

performance in understanding temporal information. This can be interpreted as the Image LLM having already conducted a significant amount of alignment work, and that additional modeling of temporal information requires only simple finetuning.

Therefore, we choose to integrate the Temporal Module with the base parameters of the Image LLM’s alignment Module. Building on this integration, we proceed to update the parameters individually for aligning with the Spatial features, ensuring a more logical and fluent enhancement of the model’s capabilities.

3.4 Video Instruction Tuning

Our RED-VILLM is trained based on the Image LLM framework, which effectively utilizes the pre-trained alignment of image and text modalities. This pre-training allows RED-VILLM to skip modality alignment training, making it more efficient. We employ instruction-tuning on the prediction tokens of the LLM, leveraging its autoregressive training objectives. During the fine-tuning stage, the instruction data is organized in the following prompt template:

$$User : < Video Tokens > < Instruction > Assistant : \quad (4)$$

In this format, $< Instruction >$ denotes a question about the video, randomly selected from a collection of video-question-answer pairs in the training dataset. The prediction $Answer$ corresponds to the specific question asked. We concatenate the video tokens Q_v

and instruction text tokens Q_i to form the LLM's input, represented as follows:

$$User :< Q_v >< Q_i > Assistant : \quad (5)$$

Throughout the training, the weights for both the video encoder and LLM, loaded from the base Image LLM, remain unchanged. The model focuses on maximizing the likelihood of predicting tokens that represent the answer by adapting the alignment module from the base Image LLM along with an additional plug-and-play temporal module. By using instruction tuning, the video features Q_v become aligned with the pre-trained Image LLM word embeddings. This alignment significantly expands the capability of the Image LLM to understand video information.

4 EXPERIMENTS

In this section, we provide the experimental setup and comparisons with leading methods on several benchmarks. Additionally, we present a series of ablation studies to explain how we constructed the optimal training pipeline from Image LLM to Video LLM.

4.1 Experimental Setups

Implementation Details In this study, we employ LLaVA as an English Image LLM base model to validate the universality of our training pipeline and the effectiveness of our plug-and-play temporal module. We also employ QWen-VL as our Chinese Image LLM base model and its visual encoder to extract the frame features. This visual encoder utilizes the Vision Transformer architecture[8] and is initialized with pre-trained weights from Openclip's ViT-BigG[11]. We only update the alignment module, which projects the video features to the LLMs' input space, and the plug-and-play temporal module, while the rest of the architecture is kept frozen. We fine-tune the model for 3 epochs using a learning rate of $2e-5$ and an overall batch size of 32. During inference, for memory efficiency, we load the models in FP16 mode.

Datasets To ensure training efficiency, we perform single-stage instruction tuning. For the instruction data, we use the same 100k video-text instructions in English annotated from the ActivityNet dataset as proposed by Video-ChatGPT. This dataset includes a variety of video-based question-answer pairs, such as requests to describe the video or questions related to specific temporal, spatial, or creative aspects of the video content. For Chinese data, we have translated the 100k ActivityNet video-text instructions into Chinese using DeepL Pro, and manually reviewed and polished them to obtain the Chinese version of the instruction data.

4.2 Quantitative evaluation

Video-based Text Generation Performance Benchmark We conduct experiments on the video-based generative performance benchmark to verify the comprehensive capability in understanding videos of our RED-VILLM which based on LLaVA and QWen-VL. This benchmark is annotated with a subset of ActivityNet and primarily assesses the model in five aspects: Correctness of Information, Detail Orientation, Contextual Understanding, Temporal Understanding, and Consistency. For the method based on QWen-VL, we conduct tests in both Chinese and English versions. In the Chinese version, we translated the annotations into Chinese, and

for the English version, we translated the predictions of RED-VILLM into English. We employ GPT-3.5[22] evaluation pipeline, which assesses various capabilities of the model and assigns a relative score to the generated predictions on a scale of 1-5 in the five aspects.

Table 1 shows our evaluation results. Our RED-VILLM surpasses the baseline performance of Video-ChatGPT when based on both LLaVA and QWen-VL. Notably, the performance of the Chinese and English versions of QWen-VL is almost identical, demonstrating that, within the same testing pipeline, the use of Chinese has little effect on the evaluative performance of GPT-3.5.

Zero-Shot Question-Answer Evaluation To assess the video question answering capabilities of our Video LLM, which was developed through our pipeline, we conducted a comprehensive quantitative evaluation on four open-ended public datasets: MSRVTT-QA[32], MSVD-QA[32], TGIF-QA FrameQA[12], and ActivityNet-QA[36]. These evaluations were performed in a zero-shot manner, using GPT-assisted evaluation to evaluate the model's capabilities. GPT evaluation measures the accuracy of the predicted answers and score the relevance of the predictions on a scale of 1-5.

Table 2 shows our evaluation results. Our RED-VILLM model consistently outperforms the baseline Video-ChatGPT, which indicates that RED-VILLM has superior video understanding capabilities and can generate accurate answers to questions based on the video.

4.3 RED-VILLM pipeline ablation analysis

Our RED-VILLM pipeline investigates the quick-start methods from Image LLMs to Video LLMs. Throughout this process, we identified two critical issues: the first is how to extract spatio-temporal features of videos based on the visual encoder of Image LLMs; the second is how to align video features with the textual semantic space of Image LLMs. To address the first issue, we opted for spatial and temporal pooling methods to obtain the video's spatio-temporal representation. For the second issue, we added a plug-and-play Temporal Module to the structure of Image LLMs to align the decoupled spatio-temporal video representations. In this section, we will delve into these two foundational issues to analyze our pipeline.

Effect of temporal and spatial pooling

RED-VILLM obtain the video spatiotemporal representation by spatial and temporal pooling. To explore the impact of two pooling methods on the video understanding capability, we retained the original structure of the Image LLM without our plug-and-play temporal module. Instead, we used the decoupled temporal and spatial features as the video representation for training and inference. The comparative experiment involved video representation with coupled spatio-temporal features. We perform experiments with two base Image LLMs: LLaVA and QWen-VL.

As the 3 shows, coupled temporal and spatial features performed best across five metrics of video understanding. Using only spatial features which is obtained by temporal pooling, the understanding of video's spatial information, including the correctness of information, detail orientation, and contextual understanding, was close to that with spatio-temporal features, but significantly lacking in temporal sequence understanding. Using only temporal features which is obtained by spatial pooling, although providing the video's temporal representation, significantly reduced the video understanding

Table 1: Comparison with leading methods on the video-based generative performance benchmark.

Method	LLM	Correct	Detail	Context	Temporal	Consistency
VideoLLaMA[38]	Vicuna-7B	1.96	2.18	2.16	1.82	1.79
LLaMA-Adapter[39]	LLaMA-7B	2.03	2.32	2.30	1.98	2.15
VideoChat[15]	Vicuna-7B	2.23	2.50	2.53	1.94	2.24
Video-ChatGPT[21]	LLaVA-7B	2.40	2.52	2.62	1.98	2.37
RED-VILLM	LLaVA-7B	2.57	2.64	3.13	2.21	2.39
RED-VILLM	Qwen-VL-7B(en)	2.69	2.72	3.32	2.32	2.47
RED-VILLM	Qwen-VL-7B(cn)	2.71	2.75	3.34	2.34	2.45

Table 2: Comparison with leading methods on different zero-shot video QA datasets.

Methods	LLM	MSVD-QA		MSRVTT-QA		TGIF-QA		ActivityNet-QA	
		Accuracy	Score	Accuracy	Score	Accuracy	Score	Accuracy	Score
FrozenBiLM[33]	DeBERTa-V2	32.2	–	16.8	–	41.0	–	24.7	–
VideoLLaMA[38]	Vicuna-7B	51.6	2.5	29.6	1.8	–	–	12.4	1.1
LLaMA-Adapter[39]	LLaMA-7B	54.9	3.1	43.8	2.7	–	–	34.2	2.7
VideoChat[15]	Vicuna-7B	56.3	2.8	45.0	2.5	34.4	2.3	26.5	2.2
Video-ChatGPT[21]	LLaVA-7B	64.9	3.3	49.3	2.8	51.4	3.0	35.2	2.7
RED-VILLM	LLaVA-7B	68.9	2.8	52.4	2.9	55.9	3.1	39.2	3.0
RED-VILLM	Qwen-VL-7B	71.2	3.7	53.9	3.1	62.3	3.3	44.2	3.2

Table 3: Effect of temporal and spatial pooling for RED-VILLM.

Image LLM	Temporal Pooling	Spatial Pooling	Correct	Detail	Context	Temporal	Consistency
LLaVA-7B	✗	✓	2.12	2.20	2.37	1.64	2.08
LLaVA-7B	✓	✗	2.28	2.35	2.54	1.79	2.21
LLaVA-7B	✓	✓	2.40	2.52	2.62	1.98	2.37
Qwen-VL-7B	✗	✓	2.27	2.43	2.82	1.65	2.12
Qwen-VL-7B	✓	✗	2.44	2.61	2.97	1.88	2.33
Qwen-VL-7B	✓	✓	2.51	2.69	3.01	2.11	2.43

Table 4: Effect of plug-and-play temporal module for RED-VILLM.

Image LLM	Temporal Module	Correct	Detail	Context	Temporal	Consistency
LLaVA-7B	✗	2.40	2.52	2.62	1.98	2.37
LLaVA-7B	✓	2.57	2.64	3.13	2.21	2.41
Qwen-VL-7B	✗	2.51	2.69	3.01	2.11	2.43
Qwen-VL-7B	✓	2.71	2.75	3.34	2.34	2.45

capability due to the lack of spatial information, even affecting the ability to understand temporal sequences. In conclusion, using both spatial and temporal pooling in RED-VILLM to obtain video spatiotemporal representation significantly enhances video understanding, emphasizing the value of merging spatial and temporal insights.

Effect of Temporal Module

We first conducted experiments to assess whether the temporal module in RED-VILLM could enhance the Image LLM’s understanding of temporal information through comparison tests. One group used the base Image LLM structure, where the spatial-temporal video representation was directly aligned by the Image LLM alignment module. In contrast, the other group added a plug-and-play temporal module to the base Image LLM structure, decoupling

spatio-temporal features for alignment by both the Image LLM alignment module and the temporal module.

Keeping all other experimental settings constant, we evaluated the impact of the temporal module on the ActivityNet Video-based Text Generation Performance Benchmark, focusing on its ability to enhance comprehension of time-based content. As indicated in Table 4, our temporal module significantly improved video understanding capabilities in Video LLMs developed from LLaVA and Qwen-VL, especially in terms of temporal understanding. This demonstrates that our temporal module effectively aids Image LLMs in processing temporal information, contributing to a more comprehensive understanding of video content, as reflected by improvements in other metrics. Notably, in the case where the base Image LLM is LLaVA, the RED-VILLM without the temporal module has the same structure as Video-ChatGPT. This means that our approach significantly enhances video understanding, particularly temporal comprehension, by merely adding a simple temporal module. This further validates the effectiveness of our method.

An outstanding question is the rationality behind our Temporal Module’s design. In our proposed RED-VILLM pipeline, the only trainable parts are those aligning video features with the large model’s semantic space: the base Image LLM alignment module and the plug-and-play temporal module. We initialize our temporal module with the structure and pre-trained parameters of the base Image LLM alignment module, based on the premise that:

- The Image LLM’s alignment module is already well-trained, effectively aligning image and text modalities.
- Work on Video-ChatGPT has shown that the base Image LLM’s alignment module, after instruction tuning, can align spatio-temporal video features.
- Our efficient method involves instruction tuning with minimal data. Randomly initialized additional parameters would likely diminish the alignment module’s effectiveness.

To verify whether additional trainable parameters indeed have a negative impact on modal alignment, we conducted two sets of experiments training Video LLMs based on Qwen-VL. In one set, we added a layer of randomly initialized MLP behind Qwen-VL’s image alignment module and tested on the ActivityNet Benchmark. As shown in Table 5, adding the extra MLP layer resulted in significant declines in all video understanding metrics, suggesting that the additional newly initialized parameters catastrophically destroys the performance of the already well-trained alignment module of the LLM. Therefore, our experiments demonstrate that the optimal solution for temporal module in RED-VILLM is simply initialize our temporal module with the structure and pre-trained parameters of the base Image LLM alignment module.

4.4 Hyperparameters Ablation Study

In this subsection, we conduct ablation studies. We perform experiments with different base Image LLMs to verify the enhancement of temporal understanding capability provided by our plug-and-play temporal module. Additionally, we also conduct comprehensive analyses of our efficient pipeline for developing Video LLM from Image LLM.

Sample Frame Numbers

In contrast to image information, video consists of a dense stream of frames, making the selection of a representation strategy crucial for video understanding. Our method, RED-VILLM, uses sampled video frames to balance spatial and temporal features. The number of spatial features is fixed by the number of patches into which the video encoder divides each frame, while the number of temporal features varies with the number of sampled frames. We conducted experiments with different numbers of video sample frames to optimize this balance, with results shown in Table 6.

We found that a low number of sampled frames leads to sparse information, limiting RED-VILLM’s understanding capabilities. Increasing the frame count improves performance significantly by enhancing temporal comprehension. However, increasing the number of sampled frames beyond 100 does not consistently improve the video understanding capabilities of the method due to diminishing returns. As more temporal features accumulate, the value added by each additional feature decreases. Furthermore, sampling too many frames can overly compress spatial information, leading to information loss and a decrease in video understanding effectiveness.

Spatial Token Numbers

Typically, images inputted into Image Large Language Models (LLMs) are resized to 224×224 . However, Qwen-VL resizes the frames to 448×448 , potentially affecting the performance of RED-VILLM that is based on Qwen-VL. This adjustment leads to an increased number of video spatial tokens. To investigate whether higher resolution input images enhance the performance of RED-VILLM, we employed the spatial window pooling method based on Qwen-VL. This method compresses the number of spatial features obtained from 448 resolution video frames from 1024 to 256, aligning it with the number of spatial features from 224 resolution images.

We explored the impact of varying numbers of spatial features on the effectiveness of RED-VILLM by experiments. As shown in Table 7, compressing the number of spatial tokens results in a slight decline in the content understanding capability of the method based on Qwen-VL. This can be interpreted as the spatial pooling process exacerbating the information loss caused by reduced image resolution.

4.5 Qualitative Analysis

In Figure 3, we present our quantitative analysis results. The comparison highlights the performance of RED-VILLM trained on Image LLM LLaVA and Video-ChatGPT which is also based on LLaVA. Specifically, we focus on instances involving temporal dynamics, such as videos including sequences of events that require understanding of both cause and effect.

For each case, we illustrate how RED-VILLM consistently captures and accurately describes these temporal relationships, outperforming baseline Video-ChatGPT which sometimes fails to recognize the sequential order of events, leading to less coherent and occasionally inaccurate descriptions. This comparative analysis showcases the critical role of the temporal module in enhancing the temporal understanding capability of RED-VILLM, making it particularly adept at handling videos with significant temporal changes.

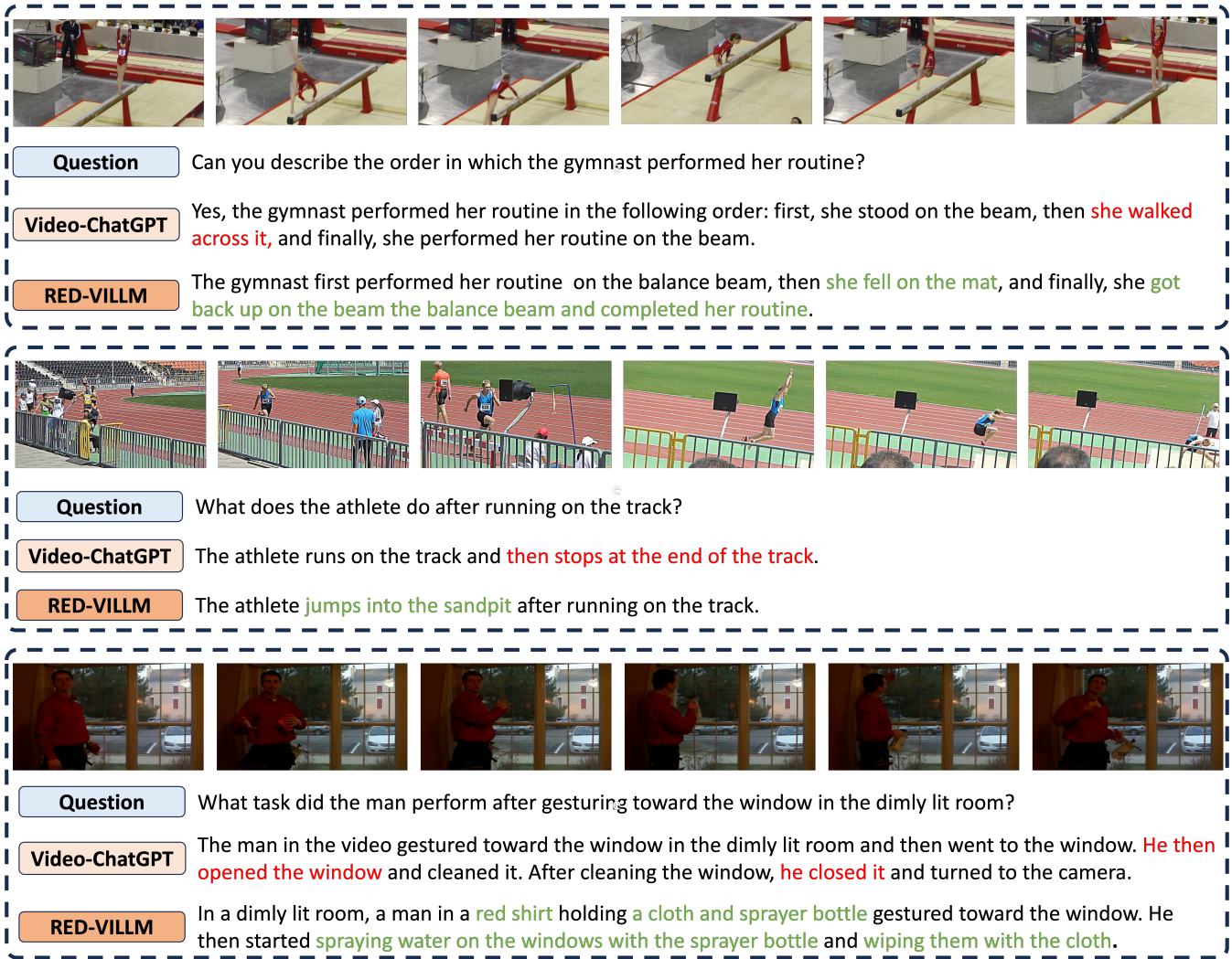


Figure 3: Qualitative Results Comparison. We focus on comparing the differences in temporal understanding capabilities between RED-VILLM and the baseline, Video-ChatGPT. Green signifies accurate descriptions, while red denotes incorrect or hallucinatory responses. It is evident that RED-VILLM significantly outperforms Video-ChatGPT in understanding temporal content.

Table 5: Effect of additional MLP for RED-VILLM.

Add.MLP	Correct	Detail	Context	Temporal	Consistency
with	2.35	2.41	2.62	1.59	2.01
w/o	2.71	2.75	3.34	2.34	2.45

5 CONCLUSION

In conclusion, our study has successfully demonstrated the potential of utilizing foundational work from Image Large Language Models (Image LLMs) to efficiently transition into Video Large Language Models (Video LLMs). Our proposed method RED-VILLM, the Resource-Efficient Development pipeline, effectively leverages the existing capabilities of Image LLMs, incorporating a temporal

Table 6: Hyperparameter ablation study on how the number of sampled frames affect RED-VILLM’s performance.

Frames	Correct	Detail	Context	Temporal	Consistency
50	2.39	2.52	2.92	2.09	2.42
75	2.53	2.67	3.11	2.21	2.40
100	2.71	2.75	3.34	2.34	2.45
150	2.65	2.65	3.26	2.29	2.47
200	2.57	2.64	3.24	2.21	2.44

adaptation structure to extend these models’ understanding to include dynamic video content. This approach not only surpasses baseline performances but also does so with significantly reduced

Table 7: Hyperparameter ablation study on how the number of video spatial tokens affect RED-VILLM's performance, ST stands for spatial tokens.

ST	Correct	Detail	Context	Temporal	Consistency
256	2.62	2.67	3.23	2.28	2.42
1024	2.71	2.75	3.34	2.34	2.45

data and resource requirements. The results highlight the potential of leveraging pre-existing models to enhance video understanding capabilities without the need for extensive retraining or data collection. This approach not only makes the development of Video LLMs more accessible but also opens avenues for further research into resource-efficient methods in multimodal learning. As multimodal models continue to evolve, the methodologies developed here provide a framework for further innovations in resource-efficient model training. Additionally, the adaptability of this pipeline suggests its potential application across various domains requiring multimodal comprehension. Finally, our research underlines the significance of building on existing technologies to push the boundaries of what is possible in the field of artificial intelligence, paving the way for more sophisticated and accessible multimodal systems. Future work will focus on refining our method for application in industrial multimodal contexts, aiming to develop more robust and versatile AI systems that efficiently process complex, time-sensitive data.

REFERENCES

- Jean-Baptiste Alayrac, Jeff Donahue, Pauline Luc, Antoine Miech, Iain Barr, Yana Hasson, Karel Lenc, Arthur Mensch, Katherine Millican, Malcolm Reynolds, et al. 2022. Flamingo: a visual language model for few-shot learning. *Advances in neural information processing systems* 35 (2022), 23716–23736.
- Junze Bai, Shuai Bai, Yunfei Chu, Zeyu Cui, Kai Dang, Xiaodong Deng, Yang Fan, Wenbin Ge, Yu Han, Fei Huang, et al. 2023. Qwen technical report. *arXiv preprint arXiv:2309.16609* (2023).
- Junze Bai, Shuai Bai, Shusheng Yang, Shijie Wang, Sinan Tan, Peng Wang, Junyang Lin, Chang Zhou, and Jingren Zhou. 2023. Qwen-vl: A frontier large vision-language model with versatile abilities. *arXiv preprint arXiv:2308.12966* (2023).
- Tom Brown, Benjamin Mann, Nick Ryder, Melanie Subbiah, Jared D Kaplan, Prafulla Dhariwal, Arvind Neelakantan, Pranav Shyam, Girish Sastry, Amanda Askell, et al. 2020. Language models are few-shot learners. *Advances in neural information processing systems* 33 (2020), 1877–1901.
- Wei-Lin Chiang, Zhuohan Li, Zi Lin, Ying Sheng, Zhanghao Wu, Hao Zhang, Lianmin Zheng, Siyuan Zhuang, Yonghao Zhuang, Joseph E. Gonzalez, Ion Stoica, and Eric P. Xing. 2023. Vicuna: An Open-Source Chatbot Impressing GPT-4 with 90%* ChatGPT Quality. <https://lmsys.org/blog/2023-03-30-vicuna/>.
- Aakanksha Chowdhery, Sharan Narang, Jacob Devlin, Maarten Bosma, Gaurav Mishra, Adam Roberts, Paul Barham, Hyung Won Chung, Charles Sutton, Sebastian Gehrmann, et al. 2023. Palm: Scaling language modeling with pathways. *Journal of Machine Learning Research* 24, 240 (2023), 1–113.
- Wenliang Dai, Junnan Li, Dongxu Li, Anthony Meng Huat Tiong, Junqi Zhao, Weisheng Wang, Boyang Li, Pascale N Fung, and Steven Hoi. 2024. Instruct-blip: Towards general-purpose vision-language models with instruction tuning. *Advances in Neural Information Processing Systems* 36 (2024).
- Alexey Dosovitskiy, Lucas Beyer, Alexander Kolesnikov, Dirk Weissenborn, Xiuhua Zhai, Thomas Unterthiner, Mostafa Dehghani, Matthias Minderer, Georg Heigold, Sylvaia Gelly, Jakob Szehkoreit, and Neil Houlsby. [n. d.]. An Image is Worth 16x16 Words: Transformers for Image Recognition at Scale. In *ICLR 2021*.
- Danny Driess, Fei Xia, Mehdi SM Sajjadi, Corey Lynch, Aakanksha Chowdhery, Brian Ichter, Ayzaan Wahid, Jonathan Tompson, Quan Vuong, Tianhe Yu, et al. 2023. Palm-e: An embodied multimodal language model. *arXiv preprint arXiv:2303.03378* (2023).
- Bin Huang, Xin Wang, Hong Chen, Zihan Song, and Wenwu Zhu. 2023. Vtimellm: Empower llm to grasp video moments. *arXiv preprint arXiv:2311.18445 2* (2023).
- Gabriel Ilharco, Mitchell Wortsman, Nicholas Carlini, Rohan Taori, Aishwarya Dave, Vaishaal Shankar, Hongseok Namkoong, John Miller, Hannaneh Hajishirzi, Ali Farhadi, and Ludwig Schmidt. 2021. OpenCLIP. <https://doi.org/10.5281/zenodo.5143773>
- Yunseok Jang, Yale Song, Youngjae Yu, Youngjin Kim, and Gunhee Kim. 2017. Tgif-qa: Toward spatio-temporal reasoning in visual question answering. In *Proceedings of the IEEE conference on computer vision and pattern recognition*. 2758–2766.
- Peng Jin, Ryuichi Takanobu, Caiwan Zhang, Xiaochun Cao, and Li Yuan. 2023. Chat-univi: Unified visual representation empowers large language models with image and video understanding. *arXiv preprint arXiv:2311.08046* (2023).
- Junnan Li, Dongxu Li, Silvio Savarese, and Steven Hoi. 2023. Blip-2: Bootstrapping language-image pre-training with frozen image encoders and large language models. In *International conference on machine learning*. PMLR, 19730–19742.
- KunChang Li, Yinan He, Yi Wang, Yizhuo Li, Wenhai Wang, Ping Luo, Yali Wang, Limin Wang, and Yu Qiao. 2023. Videochat: Chat-centric video understanding. *arXiv preprint arXiv:2305.06355* (2023).
- Kunchang Li, Yali Wang, Yinan He, Yizhuo Li, Yi Wang, Yi Liu, Zun Wang, Jilan Xu, Guo Chen, Ping Luo, et al. 2023. Mvbench: A comprehensive multi-modal video understanding benchmark. *arXiv preprint arXiv:2311.17005* (2023).
- Yanwei Li, Chengyao Wang, and Jiaya Jia. 2023. LLaMA-VID: An image is worth 2 tokens in large language models. *arXiv preprint arXiv:2311.17043* (2023).
- Bin Lin, Bin Zhu, Yang Ye, Munan Ning, Peng Jin, and Li Yuan. 2023. Video-llava: Learning united visual representation by alignment before projection. *arXiv preprint arXiv:2311.10122* (2023).
- Haotian Liu, Chunyuan Li, Qingyang Wu, and Yong Jae Lee. 2024. Visual instruction tuning. *Advances in neural information processing systems* 36 (2024).
- Ruyang Liu, Chen Li, Yixiao Ge, Ying Shan, Thomas H Li, and Ge Li. 2023. One for all: Video conversation is feasible without video instruction tuning. *arXiv preprint arXiv:2309.15785* (2023).
- Muhammad Maaz, Hanoona Rasheed, Salman Khan, and Fahad Shahbaz Khan. 2023. Video-chatgpt: Towards detailed video understanding via large vision and language models. *arXiv preprint arXiv:2306.05424* (2023).
- OpenAI. 2023. ChatGPT. <https://openai.com/blog/chatgpt/>. Accessed: 2023-04-13.
- OpenAI. 2023. GPT-4v(ision) System Card. <https://api.semanticscholar.org/CorpusID:263218031>. Accessed: 2023-04-13.
- Alec Radford, Jeffrey Wu, Rewon Child, David Luan, Dario Amodei, Ilya Sutskever, et al. 2019. Language models are unsupervised multitask learners. *OpenAI blog* 1, 8 (2019), 9.
- Colin Raffel, Noam Shazeer, Adam Roberts, Katherine Lee, Sharan Narang, Michael Matena, Yanqi Zhou, Wei Li, and Peter J Liu. 2020. Exploring the limits of transfer learning with a unified text-to-text transformer. *Journal of machine learning research* 21, 140 (2020), 1–67.
- Enxin Song, Wenhao Chai, Guan hong Wang, Yucheng Zhang, Haoyang Zhou, Feiyang Wu, Xun Guo, Tian Ye, Yan Lu, Jenq-Neng Hwang, et al. 2023. Moviechat: From dense token to sparse memory for long video understanding. *arXiv preprint arXiv:2307.16449* (2023).
- Rohan Taori, Ishaan Gulrajani, Tianyi Zhang, Yann Dubois, Xuechen Li, Carlos Guestrin, Percy Liang, and Tatsunori B. Hashimoto. 2023. Stanford Alpaca: An Instruction-Following Llama Model. https://github.com/tatsu-lab/stanford_alpaca.
- Hugo Touvron, Thibaut Lavril, Gautier Izacard, Xavier Martinet, Marie-Anne Lachaux, Timothée Lacroix, Baptiste Rozière, Naman Goyal, Eric Hambro, Faisal Azhar, et al. 2023. Llama: Open and efficient foundation language models. *arXiv preprint arXiv:2302.13971* (2023).
- Hugo Touvron, Louis Martin, Kevin Stone, Peter Albert, Amjad Almahairi, Yasmine Babaei, Nikolay Bashlykov, Soumya Batra, Prajwal Bhargava, Shrutu Bhosale, et al. 2023. Llama 2: Open foundation and fine-tuned chat models. *arXiv preprint arXiv:2307.09288* (2023).
- Ashish Vaswani, Noam Shazeer, Niki Parmar, Jakob Uszkoreit, Llion Jones, Aidan N Gomez, Łukasz Kaiser, and Illia Polosukhin. 2017. Attention is all you need. *Advances in neural information processing systems* 30 (2017).
- BigScience Workshop, Teven Le Scao, Angela Fan, Christopher Akiki, Ellie Pavlick, Suzana Ilić, Daniel Hesslow, Roman Castagné, Alexandra Sasha Luccioni, François Yvon, et al. 2022. Bloom: A 176b-parameter open-access multilingual language model. *arXiv preprint arXiv:2211.05100* (2022).
- Dejing Xu, Zhou Zhao, Jun Xiao, Fei Wu, Hanwang Zhang, Xiangnan He, and Yueting Zhuang. 2017. Video question answering via gradually refined attention over appearance and motion. In *Proceedings of the 25th ACM international conference on Multimedia*. 1645–1653.
- Antoine Yang, Antoine Miech, Josef Sivic, Ivan Laptev, and Cordelia Schmid. 2022. Zero-shot video question answering via frozen bidirectional language models. *Advances in Neural Information Processing Systems* 35 (2022), 124–141.
- Qinghao Ye, Haiyang Xu, Guohai Xu, Jiabo Ye, Ming Yan, Yiyang Zhou, Junyang Wang, Anwen Hu, Pengcheng Shi, Yaya Shi, et al. 2023. mplug-owl: Modularization empowers large language models with multimodality. *arXiv preprint arXiv:2304.14178* (2023).
- Shukang Yin, Chaoyou Fu, Sirui Zhao, Ke Li, Xing Sun, Tong Xu, and Enhong Chen. 2023. A survey on multimodal large language models. *arXiv preprint arXiv:2306.13549* (2023).

- [36] Zhou Yu, Dejing Xu, Jun Yu, Ting Yu, Zhou Zhao, Yueting Zhuang, and Dacheng Tao. 2019. Activitynet-qa: A dataset for understanding complex web videos via question answering. In *Proceedings of the AAAI Conference on Artificial Intelligence*, Vol. 33. 9127–9134.
- [37] Yan Zeng, Hanbo Zhang, Jiani Zheng, Jiangnan Xia, Guoqiang Wei, Yang Wei, Yuchen Zhang, and Tao Kong. 2023. What matters in training a gpt4-style language model with multimodal inputs? *arXiv preprint arXiv:2307.02469* (2023).
- [38] Hang Zhang, Xin Li, and Lidong Bing. 2023. Video-llama: An instruction-tuned audio-visual language model for video understanding. *arXiv preprint arXiv:2306.02858* (2023).
- [39] Renrui Zhang, Jiaming Han, Chris Liu, Peng Gao, Aojun Zhou, Xiangfei Hu, Shilin Yan, Pan Lu, Hongsheng Li, and Yu Qiao. 2023. Llama-adapter: Efficient fine-tuning of language models with zero-init attention. *arXiv preprint arXiv:2303.16199* (2023).
- [40] Susan Zhang, Stephen Roller, Naman Goyal, Mikel Artetxe, Moya Chen, Shuohui Chen, Christopher Dewan, Mona Diab, Xian Li, Xi Victoria Lin, et al. 2022. Opt: Open pre-trained transformer language models. *arXiv preprint arXiv:2205.01068* (2022).
- [41] Deyao Zhu, Jun Chen, Xiaoqian Shen, Xiang Li, and Mohamed Elhoseiny. 2023. Minigt-4: Enhancing vision-language understanding with advanced large language models. *arXiv preprint arXiv:2304.10592* (2023).