

---

# RUNTIME ANALYSIS OF EVOLUTIONARY DIVERSITY OPTIMIZATION ON THE MULTI-OBJECTIVE (LEADINGONES, TRAILINGZEROS) PROBLEM

---

A PREPRINT

**Aneta Neumann**  
Optimisation and Logistics  
School of Computer and Mathematical Sciences  
The University of Adelaide  
Adelaide, Australia

**Denis Antipov**  
Optimisation and Logistics  
School of Computer and Mathematical Sciences  
The University of Adelaide  
Adelaide, Australia

**Frank Neumann**  
Optimisation and Logistics  
School of Computer and Mathematical Sciences  
The University of Adelaide  
Adelaide, Australia

**Andrew M. Sutton**  
University of Minnesota Duluth  
Duluth, USA

April 18, 2024

## ABSTRACT

The diversity optimization is the class of optimization problems, in which we aim at finding a diverse set of good solutions. One of the frequently used approaches to solve such problems is to use evolutionary algorithms which evolve a desired diverse population. This approach is called evolutionary diversity optimization (EDO).

In this paper, we analyse EDO on a 3-objective function  $\text{LOTZ}_k$ , which is a modification of the 2-objective benchmark function (LeadingOnes, TrailingZeros). We prove that the GSEMO computes a set of all Pareto-optimal solutions in  $O(kn^3)$  expected iterations. We also analyze the runtime of the  $\text{GSEMO}_D$  (a modification of the GSEMO for diversity optimization) until it finds a population with the best possible diversity for two different diversity measures, the total imbalance and the sorted imbalances vector. For the first measure we show that the  $\text{GSEMO}_D$  optimizes it asymptotically faster than it finds a Pareto-optimal population, in  $O(kn^2 \log(n))$  expected iterations, and for the second measure we show an upper bound of  $O(k^2 n^3 \log(n))$  expected iterations. We complement our theoretical analysis with an empirical study, which shows a very similar behavior for both diversity measures that is close to the theory predictions.

**Keywords** Diversity optimization, Multi-objective optimization, Theory, Runtime analysis

## 1 Introduction

Computing a diverse set of high quality solutions has recently become an important topic in the area of artificial intelligence and in particular in the field of evolutionary computation [1, 2, 3]. Different approaches have been designed for using classical solvers in order to compute diverse sets of high quality solutions for problems in the areas of planning [4] and satisfiability [5]. Such problems are often met in practice, especially when there are some factors which are hard to formalize, such as politics, ethics or aesthetics. In these cases the algorithm user would prefer to have several different good solutions rather than one single best solution to have an opportunity to choose among them. In practice this problem arises in, e.g., optimization of a building floor plans [6] or in the cutting problem [7].

In contrast to standard single-objective optimization, where the search is performed in a space of potential solutions, the diversity optimization works in a space of sets of solutions and is usually also harder from a computation complexity perspective [1]. This makes it natural to use evolutionary algorithms (EAs) for solving such problems, since they are designed to evolve populations of solutions. This approach is called the *evolutionary diversity optimization* (EDO). Evolutionary diversity optimization aims at finding a set of solutions such that (i) all solutions meet a given quality threshold and (ii) the set of solutions has maximum diversity according to chosen diversity measure.

In multi-objective problems, where the aim is to find a set of Pareto-optimal solutions which are diverse in their fitness, there also might be a need in a diversity of their genotype. E.g., in [8], the authors designed optimal mechanical parts for different contexts, and the aim was to find a good design for each context. This work inspired multi-objective quality diversity (QD) algorithms [9], which are closely related to the EDO. The EDO would also be useful in this setting, since it allows to find a diverse Pareto-optimal set, where for each balance between the main objectives the decision maker could choose a good design for his context.

## 1.1 Related work

Feature-based EDO approaches that seek to compute a diverse set of solutions with respect to a given set of features have been carried out for evolving different sets of instances of the traveling salesperson problem [10] as well as evolving diverse sets of images [11]. For these computations a variety of different diversity measures with respect to the given features such as the star discrepancy measure [12] and the use of popular indicators from the area of evolutionary multi-objective optimization [13] have been studied.

Classical combinatorial optimization problems for which EDO algorithms have been designed to compute diverse sets of solutions include the traveling salesperson problem [14, 15, 16], the traveling thief problem [17], the computation of minimum spanning trees [18] and related communication problems in the area of defense [19].

Establishing the theoretical foundations of evolutionary diversity optimization in the context of runtime analysis is a challenging task as it involves the understanding of population dynamics with respect to the given problem and used diversity measure. Initial studies have been carried out for classical benchmark problems in the area of evolutionary computation such as ONEMAX and LEADINGONES [20]. For permutation problems such as the traveling salesperson problem and the quadratic assignment problem runtime bounds have been provided on computing a maximal diverse set of permutation when there is no restriction on the quality of solutions [16]. In the context of the optimization of monotone submodular problems with a given constraints, results on the approximation quality of diversifying greedy approaches that result in diverse population have been provided in [21, 22].

In the domain of multi-objective optimization, the EDO was studied in [23], where it was shown that on the ONEMIN-MAX benchmark problem the GSEMO<sub>D</sub> can compute a Pareto-optimal population with the best possible total Hamming distance in  $O(n^3 \log(n))$  expected iterations. It was assumed in [24] that this runtime is actually  $O(n^2 \log(n))$ , and hence it is asymptotically the same as the runtime needed for computing the whole Pareto front with classic multi-objective EAs

## 1.2 Our contribution

We contribute to the rigorous analysis of the EDO on multi-objective problems and for the first time consider a 3-objective problem called LOTZ<sub>k</sub> (formally defined in the following section). This problem is a modification of the classic bi-objective benchmark problem LOTZ. The main difference is that all solution which meet some quality threshold on LOTZ function lie on the Pareto front of LOTZ<sub>k</sub>.

We perform a runtime analysis of a simple evolutionary multi-objective optimizer GSEMO<sub>D</sub>, which optimizes diversity only when breaking ties between individuals with the same fitness which compete for being included into the population. We prove that the GSEMO<sub>D</sub> finds a Pareto-optimal population on LOTZ<sub>k</sub> in  $O(kn^3)$  expected iterations. We also prove for two different diversity measures the upper bounds on the expected time which it takes the GSEMO<sub>D</sub> to find the optimal diversity starting from a Pareto-optimal population. For one measure (called the total imbalance) this bound is  $O(kn^2 \log(n))$ , which is smaller than the upper bound on the runtime until finding a Pareto-optimal population. For the second diversity measure (called the sorted imbalances vector) we prove a weaker upper bound  $O(k^2 n^3 \log(n))$ . Our proofs are based on a rigorous study of which individuals allow us to improve the diversity, and we believe that the similar arguments might be fruitful in the future theoretical studies of EDO.

We also show empirically that it takes the GSEMO<sub>D</sub> a relatively short time to find the optimal diversity after covering the whole Pareto front for both diversity measures. This demonstrates the benefits of the EDO approach and also suggests that that optimizing diversity via tie-breaking rules is an easy-to-implement and a very effective method.

---

**Algorithm 1:** The Global SEMO<sub>D</sub> maximizing a multi-objective function  $g$  and optimizing diversity measure  $D$ .

---

```

1 Choose  $x \in \{0, 1\}^n$  uniformly at random;
2  $P \leftarrow \{x\}$ ;
3 repeat
4   Choose  $x \in P$  uniformly at random;
5   Create  $y$  by flipping each bit of  $x$  with probability  $\frac{1}{n}$ ;
6   if  $\exists w \in P : g(w) = g(y)$  then
7     if  $D((P \cup \{y\}) \setminus \{w\})$  is not worse than  $D(P)$  then
8        $P \leftarrow (P \cup \{y\}) \setminus \{w\}$ ;
9   else if  $\nexists w \in P : w \succ y$  then
10     $P \leftarrow (P \cup \{y\}) \setminus \{z \in P \mid y \succ z\}$ ;
11 until stop;
```

---

## 2 Preliminaries

In this paper we consider only pseudo-Boolean optimization, that is, our search space is the set of bit strings of length  $n$ . We use the following notation. By  $[a..b]$  we denote an integer interval  $\{a, a+1, \dots, b\}$ . Bits of a bit string  $x$  of length  $n$  are denoted by  $x_i$ , where  $i \in [1..n]$ . We assume that  $x_1$  is the leftmost bit and  $x_n$  is the rightmost bit. For any non-negative integer  $i$  by  $1^i$  (or  $0^i$ ) we denote the all-ones (or all-zeros) bit string of length  $i$ . If  $i = 0$ , this is an empty string. When we have a Boolean predicate  $A$ , we use Iverson bracket  $[A]$  to map this Boolean value into  $\{0, 1\}$ .

**Dominance.** Given two points  $x$  and  $y$  and a  $k$ -objective function  $f = (f_1, \dots, f_k)$  defined on these points, we say that  $x$  dominates  $y$  with respect to  $f$ , if for all  $i \in [1..k]$  we have  $f_i(x) \geq f_i(y)$  and there exists  $j \in [1..k]$  for which  $f_j(x) > f_j(y)$ . We write it as  $x \succ y$ .

### 2.1 GSEMO<sub>D</sub>

The *Simple Evolutionary Multi-objective Optimizer* (SEMO) is an evolutionary algorithm for solving multi-objective problems. At all iterations this algorithm keeps a population of non-dominated solutions. The SEMO is initialized with a point from the search space chosen uniformly at random (u.a.r. for brevity). In each iteration it chooses an individual from its current population u.a.r. and mutates it. If the mutated offspring is not dominated by any individual in the population, it is added to the population, and the individuals which are dominated by this offspring are removed from the population.

The SEMO does not allow two individuals with the same fitness to be in the population. A situation when a new offspring  $y$  is identical (in terms of fitness) to some individual  $x$  in the population can be handled in different ways. Usually,  $y$  replaces  $x$  to enhance the exploration of the search space, since  $y$  is a new individual, and  $x$  is an older one. This tie, however, can also be broken in a way which improves some secondary objective. In this paper we are interested in finding a *diverse* set of non-dominated solutions, so we can remove an individual with which the diversity measure is worse. We call the SEMO which optimizes a diversity measure  $D$  in such way the SEMO<sub>D</sub>.

This mechanism is similar to the tie-breaking rule in the  $(\mu + 1)$  genetic algorithm (GA) for the single-objective optimization described in [25]. There a tie-breaking rule which optimized the diversity of the population allowed to use crossover in a very effective way to escape local optima. This resulted into a  $O(n \log n + 2^k)$  runtime on JUMP<sub>k</sub> benchmark, which is much smaller than the  $\Omega(n^{k-1})$  runtime of most classic GAs on that problem. We have a different situation, where diversity is our primary goal, and the fitness has a role of a constraint (that is, we want the solutions to be Pareto-optimal). However, since the diversity is a measure of the whole population, but not of a single individual, such a tie-breaking rule is a natural way to optimize it after finding a Pareto-optimal population.

In literature, the SEMO which uses standard bit mutation to generate new offspring is usually called the *Global SEMO* (GSEMO). Similarly, we call the SEMO<sub>D</sub> with standard bit mutation the GSEMO<sub>D</sub>. The pseudocode of the GSEMO<sub>D</sub> is shown in Algorithm 1.

### 2.2 Diversity Measures

In this paper we consider diversity measures which are based on the balance between 1-bits and 0-bits in each position in the population. For each  $i \in [1..n]$  we denote by  $n_1(i)$  the number of individuals in the population, which have a

1-bit in position  $i$ . More formally,  $n_1(i) = \sum_{x \in P} x_i$ , where  $P$  is the population of the GSEMO<sub>D</sub>. Similarly, by  $n_0(i)$  we denote the number of 0-bits in position  $i$ . We define the *imbalance*  $b(i)$  of position  $i$  as  $|n_1(i) - n_0(i)|$ . Intuitively, when we have a large imbalance in position  $i$ , the population is too monotonous in that position, hence the optimal diversity implies minimizing the imbalance of each position.

Based on this observation we define two diversity measures. The first one is called the *total imbalance* and it is equal to the sum of the balances of all positions. Namely, we have  $D(P) = \sum_{i=1}^n b(i)$ . The smaller this measure is, the better the diversity.

The second measure is the *sorted imbalances vector*, which is defined by vector  $D(P) = (b(\sigma(i)))_{i=1}^n$ , where  $\sigma$  is a permutation of positions  $[1..n]$  in the descending order of their imbalances  $b(\sigma(i))$ . When comparing two populations of the same size, the one with a lexicographically smaller vector  $D(P)$  is more diverse than another. We do not determine how to compare diversity of populations of different sizes, since this comparison never occurs in GSEMO<sub>D</sub>, and most of the other classic EAs have populations of a constant size.

We note that using the imbalances to estimate the diversity is also implicitly used in the total Hamming distance, which was first shown in [26].

### 2.3 LOTZ<sub>k</sub> Problem

In this paper we consider a classic benchmark bi-objective function (LEADINGONES, TRAILINGZEROS) (LOTZ for brevity), which is defined on a space of bit strings of length  $n$ . We call  $n$  the problem size. The first objective LEADINGONES (LO for brevity) returns the length of the longest prefix consisting only of 1-bits, more formally,

$$\text{LEADINGONES}(x) = \text{LO}(x) = \sum_{i=1}^n \prod_{j=1}^i x_j.$$

The second objective TRAILINGZEROS (TZ for brevity) returns the length of the longest suffix which consists only of 0-bits, namely

$$\text{TRAILINGZEROS}(x) = \text{TZ}(x) = \sum_{i=1}^n \prod_{j=n-i+1}^n (1 - x_j).$$

These two objectives contradict each other, and for any bit string  $x$  we have  $\text{LO}(x) + \text{TZ}(x) \leq n$ .

The Pareto front of LOTZ consists of  $n + 1$  bit strings of form  $1^i 0^{n-i}$ , for all  $i \in [0..n]$ . This means that the Pareto-optimal population has a fixed diversity. To study the aspects of diversity optimization by the GSEMO<sub>D</sub>, we modify this problem.

We introduce parameter  $k \in [0..n]$ , and we say that all bit strings  $x$  which have  $\text{LO}(x) + \text{TZ}(x) \geq n - k$  do not dominate each other. We call such bit strings and also their fitness values *feasible*. The fitness values of feasible bit strings are illustrated in Figure 1. We note that there is no bit string  $x$  such that  $\text{LO}(x) + \text{TZ}(x) = n - 1$ , for the following reason. Assume that  $\text{LO}(x) = i$ . Then  $x$  has prefix  $1^i 0$ , hence  $x_{i+1} = 0$ . If  $\text{TZ}(x) = n - 1 - \text{LO}(x) = n - 1 - i$ , then  $x$  also has suffix  $10^{n-1-i}$ . Then  $x_{i+1} = 1$ , which contradicts with the requirement on the prefix, hence we cannot have  $\text{LO}(x) + \text{TZ}(x) = n - 1$ .

To allow the GSEMO<sub>D</sub> handle our requirement on the non-domination between feasible bit strings, we define LOTZ<sub>k</sub> as a 3-objective problem

$$\text{LOTZ}_k(x) = (\text{LO}(x), \text{TZ}(x), h(\text{LO}(x) + \text{TZ}(x))),$$

where  $h : \mathbb{R} \mapsto \mathbb{R}$  is defined as

$$h(x) := \begin{cases} 0, & \text{if } x < n - k, \\ n + 1 - x, & \text{if } x \geq n - k. \end{cases}$$

From this definition it follows that for any  $x, y \in [0..n]$  we have

$$x > y \Rightarrow \begin{cases} h(x) \geq h(y), & \text{if } y < n - k, \\ h(x) < h(y), & \text{if } y \geq n - k. \end{cases}$$

Consequently, if  $x$  dominates  $y$  in terms of LOTZ (that is, the first two objectives) and both of them are feasible, then we have  $\text{LO}(x) + \text{TZ}(x) > \text{LO}(y) + \text{TZ}(y)$ , and hence the third objective is better for  $y$ . Hence, any pair of

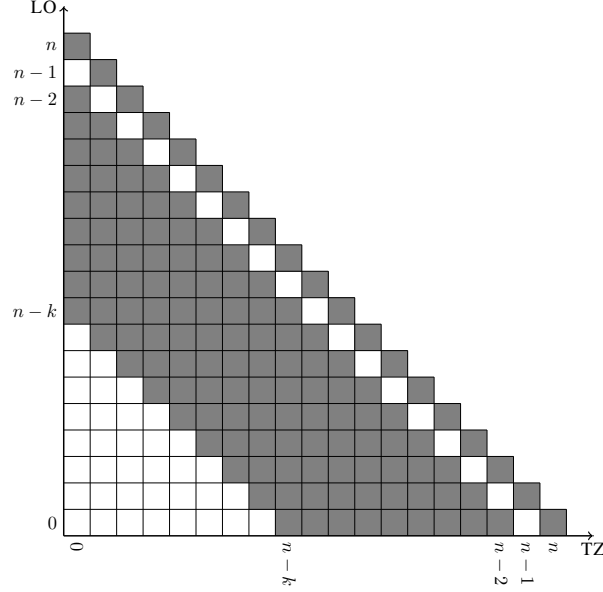


Figure 1: Illustration of the feasible fitness values. Each square cell represents some fitness pair  $(f_{LO}, f_{TZ})$ . The feasible pairs, for which  $f_{LO} + f_{TZ} \geq n - k$  are shown in dark grey. Note that individuals with  $f_{LO} + f_{TZ} = n - 1$  do not exist.

feasible individuals do not dominate each other. Otherwise, if at least one of the two bit strings is not feasible, then the additional objective does not affect the domination relation.

**Problem statement.** In this paper we study the behavior of the  $GSEMO_D$  on  $LOTZ_k$  for a variable parameter  $k$ . We aim at estimating the runtime of the  $GSEMO_D$ , that is, the number of iterations this algorithm performs until it finds a population which has all feasible solutions in it, and also has the best possible diversity. We note that such a population cannot contain any infeasible solution, since each infeasible solution is dominated by at least some feasible one, thus it cannot be accepted into the final population of  $GSEMO_D$ . As a part of this problem, we also aim at estimating the time until the  $GSEMO$  finds a Pareto-optimal population of the 3-objective  $LOTZ_k$  function.

### 3 Optimal Diversity

In this section we show the best possible diversity of a population which covers the whole Pareto front of  $LOTZ_k$  (that is, which contains all feasible fitness values). Although we will not derive a simple formula for the optimal vector of imbalances for each position, we will show how the optimal diversity can be computed. We will use the observations from this section in our runtime analysis and also in our experiments to determine the moment when the algorithm finds the optimal diversity.

Before discussing the optimal diversity, we show the following lemma which estimates the population size of  $GSEMO_D$  on different stages of the optimization.

**Lemma 1.** *When the  $GSEMO_D$  runs on  $LOTZ_K$  with  $k \geq 2$ , before it finds the first feasible solution, the maximum population size is  $\max_{x \in P} (LO(x) + TZ(x)) + 1 \leq n - k$ . Once the  $GSEMO_D$  finds a feasible solution, the maximum population size is  $\mu_{\max} = nk - \frac{(k-2)(k+1)}{2} \leq nk$ . The size of any Pareto-optimal population containing all feasible fitness values is also  $\mu_{\max}$ .*

*Proof.* Before we find a feasible solution we can only have one individual per each LO value in the population, since if we had two of them (and both were infeasible), then the one of them with a larger TZ value would dominate another, which is impossible by the definition of the  $GSEMO_D$ . They also cannot have the same TZ value, since then they will have an identical fitness, which is also impossible by the definition of the  $GSEMO_D$ . The number of different LO values of the population is not greater than the maximum  $LO + TZ$  value in the population plus one. If we do not have feasible solutions in the population, this value is always not greater than  $n - k$ .

Once we have a feasible solution in the population, for each LO value  $\ell < n$  we can have at most  $\min(k, n - \ell)$  solutions with different TZ values in the population, which are, feasible solutions with this LO value. For  $\ell = n$  we can have only one solution, which is  $1^n$ . Since we can have only one solution per each LOTZ value, having more solutions for this LO value would mean that we also have infeasible solutions in the population which are dominated by feasible ones (which contradicts our assumption on the Pareto-optimality of the population). Summing this up over all LO values, we obtain that the maximum population size  $\mu_{\max}$  is most

$$\begin{aligned}\mu_{\max} &= \sum_{\ell=0}^{n-1} \min(k, n - \ell) + 1 = k(n - k + 1) + \sum_{\ell=n-k+1}^{n-1} (n - \ell) + 1 \\ &= nk - k^2 + k + \frac{k(k-1)}{2} + 1 = nk - \frac{(k-2)(k+1)}{2} \leq nk.\end{aligned}$$

This is the same as the total number of different feasible fitness values, thus the maximum size of a Pareto-optimal population.  $\square$

We now show how to compute the minimum imbalance in the following Lemma.

**Lemma 2.** *Consider a population, which covers all feasible fitness values of LOTZ. For any position  $i \in [1..n]$  the minimum imbalance is*

$$b_{\text{opt}}(i) = \max \{|m_0(i) - m_1(i)| - m(i), \delta\}, \quad (1)$$

where

- $m_0(i)$  is the number of individuals in the population which are guaranteed to have a 0-bit in position  $i$ , and

$$m_0(i) = \frac{i(i-1)}{2} - [i > k+1] \cdot \frac{(i-k-1)(i-k)}{2} + \min\{n-i+1, k\},$$

- $m_1(i)$  is the number of individuals in the population which are guaranteed to have a 1-bit in position  $i$ , and

$$\begin{aligned}m_1(i) &= \frac{(n-i+1)(n-i)}{2} - [i < n-k] \cdot \frac{(n-k-i)(n-k-i+1)}{2} \\ &\quad + \min\{i, k\},\end{aligned}$$

- $m(i)$  is the number of individuals in the population which can have any value in position  $i$ , and

$$\begin{aligned}m(i) &= \min\{k-2, i-1\} \cdot \min\{k-2, n-i\} - \frac{a(i)(a(i)+1)}{2}, \text{ where} \\ a(i) &:= \max\{0, \min\{k-3, i-2, n-i-1, n-k\}\},\end{aligned}$$

- $\delta$  is 1, if  $\mu_{\max}$  is odd and 0, if  $\mu_{\max}$  is even.

*Proof.* Since we aim at having individuals with all feasible fitness values in the population, it determines some values of bits for each individual in the population. Namely, an individual  $x$  with  $\text{LO}(x) = j$  and  $\text{TZ}(x) = \ell$  definitely has 1-bits in positions  $[1..j] \cup \{n-\ell-1\}$  and 0-bits in positions  $\{j+1\} \cup [n-\ell..n]$ , however in positions  $[j+2..n-\ell-2]$  any bit value is possible. We can distinguish the following three groups of fitness values for each position  $i$ . First, the feasible fitness values for which any individual with this fitness is guaranteed to have a 1-bit in position  $i$ . We denote the set of these values for position  $i$  by  $M_1(i)$  and then  $m_1(i) = |M_1(i)|$ . Second, the feasible fitness values which yield a 0-bit in position  $i$ , the set of which we denote by  $M_0(i)$  and then  $m_0(i) = |M_0(i)|$ . All the rest feasible fitness values, for which the bit value in position  $i$  can be either one or zero, are denoted by  $M(i)$  and then we have  $m(i) = |M(i)|$ .

With this notation we observe that if the difference between  $m_1(i)$  and  $m_0(i)$  is larger than  $m(i)$ , then the imbalance in this position will be at least  $|m_0(i) - m_1(i)| - m(i)$ , which we have when all  $m(i)$  free bits are set to the minority value. Otherwise, we can set the values of the  $i$ -th bits of individuals with fitness in  $M(i)$  to any value and get the perfect imbalance in that position. This perfect imbalance  $\delta$  is 1, when the number of feasible individuals  $\mu$  is odd, and it is 0, if  $\mu$  is even. Since by Lemma 1 we have  $\mu = nk - \frac{(k+2)(k-1)}{2}$ , we can compute the oddity of  $\mu$  depending on  $n$  and  $k$ , which is shown in Table 1. Therefore, the smallest possible imbalance  $b_{\text{opt}}(i)$  which we can have in position  $i$  in a Pareto-optimal population is

$$b_{\text{opt}}(i) = \max \{|m_0(i) - m_1(i)| - m(i), \delta\}.$$

$k \bmod 4$	0	1	2	3
$n$				
odd	odd	even	even	odd
even	odd	odd	even	even

Table 1: The oddity of the population size depending on the problem size  $n$  and parameter  $k$ . Note that when  $(k \bmod 4)$  is either 2 or 3, then the term  $\frac{(k-1)(k+2)}{2}$  is even.

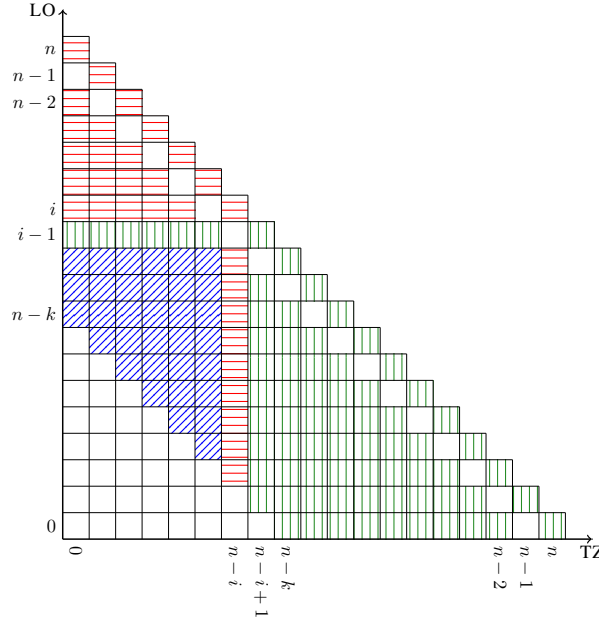


Figure 2: Illustration of feasible fitness values and their effect on the bit value of some arbitrary position  $i$ . Each square cell represents some fitness pair  $(f_{LO}, f_{TZ})$ . The feasible pairs, for which  $f_{LO} + f_{TZ} \geq n - k$  are marked with stripes of different colors. Note that individuals with  $f_{LO} + f_{TZ} = n - 1$  do not exist. Horizontal red lines show the pairs which guarantee a 1-bit in position  $i$ . Vertical green lines show the pairs which guarantee a 0-bit in position  $i$ . Blue diagonal lines show the pairs, for which we can choose any bit value in position  $i$ .

We now fix an arbitrary  $i$  and estimate the values of  $m_0(i)$ ,  $m_1(i)$  and  $m(i)$ . Each feasible fitness value belongs to one (and only one) of three sets  $M_1(i)$ ,  $M_0(i)$  and  $M(i)$ . Consider some arbitrary feasible fitness value  $(f_{LO}, f_{TZ})$ . An individual  $x$  with this fitness must have zero in position  $i$ , if either  $TZ(x) = f_{TZ}$  is at least  $n - i + 1$ , or if  $LO(x) = f_{LO}$  is exactly  $i - 1$ . To belong to  $M_1(i)$ , this fitness pair should also satisfy  $f_{LO}(x) + f_{TZ}(x) \geq n - k$ . Similarly,  $(f_{LO}, f_{TZ})$  belongs to  $M_0(i)$ , if  $f_{LO} \geq i$  or  $f_{TZ} = n - i$ , and  $LO(x) + TZ(x) \geq n - k$ . The fitness value  $(f_{LO}, f_{TZ})$  belongs to  $M(i)$  (that is, it does not determine the bit value in position  $i$ ), if  $f_{LO} < i - 1$  and  $f_{TZ} < n - i$  and  $f_{LO} + f_{TZ} \geq n - k$ . We illustrate the fitness pairs which have a 1-bit, 0-bit or any bit in position  $i$  in Figure 2.

To compute  $m_1(i)$ , we split  $M_1(i)$  into two disjoint sets  $M'_1(i)$  and  $M''_1(i)$  as follows.

$$M'_1(i) := \{(f_{LO}, f_{TZ}) : (f_{LO} \geq i) \wedge (f_{LO} + f_{TZ} \geq n - k)\},$$

which is the red triangle (without a line of values for each  $f_{LO} + f_{TZ} = n - 1$ ) in Figure 2, and

$$M''_1(i) := \{(f_{LO}, f_{TZ}) : (f_{TZ} = n - i) \wedge (f_{LO} < i - 1) \wedge (f_{LO} + f_{TZ} \geq n - k)\},$$

which is the red column in Figure 2. The number of fitness pairs  $(f_{LO}, f_{TZ})$  with  $f_{LO} \geq i$  (the red triangle in Figure 2) is exactly  $\frac{(n-i+1)(n-i+2)}{2} - (n-i)$ . However, if  $i < n - k$ , then  $\frac{(n-k-i)(n-k-i+1)}{2}$  of them are infeasible. Therefore, we have

$$|M'_1(i)| = \frac{(n-i+1)(n-i+2)}{2} - (n-i) - [i < n - k] \cdot \frac{(n-k-i)(n-k-i+1)}{2}.$$

The number of fitness pairs  $(f_{LO}, f_{TZ})$  with  $f_{TZ} = n - i$  and  $f_{LO} < i - 1$  is  $i - 1$ . However, no more than  $k - 1$  of them are feasible. Hence,

$$|M_1''(i)| = \min\{i - 1, k - 1\} = \min\{i, k\} - 1.$$

Consequently, we have

$$\begin{aligned} m_1(i) &= |M_1'(i)| + |M_1''(i)| \\ &= \frac{(n - i + 1)(n - i + 2)}{2} - (n - i) \\ &\quad - [i < n - k] \cdot \frac{(n - k - i)(n - k - i + 1)}{2} \\ &\quad + \min\{i, k\} - 1 \\ &= \frac{(n - i + 1)(n - i)}{2} + \min\{i, k\} \\ &\quad - [i < n - k] \cdot \frac{(n - k - i)(n - k - i + 1)}{2}. \end{aligned}$$

With similar arguments we compute  $m_0(i)$ . We omit the details, since these calculations repeat the ones for  $m_1(i)$ .

$$\begin{aligned} m_0(i) &= \frac{i(i - 1)}{2} - [i > k + 1] \cdot \frac{(i - k - 1)(i - k)}{2} \\ &\quad + \min\{n - i + 1, k\}. \end{aligned}$$

To compute  $m(i)$  we note that  $M(i)$ , which is highlighted in blue in Figure 2, forms a rectangle with sides  $\min\{k - 2, i - 1\}$  (along the LO axis) and  $\min\{k - 2, n - i\}$  (along the TZ axis) with the cut out lower left corner of infeasible solutions. This corner is a triangle with a side which is by one smaller than the smallest side of the rectangle, but (when  $k$  is large, namely  $k > \frac{n}{2}$ ) it also cannot be larger than  $n - k$ . Therefore, defining this triangle's side as

$$a(i) := \max\{0, \min\{k - 3, i - 2, n - i - 1, n - k\}\},$$

we obtain

$$\begin{aligned} m(i) &= \min\{k - 2, i - 1\} \cdot \min\{k - 2, n - i\} \\ &\quad - \frac{a(i)(a(i) + 1)}{2}. \end{aligned} \tag{2}$$

Having the expressions for  $m_1(i)$ ,  $m_0(i)$  and  $m(i)$  for all  $i$ , we can compute the optimal vector of imbalances by putting these values into eq. (1). In this way we compute the optimal diversity in our experiments to determine the moment when the diversity of a Pareto-optimal population becomes optimal.  $\square$

The most important outcome of Lemma 2 for our theoretical investigation is that for each position  $i$  to have an optimal imbalance  $b(i) = b_{\text{opt}}(i)$  in this position in a Pareto-optimal population, we need to have a particular number of 1-bits in position  $i$  among the  $m(i)$  individuals from  $M(i)$ .

With this observation we say that the  $i$ -th bit of an individual of a Pareto-optimal population with fitness in  $M(i)$  is *wrong*, if it has a majority (in the whole population) value of the bits in this position. Otherwise it is *right*. Note that we use this notation only for the bits of individuals with fitness in  $M(i)$ . The following two lemmas show, how many wrong bits we have in a position depending on its imbalance and how the wrong bits help us to improve the imbalance.

**Lemma 3.** *For any position  $i \in [1..n]$  the number of wrong bits in this position is at least  $\frac{b(i) - b_{\text{opt}}(i)}{2}$ .*

*Proof.* If  $b(i) = b_{\text{opt}}(i)$ , then the lemma is trivial. If  $b(i) > b_{\text{opt}}(i) \geq 0$ , then the numbers of 1-bits and 0-bits in position  $i$  are not equal. W.l.o.g. assume that we have more 1-bits in position  $i$ , and therefore, wrong bits are also 1-bits. Then, if we have  $m'(i) \geq 0$  wrong bits, the imbalance of position  $i$  is

$$\begin{aligned} b(i) &= |n_1(i) - n_0(i)| = n_1(i) - n_0(i) \\ &= m_1(i) + m'(i) - m_0(i) - (m(i) - m'(i)) \\ &= 2m'(i) + m_1(i) - m_0(i) - m(i) \\ &\leq 2m'(i) + |m_1(i) - m_0(i)| - m(i) \\ &\leq 2m'(i) + b_{\text{opt}}(i), \end{aligned}$$



where the last step used the definition of  $b_{\text{opt}}(i)$  given in eq. (1). Therefore,

$$2m'(i) \geq b(i) - b_{\text{opt}}(i).$$

The similar argument can be used when we have more 0-bits than 1-bits in position  $i$ .  $\square$

**Lemma 4.** *Consider some arbitrary  $i \in [1..n]$  and a Pareto-optimal population of  $\text{LOTZ}_k$ . If we have  $b(i) > b_{\text{opt}}(i)$  and have  $m'(i) > 0$  individuals in  $M(i)$  with a wrong bit in position  $i$ , then replacing any of such individuals with the same bit string, but with a different bit value in position  $i$  would reduce  $b(i)$  by two. The probability that the  $\text{GSEMO}_D$  does it in one iteration is at least  $\frac{m'(i)}{ekn^2}$ .*

*Proof.* We first show that from condition  $b(i) > b_{\text{opt}}(i)$  it follows that  $b(i) \geq 2$ . For the odd population sizes we have  $b(i) > b_{\text{opt}}(i) \geq 1$  and for the even population sizes we have  $b(i) > 0$  and also have  $b(i)$  is always even (since the oddity of  $|n_1(i) - n_0(i)|$  is the same as the oddity of  $(n_1(i) + n_0(i))$ ), hence  $b(i) \geq 2$ .

W.l.o.g. we assume that in position  $i$  we have more 1-bits than 0-bits, thus the wrong bits are all ones. If we replace an individual with a wrong bit in position  $i$  with an individual, which is different from it only in this position, we do not change the imbalance in any other position than  $i$ . In position  $i$  we reduce the number of 1-bits and increase the number of 0-bits by one. Let  $b'(i)$  be the imbalance of position  $i$  after the replacement. Since  $b(i) \geq 2$ , then we have that  $n_1(i) \geq n_0(i) + 2$ . Hence after the replacement, we have

$$\begin{aligned} b'(i) &= |(n_1(i) - 1) - (n_0(i) + 1)| \\ &= n_1(i) - n_0(i) - 2 = b(i) - 2. \end{aligned}$$

To generate such an individual, the  $\text{GSEMO}_D$  might choose one of  $m'(i)$  individuals with a wrong bit in position  $i$  as a parent, and flip only the  $i$ -th bit in them. Since by Lemma 1 the population size is at most  $nk$ , the probability of this event is at least  $\frac{m'(i)}{nk} \cdot \frac{1}{n} (1 - \frac{1}{n})^{n-1} \geq \frac{m'(i)}{ekn^2}$ .  $\square$

## 4 Runtime Analysis of Covering All Fitness Values

In this section we analyze the first stage of the algorithm, namely how it gets a Pareto-optimal population which contains all feasible solutions. The main result of this section is the following theorem. We note that although it is formulated for the  $\text{GSEMO}_D$ , the proof does not use the tie breaking rule in any of the arguments, hence this upper bound also holds for the  $\text{GSEMO}$ .

**Theorem 1.** *The expected runtime until the  $\text{GSEMO}_D$  finds all feasible solutions of  $\text{LOTZ}_k$  is  $O(kn^3)$ .*

*Proof.* We split the analysis into three phases. The first phase is from the initial population until we find a feasible solution. The second phase lasts until for each  $\text{LEADINGONES}$  value we have at least one feasible solution in the population. And the third phase lasts until we find all feasible solutions. We note that once a feasible solution gets into a population of  $\text{GSEMO}_D$ , its fitness value will always be present in the population, since this solution is never dominated by any other solution.

**Phase 1:** from initial solution to a feasible solution. Let  $X_t$  be  $\max_{x \in P_t} (\text{LO}(x) + \text{TZ}(x))$ , where  $P_t$  is the population in the beginning of iteration  $t$ . During this phase we have  $X_t < n - k$  and the phase ends as soon as we get  $X_t > n - k$ . We also note that  $X_t$  never decreases with  $t$ , since for any two bit strings  $x, y$  it is impossible for  $y$  to dominate  $x$  when  $\text{LO}(x) + \text{TZ}(x) > \text{LO}(y) + \text{TZ}(y)$ , hence any point  $x$  can be removed from the population only by accepting a point with an equal or larger  $\text{LO} + \text{TZ}$  value.

To get  $X_{t+1} > X_t$  after iteration  $t$  we can choose an individual  $x$  with maximum value of  $(\text{LO}(x) + \text{TZ}(x))$  as a parent (or any such individual, if there are more than one) and increase either its  $\text{LO}$  value by flipping the first 0-bit in it (and not flipping any other bit) or its  $\text{TZ}$  value by flipping its last 1-bit (and not flipping any other bit). Since we use standard bit mutation, the probability to flip only one of two particular bits is at least  $\frac{2}{n} (1 - \frac{1}{n})^{n-1} \geq \frac{2}{en}$ . By Lemma 1, during this phase the population size in iteration  $t$  is at most  $X_t + 1$ , hence the probability to choose such  $x$  as a parent is at least  $\frac{1}{X_t + 1}$ . Therefore, the probability to increase  $X_t$  is at least  $\frac{2}{en(X_t + 1)}$ . Hence, if  $X_t = s$ , then the expected number of iterations until we get a larger  $X_t$  is  $\frac{en(s+1)}{2}$ . For each  $s$  we increase this value at most once, hence the expected runtime until we get a feasible solution is at most

$$\sum_{s=0}^{n-k-1} \frac{en(s+1)}{2} = \frac{en}{2} \cdot \frac{(n-k)(n-k+1)}{2} \leq \frac{en^3}{4}.$$

**Phase 2:** finding a feasible solution for each LO value. In this phase we denote by  $F_t \subset P_t$  the set of feasible solutions in the population and by  $L_t = \{\text{LO}(x)\}_{x \in F_t}$  the set of different LO values which are present in  $F_t$ . We estimate the expected time  $\tau$  until we find a feasible bit string  $x$  with  $\text{LO}(x)$  not in  $L_t$ . We distinguish two cases.

*Case 1:*  $\max\{L_t\} < n$ . In this case we can choose an individual  $x$  from  $F_t$  with the maximum LO value as a parent and flip its first 0-bit. This would create an individual  $x'$ , which has  $\text{TZ}(x') = \text{TZ}(x)$  and  $\text{LO}(x') > \text{LO}(x)$ , hence it is feasible and it adds a new LO value to  $L_t$ . The probability to chose such an individual is at least  $\frac{1}{nk}$ , since the population size is at most  $nk$  by Lemma 1. The probability to flip only one particular bit is  $\frac{1}{n}(1 - \frac{1}{n})^{n-1} \geq \frac{1}{en}$ . Hence, the probability to extend  $L_t$  is at least  $\frac{1}{ekn^2}$ , and  $\tau \leq ekn^2$  in this case.

*Case 2:*  $\max\{L_t\} = n$ . In this case we have at least one LO value  $\ell \in L_t$  for which we have  $(\ell + 1) \in L_t$ . Consider an individual  $x \in F_t$  with  $\text{LO}(x) = \ell + 1$ . If there are several such individuals let  $x$  be the one with the largest  $\text{TZ}(x)$  value.

If  $\text{TZ}(x) > n - k - \text{LO}(x)$ , then  $(\text{LO}(x) - 1, \text{TZ}(x)) = (\ell, \text{TZ}(x))$  is a feasible fitness value. Hence, if we choose  $x$  as a parent and flip a 1-bit in position  $\ell + 1$ , then we get a feasible individual  $x'$  with  $\text{LO}(x') = \ell$  and  $\text{TZ}(x') = \text{TZ}(x)$  (such that  $\text{LO}(x') + \text{TZ}(x') \geq n - k$ ), which adds  $\ell$  to  $L_t$ . The probability to do that (similar to the previous case) is  $\frac{1}{ekn^2}$ , and therefore,  $\tau \leq ekn^2$ .

If  $\text{TZ}(x) = n - k - \text{LO}(x)$ , then if we just reduce  $\text{TZ}$  value of  $x$ , we get an infeasible individual. However, we can chose  $x$  as a parent and flip its last 1-bit. This gives us an individual  $x'$  with  $\text{LO}(x') = \text{LO}(x)$  and  $\text{TZ}(x') \geq \text{TZ}(x) + 1$ . Hence, this individual is feasible, and adding it into the population gives us an individual which satisfies  $\text{TZ}(x') > n - k - \text{LO}(x')$  and  $\text{LO}(x') = \ell + 1$ , hence after obtaining it we will need at most  $ekn^2$  expected iterations to add  $\ell$  to  $L_t$ , as it has been shown in the previous paragraph. The probability to create such  $x'$  is at least  $\frac{1}{ekn^2}$ , and expected runtime until it happens is at most  $ekn^2$ . Hence, in the worst scenario in Case 2 we have  $\tau \leq 2ekn^2$ .

To get all LO values in  $L_t$  we need to extend  $L_t$  for at most  $n$  times, hence the expected time of Phase 2 is at most  $2ekn^3$ .

**Phase 3:** covering all TZ values for each LO value. Consider some arbitrary LO value  $\ell \in [0..n]$  and let  $S$  be a set of individuals  $x$  in the population with  $\text{LO}(x) = \ell$ . There are two possible cases of how we can extend  $S$  (that does not yet contain all possible TZ values), which depend on the maximum TZ value  $s$  among individuals in  $S$ .

*Case 1:*  $s < n - \ell$ , then we can create a bit string with  $\text{LO} = i$  and  $\text{TZ} > s$  by selecting the individual with  $\text{LO} = i$  and  $\text{TZ} = s$  (the probability of this is at least  $\frac{1}{nk}$ ) and flip the last 1-bit in it without flipping any other bit (the probability of this is at least  $\frac{1}{en}$ ). Hence, we create an individual with  $\text{LO} = \ell$  and with an unseen TZ value with probability at least  $\frac{1}{ekn^2}$ .

*Case 2:*  $s = n - \ell$  (which is the maximum TZ value for LO value  $\ell$ ), then we can create a bit string  $x$  with  $\text{LO}(x) = \ell$  and a new uncovered TZ value  $j < n - \ell - 1$  by selecting the individual with  $\text{LO} = \ell$  and  $\text{TZ} = s$  and flipping a 0-bit in position  $n - \ell$  in it. The probability of this is at least  $\frac{1}{ekn^2}$ .

We now consider  $2ekn^3$  consecutive iterations. Let  $k'$  be the number of uncovered TZ values which are missing in  $S$  in the beginning of these iterations. Note that  $k' \leq k \leq n$ . The event when we create a bit string with an uncovered TZ value for the fixed LO value  $\ell$  happens in each of the  $2ekn^3$  iterations with probability at least  $\frac{1}{ekn^2}$  until we cover all  $k'$  uncovered TZ values. Hence, the number of such events during these iterations dominates a random variable  $X \sim \min(k', Y)$ , where  $Y \sim \text{Bin}(2ekn^3, \frac{1}{ekn^2})$ . During this series of iterations we have less than  $k'$  such events with probability at most  $\Pr[X \leq k'] = \Pr[Y \leq k'] \leq \Pr[Y \leq n]$ . Since  $E[Y] = 2n$ , by the Chernoff bound the latter probability is at most

$$\Pr\left[Y \leq \left(1 - \frac{1}{2}\right) E[Y]\right] \leq \exp\left(-\frac{\frac{1}{4}E[Y]}{3}\right) = e^{-n/6}.$$

By the union bound over all  $(n - 1)$  different LO values<sup>1</sup> the probability that after  $2ekn^3$  iteration we have at least one such value with a non-covered TZ value is at most  $(n - 1)e^{-n/12} = o(1)$ . Hence, the expected number of such phases of length  $2ekn^3$  which we need to cover all feasible solutions is  $(1 + o(1))$ . Therefore, the expected time of Phase 4 is  $2e(1 + o(1))kn^3$ .

Summing up the expected times of each phase, we obtain that the expected runtime is at most

$$\frac{en^3}{4} + 2ekn^3 + 2e(1 + o(1))kn^3 = O(kn^3).$$

<sup>1</sup>We exclude values  $n$  and  $n - 1$ , for which we have only one feasible pair and hence for those LO values all TZ values are covered after the second phase.

□

## 5 Runtime Analysis of Diversity Optimization

In this section we analyze, how much time it takes the  $\text{GSEMO}_D$  to find a population with the optimal diversity after it has already found a population of all feasible solutions. We start with the following theorem for the total imbalance measure.

**Theorem 2.** *Consider a run of the  $\text{GSEMO}_D$  on  $\text{LOTZ}_k$ , which minimizes a diversity measure  $D(P) = \sum_{i=1}^n b(i)$  and which starts with population  $P_0$  that covers all feasible fitness values. Then the expected runtime until the  $\text{GSEMO}_D$  finds a population with the best possible diversity is  $O(kn^2 \ln(n))$ .*

*Proof.* Let  $P_t$  be a population of the  $\text{GSEMO}_D$  in the beginning of iteration  $t$  and let  $\phi_t(i)$  be the difference between the imbalance of position  $i$  and its optimal imbalance in  $P_t$ , that is,  $\phi_t(i) := b(i) - b_{\text{opt}}(i)$ . Let also  $\Phi_t := \sum_{i=1}^n \phi_t(i)$ , which we call the *potential* of population in iteration  $t$ . Note that the potential decreases strongly monotone with the diversity  $D(P_t)$  and hence no population increasing the potential is accepted. When  $\Phi_t = 0$ , it implies that all  $\phi_t(i) = 0$ , and therefore, population  $P_t$  has an optimal diversity. Therefore, to estimate the runtime of the  $\text{GSEMO}_D$ , we need to estimate the time until  $\Phi_t$  becomes zero.

Note that for each  $i$  the imbalance of position  $i$  is defined by the  $i$ -th bits of individuals with fitness in  $M(i)$ , hence the maximum difference of  $b(i)$  and  $b_{\text{opt}}(i)$  is  $m(i)$  which by Lemma 2 is at most  $k^2$ . Therefore, each  $\phi_t(i)$  is at most  $k^2$  and thus,  $\Phi_t$  is at most  $nk^2$ .

By Lemma 4, the probability to reduce  $\phi_t(i)$  by two in one iteration is at least  $\frac{m'(i)}{ekn^2}$ , where we recall that  $m'(i)$  is the number of wrong bits in position  $i$ . By Lemma 3 we have  $m'(i) \geq \frac{\phi_t(i)}{2}$ , hence the probability to reduce  $\phi_t(i)$  by two is at least  $\frac{\phi_t(i)}{2ekn^2}$ . The probability to reduce  $\Phi_t$  by two is at least the probability that we reduce at least one  $\phi_t(i)$  by two. Since the events considered in Lemma 4 are disjoint for different positions, we have

$$\Pr[\Phi_t - \Phi_{t+1} = 2] \geq \sum_{i=1}^n \frac{\phi_t(i)}{2ekn^2} = \frac{\Phi_t}{2ekn^2}.$$

For each value  $\Phi_t$  we reduce this value at most once, since  $\Phi_t$  does not increase. Conditional on  $\Phi_t = s$ , the probability to reduce it is at least  $\frac{s}{2ekn^2}$ , and the expected time until we reduce  $\Phi_t$  is at most  $\frac{2ekn^2}{s}$ . Since  $\Phi_t$  can only take integer values from  $[1..nk^2]$  before we find the optimum, the total expected runtime until we find the optimal population is at most the sum of the runtimes to reduce each of the possible values of  $\Phi_t$ , that is,

$$\begin{aligned} E[T] &\leq \sum_{s=1}^{nk^2} \frac{2ekn^2}{s} \leq 2ekn^2(\ln(nk^2) + 1) \\ &\leq 2ekn^2(3 \ln(n) + 1) = O(kn^2 \ln(n)). \end{aligned}$$

□

Note that Theorem 2 gives an upper bound which is asymptotically smaller than the upper bound on the runtime until the  $\text{GSEMO}_D$  finds all feasible solutions, which by Theorem 1 is  $O(kn^3)$ , hence the expected runtime until the  $\text{GSEMO}_D$  finds a population of all feasible solutions with an optimal diversity starting from a random bit string is also  $O(kn^3)$ .

The second diversity measure which we consider in this paper is the vector of position imbalances sorted in descending order and which is to be minimized lexicographically. For this diversity measure we show the following theorem.

**Theorem 3.** *Consider a run of the  $\text{GSEMO}_D$  on  $\text{LOTZ}_k$ , which starts with population  $P_0$ , which covers all feasible fitness values, and which minimizes diversity measure  $D(P) = (b(\sigma(i)))_{i=1}^n$ , where  $\sigma$  is a permutation of positions  $[1..n]$  in descending order of their imbalances. Then the expected runtime until the  $\text{GSEMO}_D$  finds a population with the best possible diversity is  $O(k^2 n^3 \log(n))$ .*

*Proof.* Let  $P_t$  be the population of the  $\text{GSEMO}_D$  in the beginning of iteration  $t$  and let  $\Phi_t = \max_{i: b(i) > b_{\text{opt}}(i)} b(i)$ , that is, the first element of  $D(P_t)$  which can be reduced. Note that  $\Phi_t$  never increases, since this would result into a lexicographically larger sorted vector of imbalances. Let also  $\Psi_t$  be the number of positions with imbalance  $\Phi_t$  in

iteration  $t$ , the imbalance of which can be reduced. If at some iteration  $t$  we have  $\Phi_t = s$ , then  $\Psi_t$  does not increase until  $\Phi_t$  is reduced, otherwise we would get a lexicographically larger vector of imbalances. Hence if we define the potential as a pair  $(\Phi_t, \Psi_t)$ , then it never increases in lexicographical sense.

We find the optimum as soon as we reach the minimum potential, when  $\Phi_t = \delta$  (which is either one or zero depending on the population size oddity) and  $\Psi_t = 0$ . The maximum value of  $\Phi_t$  is the maximum imbalance of any position, which is at most the population size, hence  $\Phi_0 \leq nk$ . The maximum value of  $\Psi_t$  is  $n$ , since we have  $n$  positions in total.

To decrease  $\Phi_t$  we can first decrease  $\Psi_t$  to one and then decrease the imbalance of the only position  $i$  which has imbalance  $b(i) = \Phi_t > b_{\text{opt}}(i)$ . To decrease  $\Psi_t$  by one we can decrease the imbalance of any of  $\Psi_t$  positions which have the maximum non-optimal imbalance. Consider one of these positions  $i$ . By Lemma 4, the probability to decrease its imbalance is at least  $\frac{1}{ekn^2}$ , since by Lemma 3 there is at least one individual with a wrong bit in this position. The probability that we decrease the imbalance of any of  $\Psi_t$  positions is therefore at least  $\frac{\Psi_t}{ekn^2}$ . Hence, if  $\Psi_t = s$ , then the expected number of iterations until we decrease it by one is at most  $\frac{ekn^2}{s}$ . When  $\Psi_t = 1$ , the expected runtime until we decrease the imbalance of this position is  $ekn^2$ . Hence, summing up the expected runtime to decrease  $\Psi_t$  for all possible values of it we get an upper bound on the expectation of runtime  $T'$  until we decrease the value of  $\Phi_t$ .

$$E[T'] \leq \sum_{s=1}^n \frac{ekn^2}{s} \leq ekn^2(\ln(n) + 1).$$

We can reduce the value of  $\Phi_t$  at most  $nk$  times until we reach the optimal diversity, hence the total expected runtime until we find a population with the optimal diversity is at most

$$E[T] \leq knE[T'] = ek^2n^3(\ln(n) + 1) = O(k^2n^3 \log(n)).$$

□

We note that when we optimize the diversity measured by the sorted imbalances vector, the total imbalance might increase. This happens, when we decrease the imbalance of some position  $i$ , but also increase imbalances of positions which at the moment have smaller imbalances than position  $i$ . This situation resembles optimization of the BINVAL benchmark function with the  $(1 + 1)$  EA, for which ONEMAX value can increase, but it does not slow down the optimization [27]. This analogy makes us optimistic that it takes much less time to optimize this sorted imbalances vector than our upper bound in Theorem 3, and the results of the experiments shown in the next section support this optimism. However, the main problem with proving it is that imbalances can be changed in large chunks, when we replace one individual with a one-bit mutation of another, but not of itself.

## 6 Experiments

In this section we show the results of our empirical study. We run the GSEMO<sub>D</sub> on LOTZ<sub>k</sub> on different problem sizes and with different values of  $k$ . We used  $n \in \{2^3, 2^4, 2^5, 2^6, 2^7\}$  and for each  $n$ , except  $n = 2^7$ , we used  $k \in \{2, 4, \lfloor \sqrt{n} \rfloor, \frac{n}{2}, n\}$ . For the largest  $n = 2^7$  we used only  $k \in \{2, 4, \sqrt{n}\}$ . We used both diversity measures (the total imbalance and the sorted balances vector) and made 128 runs (this number gives us enough confidence in that the mean runtime does not deviate too much from its expectation) of GSEMO<sub>D</sub> for each parameter setting and each diversity measure. In our experiments we do not initialize random seed, that is, it was initialized with the timestamp at the moment of starting the experiments.

All plots in this section show the mean runtimes over 128 runs and they have errorbars which indicate the standard deviation. All of them are normalized by the upper bound from Theorem 1 on the time of the first phase of the optimization, that is, by  $kn^3$ .

### 6.1 Sum of imbalances

The results of the runs when the GSEMO<sub>D</sub> minimized the sum of total imbalances are shown in the left plot in Figure 3. In this figure we see that all the normalized runtimes (both the runtimes until we obtain a Pareto-optimal population, indicated by the dashed lines, and runtimes until the optimal diversity, indicated by the solid lines) are decreasing, which suggests that the asymptotical upper bound might be even smaller than  $O(kn^3)$ , but not by a large factor.

We observe that the runtime required by the algorithm to get an optimal diversity after computing a Pareto optimal population is small compared to the runtime required to find a Pareto optimal population for the first time. This

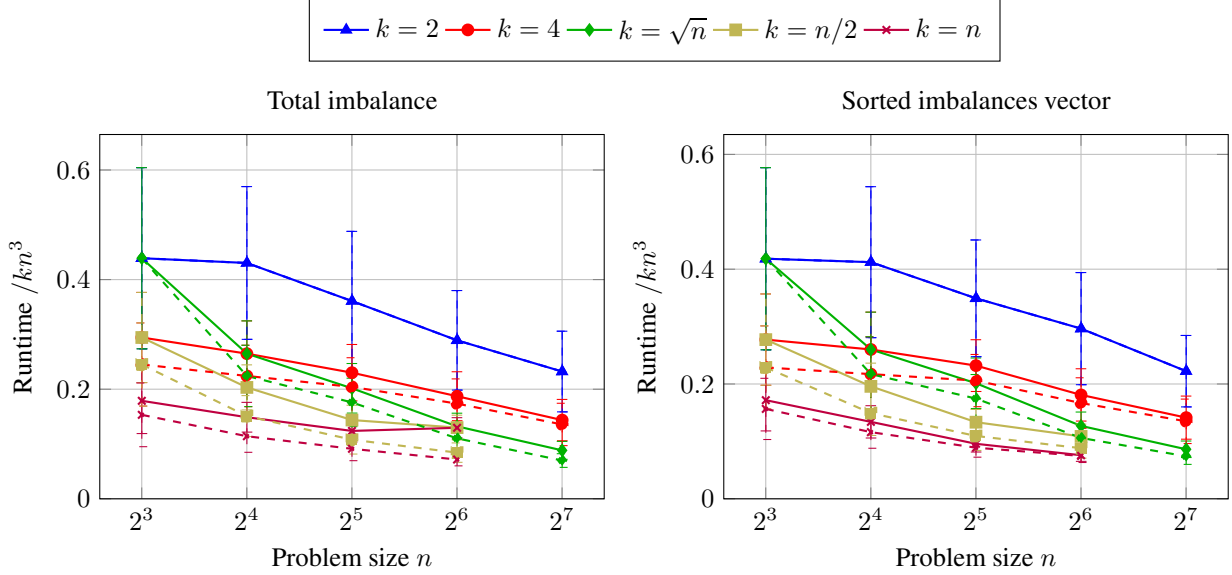


Figure 3: The normalized runtimes of the  $\text{GSEMO}_D$  when optimizing the total imbalance diversity (on the left) and the sorted imbalances vector (on the right). The dashed lines show the time until a Pareto-optimal population is found and the solid lines show the time until an optimal diversity is obtained. All runtimes are normalized by  $kn^3$ , which is asymptotically the same as the upper bound shown in Theorem 1.

matches the ratio between the upper bounds shown in Theorems 1 and 3, however, we note that without a proof of the lower bound for the first stage (until we cover the Pareto front) we cannot state that the runtime of the second stage (that is, after finding a Pareto optimal population) is a small fraction of the total runtime.

Also, note that for  $k = 2$  both lines coincide. This is because for any fitness pair  $(f_{LO}, f_{TZ})$  such that  $f_{LO} + f_{TZ} = n - 2$  there exists only one bit string with this fitness, hence there exists a unique Pareto optimal population, which therefore has an optimal diversity.

## 6.2 Sorted Imbalances Vector

The results of the runs when the  $\text{GSEMO}_D$  minimized the vector of imbalances, sorted in descending order, are shown in the right plot in Figure 3. In this figure we see that all the normalized runtimes are decreasing, which suggests that the asymptotical upper bound might be even smaller than  $O(kn^3)$ , but not by a large factor. This also indicates that the upper bound on the diversity optimization time given in Theorem 3 is not tight and in practice the runtime required for the diversity optimization is not larger than the runtime needed for finding a Pareto-optimal population. For large values of  $k$  the runtime of the diversity optimization is even smaller than it is for the total imbalance.

## 7 Conclusion

In this paper, we have shown that optimizing a diversity with EAs in a multi-objective setting might be easy compared to the time needed for the computation of the Pareto front. We showed that a simple tie-breaking rule implemented into the GSEMO can effectively find the best possible diversity of a Pareto-optimal population. This lines up with the result of [24] for the ONEMINMAX problem, even though the main source of diversity improvements is different in their setting (in [24] and also in [23] the proofs relied on two-bits flips which improve the diversity). Our analysis is also the first one performed on a multi-objective problem with more than two objectives, which demonstrates that evolutionary algorithms can be effective within such a multi-dimensional domain, where the main factor which slows down the optimization is usually a big size of the Pareto front.

The results, however, raise a question, which diversity measures are the fastest to optimize. As we see from our results, although the two considered measures share the set of populations which have the optimal diversity, they are optimized with  $\text{GSEMO}_D$  in different ways. In practice the difference might be even larger, since the diversity is also optimized

in the earlier stages of optimization, that is, before we find a Pareto optimal population, and this difference might be of particular interest for using EDO in practice.

## Acknowledgements

This work has been supported by the Australian Research Council through grants DP190103894 and FT200100536.

## References

- [1] Tesshu Hanaka, Masashi Kiyomi, Yasuaki Kobayashi, Yusuke Kobayashi, Kazuhiro Kurita, and Yota Otachi. A framework to design approximation algorithms for finding diverse solutions in combinatorial problems. In *AAAI Conference on Artificial Intelligence, AAAI 2023*, pages 3968–3976. AAAI Press, 2023.
- [2] Tesshu Hanaka, Yasuaki Kobayashi, Kazuhiro Kurita, See Woo Lee, and Yota Otachi. Computing diverse shortest paths efficiently: A theoretical and experimental study. In *AAAI Conference on Artificial Intelligence, AAAI 2022*, pages 3758–3766. AAAI Press, 2022.
- [3] Linnea Ingmar, Maria Garcia de la Banda, Peter J. Stuckey, and Guido Tack. Modelling diversity of solutions. In *AAAI Conference on Artificial Intelligence, AAAI 2020*, pages 1528–1535. AAAI Press, 2020.
- [4] Michael Katz and Shirin Sohrabi. Reshaping diverse planning. In *AAAI Conference on Artificial Intelligence, AAAI 2020*, pages 9892–9899. AAAI Press, 2020.
- [5] Adel Nikfarjam, Ralf Rothenberger, Frank Neumann, and Tobias Friedrich. Evolutionary diversity optimisation in constructing satisfying assignments. In *Genetic and Evolutionary Computation Conference, GECCO 2023*, pages 938–945. ACM, 2023.
- [6] Per Galle. Branch & sample: A simple strategy for constraint satisfaction. *BIT*, 29(3):395–408, 1989.
- [7] Robert W. Haessler and Paul E. Sweeney. Cutting stock problems and solution procedures. *European Journal of Operational Research*, 54:141–150, 1991.
- [8] Liane Makatura, Minghao Guo, Adriana Schulz, Justin Solomon, and Wojciech Matusik. Pareto gamuts: exploring optimal designs across varying contexts. *ACM Transactions on Graphics*, 40(4):171:1–171:17, 2021.
- [9] Thomas Pierrot, Guillaume Richard, Karim Beguir, and Antoine Cully. Multi-objective quality diversity optimization. In *Genetic and Evolutionary Computation Conference, GECCO 2022*, pages 139–147. ACM, 2022.
- [10] Wanru Gao, Samadhi Nallaperuma, and Frank Neumann. Feature-based diversity optimization for problem instance classification. *Evolutionary Computation*, 29(1):107–128, 2021.
- [11] Bradley Alexander, James Kortman, and Aneta Neumann. Evolution of artistic image variants through feature based diversity optimisation. In *Genetic and Evolutionary Computation Conference, GECCO 2017*, pages 171–178. ACM, 2017.
- [12] Aneta Neumann, Wanru Gao, Carola Doerr, Frank Neumann, and Markus Wagner. Discrepancy-based evolutionary diversity optimization. In *Genetic and Evolutionary Computation Conference, GECCO 2018*, pages 991–998. ACM, 2018.
- [13] Aneta Neumann, Wanru Gao, Markus Wagner, and Frank Neumann. Evolutionary diversity optimization using multi-objective indicators. In *Genetic and Evolutionary Computation Conference, GECCO 2019*, pages 837–845. ACM, 2019.
- [14] Adel Nikfarjam, Jakob Bossek, Aneta Neumann, and Frank Neumann. Entropy-based evolutionary diversity optimisation for the traveling salesperson problem. In *Genetic and Evolutionary Computation Conference, GECCO 2021*, pages 600–608. ACM, 2021.
- [15] Adel Nikfarjam, Jakob Bossek, Aneta Neumann, and Frank Neumann. Computing diverse sets of high quality TSP tours by eax-based evolutionary diversity optimisation. In *Foundations of Genetic Algorithms, FOGA 2021*, pages 9:1–9:11. ACM, 2021.
- [16] Anh Viet Do, Mingyu Guo, Aneta Neumann, and Frank Neumann. Analysis of evolutionary diversity optimization for permutation problems. *ACM Transactions on Evolutionary Learning and Optimization*, 2(3):11:1–11:27, 2022.
- [17] Adel Nikfarjam, Aneta Neumann, and Frank Neumann. Evolutionary diversity optimisation for the traveling thief problem. In *Genetic and Evolutionary Computation Conference, GECCO 2022*, pages 749–756. ACM, 2022.

- [18] Jakob Bossek and Frank Neumann. Evolutionary diversity optimization and the minimum spanning tree problem. In *Genetic and Evolutionary Computation Conference, GECCO 2021*, pages 198–206. ACM, 2021.
- [19] Aneta Neumann, Sharlotte Gounder, Xiankun Yan, Gregory Sherman, Benjamin Campbell, Mingyu Guo, and Frank Neumann. Diversity optimization for the detection and concealment of spatially defined communication networks. In *Genetic and Evolutionary Computation Conference, GECCO 2023*, pages 1436–1444. ACM, 2023.
- [20] Wanru Gao and Frank Neumann. Runtime analysis for maximizing population diversity in single-objective optimization. In *Genetic and Evolutionary Computation Conference, GECCO 2014*, pages 777–784. ACM, 2014.
- [21] Aneta Neumann, Jakob Bossek, and Frank Neumann. Diversifying greedy sampling and evolutionary diversity optimisation for constrained monotone submodular functions. In *Genetic and Evolutionary Computation Conference, GECCO 2021*, pages 261–269. ACM, 2021.
- [22] Anh Viet Do, Mingyu Guo, Aneta Neumann, and Frank Neumann. Diverse approximations for monotone submodular maximization problems with a matroid constraint. In *International Joint Conference on Artificial Intelligence, IJCAI 2023*, pages 5558–5566. ijcai.org, 2023.
- [23] Benjamin Doerr, Wanru Gao, and Frank Neumann. Runtime analysis of evolutionary diversity maximization for oneminmax. In *Genetic and Evolutionary Computation Conference, GECCO 2016*, pages 557–564. ACM, 2016.
- [24] Denis Antipov, Aneta Neumann, and Frank Neumann. Rigorous runtime analysis of diversity optimization with GSEMO on oneminmax. In *Foundations of Genetic Algorithms, FOGA 2023*, pages 3–14. ACM, 2023.
- [25] Duc-Cuong Dang, Tobias Friedrich, Timo Kötzing, Martin S. Krejca, Per Kristian Lehre, Pietro S. Oliveto, Dirk Sudholt, and Andrew M. Sutton. Escaping local optima using crossover with emergent diversity. *IEEE Transactions on Evolutionary Computing*, 22(3):484–497, 2018.
- [26] Mark Wineberg and Franz Oppacher. The underlying similarity of diversity measures used in evolutionary computation. In *Genetic and Evolutionary Computation Conference, GECCO 2003, Part II*, Lecture Notes in Computer Science, pages 1493–1504. Springer, 2003.
- [27] Carsten Witt. Tight bounds on the optimization time of a randomized search heuristic on linear functions. *Combinatorics, Probability & Computing*, 22(2):294–318, 2013.