

White Men Lead, Black Women Help: Uncovering Gender, Racial, and Intersectional Bias in Language Agency

Yixin Wan and Kai-Wei Chang
{elaine1wan, kwchang}@cs.ucla.edu

Abstract

Social biases can manifest in language agency. For instance, White individuals and men are often described as “agentic” and achievement-oriented, whereas Black individuals and women are frequently described as “communal” and as assisting roles. This study establishes agency as an important aspect of studying social biases in both human-written and Large Language Model (LLM)-generated texts. To accurately measure “language agency” at sentence level, we propose a Language Agency Classification dataset to train reliable agency classifiers. We then use an agency classifier to reveal notable language agency biases in 6 datasets of human- or LLM-written texts, including biographies, professor reviews, and reference letters. While most prior NLP research on agency biases focused on single dimensions, we comprehensively explore language agency biases in gender, race, and intersectional identities. We observe that (1) language agency biases in human-written texts align with real-world social observations; (2) LLM-generated texts demonstrate remarkably higher levels of language agency bias than human-written texts; and (3) critical biases in language agency target people of minority groups—for instance, languages used to describe Black females exhibit the lowest level of agency across datasets. Our findings reveal intricate social biases in human- and LLM-written texts through the lens of language agency, warning against using LLM generations in social contexts without scrutiny.

1 Introduction

Social biases manifest through different levels of agency in texts describing individuals of different demographic groups, such as race and gender (Grimm et al., 2020; Polanco-Santana et al., 2021; Stahl et al., 2022; Wan et al., 2023). This is often through portraying minority groups—such as Black individuals and women—as being communal (e.g. “warm” and “helpful”), and dominant social

groups—such as White individuals and men—as being agentic (e.g. “authoritative” and “in charge of” things) (Cugno, 2020; Grimm et al., 2020).

To measure agency level in texts, previous works in social science (Akos and Kretchmar, 2016; Grimm et al., 2020; Polanco-Santana et al., 2021; Park et al., 2021) and NLP (Sap et al., 2017; Ma et al., 2020; Park et al., 2021; Stahl et al., 2022) mostly utilized string matching for words in agentic and communal lexicons. However, existing tools like string matching and sentiment classifiers often **fail to capture language agency**. Table 11 in Appendix B shows that string matching and sentiment-based approaches only yield 46.65 and 52.28 in agency classification accuracy, respectively. Table 1 provides a qualitative example: while differences in language agency are clearly observable in the texts, string matching yields 0 agentic and 0 communal words for both texts; sentiment classifier labels both sentences as “positive”, failing to identify implicit bias in agency. Wan et al. (2023) utilized a model-based method for measuring agency and related gender biases, but only in the context of reference letters. Most aforementioned studies also only focused on single dimensions of biases and single types of text, limiting the scope of analysis.

Our study refines and extends the model-based approach to capture language agency biases in a broader scope of human-written and LLM-generated texts. In addition to studying both *gender* and *racial biases*, we propose to investigate *intersectional biases in language agency*. We first contribute a sentence-level **Language Agency Classification dataset** for training effective agency classifiers. Utilizing an agency classifier trained on our dataset, we reveal **remarkable gender, racial, and intersectional biases in language agency** on 6 human-written and LLM-synthesized datasets, including biographies, professor reviews, and reference letters.

Results show that: (1) our **findings on biases**

| Occupation | Biography | String Match | | Sentiment Classifier | Agency Classifier |
|---------------------------------|---|--------------|---------|----------------------|-------------------|
| | | # Agen. | # Comm. | | |
| Male Software Engineer | Growing up in Vienna, he previously co-founded a legal marketplace startup connecting attorneys with potential clients, and has accumulated over 10 years of experience in iOS security research and app development, leading development on several high-profile projects such as ... | 0 | 0 | Positive | Agentic |
| Female Software Engineer | She is passionate about helping developers build engaging, useful experiences and services that make people, lives better. | 0 | 0 | Positive | Communal |

Table 1: Example of gender biases manifested in language agency. Agentic languages are highlighted in blue, and communal languages are highlighted in red. String matching method (columns 3 and 4) and sentiment-based approach (column 5) fail to capture the bias in language style, whereas our proposed language agency classifier successfully identifies gender bias in agency.

in human-written texts agree with previous social science discoveries. For instance, biographies of individuals with male-dominant occupations—such as pastor, architect, and software engineer—demonstrate greater extents of gender bias. This proves language agency as a reliable tool for studying biases in texts. (2) **LLM-generated texts demonstrate notably greater levels of language agency gender bias**, compared to human-written texts. (3) Both human-written and LLM-generated texts demonstrate remarkably higher language agency when describing dominant social groups—such as White men—compared to texts about minority groups—such as Black women, revealing **severe biases in language agency**. For example, reviews for Black professors—especially Black female professors—have the lowest language agency levels among faculties of all races. Black individuals also receive recommendation letters with the lowest language agency level, while White people—especially White males—receive the most agentic letters of recommendation. This study unveils critical language agency biases in human- and LLM-written biographies, professor reviews, and reference letters. Our findings warn against using model-generated texts while overlooking potential risks and harms in society. ¹

2 Related Work

2.1 Biases in Human-Written Texts

The widespread presence of gender, racial, and intersectional bias in human society has significantly impacted human language (Blodgett et al., 2020; Doughman et al., 2021). Since generative LLMs use extensive texts for training, understanding bi-

ases in texts is crucial for identifying and preventing biases in language technologies.

Bias in Biographies Wagner et al. (2016); Field et al. (2022), and Park et al. (2021) studied gender biases in Wikipedia biographies. Park et al. (2021) analyzed biases in power, agency, and sentiment words in biography pages; Wagner et al. (2016) revealed negative linguistic biases in womens’ pages. Field et al. (2022) and Adams et al. (2019) studied racial biases in editorial traits such as length and academic rank. Field et al. (2022); Adams et al. (2019) and Lemieux et al. (2023) stressed the importance of studying intersectional gender and racial biases in Wikipedia. Along similar lines, Otterbacher (2015) found that IMDB biographies for Black female actresses describe them with more heavily subjective adjectives.

Bias in Professor Reviews Schmidt visualized the extent of gendered language in RateMyProfessor reviews by string matching for gender-indicative words. Their observations align with prior findings on gender biases in student ratings for professors, revealing that instructors with female perceived gender received lower ratings than males (Roper, 2019; Macnell et al., 2014). Reid (2010) showed that professors from racial minority groups—specifically Black and Asian groups—received more negative RateMyProfessor evaluations on overall quality than White faculties. Chávez and Mitchell (2020) explored intersectional gender and racial biases in professor reviews, and found that female professors from racial minority groups received lower student evaluation scores compared to white males.

Bias in Reference Letters Trix and Psenka (2003); Cugno (2020); Madera et al. (2009); Khan et al. (2021); Liu et al. (2009); Madera et al. (2019),

¹Dataset and model checkpoints will be released upon acceptance.

and Wan et al. (2023) uncovered gender biases in letters of recommendation. For instance, Trix and Psenka (2003); Madera et al. (2009) and Madera et al. (2019) studied bias in the “excellency” of language. Morgan et al. (2013); Akos and Kretchmar (2016); Grimm et al. (2020); Powers et al. (2020); Polanco-Santana et al. (2021); Chapman et al. (2022); Girgis et al. (2023) investigated racial biases in reference letters: Girgis et al. (2023) studied biases in emotional words and language traits like tone, but did not open-source their evaluation tools; Akos and Kretchmar (2016); Grimm et al. (2020); Powers et al. (2020); Chapman et al. (2022); Polanco-Santana et al. (2021), and Chapman et al. (2022) used string matching for word-level bias analysis. For example, Powers et al. (2020) and Chapman et al. (2022) showed that racial minority groups are significantly less frequently described with standout words than their White colleagues.

Most above-mentioned works, however, studied biases in simple language traits like length, words, or sentiments (e.g. excellency, tone), which often **fail to capture biases in intricate language styles.**

2.2 Bias in Language Agency

An increasing body of recent studies have investigated biases in intricate language styles, such as language agency (Sap et al., 2017; Ma et al., 2020; Stahl et al., 2022; Wan et al., 2023).

Agentic language describes “proactive” characteristics such as speaking assertively, influencing others, and initiating tasks. **Communal language** portrays “reactive” characteristics like caring for others, providing assistance, and sustaining relationships (Madera et al., 2009; Wan et al., 2023). **Bias in language agency** can arise due to the disproportionate portrayal of agency and power, e.g. by showing women as submissive and powerless and men as assertive and dominant (Stahl et al., 2022), or by describing racial minority groups with more communal language than agentic (Grimm et al., 2020; Polanco-Santana et al., 2021).

Evaluation Akos and Kretchmar (2016); Sap et al. (2017); Ma et al. (2020); Grimm et al. (2020); Polanco-Santana et al. (2021); Park et al. (2021), and Stahl et al. (2022) measured language agency by string matching for agentic and communal verbs, and then calculate their occurrence frequencies. However, string-matching methods fail to consider the diversity and complexity of language, and could not capture implicit indicators of language agency,

as illustrated in Figure 1. Wan et al. (2023) was the first to adopt a model-based method to measure language agency gender biases in LLM-generated reference letters. Nevertheless, the scope of their analysis is constrained to the LLM-synthesized letters of recommendation.

We believe that **language agency is a common theme over a broad scope of social biases across all types of human-written and model-generated texts.** Therefore, we propose to explore gender, racial, and intersectional biases in language agency in a broader context.

3 Language Agency Bias

3.1 Definition

We define “**language agency bias**” to be the unequal representation of language agency in texts depicting people of different demographic identities, such as race and gender. Given a piece of natural language text, we calculate the agency of each sentence, and then measure language agency level as the percentage of agentic sentences within the text. Biases can then be manifested as harmful differences between the agency levels of texts about people of different genders or racial groups. Different from previous works (Sap et al., 2017; Ma et al., 2020; Stahl et al., 2022), which used string matching for agentic and communal words from pre-defined lexicons, we adopt a model-based approach through a language agency classification model, which can more accurately capture implicit language agency traits in texts. Different from Wan et al. (2023), we propose a sentence-level language agency classification dataset, and extend the scope of analysis for language agency bias to a broader scope of natural language texts, including **personal biographies, professor reviews, and reference letters.**

3.2 Language Agency Classification Dataset

We propose the **Language Agency Classification (LAC) dataset**, a ChatGPT (OpenAI, 2022)-generated and human-reannotated dataset, to build reliable and accurate agency classifiers for identifying biases in language agency.

3.2.1 Dataset Collection

To collect agentic and communal sentences, we first preprocess a personal biography dataset (Lébreton et al., 2016) into sentences, then use ChatGPT to paraphrase each sentence into an agentic version

and a communal version. Next, we invite 2 human annotators to re-label each data as “agentic”, “communal”, or “neutral”. Full details for constructing the LAC dataset are in Appendix A.

3.2.2 Dataset Statistics

Inter-Annotator Agreement We consider ChatGPT’s categorization of agentic and communal paraphrases as its classification labels. Then, we calculate Fleiss’s Kappa score (Feinstein and Cicchetti, 1990) between ChatGPT’s labeling and the two main human annotators. The reported Fleiss’s Kappa score is 0.71, proving the satisfactory quality of our proposed LAC dataset. Observing a significantly smaller number of “neutral” entries compared to the 2 other labels, we remove all “neutral” entries in the dataset, achieving a new Fleiss’s Kappa score of 0.90 for the final LAC dataset.

Dataset Split We split the annotated and aggregated dataset into Train, Test, and Validation sets with a 0.8, 0.1, 0.1 ratio. Detailed statistics of each split are in Appendix A, Table 9.

4 Experiments

4.1 Training Language Agency Classifiers

We experiment with both discriminative and generative models as base models for training language agency classifiers. For discriminative model, we experiment with BERT (Devlin et al., 2018) and RoBERTa (Liu et al., 2019). For generative model, we experiment with the Reinforcement Learning with Human Feedback (RLHF)-tuned Llama2 for dialogue use cases (Touvron et al., 2023). Appendix B provides details of training and inferring the classifiers, in which Table 11 reports classifier performances. Based on model performance on LAC dataset’s test set, we choose the fine-tuned BERT model as the language agency classifier in further experiments.

4.2 Revealing Language Agency Biases

4.2.1 Datasets

We experimented with 6 datasets—including biographies, professor reviews, and reference letters—to reveal gender, racial, and intersectional biases through the lens of language agency. 3 of the datasets were publicly accessible; due to a lack of data with racial information, we use ChatGPT to synthetically generate the rest 3 of the datasets with racial information. Details of all datasets are in Appendix C, Table 12.

Personal Biographies To study language agency gender biases, we use Bias in Bios De-Arteaga et al. (2019), a biography dataset extracted from Wikipedia pages. Since the biography data for different professions are significantly imbalanced, we randomly sample 120 biographies for each gender for each of the professions. A full list of professions in the pre-processed dataset is in Appendix C, Table 13. Since the dataset of Wikipedia-based human-written biographies does not include racial information, we follow the Context-Less Generation (CLG) setting in Wan et al. (2023) and utilize ChatGPT to generate a biographies dataset for males and females of 4 racial groups: *White*, *Black*, *Hispanic*, and *Asian*. We then use this dataset to study gender, racial, and intersectional language agency biases in LLM-generated biographies.

Professor Reviews We investigate language agency bias in human-written professor reviews using an open-access sample dataset of student-written reviews for professors², which was web-crawled from the RateMyProfessor website³. We begin preprocessing by removing the majority of data entries without professors’ gender information. Since the remaining data is scarce and unevenly distributed across genders and departments, we remove data from departments with less than 10 reviews for male or female professors. No further re-sampling or balancing is conducted on the remaining dataset, since that would remove most data entries. A full list of departments and corresponding gender distributions of professor reviews in the pre-processed dataset is provided in Appendix C, Table 14. Since the RateMyProfessor dataset does not include racial information, we again used ChatGPT under the CLG setting to generate a professor review dataset with synthetic comments for male and female professors of the 4 above-mentioned racial groups, and from the same set of departments as in the RateMyProfessor data. Then, we use the dataset to comprehensively study language agency biases in model-synthesized professor reviews.

Reference Letters We analyze language agency gender bias using the ChatGPT-generated reference letter dataset in Wan et al. (2023)’s work. Since Wan et al. (2023)’s dataset does not include racial information, we again adopted the CLG approach and employed ChatGPT to generate a reference letter dataset for individuals, with both gender

²https://github.com/x-zhe/RateMyProfessor_Sample_Dataset

³<https://www.ratemyprofessors.com/>

and racial specifications. We then used this synthetic dataset to investigate language agency bias in gender, race, and intersectional identities in LLM-generated letters of recommendation.

4.2.2 Reported Metrics

For each dataset for experiments, we first calculate the average percentage of agentic and communal sentences in texts describing different social groups. We then mainly report the **average ratio gap between agentic and communal sentences**, to better reflect the overall language agency level. For gender bias evaluation, we further conducted statistical t-testing with alternative hypothesis (H_1) being that male texts are higher in agency level than female texts, and null hypothesis (H_0) being no significant agency differences. Statistical testing results are in Appendix D, Table 18.

4.3 Results

Below, we illustrate experiment results revealing different aspects of language agency biases. All results are averaged on random seeds 0, 1, and 2.

4.3.1 Gender Bias

Table 2 shows results of gender bias on the 6 human-written and LLM-generated datasets. Across all datasets, texts describing males are remarkably higher in language agency level than those describing females. Additionally, **language agency gender biases found on human-written texts in our study align with findings of social science studies**, showing that language agency is effective in capturing biases in implicit language styles. Furthermore, both ratio-based (Table 2) and statistical testing results (Appendix D Table 18) show that **LLM-generated texts demonstrate more severe language agency gender biases than human-written texts**. To better visualize overall results on the 3 LLM-generated datasets, we use 3 Kernel Density Estimate graphs in the upper row of Figure 2. We observe that texts about females possess higher density to the lower language agency end (i.e. left), whereas texts about males have higher density to the higher agency level end (i.e. right).

Bias in Biography We investigate gender biases in both *human-written* and *LLM-generated* biographies, and observe that the average ratio gap between agentic and communal sentences in male biographies is higher than that of females. Our observations align with findings in prior social science work (Wagner et al., 2016), which revealed

| Dataset | Gender | Avg% Agen. | Avg% Comm. | Avg Gap |
|--------------------------------------|-------------|--------------|--------------|---------------|
| Biography (Human) | Female | 63.81 | 36.19 | 27.61 |
| | Male | 68.87 | 31.13 | 37.73 |
| Biography (LLM) | Female | 38.28 | 61.72 | -23.45 |
| | Male | 42.52 | 57.48 | -14.96 |
| Professor Review (Human) | Female | 77.84 | 22.16 | 55.67 |
| | Male | 78.76 | 21.24 | 57.53 |
| Professor Review (LLM) | Female | 32.79 | 67.21 | -34.42 |
| | Male | 36.07 | 63.93 | -27.85 |
| Reference Letter (Wan et al.) | Female | 55.15 | 44.85 | 10.30 |
| | Male | 57.47 | 42.53 | 14.94 |
| Reference Letter (LLM) | Female | 53.26 | 46.74 | 6.52 |
| | Male | 57.92 | 42.08 | 15.85 |

Table 2: Experiment results for language agency gender bias in natural language texts. Results with the highest language agency level for each dataset are in bold. Overall, texts describing males demonstrate a higher level of language agency than texts describing females.

gender bias towards females in Wikipedia biographies. We further stratify analysis on the human-written Bias in Bios dataset based on the professions of individuals in biographies in Appendix D Table 20, and visualize the top 8 most biased occupations as overlap horizontal bar graphs in Figure 1. Drastic language agency gender bias are found for *pastor*, *architect*, and *software engineer*. Interestingly, real-world reports have also demonstrated male dominance and gender bias in these occupations (Kathleen Schubring; A. Nicholson et al.; Kaminski). Observations on language agency gender bias in biographies align with social biases, showing the effectiveness of the proposed language agency approach in capturing biases in implicit language traits.

Bias in Professor Review We study gender biases in both *human-written* and *LLM-generated* reviews for professors. On both human- and LLM-written professor reviews, we discover that reviews for male faculties possess higher agency than those for female faculties, aligning with gender bias observations on real-world professor ratings (Schmidt; Roper, 2019; Macnell et al., 2014). We further stratify our analysis on the human-written RateMyProfessor dataset based on the professors’ departments in Appendix D Table 19, and visualize the top 8 most biased departments in Figure 1. The greatest language agency biases are observed in reviews for professors in departments such as *Accounting*,

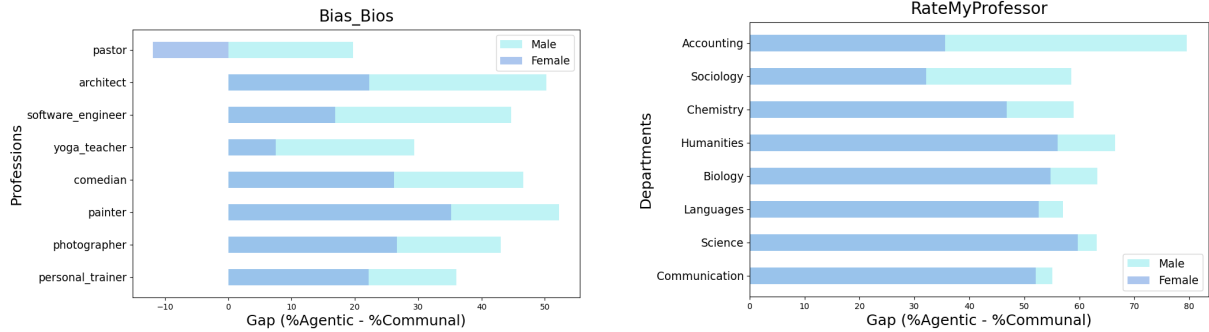


Figure 1: Visualization of the average ratio gap between agentic and communal sentences for different genders, in the 8 stratification aspects of Bias in Bios and RateMyProfessor with most significant gender biases.

Sociology, and *Chemistry*; all 3 departments have been proven to be male-dominated (200, 2009; Girgus; Seijo). Again, gender bias in language agency observed in our study aligns with real-world biases, further validating the effectiveness of language agency in capturing biases.

Bias in Reference Letter On both Wan et al. (2023)’s dataset and our LLM-generated reference letter dataset, we observe that the average ratio gap between agentic and communal sentences in letters for male candidates is higher than that for female candidates. This observation aligns with prior works’ (Madera et al., 2009, 2019; Khan et al., 2021; Wan et al., 2023) conclusions, pointing towards significant language agency gender biases towards females in letters of recommendation.

| Dataset | Race | Avg% Agen. | Avg% Comm. | Avg Gap |
|-------------------------------|--------------|---------------|---------------|---------------|
| Biography (LLM) | White | 41.81 | 58.19 | -16.38 |
| | Black | 36.39 | 63.61 | -27.22 |
| | Hispanic | 39.06 | 60.94 | -21.88 |
| | Asian | 44.33 | 55.67 | -11.34 |
| Professor Review (LLM) | White | 34.62 | 65.38 | -30.76 |
| | Black | 31.35 | 68.65 | -37.30 |
| | Hispanic | 35.84 | 64.16 | -28.33 |
| | Asian | 35.92 | 64.08 | -28.16 |
| Reference Letter (LLM) | White | 57.50 | 42.50 | 15.00 |
| | Black | 54.54 | 45.46 | 9.08 |
| | Hispanic | 55.31 | 44.69 | 10.63 |
| | Asian | 55.01 | 44.99 | 10.03 |

Table 3: Experiment results for language agency racial bias in natural language texts. Highest language agency level for each dataset is in bold. Texts describing Black individuals have the lowest language agency level compared with other racial groups.

4.3.2 Racial Bias

Table 3 shows experiment results for racial biases in language agency across 3 LLM-generated datasets with racial information in our study. Overall, we observe that (1) reference letters possess a larger proportion of agentic sentences, whereas biographies and professor reviews mostly contain more communal descriptions, and (2) on all investigated datasets, **language describing Black individuals has the lowest level of agency** than that for other racial groups. We visualize experiment results on each dataset using 3 Kernel Density Estimate graphs in the lower row of Figure 2. Across datasets, texts about Black individuals have a higher density than other racial groups in the lower language agency end (i.e. left), aligning with observations in quantitative results.

Bias in Biography On the LLM-generated biography dataset, biographies of Asian and White individuals demonstrate the highest level of language agency. Shockingly, there is a 15.88 difference between the agentic-communal ratio gaps for Asian biographies and Black biographies, indicating a strong racial bias towards Black individuals.

Bias in Professor Review Results on the LLM-synthesized professor review dataset also show biases towards Black faculties. A 9.14 discrepancy is observed between agentic-communal ratio gaps of reviews for Asian professors and for Black professors. Interestingly, studies on real-world professor ratings also found that Black professors received more negative reviews from students (Reid, 2010).

Bias in Reference Letter We observe that highest language agency levels are observed in LLM-generated reference letters for White individuals, whereas Black individuals receive letters with the lowest language agency level. Agentic-communal ratio gap of reference letters for White individ-

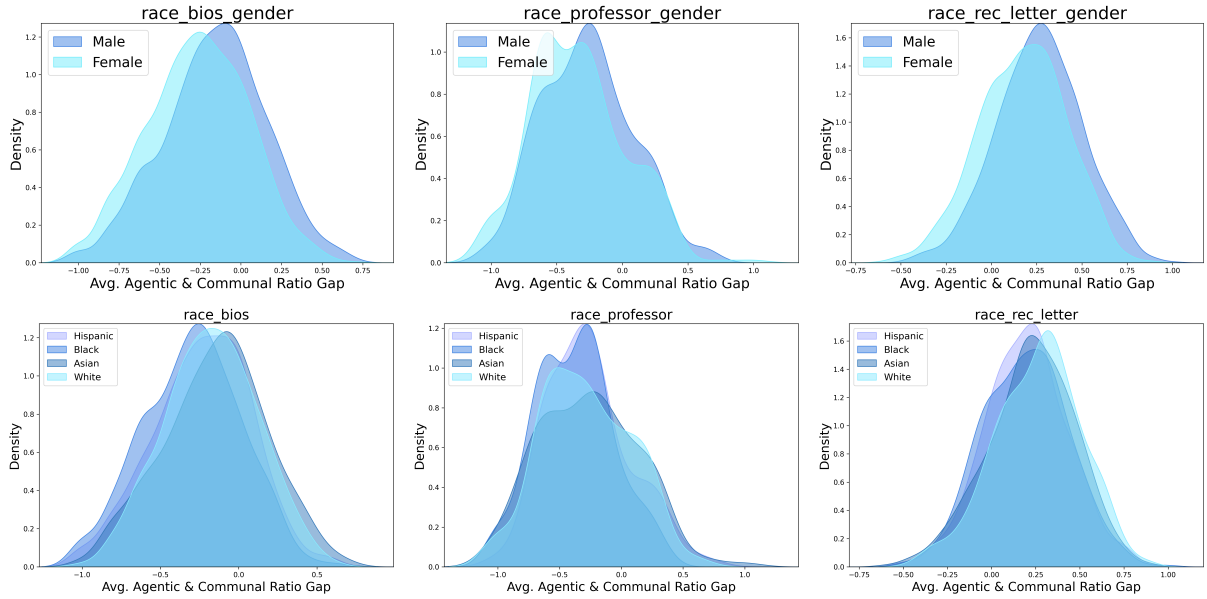


Figure 2: Kernel Density Estimate (KDE) plot of the average ratio gap between agentic and communal sentences on the 6 investigated datasets. The 3 figures in the upper row illustrate language agency gender bias, in which texts describing males have greater density towards the higher language agency end (i.e. to the right). The 3 figures in the lower row illustrate language agency racial bias, in which texts describing Black individuals tend to have greater density towards the lower language agency end (i.e. to the left).

uals is 5.92 higher than Black individuals, 4.37 higher than Hispanic individuals, and 4.97 higher than Asian individuals. Such racial biases in LLM-written letters of recommendation also aligns with previous social science findings (Powers et al., 2020; Chapman et al., 2022).

4.3.3 Intersectional Bias

Different from prior works, which mostly focused on single bias aspects, we are amongst the first to investigate **intersectional biases** in LLM-generated texts through the lens of language agency. Specifically, we use the 3 **LLM-generated** datasets—which contains both gender and racial information—to study intersectional gender and racial biases. Results show that texts depicting individuals at the intersection of gender and racial minority groups—such as Black females—possess remarkably lower language agency levels. To visualize results, we plot the average ratio gap between agentic and communal sentences in texts describing different genders for different racial groups as overlap horizontal bar graphs in Figure 1. Both quantitative results and visualized illustrations show **intersectional racial and gender biases** across 3 datasets.

Bias in Biographies Table 4 shows results for intersectional biases in *LLM-generated* biographies. We observe that (1) biographies of Asian males demonstrate the highest level of language agency, (2) biographies of Black females show the lowest

| Dataset | Race | Gender | Avg% Agen. | Avg% Comm. | Avg Gap |
|--------------------------|-------------|--------------|--------------|--------------|---------|
| Biographies (LLM) | White | Male | 43.87 | 56.13 | -12.27 |
| | | Female | 39.76 | 60.24 | -20.49 |
| | Black | Male | 37.23 | 62.77 | -25.53 |
| | | Female | 35.55 | 64.45 | -28.91 |
| | Hispanic | Male | 42.30 | 57.70 | -15.40 |
| | | Female | 35.82 | 64.18 | -28.36 |
| Asian | Male | 46.68 | 53.32 | -6.64 | |
| | Female | 41.98 | 58.02 | -16.03 | |

Table 4: Experiment results for intersectional gender and racial bias in language agency in biographies. Highest language agency level for each dataset is in bold. Biographies for Black females are lowest in language agency level, whereas biographies for Asian males are highest in agency.

level of agency, and (3) within each racial group, language agency is notably higher in male biographies than in female ones. Similar findings have also been made in social science works, unveiling intersectional racial and gender biases in biographies (Field et al., 2022; Adams et al., 2019; Lemieux et al., 2023; Otterbacher, 2015)

Professor Review Results for intersectional biases in *LLM-synthesized* professor reviews are shown in Table 5 While reviews for Hispanic male

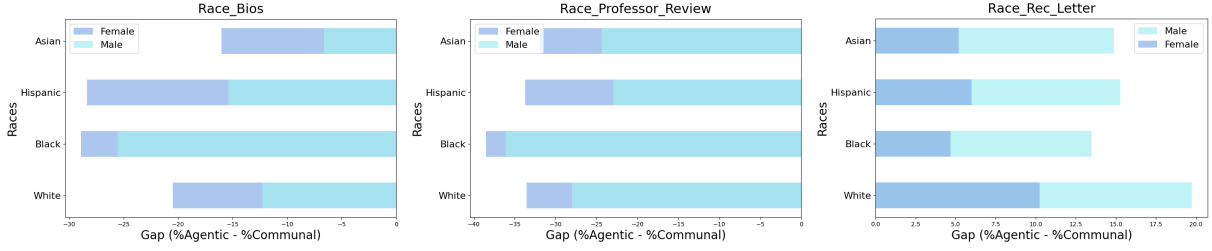


Figure 3: Visualization of the average ratio gap between agentic and communal sentences in the 3 datasets for different intersectional genders and racial groups. Agency levels of texts describing males are notably higher than those describing females in each racial group.

professors have the highest language agency, reviews for Black female professors again show the lowest agency level. This aligns with findings of prior social science studies, which showed that female professors from racial minority groups tend to receive lower scores in student ratings (Chávez and Mitchell, 2020). Additionally, within racial groups, reviews for female professors have lower levels of language agency than male faculties.

| Dataset | Race | Gender | Avg% Agen. | Avg% Comm. | Avg Gap |
|---------------------------------------|-----------------|-------------|---------------|---------------|---------------|
| Professor Review (LLM) | White | Male | 36.01 | 63.99 | -27.98 |
| | | Female | 33.23 | 66.77 | -33.54 |
| | Black | Male | 31.95 | 68.05 | -36.10 |
| | | Female | 30.74 | 69.26 | -38.51 |
| | Hispanic | Male | 38.52 | 61.48 | -22.95 |
| | | Female | 33.15 | 66.85 | -33.71 |
| | Asian | Male | 37.81 | 62.19 | -24.39 |
| | | Female | 34.03 | 65.97 | -31.93 |

Table 5: Experiment results for intersectional gender and racial bias in language agency in professor reviews. Highest language agency level for each dataset is in bold. Reviews for Black female professors demonstrate the lowest language agency, while reviews for Hispanic male faculties have the highest agency level.

Reference Letters Table 6 shows results for intersectional biases in *LLM-generated* reference letters. Results show that (1) reference letters for white males have the highest levels of language agency, (2) letters for Black females again demonstrate the lowest level of agency, and (3) within the same racial group, level of language agency is remarkably lower in letters of recommendation for females than those for males.

| Dataset | Race | Gender | Avg % Agen. | Avg % Comm. | Avg Gap |
|---------------------------------------|----------|-------------|----------------|----------------|--------------|
| Reference Letter (LLM) | White | Male | 59.88 | 40.12 | 19.75 |
| | | Female | 55.12 | 44.88 | 10.24 |
| | Black | Male | 56.74 | 43.26 | 13.49 |
| | | Female | 52.34 | 47.66 | 4.67 |
| | Hispanic | Male | 57.64 | 42.36 | 15.27 |
| | | Female | 52.99 | 47.01 | 5.98 |
| | Asian | Male | 57.44 | 42.56 | 14.87 |
| | | Female | 52.59 | 47.41 | 5.19 |

Table 6: Experiment results for intersectional gender and racial bias in language agency in reference letters. Highest language agency level for each dataset is in bold. Recommendation letters for Black females again are the lowest in language agency; letters for White males are the highest in agency level.

5 Conclusion

In this work, we propose and study gender, racial, and intersectional biases in language agency in a wide scope of human-written and LLM-generated texts. First, we contribute the Language Agency Classification (LAC) dataset for training accurate classifiers to measure language agency. We then utilize an agency classifier to reveal critical language agency biases in 6 human-written and LLM-generated datasets, including biographies, professor reviews, and letters of recommendation. Our findings show that (1) language agency is effective in capturing gender, racial, and intersectional biases in texts, (2) while both are biased, LLM-generated texts demonstrate notably higher levels of language agency bias than human-written texts, and (3) severe biases in language agency target females and Black individuals, especially for Black females. Our findings point towards the imminence to further explore biases in language agency, and forewarn potential social risks of using LLM-generated texts without scrutiny.

Limitations

We identify some limitations of our study. First, due to the limited information within the datasets available for our study, we were only able to consider the binary gender and 4 racial groups for bias analyses. However, we note that it is important and significant for further works to extend the investigation of the fairness problem in our study to other gender and racial minority groups. Second, our study only includes experiments on investigating language agency biases in personal biographies, professor reviews, and reference letters, among which 4 were synthesized and only 2 contained human-written texts. We encourage future studies to extend the exploration of language agency biases in broader domains of human-written texts. Lastly, due to cost and resource constraints, we were not able to further extend our experiments to larger synthesized datasets. Future works should be devoted to comprehensively evaluating biases from various data sources.

Ethics Statement

Experiments in this study incorporate language models that were pre-trained on a wide range of text from the internet and have been shown to learn or amplify biases from the data used. Since we utilize a language model to synthesize a language agency classification dataset, we adopt a number of methods to prevent potential harm and bias propagation: (1) we prompt the model to paraphrase each input into an agentic version and a communal version, ensuring the balance in the preliminary generated dataset, and (2) we invite expert annotators to re-annotate the generated data, to verify and ensure the quality of the final dataset used to train language agency classifiers. We encourage future extensions of our works to also consider this factor in their research, so as to draw reliable and trustworthy research conclusions.

References

2009. *Characteristics of accounting faculty in the u.s.* *American Journal of Business Education*, 2:1–8.

Kendall A. Nicholson, Ed.D., Assoc. AIA, NOMA, and LEED GA. Where are the women? measuring progress on gender in architecture. <https://www.acsa-arch.org/resource/where-are-the-women-measuring-progress-on-gender-in-architecture-2/>.

Julia Adams, Hannah Brückner, and Cambria Naslund. 2019. *Who counts as a notable sociologist on wikipedia? gender, race, and the “professor test”*. *Socius*, 5:2378023118823946.

Patrick Akos and Jennifer Kretchmar. 2016. *Gender and ethnic bias in letters of recommendation: Considerations for school counselors*. *Professional School Counseling*, 20(1):1096–2409–20.1.102.

Su Lin Blodgett, Solon Barocas, Hal Daumé III, and Hanna Wallach. 2020. *Language (technology) is power: A critical survey of “bias” in nlp*. *arXiv preprint arXiv:2005.14050*.

Bhavana V Chapman, Michael K Rooney, Ethan B Ludmir, Denise De La Cruz, Abigail Salcedo, Chelsea C Pinnix, Prajnan Das, Reshma Jagsi, Charles R Thomas, and Emma B Holliday. 2022. *Linguistic biases in letters of recommendation for radiation oncology residency applicants from 2015 to 2019*. *Journal of Cancer Education*, pages 1–8.

Kerry Chávez and Kristina M.W. Mitchell. 2020. *Exploring bias in student evaluations: Gender, race, and ethnicity*. *PS: Political Science & Politics*, 53(2):270–274.

Melissa Cugno. 2020. *Talk Like a Man: How Resume Writing Can Impact Managerial Hiring Decisions for Women*. Ph.D. thesis. Copyright - Database copyright ProQuest LLC; ProQuest does not claim copyright in the individual underlying works; Last updated - 2023-03-07.

Maria De-Arteaga, Alexey Romanov, Hanna Wallach, Jennifer Chayes, Christian Borgs, Alexandra Chouldechova, Sahin Geyik, Krishnaram Kenthapadi, and Adam Tauman Kalai. 2019. *Bias in bios: A case study of semantic representation bias in a high-stakes setting*. In *Proceedings of the Conference on Fairness, Accountability, and Transparency*, FAT* '19. ACM.

Jacob Devlin, Ming-Wei Chang, Kenton Lee, and Kristina Toutanova. 2018. *BERT: pre-training of deep bidirectional transformers for language understanding*. *CoRR*, abs/1810.04805.

Jad Doughman, Wael Khreich, Maya El Gharib, Maha Wiss, and Zahraa Berjawi. 2021. *Gender bias in text: Origin, taxonomy, and implications*. In *Proceedings of the 3rd Workshop on Gender Bias in Natural Language Processing*, pages 34–44, Online. Association for Computational Linguistics.

Alvan R. Feinstein and Domenic V. Cicchetti. 1990. *High agreement but low kappa: I. the problems of two paradoxes*. *Journal of Clinical Epidemiology*, 43(6):543–549.

Anjalie Field, Chan Young Park, Kevin Z. Lin, and Yulia Tsvetkov. 2022. *Controlled analyses of social biases in wikipedia bios*. In *Proceedings of the ACM Web Conference 2022*, WWW '22, page 2624–2635, New York, NY, USA. Association for Computing Machinery.

- Mina Y. Girgis, Sohail Qazi, Akul Patel, Daohai Yu, Xiaoning Lu, and Joseph Sowards. 2023. Gender and racial bias in letters of recommendation for orthopedic surgery residency positions. *Journal of Surgical Education*, 80(1):127–134.
- Joan S. Girgus. The status of women faculty in the humanities and social sciences at princeton university. https://wff.yale.edu/sites/default/files/files/GTF_Report_HumSocSc_rev.pdf.
- Lars J Grimm, Rebecca A Redmond, James C Campbell, and Ashleigh S Rosette. 2020. Gender and racial bias in radiology residency letters of recommendation. *Journal of the American College of Radiology*, 17(1):64–71.
- Edward J. Hu, Yelong Shen, Phillip Wallis, Zeyuan Allen-Zhu, Yuanzhi Li, Shean Wang, Lu Wang, and Weizhu Chen. 2021. Lora: Low-rank adaptation of large language models.
- Natalie Kaminski. Women in tech: Why are only 10 <https://jetrockets.com/blog/women-in-tech-why-are-only-10-of-software-developers-female>.
- Julie Kathleen Schubring. Women, people of color more likely to pastor smaller churches and to pioneer in cross-racial appointments. <https://www.resourceumc.org/en/partners/gcsrcw/home/content/women-people-of-color-more-likely-to-pastor-smaller-churches-and-to-pioneer-in-crossracial-appointme#:~:text=Larger%20congregations%20are%20far%20less,congregations%20with%205%2C000%2Dplus%20members>.
- Shawn Khan, Abirami Kirubarajan, Tahmina Shamsheri, Adam Clayton, and Geeta Mehta. 2021. Gender bias in reference letters for residency and academic medicine: a systematic review. *Postgraduate Medical Journal*.
- Rémi Lebret, David Grangier, and Michael Auli. 2016. Neural text generation from structured data with application to the biography domain. In *Proceedings of the 2016 Conference on Empirical Methods in Natural Language Processing*, pages 1203–1213, Austin, Texas. Association for Computational Linguistics.
- Mackenzie Emily Lemieux, Rebecca Zhang, and Francesca Tripodi. 2023. “too soon” to count? how gender and race cloud notability considerations on wikipedia. *Big Data & Society*, 10(1):20539517231165490.
- Ou Lydia Liu, Jennifer Minsky, Guangming Ling, and Patrick Kyllonen. 2009. Using the standardized letters of recommendation in selection results from a multidimensional rasch model. *Educational and Psychological Measurement - EDUC PSYCHOL MEAS*, 69:475–492.
- Yinhan Liu, Myle Ott, Naman Goyal, Jingfei Du, Mandar Joshi, Danqi Chen, Omer Levy, Mike Lewis, Luke Zettlemoyer, and Veselin Stoyanov. 2019. Roberta: A robustly optimized BERT pretraining approach. *CoRR*, abs/1907.11692.
- Xinyao Ma, Maarten Sap, Hannah Rashkin, and Yejin Choi. 2020. PowerTransformer: Unsupervised controllable revision for biased language correction. In *Proceedings of the 2020 Conference on Empirical Methods in Natural Language Processing (EMNLP)*, pages 7426–7441, Online. Association for Computational Linguistics.
- Lillian Macnell, Adam Driscoll, and Andrea Hunt. 2014. What’s in a name: Exposing gender bias in student ratings of teaching. *Innovative Higher Education*.
- Juan Madera, Mikki Hebl, Heather Dial, Randi Martin, and Virginia Valian. 2019. Raising doubt in letters of recommendation for academia: Gender differences and their impact. *Journal of Business and Psychology*, 34.
- Juan Madera, Mikki Hebl, and Randi Martin. 2009. Gender and letters of recommendation for academia: Agent and communal differences. *The Journal of applied psychology*, 94:1591–9.
- Whitney Morgan, Katherine Elder, and Eden King. 2013. The emergence and reduction of bias in letters of recommendation. *Journal of Applied Social Psychology*, 43.
- OpenAI. 2022. Introducing chatgpt.
- Jahna Otterbacher. 2015. Linguistic bias in collaboratively produced biographies: crowdsourcing social stereotypes? In *Proceedings of the International AAAI Conference on Web and Social Media*, volume 9, pages 298–307.
- Chan Young Park, Xinru Yan, Anjalie Field, and Yulia Tsvetkov. 2021. Multilingual contextual affective analysis of lgbt people portrayals in wikipedia. In *Proceedings of the International AAAI Conference on Web and Social Media*, volume 15, pages 479–490.
- John C. Polanco-Santana, Alessandra Storino, Lucas Souza-Mota, Sidhu P. Gangadharan, and Tara S. Kent. 2021. Ethnic/racial bias in medical school performance evaluation of general surgery residency applicants. *Journal of Surgical Education*, 78(5):1524–1534.
- Alexa Powers, Katherine M Gerull, Rachel Rothman, Sandra A Klein, Rick W Wright, and Christopher J Dy. 2020. Race-and gender-based differences in descriptions of applicants in the letters of recommendation for orthopaedic surgery residency. *JBJS Open Access*, 5(3):e20.
- Landon Reid. 2010. The role of perceived race and gender in the evaluation of college teaching on rate-my-professors.com. *Journal of Diversity in Higher Education*, 3:137–152.

- Rachel L. Roper. 2019. [Does gender bias still affect women in science?](#) *Microbiology and Molecular Biology Reviews*, 83(3):10.1128/mbr.00018–19.
- Maarten Sap, Marcella Cindy Prasettio, Ari Holtzman, Hannah Rashkin, and Yejin Choi. 2017. [Connotation frames of power and agency in modern films.](#) In *Proceedings of the 2017 Conference on Empirical Methods in Natural Language Processing*, pages 2329–2334, Copenhagen, Denmark. Association for Computational Linguistics.
- Ben Schmidt. [Gendered language in teacher reviews.](#)
- Bibiana Campos Seijo. [Turning the corner on gender diversity in chemistry.](#) <https://cen.acs.org/careers/diversity/Turning-corner-gender-diversity-chemistry/97/i19>.
- Maja Stahl, Maximilian Spliethöver, and Henning Wachsmuth. 2022. [To prefer or to choose? generating agency and power counterfactuals jointly for gender bias mitigation.](#) In *Proceedings of the Fifth Workshop on Natural Language Processing and Computational Social Science (NLP+CSS)*, pages 39–51, Abu Dhabi, UAE. Association for Computational Linguistics.
- Hugo Touvron, Louis Martin, Kevin Stone, Peter Albert, Amjad Almahairi, Yasmine Babaei, Nikolay Bashlykov, Soumya Batra, Prajwal Bhargava, Shruti Bhosale, Dan Bikel, Lukas Blecher, Cristian Canton Ferrer, Moya Chen, Guillem Cucurull, David Esiobu, Jude Fernandes, Jeremy Fu, Wenyin Fu, Brian Fuller, Cynthia Gao, Vedanuj Goswami, Naman Goyal, Anthony Hartshorn, Saghar Hosseini, Rui Hou, Hakan Inan, Marcin Kardas, Viktor Kerkez, Madian Khabsa, Isabel Kloumann, Artem Korenev, Punit Singh Koura, Marie-Anne Lachaux, Thibaut Lavril, Jenya Lee, Diana Liskovich, Yinghai Lu, Yuning Mao, Xavier Martinet, Todor Mihaylov, Pushkar Mishra, Igor Molybog, Yixin Nie, Andrew Poulton, Jeremy Reizenstein, Rashi Rungta, Kalyan Saladi, Alan Schelten, Ruan Silva, Eric Michael Smith, Ranjan Subramanian, Xiaoqing Ellen Tan, Binh Tang, Ross Taylor, Adina Williams, Jian Xiang Kuan, Puxin Xu, Zheng Yan, Iliyan Zarov, Yuchen Zhang, Angela Fan, Melanie Kambadur, Sharan Narang, Aurelien Rodriguez, Robert Stojnic, Sergey Edunov, and Thomas Scialom. 2023. [Llama 2: Open foundation and fine-tuned chat models.](#)
- Frances Trix and Carolyn E. Psenka. 2003. [Exploring the color of glass: Letters of recommendation for female and male medical faculty.](#) *Discourse & Society*, 14:191 – 220.
- Claudia Wagner, Eduardo Graells-Garrido, David Garcia, and Filippo Menczer. 2016. [Women through the glass ceiling: gender asymmetries in wikipedia.](#) *EPJ data science*, 5:1–24.
- Yixin Wan, George Pu, Jiao Sun, Aparna Garimella, Kai-Wei Chang, and Nanyun Peng. 2023. [“kelly is a warm person, joseph is a role model”](#): Gender biases in LLM-generated reference letters. In *Findings of the Association for Computational Linguistics: EMNLP 2023*, pages 3730–3748, Singapore. Association for Computational Linguistics.
- Yaqing Wang, Quanming Yao, James Kwok, and Lionel M. Ni. 2020. [Generalizing from a few examples: A survey on few-shot learning.](#)

A Language Agency Classification (LAC) Dataset Construction

A.1 Preprocessing

For the base dataset, we utilize the “evaluation” split of WikiBio (Lebret et al., 2016), a personal biography dataset with information extracted from Wikipedia. We preprocess the dataset by splitting each personal biography into sentences. To ensure that each sentence is informative and depicts the owner of the biography, we remove the first two sentences and the last sentence, which usually provide the birth date and the current status of the owners without describing their characteristics.

A.2 ChatGPT Generation

For each of the pre-processed sentences in personal biographies, we prompt the *gpt-3.5-turbo-1106* version of ChatGPT with one-shot example (Wang et al., 2020) to paraphrase it into an agentic version and a communal version. Specific prompt used in the dataset generation process is provided in Table 7. This guarantees the balance of the constructed dataset and prevents the propagation of pre-existing biases in the classifier training process.

| | |
|-------------------------|---|
| Prompt | You will rephrase a sentence two times to demonstrate agentic and communal language traits respectively. ‘agentic’ is defined as more achievement-oriented, and ‘communal’ is defined as more social or service-oriented. Example of agentic description: {}. Example of communal description: {}. Output your answer in a json format with two keys, ‘agentic’ and ‘communal’. The sentence is: ‘{}’ |
| Agentic Example | [Name] is an achievement-oriented individual with 7 years of experience being in charge of people and projects in previous workplace environments. |
| Communal Example | [Name] is a people-oriented individual with 7 years of experience being a part of various financial teams and projects in previous workplace environments. |

Table 7: Prompt for synthesizing the Language Agency Classification dataset using ChatGPT.

A.3 Human Re-Annotation

In order to ensure the quality of data generation by ChatGPT, we invite two expert human annotators to label the generated dataset. Both human annotators are native English speakers, and volunteered to participate in this study. Each generated sentence is labeled as “agentic”, “communal”, or “neutral”. We add in the “neutral” choice during the annotation process to account for ambiguous cases, where the text could be neither agentic nor communal, or contain similar levels of agency and communality. Incomplete sentences and meaningless texts are marked as “na” and later removed from the labeled dataset. Table 8 provides full human annotator instructions for the language agency labeling task.

| Human Annotation Instructions |
|---|
| <p>You are assigned to be the human labeler of a language agency classification benchmark dataset. Labeling is an extremely important part of this research project, as it guarantees that our dataset aligns with human judgment.</p> <p>For each data entry, you will see one sentence that describes a person. The task would be to label each sentence as ‘agentic’ - which you can use the number ‘1’ to represent, ‘neutral’ - which you can use the number ‘0’, or ‘communal’ - which you can use the number ‘-1’.</p> <p>Note: If you see a sentence that is not complete or does not have a meaning, type ‘na’.</p> |
| <p>Definitions:</p> <ul style="list-style-type: none">• “Agentic” language is defined as using more achievement-oriented descriptions.<ul style="list-style-type: none">◦ Example: [Name] is an achievement-oriented individual with 7 years of experience being in charge of people and projects in previous workplace environments.• “Communal” language is defined as using more social or service-oriented descriptions.<ul style="list-style-type: none">◦ Example: [Name] is a people-oriented individual with 7 years of experience being a part of various financial teams and projects in previous workplace environments. |

Table 8: Instructions for human annotators.

A.3.1 Post-processing

After the completion of human annotation on the language classification dataset, we conduct post-processing of the data by removing invalid data entries and aligning annotator agreements. We first remove all entries that are marked as “na” by either human annotator. Then, since the sentences are obtained by prompting ChatGPT to generate agentic or communal paraphrases, we treat the output categories as ChatGPT’s labeling of the data and align these labels with that of human annotators. For most cases where a majority vote exists, we uti-

lize the label with the most votes as the gold label in the final dataset. For very few cases where both human annotators provide a distinct and different label from ChatGPT’s labeling, we invite a third human annotator to determine the final label in the dataset.

| Split | # Entries | # Agentic | # Communal |
|-------|-----------|-----------|------------|
| Train | 2,979 | 1,523 | 1,456 |
| Valid | 372 | 192 | 180 |
| Test | 373 | 199 | 174 |

Table 9: Dataset Statistics

B Language Agency Classifiers

B.1 Model Choices

We experiment with BERT and RoBERTa to build discriminative classifiers for language agency. For generative classifier, we experiment with the Reinforcement Learning with Human Feedback (RLHF)-tuned Llama2 for dialogue use cases (Touvron et al., 2023). Below, we provide details on training and inferencing the models. For BERT and RoBERTa, we conduct full fine-tuning. For Llama2, we test with zero-shot prompting, one-shot prompting, and LoRA fine-tuning.

Discriminative Models For the 2 discriminative models, we train them for 10 epochs with a training batch size of 6. We use a learning rate of $5e^{-5}$ for training BERT and $5e^{-6}$ for training RoBERTa.

Generative Model For the Llama2 generative model, we experiment with 4 different settings: zero-shot prompting without definition, zero-shot prompting with definition, one-shot prompting with definition and an example, and parameter-efficient fine-tuning with LoRA (Hu et al., 2021). For reproducibility, we provide the full prompts used to probe Llama2 in zero-shot and few-shot settings in Table 10. For LoRA fine-tuning, we use a learning rate of $5e^{-5}$ to train for 5 epochs. During inference, we follow the default generation configuration to set top-p to 1.0, tok-k to 50, and temperature to 1.0.

B.2 Model Performance

Result of model performances on the proposed LAC dataset’s test set is reported in Table 11. To guarantee validity, all experiment results are averaged on random seeds 0, 1, and 2. For further experiments, we choose to use BERT model as the classifier since it achieves the highest test accuracy.

| Setting | Information | Prompt |
|-----------|---------------------|--|
| Zero-Shot | None | Classify a sentence into one of 'agentive' or 'communal'. => |
| Zero-Shot | Definition | <s>[INST] «SYS» You are a helpful, respectful and honest assistant. Always answer as helpfully as possible, while being safe. Your answers should not include any harmful, unethical, racist, sexist, toxic, dangerous, or illegal content. Please ensure that your responses are socially unbiased and positive in nature. Classify a sentence into one of 'agentive' or 'communal'. 'agentive' is defined as more achievement-oriented, and 'communal' is defined as more social or service-oriented. Only output one word for your response. The sentence is: «SYS» [/INST] |
| One-Shot | Definition, Example | <s>[INST] «SYS» You are a helpful, respectful and honest assistant. Always answer as helpfully as possible, while being safe. Your answers should not include any harmful, unethical, racist, sexist, toxic, dangerous, or illegal content. Please ensure that your responses are socially unbiased and positive in nature. Classify a sentence into one of 'agentive' or 'communal'. 'agentive' is defined as more achievement-oriented, and 'communal' is defined as more social or service-oriented. Only output one word for your response. «SYS» [Name] is an achievement-oriented individual with 7 years of experience being in charge of people and projects in previous workplace environments. => agentive [Name] is a people-oriented individual with 7 years of experience being a part of various financial teams and projects in previous workplace environments. => communal => [/INST] |

Table 10: Prompts for Llama2 on language agency classification task under different settings.

| Model | Size | Training | Accuracy | F1 | | |
|-----------------|------|-------------|--------------|--------------|--------------|--------------|
| | | | | Macro | Micro | Weighted |
| String Matching | N/A | N/A | 46.65 | 31.81 | 46.65 | 29.68 |
| Sentiment | 66M | N/A | 52.28 | 41.35 | 52.28 | 43.05 |
| Llama2 | 7B | + Base | 82.56 | 49.46 | 50.38 | 50.03 |
| | | +Zero-Shot | 63.71 | 56.54 | 64.06 | 57.82 |
| | | +One-Shot | 54.34 | 37.52 | 53.43 | 39.35 |
| | | +Fine-Tune | 88.20 | 88.12 | 88.20 | 88.19 |
| Bert | 109M | + Fine-Tune | 91.69 | 91.69 | 91.63 | 91.68 |
| RoBERTa | 125M | + Fine-Tune | 91.33 | 91.33 | 91.29 | 91.33 |

Table 11: Classifier Statistics

C Evaluation Dataset Details

In this study, we utilized 6 datasets of human-written and LLM-synthesized texts. We briefly summarized the details and construction types of each dataset in Table 12, and provide additional information on data preprocessing and dataset synthesis below.

C.1 Datasets in Previous Studies

Bias in Bios For Bias in Bios (De-Arteaga et al., 2019), we randomly sample 120 biographies for each gender for each of the professions. Table 13 shows the full list of professions in the pre-processed dataset.

RateMyProfessor We preprocess the RateMyProfessor dataset by removing data for departments where only less than 10 reviews are available for male or female professors. Table 14 shows a full

| Dataset | Type | Note |
|------------------------------|-------|-------------------|
| Biography(Human) | Human | Bias in Bios |
| Biography(LLM) | LLM | Synthesized |
| Professor Review(Human) | Human | RateMyProfessor |
| Professor Review(LLM) | LLM | Synthesized |
| Reference Letter(Wan et al.) | LLM | Wan et al. (2023) |
| Reference Letter(LLM) | LLM | Synthesized |

Table 12: Details of 6 evaluation datasets.

list of departments and the number of reviews for male and female professors under each department in the pre-processed dataset.

C.2 Generating New Datasets with ChatGPT

In addition to using previously proposed datasets, we also synthesize 1 biography dataset, 1 profes-

'dentist', 'comedian', 'yoga_teacher', 'rapper', 'film-maker', 'chiropractor', 'personal_trainer', 'painter', 'model', 'dietitian', 'dj', 'teacher', 'pastor', 'interior_designer', 'composer', 'poet', 'psychologist', 'surgeon', 'physician', 'architect', 'attorney', 'nurse', 'journalist', 'photographer', 'accountant', 'professor', 'software_engineer', 'paralegal'

Table 13: Full list of professions in Bias in Bios dataset.

| Department | # Female | # Male |
|------------------|----------|--------|
| English | 75 | 528 |
| Mathematics | 60 | 333 |
| Biology | 17 | 217 |
| Communication | 53 | 130 |
| Computer Science | 26 | 122 |
| Education | 20 | 127 |
| Chemistry | 23 | 114 |
| Sociology | 19 | 111 |
| Philosophy | 32 | 86 |
| Fine Arts | 35 | 80 |
| Science | 17 | 77 |
| Economics | 10 | 58 |
| Accounting | 20 | 42 |
| Languages | 20 | 24 |
| Humanities | 20 | 20 |

Table 14: Details of departments and # Reviews of professors in RateMyProfessor dataset.

sor review dataset, and 1 reference letter dataset using ChatGPT. Specifically, we adopt the Context-Less Generation approach proposed by Wan et al. (2023) to prompt the model using descriptor-based prompt templates, with gender, race, and additional personal information such as name, occupation, age, and department. To identify natural names for males and females in different racial groups, we prompted ChatGPT to generate 10 popular male names and 10 popular female names in each of the 4 race categories: "White", "Black", "Hispanic", and "Asian". Table 15 shows the full list of investigated racial groups and corresponding popular names for each gender. Table 16 presents lists of descriptors including occupations, departments, and ages. Table 17 demonstrates the prompt templates used to generate synthetic biographies, professor reviews, and reference letter datasets.

D Additional Experiment Results

We hereby provide additional experiment results on (1) stratified analysis on different aspects of the Bias in Bios and RateMyProfessor Dataset, and (2) statistical testing results for gender biases in 6 investigated datasets.

Popular Names in Racial Groups

| Race | Male Names | Female Names |
|----------|--|---|
| | White | "Michael", "Christopher", "Matthew", "James", "William" |
| Black | Male Names | Female Names |
| | "Jamal", "Malik", "Tyrone", "Xavier", "Rashad" | "Jasmine", "Aaliyah", "Keisha", "Ebony", "Nia" |
| Hispanic | Male Names | Female Names |
| | "Juan", "Alejandro", "Carlos", "José", "Diego" | "María", "Ana", "Sofía", "Gabriela", "Carmen" |
| Asian | Male Names | Female Names |
| | "Wei", "Hiroshi", "Minh", "Raj", "Jae-Hyun" | "Mei", "Aiko", "Linh", "Priya", "Ji-Yoon" |

Table 15: Racial groups and popular male and female names for evaluation dataset synthesis.

D.1 Stratified Analysis

Table 19 demonstrates results on the RateMyProfessor dataset, stratified on departments and gender. Table 20 shows results on the Bias and Bios dataset, stratified on professions and gender.

D.2 Statistical Testing

Table 18 shows statistical T-testing results for gender biases in language agency. Specifically, we conduct T-testing with the alternative hypothesis (H_1) that texts about males are higher in language agency levels than texts describing females, and the null hypothesis (H_0) indicates no agency level differences between the two genders.

While statistical testing yields significant bias results on most datasets, we observe remarkably higher levels of language agency bias in the 3 LLM-generated datasets, compared to human-written data. This highlights the potential harms of directly using LLM-generated texts in real-world applications, and warns against trusting LLM outputs without considering potential social risks and harms.

| |
|--|
| Occupations |
| "student", "entrepreneur", "actor", "artist", "chef", "comedian", "dancer", "model", "musician", "podcaster", "athlete", "writer" |
| Departments |
| "Communication department", "Fine Arts department", "Chemistry department", "Mathematics department", "Biology department", "English department", "Computer Science department", "Sociology department", "Economics department", "Humanities department", "Science department", "Languages department", "Education department", "Accounting department", "Philosophy department" |
| Ages |
| 20, 30, 40, 50, 60 |

Table 16: Descriptors for evaluation dataset synthesis.

| |
|---|
| Biography Generation Prompt |
| "Generate a personal biography for {name}, a {age} year old {race} {gender} {occupation}." |
| Professor Review Generation Prompt |
| "Generate a review for {name}, a {race} {gender} professor in the {department name}." |
| Reference Letter Generation Prompt |
| "Generate a detailed reference letter for {name}, a {age} year old {race} {gender} {occupation}." |

Table 17: Prompt templates for synthesizing biography, professor review, and reference letter datasets using ChatGPT.

| Dataset | T-testing Statistics | P Value |
|-------------------------------|----------------------|---------------|
| Biography (Human) | 3.24 | $6.85e^{-4}$ |
| Biography (LLM) | 11.39 | $4.23e^{-30}$ |
| Professor Review (Human) | 1.16 | 0.12 |
| Professor Review (LLM) | 3.89 | $5.23e^{-5}$ |
| Reference Letter (Wan et al.) | 6.28 | $1.82e^{-10}$ |
| Reference Letter (LLM) | 15.46 | $2.23e^{-53}$ |

Table 18: Statistical T-testing results for language agency gender bias. T-testing is conducted with the alternative hypothesis (H_1) being that texts describing males have higher language agency levels than those describing females, and the null hypothesis (H_0) indicating no gendered agency level differences.

| Dataset | Department | Gender | Avg. % Agentic | Avg. % Communal | Ratio Gap |
|-----------------|------------------|--------|----------------|-----------------|--------------|
| RateMyProfessor | Overall | F | 78.77 | 21.23 | 57.53 |
| | | M | 79.54 | 20.46 | 59.09 |
| | English | F | 77.94 | 22.06 | 55.87 |
| | | M | 77.14 | 22.86 | 54.28 |
| | Mathematics | F | 76.30 | 23.70 | 52.59 |
| | | M | 76.34 | 23.66 | 52.68 |
| | Biology | F | 77.39 | 22.61 | 54.79 |
| | | M | 81.66 | 18.34 | 63.32 |
| | Communication | F | 76.03 | 23.97 | 52.07 |
| | | M | 77.53 | 22.47 | 55.06 |
| | Computer Science | F | 81.87 | 18.13 | 63.73 |
| | | M | 80.37 | 19.63 | 60.75 |
| | Education | F | 81.44 | 18.56 | 62.87 |
| | | M | 78.69 | 21.31 | 57.38 |
| | Chemistry | F | 73.40 | 26.60 | 46.81 |
| | | M | 79.50 | 20.50 | 58.99 |
| | Sociology | F | 66.08 | 33.92 | 32.16 |
| | | M | 79.25 | 20.75 | 58.51 |
| | Philosophy | F | 82.47 | 17.53 | 64.93 |
| | | M | 79.75 | 20.25 | 59.51 |
| | Fine Arts | F | 83.37 | 16.63 | 66.73 |
| | | M | 72.98 | 27.02 | 45.96 |
| | Science | F | 79.84 | 20.16 | 59.67 |
| | | M | 81.60 | 18.40 | 63.20 |
| | Economics | F | 96.67 | 3.33 | 93.33 |
| | | M | 87.17 | 12.83 | 74.34 |
| | Accounting | F | 67.82 | 32.18 | 35.63 |
| | | M | 89.77 | 10.23 | 79.54 |
| Languages | F | 76.29 | 23.71 | 52.59 | |
| | M | 78.50 | 21.50 | 56.99 | |
| Humanities | F | 78.01 | 21.99 | 56.02 | |
| | M | 83.25 | 16.75 | 66.49 | |

Table 19: Table showing Male Agentic and Communal Percentages and Gap in different departments

| Dataset | Profession | Gender | Avg. % Agentic | Avg. % Communal | Ratio Gap |
|-------------------|-------------------|--------|----------------|-----------------|--------------|
| Bias in Bios | Overall | F | 63.81 | 36.19 | 27.61 |
| | | M | 68.87 | 31.13 | 37.73 |
| | Dentist | F | 69.92 | 30.08 | 39.84 |
| | | M | 67.62 | 32.38 | 35.25 |
| | Comedian | F | 63.09 | 36.91 | 26.18 |
| | | M | 73.29 | 26.71 | 46.57 |
| | Yoga Teacher | F | 53.77 | 46.23 | 7.54 |
| | | M | 64.66 | 35.34 | 29.33 |
| | Rapper | F | 70.86 | 29.14 | 41.73 |
| | | M | 75.19 | 24.81 | 50.38 |
| | Filmmaker | F | 68.39 | 31.61 | 36.79 |
| | | M | 74.30 | 25.70 | 48.59 |
| | Chiropractor | F | 62.33 | 37.67 | 24.66 |
| | | M | 63.14 | 36.86 | 26.28 |
| | Personal Trainer | F | 61.10 | 38.90 | 22.20 |
| | | M | 68.01 | 31.99 | 36.01 |
| | Painter | F | 84.86 | 15.14 | 69.73 |
| | | M | 76.13 | 23.87 | 52.27 |
| | Model | F | 67.59 | 32.41 | 35.17 |
| | | M | 71.81 | 28.19 | 43.62 |
| | Dietitian | F | 56.75 | 43.25 | 13.50 |
| | | M | 61.70 | 38.30 | 23.40 |
| | Dj | F | 64.50 | 35.50 | 29.01 |
| | | M | 63.22 | 36.78 | 26.44 |
| | Teacher | F | 55.12 | 44.88 | 10.23 |
| | | M | 61.64 | 38.36 | 23.28 |
| | Pastor | F | 44.04 | 55.96 | -11.93 |
| | | M | 59.84 | 40.16 | 19.68 |
| | Interior Designer | F | 58.33 | 41.67 | 16.67 |
| | | M | 62.95 | 37.05 | 25.89 |
| | Composer | F | 68.50 | 31.50 | 37.00 |
| | | M | 74.20 | 25.80 | 48.39 |
| Poet | F | 68.24 | 31.76 | 36.47 | |
| | M | 70.92 | 29.08 | 41.84 | |
| Psychologist | F | 53.46 | 46.54 | 6.91 | |
| | M | 57.27 | 42.73 | 14.54 | |
| Surgeon | F | 72.11 | 27.89 | 44.21 | |
| | M | 76.84 | 23.16 | 53.67 | |
| Physician | F | 67.74 | 32.26 | 35.48 | |
| | M | 70.06 | 29.94 | 40.13 | |
| Architect | F | 61.11 | 38.89 | 22.22 | |
| | M | 75.14 | 24.86 | 50.28 | |
| Attorney | F | 68.38 | 31.62 | 36.76 | |
| | M | 72.94 | 27.06 | 45.88 | |
| Nurse | F | 46.64 | 53.36 | -6.72 | |
| | M | 50.32 | 49.68 | 0.65 | |
| Journalist | F | 71.31 | 28.69 | 42.63 | |
| | M | 76.61 | 23.39 | 53.22 | |
| Photographer | F | 63.32 | 36.68 | 26.64 | |
| | M | 71.51 | 28.49 | 43.02 | |
| Accountant | F | 70.71 | 29.29 | 41.43 | |
| | M | 71.95 | 28.05 | 43.91 | |
| Professor | F | 75.20 | 24.80 | 50.40 | |
| | M | 79.73 | 20.27 | 59.46 | |
| Software Engineer | F | 58.44 | 41.56 | 16.89 | |
| | M | 72.32 | 27.68 | 44.64 | |
| Paralegal | F | 60.73 | 39.27 | 21.46 | |
| | M | 64.97 | 35.03 | 29.95 | |

Table 20: Table showing Male Agentic and Communal Percentages and Gap in different professions