

Teaching Chinese Sign Language with Feedback in Mixed Reality

Hongli Wen¹, Yang Xu², Lin Li³, Xudong Ru⁴,

Abstract—Traditional sign language teaching methods face challenges such as limited feedback and diverse learning scenarios. Although 2D resources lack real-time feedback, classroom teaching is constrained by a scarcity of teacher. Methods based on VR and AR have relatively primitive interaction feedback mechanisms. This study proposes an innovative teaching model that uses real-time monocular vision and mixed reality technology. First, we introduce an improved hand-posture reconstruction method to achieve sign language semantic retention and real-time feedback. Second, a ternary system evaluation algorithm is proposed for a comprehensive assessment, maintaining good consistency with experts in sign language. Furthermore, we use mixed reality technology to construct a scenario-based 3D sign language classroom and explore the user experience of scenario teaching. Overall, this paper presents a novel teaching method that provides an immersive learning experience, advanced posture reconstruction, and precise feedback, achieving positive feedback on user experience and learning effectiveness.

I. INTRODUCTION

Previous studies on sign language instruction have faced significant challenges. Although 2D books and videos exist for self-learning, they lack real-time feedback, resulting in difficulties in practical applications [1]. Although it provides a platform for direct communication, classroom teaching is limited by the scarcity of sign language teachers. Additionally, although 3D sign language teaching platforms employing VR and AR technologies have opened new learning paths [2], their feedback mechanisms remain rudimentary and learning scenarios lack diversity. Furthermore, active interaction has been introduced into virtual teaching to enhance learning efficiency [3]; however, accurate feedback remains lacking. This not only diminishes learning outcomes but may also lead to the acquisition of incorrect actions, thereby affecting learning achievement. Currently, sign language action evaluation remains limited to bottom-up end-to-end recognition [4], [5], [6], which lacks prior knowledge and is disjointed from cognitive models, resulting in structural complexity and overfitting.

To address these challenges, we propose an innovative sign language teaching model that uses technological means to overcome these limitations. First, improvements have been made in single-view hand pose reconstruction technology [7], which can extract hand movements in real time from frame

sequences and provide learners with immediate feedback. Next, we introduce a high-confidence ternary system sign language evaluation algorithm based on an action similarity evaluation, abandoning traditional end-to-end gesture recognition methods that lack interpretability [8] or direct regression score methods [9]. This algorithm evaluated actions from three perspectives to achieve a high degree of consistency with expert evaluations. Finally, to enhance learning effectiveness, this study explored the concept of a scene-based, 3D classroom constructed using mixed reality technology to enhance learners' memory and understanding through immersive learning environments. Through these innovative methods, this study aims to provide a more efficient and effective new model for sign language learning, the main contributions of which are as follows:

- We constructed an immersive mixed-reality 3D sign language teaching pipeline across time and space. It separates teaching from learning scenes, collects teaching materials from multiple channels, and reconstructs teaching segments in mixed-reality environments.
- Introduced a posture reconstruction scheme with hands based on a high-precision human body mesh reconstruction method using monocular vision [7]. Based on the component-aware transformer, it encodes the whole body and decodes locally, recovering poses in various temporal and spatial conditions in real time, thus constructing a sign language teaching database.
- A two-stage action assessment method is proposed, where the first stage involves gesture reconstruction and the second stage scores based on comparing the similarity of sign language actions in 3D space, providing precise feedback on the continuity, similarity, and accuracy of hand movements.

II. RELATED WORK

A. Sign Language Pose Reconstruction

Gesture reconstruction is a popular topic, with many recent studies directly reconstructing hand joints [22], [23], [24]. However, sign language involves hand movements as well as those of the face and body. This can lead to disjointed and unrealistic experiences in educational settings. EasyMocap, proposed by Shuai et al. [10], effectively recovers hand positions from RGB images but has a high cost owing to its multiview design. FrankMocap, proposed by Yu et al. [11], captures the posture of both the body and hands in natural environments but has poor real-time performance (9.5 fps). However, the real-time posture detection system OpenPose introduced by Zhe et al. [12] includes hands but performs

¹ Hongli Wen is with School of Artificial Intelligence, Beijing Normal University, Beijing 100088, China.

² Yang Xu is with School of Artificial Intelligence, Beijing Normal University, Beijing 100088, China.

³ Lin Li is with School of Artificial Intelligence, Beijing Normal University, Beijing 100088, China.

⁴ Xudong Ru (corresponding author) is with School of Artificial Intelligence, Beijing Normal University, Beijing 100088, China.

poorly in hand pose estimation. Furthermore, the method Hand4Whole proposed by Gyeongsik et al. [13] aims to improve hand estimation performance by combining separate networks and specific fusion modules; however, inconsistencies within the network lead to unnatural estimation results.

B. Action Similarity

Previous research has largely focused on sports, medicine, and etiquette, with little emphasis on the hand and finger joints. Morais et al. [14] used methods such as the Euclidean and Manhattan distances to calculate similarity; however, this approach requires a high correspondence of actions. With further research, as distance calculations are influenced by human skeletal structures and involve significant computational costs, the focus of similarity calculations has shifted from solely considering distance features to incorporating features such as vectors and angles. Yu et al. [16] proposed a method based on orientational joint vector descriptors to assess similarity by calculating the cosine values of the vectors. Shen et al. [17] introduced a method for computing the quaternion distances to represent joint orientations using cascaded quaternions. Ye et al. [15] proposed a method that combined joint angles with dynamic time warping (DTW) [25].

C. Sign Language Teaching and Feedback Methods

Compared with recognition, automatic sign language education is an underdeveloped field. Recently, Chai et al. [19], Li et al. [20], and Yongjun et al. [21] established sign language education systems to help learners become familiar with it. Zhang et al. [27] developed a sign language teaching system on smartphones to score learners' sign language; however, they failed to pinpoint the inaccurate parts of sign language. Traditional video sign language teaching faces challenges such as low enthusiasm for learning sign language. Augmented reality (AR) has the advantage of enhancing learners' presence, intuitiveness, and focus. Suman Deb et al. [26] introduced an AR mobile application that displays 3D sign language animations by scanning premarked word cards; however, their method only includes a hand model, making it difficult for users to understand the intent.

III. SYSTEM DESIGN

Based on mixed reality, we propose a three-dimensional sign language teaching system that utilizes a 3D reconstruction method to accurately capture the motion characteristics of teaching instructors from videos to generate 3D teaching data. Virtual scene construction and teaching take place on augmented reality devices (We use Microsoft HoloLens2). Through timely feedback, learners can obtain scores and modify their actions based on instructions.

Our system consists of three parts 1 with the tasks defined as follows:

First, the 3D sign language reconstruction and presentation part extracts independent spatiotemporal data from real sign language movements, smoothing and quantitatively modeling them while preserving their semantic basis. We

enhance a one-stage 3D human body reconstruction method, focusing on sign language, optimizing for real-time and accuracy. When performing in students, it works also as first stage of action quality assessing. Second, the 3D sign language teaching part utilizes standard sign language data from professional instructors, generating teaching scenes where virtual avatars conduct sign language teaching. Pose redirection drives these avatars, and students interact with them on mixed reality terminals. Finally, the sign language teaching feedback system accepts standard sign language input from teachers and student movements captured in the first stage, providing feedback through confusion scores, fluency scores, and completeness evaluation, giving students meaningful feedback information.

IV. TEACHING AND FEEDBACK

To overcome the shortcomings of the existing sign language teaching methods, we propose a 3D Chinese sign language teaching system based on mixed reality. The system used 3D reconstruction methods to accurately capture the motion characteristics of teachers from monocular videos to generate 3D sign language teaching data. Virtual scene construction and teaching were conducted on mixed reality devices (here, we used MicroSoft HoloLens2). The evaluation section presents the results and discussion.

A. Pose Reconstruction

After obtaining RGB monocular image sequences, the corresponding skeleton must be constructed to complete the redirection and subsequent motion feedback. When applying the pose model, it is necessary to ensure the accurate estimation of keypoints, especially hand keypoints, while improving the extraction efficiency to achieve the real-time extraction of sign language motion data. We introduce a one-stage pose reconstruction algorithm that is suitable for estimating hand poses based on Vit-Pose using a module-perceiving transformer model to simultaneously estimate body posture, gestures, and facial expressions. It includes a component-perceiving global encoder and component-perceiving local decoder, which are used to capture global features and improve the accuracy of hand estimation, respectively.

To improve the computational efficiency and reduce the computational pressure, we segment the input image into fixed-size image blocks, where M is the size of the image block, \mathbf{P} represents the image blocks, and H and W are the height and width of the input image, respectively. This allowed us to process different parts of the image separately.

$$\mathbf{P} \in \mathbb{R}^{\frac{HW}{M^2} \times (M^2 \times 3)} \quad (1)$$

Considering that the resolution of the hand image blocks is low, direct pose estimation may lead to insufficient accuracy. Therefore, a feature-level upsampling and cropping strategy was employed in the local decoder. Specifically, the feature-token sequence \mathbf{T}_f' obtained from the global encoder is reshaped into a feature map, which is upsampled through deconvolutional layers to obtain multiple higher-resolution features \mathbf{T}_{hr} , thereby providing more detailed hand features.

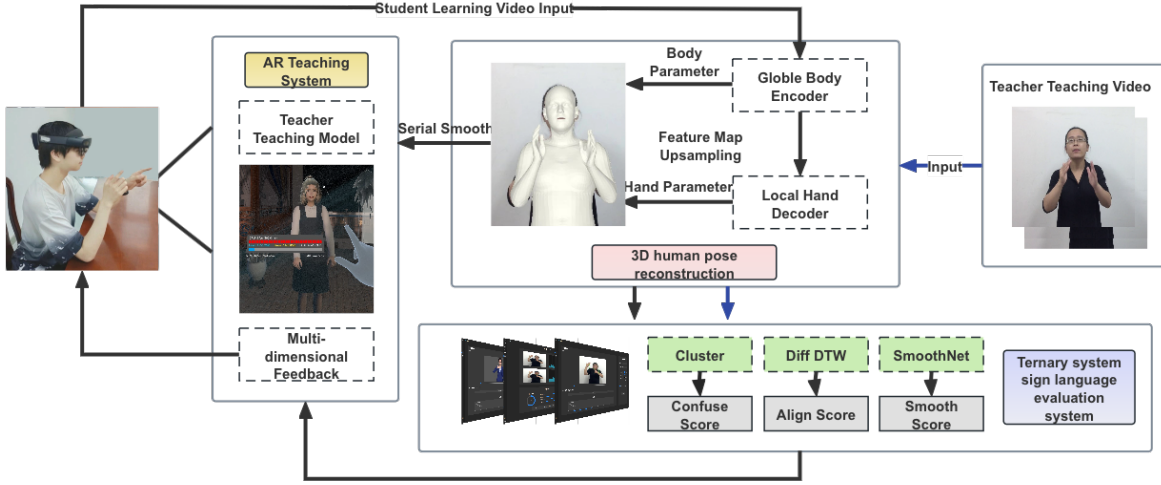


Fig. 1. System architecture

Additionally, the decoder uses keypoint queries \mathbf{Q} extract features from the elements of multi-scale features \mathbf{V} around the position of keypoints p_q :

$$CA(\mathbf{Q}, \mathbf{V}, p_q) = \sum_{l=1}^L \sum_{k=1}^K A_{lqk} W \mathbf{V} l(\phi_l(p_q) + \Delta p l q k) \quad (2)$$

Here, l and k represent the feature level and keypoint, respectively. A and W are the attention weight and learnable parameters, respectively. $\phi(\cdot)$ and Δp represent the position adjustments and offsets, respectively. This attention mechanism focuses on the local features around hand keypoints, thereby reducing unnecessary computation.

Note that a certain degree of jitter is observed in the predicted results. In addition to system errors, such as occlusion of both hands, this jitter may be caused by individual differences in motion in the temporal dimension (such as the transition speed of atomic actions) based on the actual scene analysis of sign language motion capture. To address this issue, we introduce SmoothNet, a data-driven, time-only optimized de-jittering model that replaces traditional filters. SmoothNet takes continuous pose estimation results as input and infers the position, velocity, and acceleration based on changes in keypoint positions in adjacent frames, performing linear fusion (with a window size of 64) to output smoothed pose estimation results, effectively improving the result stability.

B. 3D Sign Language Teaching

1) *Teaching Pipeline*: We utilized pose recognition algorithms to fully reconstruct the 3D body and posture of the teacher from 2D videos, capturing the full-body posture, facial expressions, and hand movements. These movements were reconstructed on a standard SMPLX model and smoothed using SmoothNet, thereby enhancing their expressiveness for teaching purposes. Standard teacher movements were stored in a database for motion alignment and feedback.

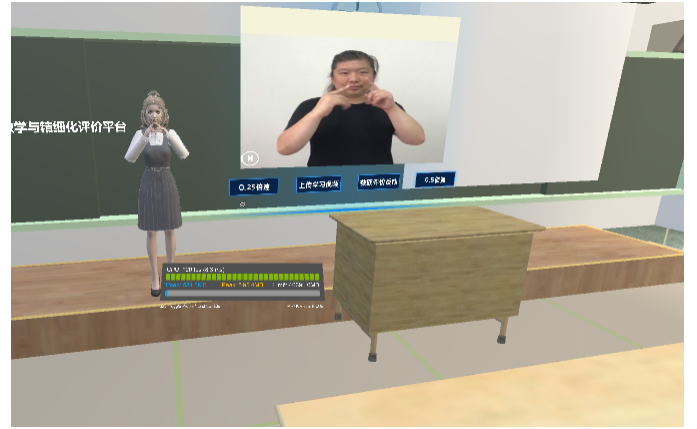


Fig. 2. Interactive interface

2) *Interface Interaction and Design of the Teaching System*: Within the framework of the post-WIMP paradigm, we developed an MR-supported 3D Chinese sign language teaching and evaluation system. The system's user interface comprises two modules: a learning module and a feedback module.

In the learning module, users select a specific vocabulary or sentence for practice, receiving 3D sign language teaching from a virtual instructor tailored to their selections.

Upon switching to the feedback module, the system captures the user's sign language movements via a camera and transmits the video to the server for analysis. The system then provides comprehensive feedback on posture accuracy, movement coherence, and confidence level.

The interactive interface of the teaching system is shown in Figure 2.

C. Evaluation of Student Sign Language Actions

Sign language teaching systems can provide real-time feedback on student learning outcomes. We adopted a two-

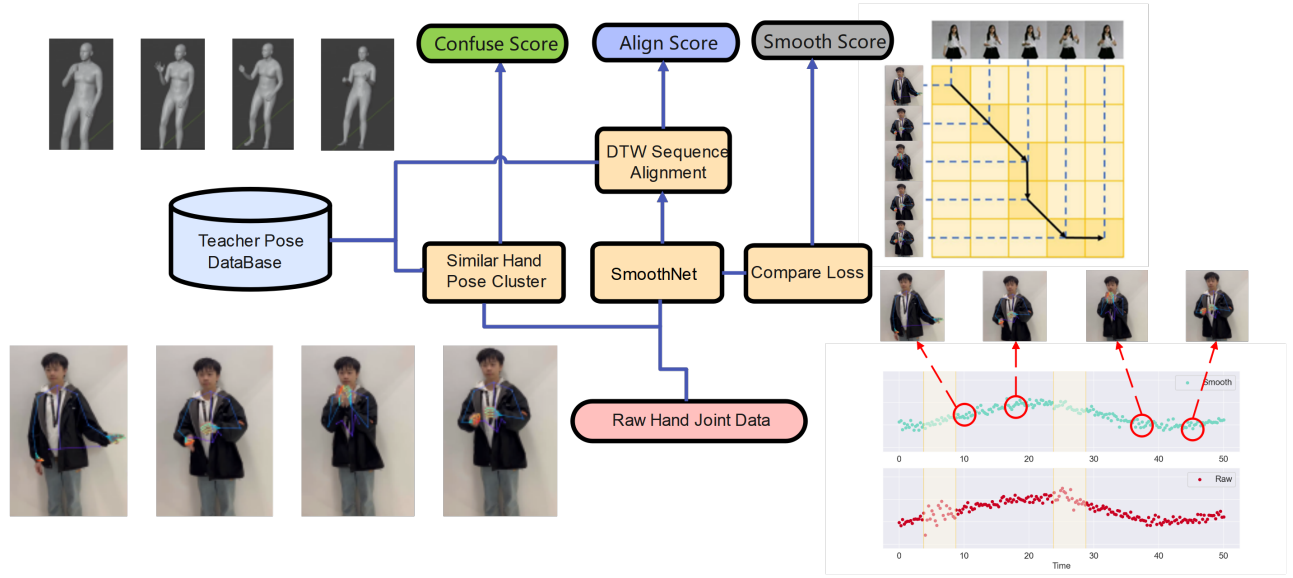


Fig. 3. Sign language action evaluation algorithm based on ternary system

stage top-down approach, where the first stage involved posture reconstruction, as previously described, and the second stage compared the spatiotemporal features of movements. Based on the three main dimensions of sign language teaching, we instantiate a ternary system for a sign language action feedback algorithm.

1) *Quaternion-based Sign Language Action Embedding:* Assuming that the human body model comprises N joints, the rotation of the i th joint can be represented by a quaternion q_i . The position transformation of the joint relative to its parent joint was calculated using the quaternion rotation formula.

$$v'_i = q_i v_i q_i^{-1} \quad (3)$$

where v_i denotes the initial position vector of the i th joint in the parent joint coordinate system, v'_i denotes the rotated position vector, q_i represents the quaternion rotation of the i th joint, and q_i^{-1} denotes the inverse quaternion of q_i .

To represent the posture of the entire body, this transformation must be applied recursively, starting from the root joint and calculating the global positions of all joints through local rotations:

$$v'_{global,i} = \prod_{k=1}^i q_k v_i \left(\prod_{k=1}^i q_k \right)^{-1} \quad (4)$$

Here, $\prod_{k=1}^i q_k$ represents the cumulative product of all the rotation quaternions along the path from the root joint to the i th joint, ensuring that the rotation of each joint considers its relative position and rotation within the entire joint chain.

Although it is possible to compute the distance between action sequences to assess differences, the dimensions are not independent. One quaternion depends on another, and differences in the parent joints directly affect the differences in the child joints. Therefore, we used a weighted embedding

method to correct this and obtain a low-dimensional representation of the differences, enabling the direct calculation of the distance between each frame's movements.

The student action sequence counted in frame t is defined as $V_{stu}(t) = v_g^{stu} global(t)$. According to forward kinematics, this representation unfolds into a high-dimensional tensor at each specific time point t' as $[p^1, p^2, \dots, p^N] \in \mathbb{R}^{4 \times N}$, where each joint dimension p^j is recursively computed for the parent joint. The teacher sequence was expressed as $V_{tea}(t)$. We used quaternion logarithmic differences, where q^* represents the conjugate of q :

$$d_i(t_1, t_2) = \log(q_{tea}^i(t_1) \cdot (q_{stu}^i(t_2))^*) \quad (5)$$

We then calculate the embedding representation of each joint $D_i(t_1, t_2)$, where $D_0(t_1, t_2) = \mathbf{0}$:

$$D_i(t_1, t_2) = \mathbf{W}^i \frac{d_i(t_1, t_2)}{m_1 D_{i-1}(t_1, t_2)} + m_2 D_{i-1}(t_1, t_2) \quad (6)$$

\mathbf{W} is a learnable weight matrix that performs affine transformation.

2) *Confusion Feedback:* First, we evaluated the discriminability of a student's sign language, which is referred to as action confusion. According to the definition of distance given above, a sign language segment is regularized to a lower dimension n , and in this low-dimensional space, the teacher's sign language actions are clustered.

Using a fixed clustering method, student action data V^s are assigned to the nearest cluster K_s . We then use the distance $d(P^s, P_i^t)$ between actions to estimate the probability $\delta(P^s, P_i^t)$ that a student action belongs to a teacher action P_i^t to obtain the probability distribution of student actions in the teacher action space $\delta(P_k)$.

$$\delta(P_k) = \mathbf{softmax}(d(P^s, P_i^t)) \quad (7)$$

The concentration and dispersion of this probability distribution serve as an evaluation of the action confusion C . This

metric guides the students in analogizing and distinguishing similar actions.

3) *Smoothness Evaluation*: As the smoothness of actions is highly indicative of learning progress in sign language, reflecting the coupling between body movements and muscle memory, we introduced SmoothNet[30] to smooth the original student action sequence P^s in the same way as teacher action extraction, estimating an idealized action sequence P_{smooth}^s at the ideal time scale.

We then compared it with the original sequence P^s , calculated the distance d_s , estimated the smoothness l_{smooth} of the student action, and obtained a smoothness score S . This metric evaluates the fluency and coherence of student actions while providing an ideal smooth sequence as a reference for error correction.

4) *Alignment Feedback*: As we have the same form of teacher action sequence P_{smooth}^t and student action sequence P_{smooth}^s and because of factors such as differences in proficiency, intensity, and coherence between individuals, these two sequences typically have different lengths in the time dimension. Conventional distances, such as Euclidean distance, cannot provide accurate evaluations. Therefore, we adopted a derivative-based Dynamic Time Warping (DTW) technique [28] to detect the gradient of joint movements in the smoothed sequence.

Interpolating quaternions between discrete frames can calculate the size of gradients, which serve as a measure of motion trends and can, to some extent, eliminate differential features by focusing on the characteristics of the sign language itself. The adaptive joint-weighted distance $D(t)$ of each action sequence is calculated in the time dimension by considering the gradient $\nabla_{\phi_i}(t)$ of the motion.

$$D = DTW(\nabla_{\phi_{stu}}(t), \nabla_{\phi_{tea}}(t)) \quad (8)$$

V. EXPERIMENT

The experiments are divided into four parts to verify the effectiveness of the proposed system. First, the real-time performance and accuracy of the sign language reconstruction algorithm were evaluated; second, the credibility and effectiveness of the action feedback algorithm were evaluated using the collected data; and finally, the overall effect of the system was evaluated through user experience testing.

A. MR sign language reconstruction

To support these experiments, we constructed a multimodal synchronous Chinese Sign Language dataset for public services. The dataset was based on numerous monocular sign language teaching videos provided by the Chinese Academy of Sciences. The dataset includes teaching sentences and vocabulary items segmented for modular- and lexical-level sign language teaching. Each sign language vocabulary item also includes 3D sign language action data generated by our algorithm.

Motion files of sign language vocabulary were used to generate virtual teaching segments for teachers. loaded into mixed reality teaching devices (Hololens2) and provided

TABLE I
DATASET CONTENT AND QUANTITY

Multimodal Synchronous Chinese Sign Language Dataset	Quantity
Sentence videos (.avi)	1280
Sentence texts (.txt)	1280
Vocabulary videos (.avi)	568
Vocabulary texts (.txt)	568
Motion data files (.bvh)	568

students with Chinese Sign Language in another teaching environment (BNU), realizing a spatiotemporal heterogeneous teaching mode.

This experiment aimed to evaluate the real-time performance and accuracy of the sign language reconstruction component of the proposed system. The collection of movements by teachers and students relies on 3D reconstructed movements, with the former focusing on accuracy and the latter on real-time performance to improve the teaching experience.

Given the significant semantic features of sign language movements, we invited nine experts with over five years of sign language teaching experience to evaluate 65 different categories of sign language teaching movements recognized by different algorithms. The evaluation focused on the semantic accuracy and fluency of the sign language movements, with a maximum score of 10 points. The results are listed in the table below:

TABLE II
EVALUATION RESULTS OF DIFFERENT ALGORITHMS

Method	Semantic Accuracy	Fluency
Frankmocap	8.92	7.90
Hand4Whole	8.84	8.15
SMPLer-X	9.76	8.58
Easymocap	8.98	8.54
Expose	9.38	8.49
Ours	9.92	8.78

The results showed that the average score for accuracy was 9.32 and the average score for fluency was 8.78, reflecting the advantage of our algorithm in capturing sign language semantics and simulating natural movements, which can be used for sign language teacher demonstration teaching.

Additionally, we evaluated the interface speed (FPS), average keypoint error on the hand (MPJPE), and percentage of correct keypoints on the hand within a threshold range of 20–50mm (PCK) using a Multimodal Synchronous Chinese Sign Language Dataset. Our algorithm performed well in terms of MPJPE (35.7mm), PCK (95.6%), and FPS (38.6), indicating high real-time performance for a better interactive teaching experience in mixed-reality sign language teaching.

B. Evaluation of Credibility

Experimental Design

To verify the credibility and accuracy of the scoring function of the platform, we selected 15 common sign language phrases. Each sign language phrase was recorded

by six participants with a certain level of sign language learning experience, resulting in 90 videos (15 sign language phrases, \times 6 videos). We invited five sign language experts to rate and rank 15 sets of videos on our platform. The rating criteria included the coherence, similarity, and accuracy of sign language movements.

We use the Spearman Rank correlation $\rho = cov(R_p, R_g) / \sigma_{R_p} \sigma_{R_g}$ as the evaluation metric, where R_p is the platform's predicted score rank and R_g is the expert rating rank. A higher Spearman correlation indicates that our platform has better rank prediction ability.

Results

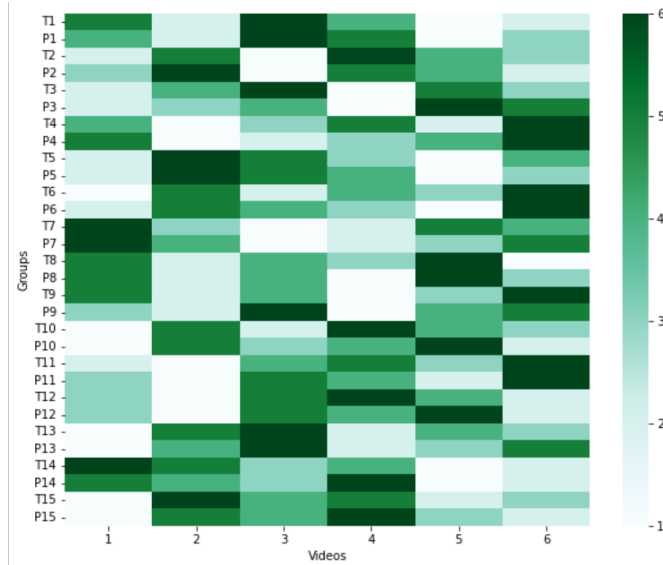


Fig. 4. Sign language experts (T) and platform (P) rating and ranking of 15 sets of sign language movements (6 videos per set), plotted as a heatmap based on ranking

The computational results of the experiment are shown in Figure 4. The average Spearman correlation coefficient between the expert and platform ratings for the 15 test sets was 0.86. This indicates that the rating algorithm of the platform is highly consistent with the expert ratings of sign language movements. The evaluations provided by sign language experts on the coherence, similarity, and accuracy of the movements were highly consistent with the results calculated by our evaluation algorithm. This demonstrates that the feedback provided by the platform to students was highly credible and accurate. This can, to a certain extent, reduce the cost of sign language teacher ratings and guidance and improve teaching efficiency.

C. System Effectiveness

Experimental Design

This experiment aimed to validate the effectiveness of a comprehensive system for Chinese Sign Language teaching and evaluation based on mixed reality (MR) technology. To increase the representativeness and general applicability of the experimental results, we invited individuals of different

ages and genders with no prior experience using MR devices to participate in the experiment.

We divided the participants into three groups: A, B, and C. Group A participants learned by watching 2D sign language teaching videos. Group B used our teaching system with evaluation feedback for learning, and Group C used a teaching system without evaluation feedback. The differences in the learning effects before and after the study were evaluated using our system for all participants.

Results

1) We used t-tests to analyze the age group and gender data for the three learning methods, and the results are shown in Table III.

TABLE III
T TEST RESULTS OF AGE GROUP AND SEX GROUP

		Group A	Group B	Group C
Age group	t Stat	-2.25	-1.76	-1.95
	P-value	0.13	0.16	0.15
Sex group	t Stat	-1.19	-1.10	-1.36
	P-value	0.22	0.23	0.20

The results indicate that there was no significant difference in learning effects among different age groups and genders for the three learning methods. This suggests that age and sex were not key factors affecting the improvement in learning effects in this experiment.

2) We analyzed the scores of the participants in Groups A, B, and C and found significant differences in the pretest and posttest scores among the three groups using a t-test ($p < 0.05$), as shown in Table IV.

TABLE IV
PRE-TEST AND POST-TEST SCORES T TEST RESULTS

	Group A	Group B	Group C
t Stat	-16.54	-21.19	-22.36
P Value	2.03E-09	5.79E-14	1.18E-12

This result indicates that all three learning methods promote effective learning of sign language to some extent.

The mean, median, maximum, minimum, and quartiles of the scores before and after learning for Groups A, B, and C are shown in Figure 5.

Groups A, B, and C participants experienced three different learning methods for sign language, and their scores increased by an average of 36.54, 53.67, and 48.36, respectively. Group B participants used a teaching system with evaluation feedback, allowing learners to quickly correct mistakes based on scoring results, resulting in the most significant improvement in learning effectiveness.

D. Subjective Satisfaction Test

To further test the effectiveness of our system, after learning through the 3D sign language teaching system,

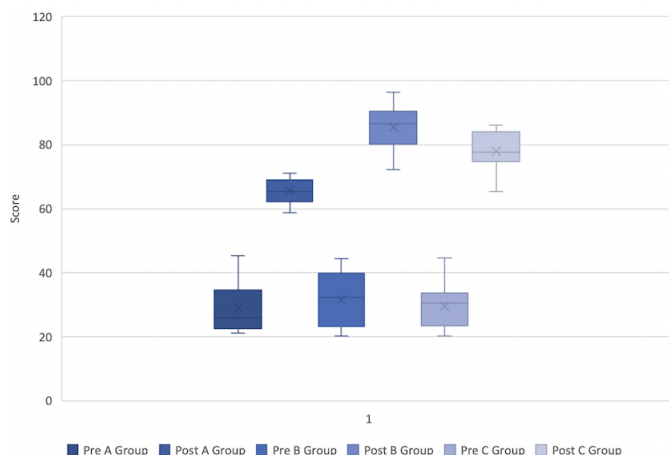


Fig. 5. Pre-test and post-test box diagrams

we surveyed 60 users on their subjective satisfaction with four sign language teaching methods: 2D sign language, traditional offline teaching by teachers, 3D sign language teaching without scenes, and 3D sign language teaching with scenes.

We collected the user choices for the four teaching methods based on five indicators: motivation, pleasure, efficiency, satisfaction, learnability, and usability. The statistical analysis results were as follows:




Fig. 6. User subjective satisfaction with different sign language learning methods

More than 60% of the users believe that our 3D sign language teaching system is of immense help in terms of motivation, satisfaction, effectiveness, and the learning efficiency of sign language learning. This indicates that our system has a high level of recognition and practicality among users, providing strong support for the application and promotion of our system in sign language teaching.

VI. CONCLUSION AND FUTURE WORK

This study proposes a mixed-reality-based Chinese Sign Language teaching and feedback system. By taking users' sign language learning videos as input and processing them through pose recognition and smoothing, the system obtains human body 3D motion data. It then matches the student

and preprocessed sign language teacher's 3D motion data to achieve multidimensional evaluation and feedback. Our system can robustly assess the sign language skills of users and provide accurate and objective evaluations. Users of our system outperformed students taught using traditional methods.

In our future work, we plan to introduce intelligent algorithms to provide users with personalized and customized feedback and suggestions. In addition, the proposed system framework can be applied to research in other fields. For example, in the medical field, our sign language teaching and evaluation system can be used to assist studies involving practice exercises for patients with brain injuries.

REFERENCES

- [1] D. Quinto-Pozos, "Teaching American Sign Language to Hearing Adult Learners," *Annual Review of Applied Linguistics*, vol. 31, pp. 137–158, 2011. doi:10.1017/S0267190511000195
- [2] I. Kožuh, S. Hauptman, P. Kosec, and M. Debevc, "Assessing the Efficiency of Using Mixed Reality for Learning Sign Language," in *Universal Access in Human-Computer Interaction*. Access to Interaction, M. Antona and C. Stephanidis, Eds., in *Lecture Notes in Computer Science*. Cham: Springer International Publishing, 2015, pp. 404–415. doi: 10.1007/978-3-319-20681-3_38.
- [3] A. Kydyrbekova, A. Kenzhekhan, S. Omirbayev, N. Oralbayeva, A. Imashev, and A. Sandygulova, "Interaction Design of the Mixed Reality Application for Deaf Children," 2023.
- [4] S. Hore et al., "Indian sign language recognition using optimized neural networks," in *Information Technology and Intelligent Transportation Systems*. Cham, Switzerland: Springer, 2017, pp. 553–563.
- [5] R. Cui, H. Liu, and C. Zhang, "Recurrent convolutional neural networks for continuous sign language recognition by staged optimization," in *Proc. IEEE Conf. Comput. Vis. Pattern Recognit. (CVPR)*, Jul. 2017, pp. 7361–7369.
- [6] J. Huang, W. Zhou, Q. Zhang, H. Li, and W. Li, "Video-based sign language recognition without temporal segmentation," in *Proc. Assoc. Adv. Artif. Intell. (AAAI)*, New Orleans, LA, USA, 2018.
- [7] J. Lin, A. Zeng, H. Wang, L. Zhang, and Y. Li, "One-Stage 3D Whole-Body Mesh Recovery With Component Aware Transformer," presented at the *Proceedings of the IEEE/CVF Conference on Computer Vision and Pattern Recognition*, 2023, pp. 21159–21168.
- [8] Y. Zhang, Y. Min, and X. Chen, "Teaching Chinese Sign Language with a Smartphone," *Virtual Reality & Intelligent Hardware*, vol. 3, no. 3, pp. 248–260, Jun. 2021, doi: 10.1016/j.vrih.2021.05.004.
- [9] Y. Li, X. Chai, and X. Chen, "ScoringNet: Learning Key Fragment for Action Quality Assessment with Ranking Loss in Skilled Sports," in *Computer Vision – ACCV 2018*, C. V. Jawahar, H. Li, G. Mori, and K. Schindler, Eds., Cham: Springer International Publishing, 2019, pp. 149–164. doi: 10.1007/978-3-030-20876-9_10.
- [10] Q. Shuai et al., "Novel View Synthesis of Human Interactions from Sparse Multi-view Videos," in *ACM SIGGRAPH 2022 Conference Proceedings*, in *SIGGRAPH '22*. New York, NY, USA: Association for Computing Machinery, Jul. 2022, pp. 1–10. doi: 10.1145/3528233.3530704.
- [11] Y. Rong, T. Shiratori, and H. Joo, "FrankMocap: A Monocular 3D Whole-Body Pose Estimation System via Regression and Integration," presented at the *Proceedings of the IEEE/CVF International Conference on Computer Vision*, 2021, pp. 1749–1759.
- [12] Z. Cao, G. Hidalgo, T. Simon, S.-E. Wei, and Y. Sheikh, "OpenPose: Realtime Multi-Person 2D Pose Estimation Using Part Affinity Fields," *IEEE Trans. Pattern Anal. Mach. Intell.*, vol. 43, no. 1, pp. 172–186, Jan. 2021, doi: 10.1109/TPAMI.2019.2929257.
- [13] G. Moon, H. Choi, and K. M. Lee, "Accurate 3D Hand Pose Estimation for Whole-Body 3D Human Mesh Estimation." *arXiv*, Apr. 19, 2022. doi: 10.48550/arXiv.2011.11534.
- [14] R. Morais, V. Le, T. Tran, B. Saha, M. Mansour, and S. Venkatesh, "Learning Regularity in Skeleton Trajectories for Anomaly Detection in Videos," presented at the *Proceedings of the IEEE/CVF Conference on Computer Vision and Pattern Recognition*, 2019, pp. 11996–12004.

- [15] Y. Songtao and W. Xueqin, "Tai Chi video registration method based on joint angle and DTW [J]," *Computing Technology and Automation*, vol. 39, no. 1, pp. 117–122, 2020.
- [16] F. Yu, P. Jiazhen, and W. Jianhan, "The General Posture Descriptor of the Human Body for Virtual Reality Simulation," in *2018 IEEE 9th International Conference on Software Engineering and Service Science (ICSESS)*, Nov. 2018, pp. 1147–1150. doi: 10.1109/ICSESS.2018.8663922.
- [17] J. Zhou et al., "Skeleton-based Human Keypoints Detection and Action Similarity Assessment for Fitness Assistance," *2021 IEEE 6th International Conference on Signal and Image Processing (ICSIP)*, 2021, pp. 304–310, doi: 10.1109/ICSIP52628.2021.9689020.
- [18] J. Wang, C. Zeng, Z. Wang, and K. Jiang, "An improved smart key frame extraction algorithm for vehicle target recognition," *Computers & Electrical Engineering*, vol. 97, p. 107540, Jan. 2022, doi: 10.1016/j.compeleceng.2021.107540.
- [19] X. Chai, Z. Liu, Y. Li, F. Yin, and X. Chen, "SignInstructor: An effective tool for sign language vocabulary learning," in *Proc. 4th IAPR Asian Conf. Pattern Recognit. (ACPR)*, Nov. 2017, pp. 900–905.
- [20] Y. Li, X. Chai, and X. Chen, "End-to-end learning for action quality assessment," in *Proc. Pacific Rim Conf. Multimedia*. Cham, Switzerland: Springer, 2018, pp. 125–134.
- [21] L. Yongjun, C. Xiujuan, and C. Xilin, "ScoringNet: Learning key fragment for action quality assessment with ranking loss in skilled sports," in *Proc. Asian Conf. Comput. Vis.* Cham, Switzerland: Springer, 2018, pp. 149–164.
- [22] P. Panteleris, I. Oikonomidis, and A. Argyros, "Using a single RGB frame for real time 3D hand pose estimation in the wild," in *Proc. IEEE Winter Conf. Appl. Comput. Vis. (WACV)*, Mar. 2018, pp. 436–445.
- [23] C. Zimmermann and T. Brox, "Learning to estimate 3D hand pose from single RGB images," in *Proc. IEEE Int. Conf. Comput. Vis. (ICCV)*, Oct. 2017, pp. 4903–4911.
- [24] Z. Cao, G. Hidalgo, T. Simon, S.-E. Wei, and Y. Sheikh, "Realtime multi-person 2D pose estimation using part affinity fields," in *Proc. IEEE Conf. Comput. Vis. Pattern Recognit.*, Jul. 2017, pp. 7291–7299.
- [25] M. Müller, Ed., "Dynamic Time Warping," in *Information Retrieval for Music and Motion*, Berlin, Heidelberg: Springer, 2007, pp. 69–84. doi: 10.1007/978-3-540-74048-3_4.
- [26] S. Deb, Suraksha, and P. Bhattacharya, "Mixed Sign Language Modeling(ASLM) with interaction design on smartphone - an assistive learning and communication tool for inclusive classroom," *Procedia Computer Science*, vol. 125, pp. 492–500, 2018, doi: 10.1016/j.procs.2017.12.064.
- [27] Y. Zhang, Y. Min, and X. Chen, "Teaching Chinese Sign Language with a Smartphone," *Virtual Reality & Intelligent Hardware*, vol. 3, no. 3, pp. 248–260, Jun. 2021, doi: 10.1016/j.vrih.2021.05.004.
- [28] C. Bork, K. Ng, Y. Liu, A. Yee, and M. Pohlscheidt, "Chromatographic peak alignment using derivative dynamic time warping," *Biotechnol Prog.*, vol. 29, no. 2, pp. 394–402, 2013, doi: 10.1002/btpr.1680.
- [29] Y. Xu, J. Zhang, Q. Zhang, and D. Tao, "Vitpose: Simple vision transformer baselines for human pose estimation," *Advances in Neural Information Processing Systems*, vol. 35, pp. 38571–38584, 2022.
- [30] A. Zeng, L. Yang, X. Ju, J. Li, J. Wang, and Q. Xu, "SmoothNet: A Plug-and-Play Network for Refining Human Poses in Videos." arXiv, Jul. 21, 2022. Accessed: Dec. 08, 2023. [Online].