

# Vision-and-Language Navigation via Causal Learning

Liuyi Wang, Zongtao He, Ronghao Dang, Mengjiao Shen, Chengju Liu\*, Qijun Chen\*  
School of Electronic and Information Engineering, Tongji University, Shanghai, China

{wly, xingchen327, dangronghao, liuchengju, qjchen}@tongji.edu.cn, mojo.shum@outlook.com

## Abstract

In the pursuit of robust and generalizable environment perception and language understanding, the ubiquitous challenge of dataset bias continues to plague vision-and-language navigation (VLN) agents, hindering their performance in unseen environments. This paper introduces the generalized cross-modal causal transformer (GOAT), a pioneering solution rooted in the paradigm of causal inference. By delving into both observable and unobservable confounders within vision, language, and history, we propose the **back-door** and **front-door adjustment causal learning** (BACL and FACL) modules to promote unbiased learning by comprehensively mitigating potential spurious correlations. Additionally, to capture global confounder features, we propose a **cross-modal feature pooling** (CFP) module supervised by contrastive learning, which is also shown to be effective in improving cross-modal representations during pre-training. Extensive experiments across multiple VLN datasets (R2R, REVERIE, RxR, and SOON) underscore the superiority of our proposed method over previous state-of-the-art approaches. Code is available at <https://github.com/CrystalSixone/VLN-GOAT>.

## 1. Introduction

Effective environment perception, language understanding, and historical utilization are at the core of vision-and-language navigation (VLN) [4]. Despite significant progress, deploying VLN in the real world remains a huge challenge, primarily due to diversities and uncertainties in environments and instructions. A key hindrance is dataset bias [79, 82], e.g., agents may overfit to familiar visual environments, resulting in diminished performance in environments with diverse appearances and layouts [24]. This over-reliance on specific patterns, like biased structural trajectories and repeated entity components, raises concerns about the robustness and generalizability of VLN systems.

One way to mitigate dataset bias in VLN is to build

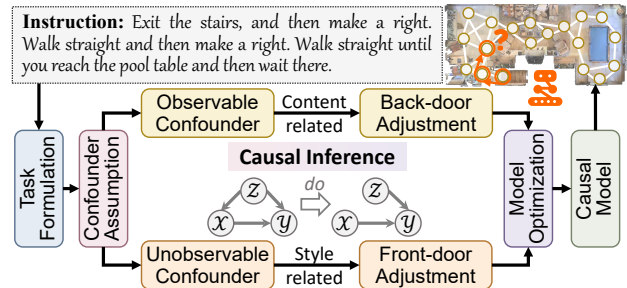


Figure 1. In response to language instructions, the VLN agent is required to navigate to the target based on visual cues. This paper introduces a causal learning pipeline using the *do*-operator to reduce bias from confounders in VLN action prediction.

broader and more diverse datasets, which is what numerous recent studies have focused on. These include using speaker models to generate pseudo instructions [14, 16, 61, 62, 64, 65], synthesizing cross-environmental trajectories [26, 39], transferring image styles [30, 34], collecting data from the web [18, 36, 44, 70], and labeling more fine-grained, entity-aligned instructions [10, 21, 29]. However, achieving a perfectly balanced dataset devoid of bias is nearly impossible. Consequently, we often find ourselves caught in a cycle of “creating a dataset” - “identifying bias” - “creating a new dataset”. Therefore, we are prompted to move from diagnosis to treatment [73], transitioning from the continuous collection of new datasets to the development of unbiased models that can confront and mitigate bias.

However, existing methods that focus on model designing mainly concentrate on introducing more types of inputs (e.g., objects [2, 12, 13, 23, 35, 63] and depth [3, 20, 40, 77]), or constructing the global graph [8, 9, 46] to represent environments. These efforts, although valuable, often overlook underlying dataset biases and the essential causal logic behind the task. In fact, the reason why humans can well execute various instructions and navigate in unknown environments is that we can learn the inherent causality of events beyond biased observation, achieving good analogical association capability. Therefore, for the first time, we propose to use causal inference [51] to equip VLN agents with similar cognitive abilities that we have, and then allow

\*Corresponding author.

them to make more reasoned decisions.

Then, how to develop such a causal inference capability? Although there is no single answer, we propose to exploit the concepts of *intervention* [52] – technique that uses a *do*-operator to alleviate the negative effects raised by confounders. Here, confounders are variables that influence both inputs and outcomes, creating spurious correlations and biases. Intervention empowers researchers to mitigate the impact of confounders, enabling the model to grasp the causation of events during data fitting. However, given the fact that VLN is such a complex task that involves cross-modal inputs and a long-term decision-making process, it is challenging to identify underlying confounders and apply intervention to debias through network learning.

To address the above challenges, we propose a generalized cross-modal causal transformer (GOAT) approach that enables the VLN model to alleviate the negative effects raised by confounders, thus achieving causal decision-making (Fig. 1). Firstly, we propose a unified structural causal model to describe the VLN system, involving two distinct categories of confounders: *observable* and *unobservable*. Observable confounders are content-related and easily identifiable (*e.g.*, the keywords in instructions and the room references in environments), whereas unobservable confounders refer to intricate stylistic nuances that are harder to discern but can impact the overall system (*e.g.*, decoration styles in vision, sentence patterns in language, and trajectory trends in history). Then, we propose to address these confounders via two causal learning modules that are based on back-door and front-door adjustments [52] (namely BACL and FACL), respectively. Furthermore, to build global dictionaries for representing confounders, we devise a cross-modal feature pooling (CFP) module to effectively aggregate long-sequential features. Contrastive learning [56] is adopted to optimize CFP, serving as an additional auxiliary task during pre-training. As demonstrated by thorough experiments, our findings reveal the impact of integrating causal learning to deconfound biases on cross-modal inputs, offering valuable insights for enhancing generalization in similar tasks across diverse scenarios.

To summarize, our main contributions are as follows:

- We propose a unified structural causal model for VLN by comprehensively considering the observable and unobservable confounders hidden in different modalities.
- we propose BACL and FACL, using the back-door and front-door adjustments to allow end-to-end unbiased cross-modal intervention and decision-making.
- We propose CFP, a cross-modal feature pooling module designed to aggregate sequence features for semantic alignment and confounder dictionaries construction.
- Our GOAT model demonstrates exceptional generalization across multiple VLN datasets (R2R [4], RxR [29], REVERIE [53], and SOON [81]), outperforming existing

state-of-the-art methods. A comprehensive causal learning pipeline is presented to inspire future research.

## 2. Related Work

**Vision-and-Language Navigation (VLN)** requires agents to navigate to specific locations [4, 29] or find target objects [53, 81] in real visual environments based on natural instructions. Its practicability has led to significant interest, showing potential in fundamental embodied AI skills. Initial models relied on recurrent neural networks [2, 11, 21, 68]. Transformer-based models [8, 9, 19, 22, 63] brought substantial progress due to their powerful long-distance encoding. However, small-scale datasets in VLN were found to cause bias, leading to serious overfitting. Consequently, several approaches were devised to tackle this challenge. Speaker-follower frameworks [16, 27, 58, 62, 64] used the speaker model to generate pseudo instructions. VLN-BERT [44], AirBERT [18], and Lily [36] collected trajectory-instruction pairs from diverse sources. REM [39] and EnvEdit [34] created new environments by editing existing environments. Although these methods improve generalization, they cannot completely eliminate inherent dataset biases. Therefore, we propose to develop an unbiased model by equipping the agent with the causal inference capability to learn cause-effect relations during data fitting, enabling them to adapt adeptly to diverse situations.

**Causal Inference** is an emerging technique exploring task causality [52], leading to a surge in efforts to integrate it with deep learning, in tasks like image recognition [67, 69, 76], image captioning [38, 73], and visual question answering [33, 49]. One popular way is to use the adjustment technique to alleviate the negative effects caused by confounders, and some studies exploring the use of counterfactuals [1, 49, 50]. This paper emphasizes the adjustment method due to its practicality. However, most of the existing causal learning tasks are simple without considering more challenging tasks like VLN. Additionally, current methods apply back-door [38, 66, 75, 78] or front-door [42, 73, 74] adjustments separately across modalities, lacking comprehensive confounder assumptions and complete bias corrections. In this paper, we propose to simultaneously tackle both observable and unobservable confounders in vision, language, and history. This approach significantly reduces overall bias, enhancing the generalization capabilities of embodied VLN agents.

## 3. Preliminary

### 3.1. Task Formulation

The VLN task [4] involves an embodied agent following natural language instructions to navigate real indoor environments. Matterport3D simulator [7] is used to allow interaction, where the environment is provided as graphs

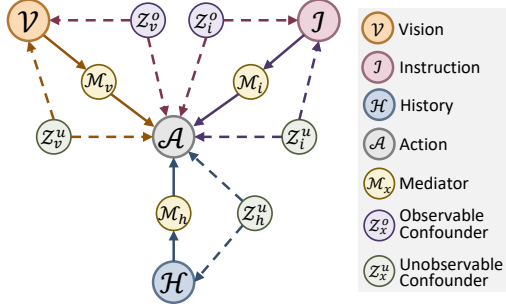


Figure 2. Illustration of the structural causal model of VLN.

with connected navigable nodes. The agent receives natural language instructions  $\mathcal{I} = \{w_1, w_2, \dots, w_L\}$  with  $L$  words, and the current panorama separated into 36 sub-images  $\mathcal{V} = \{v_1, v_2, \dots, v_{36}\}$  [16]. The agent also knows its current heading  $\theta$  and elevation  $\phi$ . During navigation, the agent needs to select the next point from nearby candidates or predicts the `stop` signal based on visual cues. Success is defined when the stop location is within 3 meters of the ground-truth position. For the goal-oriented task, REVERIE [53] and SOON [81] additionally require locating the target object at the final destination.

### 3.2. Structural Causal Model of VLN

As illustrated in Fig. 2, we construct a structural causal model capturing the relationships among the key variables in VLN: visual observation  $\mathcal{V}$ , linguistic instruction  $\mathcal{I}$ , decision history  $\mathcal{H}$ , and action prediction  $\mathcal{A}$ . To clarify, we use  $\mathcal{X}$  to denote inputs ( $\mathcal{X} = \{\mathcal{V}, \mathcal{I}, \mathcal{H}\}$ ) and  $\mathcal{Y}$  for outputs ( $\mathcal{Y} = \mathcal{A}$ ). In this directed acyclic graph, the starting and ending points represent the cause and effect, respectively. Traditional VLN methods focus on learning the observational association  $P(\mathcal{Y}|\mathcal{X})$ , overlooking the ambiguity introduced by confounders  $\mathcal{Z}$  in the back-door path  $\mathcal{X} \leftarrow \mathcal{Z} \rightarrow \mathcal{Y}$ . Here, confounders are extraneous variables that influence both causes and effects, e.g., frequently occurring content or specific attributes.  $\mathcal{Z} \rightarrow \mathcal{X}$  arises since the combined probability of input data is inevitably affected by the limited resources available in the real world when collection and simulation. Additionally,  $\mathcal{Z} \rightarrow \mathcal{Y}$  exists because collected environments, labeled instructions, or sampled trajectories also affect the probability of action distributions. These confounder links enable spurious shortcuts during training but can be detrimental in new situations. We propose to distinguish hidden confounders from different modalities into *observable* and *unobservable* categories, enhancing our prior knowledge integration and the rationality of assumption. Concretely, observable confounders encompass instances that can be recognized (e.g., room references  $z_v^o$  and guiding keywords  $z_i^o$ ). In contrast, unobservable confounders consist of intricate patterns and style-related elements that are challenging to qualitatively describe (e.g.,

decoration style in vision  $z_v^u$ , sentence pattern in language  $z_i^u$ , and trajectory trend in history  $z_h^u$ ). Since we cannot explicitly model unobservable confounders  $\mathcal{Z}^u$ , the additional mediators  $\mathcal{M}$  are inserted between  $\mathcal{X}$  and  $\mathcal{Y}$  to establish front-door paths  $\mathcal{X} \rightarrow \mathcal{M} \rightarrow \mathcal{Y}$ . Detailed adjustment methods are introduced in subsequent sections.

## 4. Methodology

The overview of the GOAT model is shown in Fig. 3. The proposed back-door and front-door adjustment causal learning modules are detailed in Sec. 4.1 and Sec. 4.2, respectively. The cross-modal feature pooling method is subsequently introduced in Sec. 4.3. Finally, a practical causal learning pipeline is presented in Sec. 4.4.

### 4.1. Observable Causal Inference

**Back-door Adjustment Causal Learning (BACL).** Based on Bayes’s theorem, the typical observational likelihood is as  $P(\mathcal{Y}|\mathcal{X}) = \sum_z P(\mathcal{Y}|\mathcal{X}, z)P(z|\mathcal{X})$ , where  $P(z|\mathcal{X})$  could bring biased weights. *Do*-operator [52] provides scientifically sound methods for determining causal effects by severing the back-door link between  $\mathcal{Z}$  and  $\mathcal{X}$ . According to the invariance and independence rules [17], we have:

$$P(\mathcal{Y}|do(\mathcal{X})) = \sum_z P(\mathcal{Y}|do(\mathcal{X}), z)P(z|do(\mathcal{X})) \quad (1)$$

$$= \sum_z P(\mathcal{Y}|\mathcal{X}, z)\underline{P(z)} \quad (2)$$

In such case, the intervention is achieved by blocking the back-door path  $\mathcal{Z} \rightarrow \mathcal{X}$ , making  $\mathcal{X}$  have a fair opportunity to incorporate causality-related factors for prediction. Previous methods [42, 73, 78] used the NWGM approximation [6] to directly pursue causal learning to the final outputs. However, these methods limit the intervention only to the network’s final Softmax layer, overlooking possible biased features in shallow layers. Since the conditional probability is implicit in pattern recognition made by the trained neural network [48], we release the target effect of causal hypothesis to *learned features* rather than merely *outputs*. Obtaining unbiased features leads to unbiased predictions. Consequently, the specific network module is formulated as  $f(\mathbf{x}, \mathbf{z})$ , and the implementation of Eq. (2) becomes:

$$\mathcal{B}(\mathbf{x}, \mathbf{z}) = \mathbb{E}_z[f(\mathbf{x}, \mathbf{z})] \quad (3)$$

The linear function is used as  $f(\mathbf{x}, \mathbf{z}) = f_x(\mathbf{x}) + f_z(\mathbf{z})$ . Then Eq. (3) becomes  $f_x(\mathbf{x}) + \mathbb{E}_z[f_z(\mathbf{z})]$ . To obtain  $\mathbb{E}_z[f_z(\mathbf{z})]$ , there are two prevalent approaches: statistic-based [42, 66] and attention-based methods [38, 73]:

$$\textbf{Statistic} : \mathbb{E}_z[f_z(\mathbf{z})] = \sum_i \frac{|z_i|}{\sum_j |z_j|} f_z(z_i) \quad (4)$$

$$\textbf{Attention} : \mathbb{E}_z[f_z(\mathbf{z})] = \sum_i \frac{\exp(\mathbf{h}z_i^T)}{\sum_j \exp(\mathbf{h}z_j^T)} f_z(z_i) \quad (5)$$

where  $|z_i|$  denotes the number of  $z$  belonging to the  $i$ -th

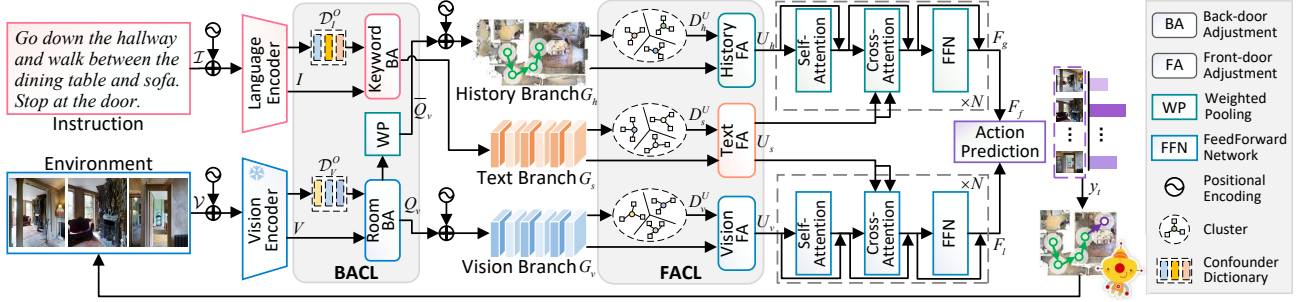


Figure 3. Framework of GOAT, built on the foundation of the dual-scale graph transformer [9]. Back-door and front-door adjustment causal learning mechanisms are used for mitigating spurious correlations, enabling unbiased feature learning and decision-making.

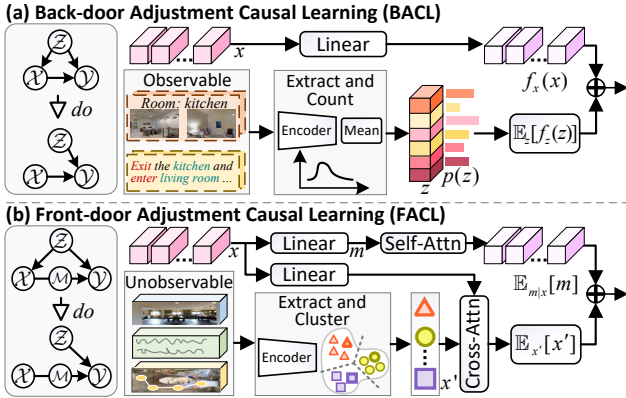


Figure 4. Illustration of BACL and FACL.

category in the training set, and  $h$  means hidden features. The illustration is shown in Fig. 4(a). Our experiments in Sec. 5.3 reveal modality-specific calculation preferences.

**BACL in Text Content.** In VLN instructions like “Exit the office and turn right into the kitchen,” essential guiding elements such as directions (e.g., “exit” and “right”) and landmarks (e.g., “office” and “kitchen”) play significant roles. These keywords which are common causes of instruction construction and action distribution, serve as observable confounders. Firstly, we build the text keyword dictionary  $\mathcal{D}_I^O = [z_{i,1}^o, z_{i,2}^o, \dots, z_{i,K}^o]$  with  $K$  classes to store confounder features. Direction-and-landmark keywords are extracted based on their part-of-speech tags [63]. We use the pre-trained RoBERTa [41] to obtain feature representations for each extracted token  $f_i^o$ . Since the same word can have different features across sentences, we calculate the average feature for each keyword:  $z_{i,n}^o = \frac{1}{|z_{i,n}^o|} \sum_j f_{i,n,j}^o$ . Subsequently, the text content causal representation  $G_s$  is calculated as follows:

$$I = \text{RoBERTa}(\psi_t(I) + \psi_t(P)), Z_k = \text{LN}(\phi_k(\mathcal{D}_I^O)) \quad (6)$$

$$G_s = \text{LN}[\phi_i(\mathcal{B}(I, Z_k))] \quad (7)$$

where  $\psi(\cdot)$  and  $\phi(\cdot)$  denote the learnable embedding layer and the full-connection layer, respectively. The absolute positional encoding  $\mathcal{P}$  [60] is added to present the position information, and the layer normalization LN [5] is employed

for stabilizing hidden states during training.

**BACL in Vision Content.** For each step, the panorama  $\mathcal{V}$  is divided into 36 sub-images. Since existing VLN datasets primarily involve indoor room navigation, visual room references are treated as observable confounders. CLIP [56] is used to extract image features. Since room labels are not directly provided, we employ BLIP [32], a pre-trained VQA model to capture the room information for each image, by querying the model with a fixed prompt “what kind of room is this?” The average value of each room reference type is calculated, forming a visual room reference dictionary  $\mathcal{D}_V^O = [z_{v,1}^o, z_{v,2}^o, \dots, z_{v,M}^o]$ , where  $M$  is the number of room types. Additionally, the matrix  $\gamma = [(\sin \theta_i, \cos \theta_i, \sin \eta_i, \cos \eta_i)_{i=1}^{36}]$  is used to present the direction of each image’s shift relative to the agent, where  $\theta$  and  $\eta$  denote the heading and elevation direction. If there are additional object features (for goal-oriented tasks), they are concatenated with image features. Subsequently, a 2-layer transformer encoder is used to capture spatial dependencies. The above process is formulated as follows:

$$V = \text{CLIP}(\mathcal{V}), Z_r = \text{LN}(\phi_r(\mathcal{D}_V^O)) \quad (8)$$

$$V_v = \text{LN}[\phi_v(\mathcal{B}(V, Z_r))] \quad (9)$$

$$Q_v = \text{Trans}(V_v + \psi_d(\gamma)) \quad (10)$$

## 4.2. Unobservable Causal Inference

**Front-door Adjustment Causal Learning (FACL).** In the previous section, we employed the back-door adjustment technique to handle bias caused by observable confounders. However, there are additional unobservable confounders that cannot be explicitly captured and modeled in advance. To address this, we introduce another technique - front-door adjustment [17]. As shown in Fig. 4(b), an additional mediator  $\mathcal{M}$  is inserted between inputs and outcomes to construct the front door path  $\mathcal{X} \rightarrow \mathcal{M} \rightarrow \mathcal{Y}$ . In VLN, an attention-based model  $P(\mathcal{Y}|\mathcal{X}) = \sum_m P(\mathcal{Y}|m)P(m|\mathcal{X})$  will select key regions  $\mathcal{M}$  from inputs  $\mathcal{X}$  for action prediction  $\mathcal{Y}$ . Therefore, the model inference can be represented by two parts: the feature selector  $\mathcal{X} \rightarrow \mathcal{M}$  which selects suitable knowledge  $\mathcal{M}$  from  $\mathcal{X}$ , and the action predictor



$\mathcal{M} \rightarrow \mathcal{Y}$  which exploits  $\mathcal{M}$  to predict  $\mathcal{Y}$ . To eliminate spurious correlation brought by unobservable confounder  $\mathcal{Z}$ , we simultaneously deploy *do*-operator to  $\mathcal{X}$  and  $\mathcal{M}$ :

$$P(\mathcal{Y}|do(\mathcal{X})) = \sum_m P(\mathcal{Y}|do(m))P(m|do(\mathcal{X})) \quad (11)$$

$$= \sum_{x'} P(x') \sum_m P(\mathcal{Y}|m, x')P(m|\mathcal{X}) \quad (12)$$

$$= \mathbb{E}_{x'} \mathbb{E}_{m|x} [P(\mathcal{Y}|x', m)] \quad (13)$$

where  $x'$  denotes potential input samples of the whole representation space, different from current inputs  $\mathcal{X} = x$ . We use the bold symbol  $\mathbf{m}$  to denote the in-sampling features obtained by the feature extractor acting on the current input, and  $\mathbf{x}'$  to mean the cross-sampling features randomly sampled by the K-means-based feature selector from the entire training samples. Based on the linear mapping model, Eq. (13) becomes  $\mathbb{E}_{m|x}[\mathbf{m}] + \mathbb{E}_{x'}[\mathbf{x}']$ . As it is intractable to get a closed-form solution of expectations involving the complex representation space, the estimation is achieved by the query mechanism. Two embedding functions [42, 73] are used to transmit input  $\mathbf{x}$  into two query sets  $\mathbf{g}_1 = q_1(\mathbf{x})$  and  $\mathbf{g}_2 = q_2(\mathbf{x})$ . Then, the front-door adjustment is approximated as follows:

$$\mathbb{E}_{x'}[\mathbf{x}'] \approx \sum_{x'} P(x'|g_1) \mathbf{x}' = \sum_i \frac{\exp(\mathbf{g}_1 \mathbf{x}'_i^T)}{\sum_j \exp(\mathbf{g}_1 \mathbf{x}'_j^T)} \mathbf{x}'_i \quad (14)$$

$$\mathbb{E}_{m|x}[\mathbf{m}] \approx \sum_m P(\mathbf{m}|g_2) \mathbf{m} = \sum_i \frac{\exp(\mathbf{g}_2 \mathbf{m}_i^T)}{\sum_j \exp(\mathbf{g}_2 \mathbf{m}_j^T)} \mathbf{m}_i \quad (15)$$

$$\mathcal{F}(\mathbf{x}, \mathbf{x}') = \mathbb{E}_{x'}[\mathbf{x}'] + \mathbb{E}_{m|x}[\mathbf{m}] \quad (16)$$

The above process can be efficiently implemented using the multi-head attention [60], enabling seamless integration of causal adjustments into existing transformer-based frameworks with minimal modifications.

**FACL in Text, Vision, and History.** Considering the characteristics of VLN, we propose to eliminate unobservable confounders from three kinds of inputs in VLN, *i.e.*, vision, language, and history. First, following previous graph-based methods [9, 63], we construct the vision sequence  $G_v = \{[\text{STOP}], [\text{MEM}], Q_v\}$  and the history sequence  $G_h = \{[\text{STOP}], [\text{MEM}], \{Q_t\}_{t=1}^T\}$  by adding the additional token for presenting stop and recurrent memory states, respectively.  $Q_t$  means the learned weight sum of panoramic features for the  $t$ -th step. To condense the lengthy sequence of features and generate global features  $\mathbf{x}'$  for cross-sampling, we devise the CFP module (as described in Sec. 4.3) with the attentive pooling mechanism to construct confounder dictionaries for vision, history, and instruction, denoted as  $D_v^U, D_h^U$ , and  $D_s^U$ , respectively. Then the causality-enhanced features  $R_v, R_h$  and  $R_s$  are calculated based on Eq. (16):

$$R_v = \mathcal{F}(G_v, D_v^U), R_h = \mathcal{F}(G_h, D_h^U), R_s = \mathcal{F}(G_s, D_s^U) \quad (17)$$

Furthermore, we introduce an adaptive gate fusion (AGF) method to enhance the stability of learning by integrating

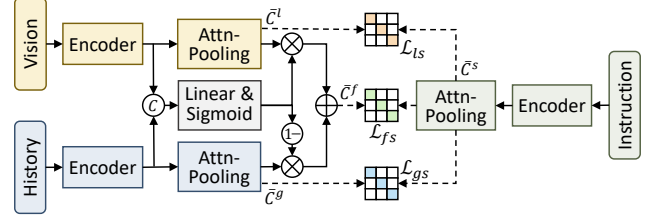


Figure 5. Illustration of the cross-modal feature pooling (CFP).

causality-enhanced features with the original context features for each modality:

$$\omega_x = \delta(R_x W_x + G_x W_g + b) \quad (18)$$

$$U_x = \omega_x \odot R_x + (1 - \omega_x) \odot G_x \quad (19)$$

where  $\delta$  and  $\odot$  mean the Sigmoid function and element-wise multiplication. Suppose  $R_x$  and  $G_x \in \mathbb{R}^{L_x \times d_h}$ , then  $W_{x/g} \in \mathbb{R}^{d_h \times 1}$  and  $b \in \mathbb{R}^{L_x \times 1}$  are learnable parameters. Next, the cross-modal fused local features  $F_l$  and global features  $F_g$  are obtained by the cross-attention encoders  $\mathcal{C}$  from METEOR [15]. The dynamic fusion  $\mathcal{DF}$  [9] followed by Softmax  $\mathcal{SF}$  is applied for action prediction:

$$F_l = \mathcal{C}(U_v, U_s, U_s), F_g = \mathcal{C}(U_h, U_s, U_s) \quad (20)$$

$$F_f = \mathcal{DF}(F_l, F_g), y_t = \mathcal{SF}(F_f) \quad (21)$$

The cross-entropy loss is used to optimize the network:

$$\mathcal{L}_{ce} = \sum_{t=1}^T -\log P(y_t^* | \mathcal{I}, \mathcal{V}_t, \mathcal{H}_{1:t-1}) \quad (22)$$

### 4.3. Cross-modal Feature Pooling

One challenge of implementing the front-door adjustment in VLN is constructing efficient dictionaries for global features from long sequences. This requires compressing sequential features of varying lengths into a unified feature space to represent each sample effectively. Let  $H \in \mathbb{R}^{L \times d_h}$  be the sequential features, the following attentive pooling is used to effectively compress the sequence length:

$$A = \mathcal{T}(H), \alpha = \mathcal{SF}(A W_a), \bar{H} = \mathcal{T}(\alpha^T H) \quad (23)$$

where  $\mathcal{T}$  denote the Tanh activation,  $W_a \in \mathbb{R}^{d_h \times 1}$  is the learnable attention matrix, and  $\bar{H} \in \mathbb{R}^{1 \times d_h}$ . As shown in Fig. 5, for vision, history, local-global fusion, and text features, we use one transformer layer as the encoder followed by the attentive pooling to obtain flattened features  $\bar{C}^l, \bar{C}^g, \bar{C}^f$ , and  $\bar{C}^s$ , respectively. Then, we adopt contrastive learning [35, 57, 62] to optimize this cross-modal feature pooling (CFP) module, meanwhile improving semantic alignments for different modalities. The contrastive loss  $\mathcal{L}_{ls}$  is constructed as:

$$\mathcal{L}_{ls} = -\frac{1}{2B} \sum_{j=1}^B \log \frac{\exp(\langle \bar{C}_j^l, \bar{C}_j^s \rangle / t)}{\sum_{k=1}^B \exp(\langle \bar{C}_j^l, \bar{C}_k^s \rangle / t)} - \frac{1}{2B} \sum_{k=1}^B \log \frac{\exp(\langle \bar{C}_k^l, \bar{C}_k^s \rangle / t)}{\sum_{j=1}^B \exp(\langle \bar{C}_j^l, \bar{C}_k^s \rangle / t)} \quad (24)$$

where  $B$  and  $t$  mean the batch size and temperature, respectively. Similarly, contrastive losses  $\mathcal{L}_{gs}$  and  $\mathcal{L}_{fs}$  are calculated by replacing  $\bar{C}^l$  with  $\bar{C}^g$  and  $\bar{C}^f$ . The overall CFP loss is the sum of these losses  $\mathcal{L}_{CFP} = \mathcal{L}_{ls} + \mathcal{L}_{gs} + \mathcal{L}_{fs}$ .

To enable the network more adaptive to characteristics for VLN and thus facilitate the building of the front-door confounder dictionaries for samples, we train the CFP module alongside other auxiliary tasks [9] during pre-training. Subsequently, the trained attentive pooling modules are used to extract global features for different modalities. In the fine-tuning stage, we employ the BACL and FACL with established dictionaries for intervention. The CFP offers dual benefits: it aligns different modalities more effectively during pre-training and provides a systematic approach for extracting coherent representations from sequence inputs.

#### 4.4. Causal Learning Pipeline

As shown in Fig. 6, we summarize a causal learning pipeline that serves as a blueprint for similar learning-based methods. First, it begins with task formulation, where the specific task and its objectives are precisely defined. Next, the observable and unobservable confounders are explicitly assumed. Both back-door and front-door adjustment strategies are employed to tackle these confounders, either simultaneously or sequentially, contingent on task specifics. Then, the pipeline proceeds to model calculation and result prediction. Throughout network optimization, both network parameters and confounder features are continuously updated. Ultimately, this iterative process leads us to the development of a robust causal model capable of generating unbiased features, thereby advancing the generalizability of AI systems.

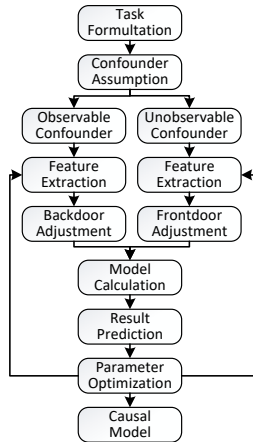


Figure 6. Pipeline of the causal learning.

## 5. Experiments

### 5.1. Experimental Settings

**1) Datasets.** We verify GOAT on two kinds of VLN benchmarks: fine-grained datasets (R2R [4] and RxR-English [29]), which provide long step-by-step navigation instructions, and goal-oriented datasets (REVERIE [53] and SOON [81]), which additionally requires for the target object. Formally, the datasets are partitioned into four splits: training, validation seen (sharing the same environments with the training set), validation unseen (having different

environments from the training set), and test unseen sets (reported by the online leaderboard for fair comparison).

**2) Evaluation Metrics.** In R2R, key metrics include Navigation Error (NE), Success Rate (SR), Oracle SR (OSR), and SR Weighted by Path Length (SPL). RxR adds Normalized Dynamic Time Warping (nDTW) and SR Weighted by Dynamic Time Warping (sDTW). REVERIE and SOON introduce Remote Grounding Success Rate (RGS) and RGS Weighted by Path Length (RGSPL).

**3) Implementation Details.** Our model consists of 6 transformer layers for text, 2 for panorama, and 3 for cross-modal encoding. We use CLIP-B/16 [56] for image feature extraction and initialize network weights with METEOR [15]. In pre-training, MLM [28], SAP [8], and the proposed CFP are for R2R and RxR. OG [37] is added for REVERIE and SOON. EnvEdit [34] is employed for feature augmentation. The synthetic extended datasets [19, 62, 65] are used for R2R, REVERIE, and RxR, respectively. Pre-training is done on a single Tesla V100 GPU for a maximum of 300K iterations by the AdamW [43] optimizer, with a batch size of 48 and a learning rate of  $5 \times 10^{-5}$ . The numbers of classes of keywords and rooms are 74 and 50, and the temperature  $t$  is set to 1. In fine-tuning, the front-door dictionaries are randomly sampled from the K-Means clustering features. As the text transformer RoBERTa [41] is involved in end-to-end training, the textual keywords dictionary is also iteratively updated. Speaker models with the environmental dropout [58, 62, 64] are used to provide dynamic pseudo labels. We employ batch size 12 for R2R, REVERIE, and 5 for RxR and SOON, with a learning rate of  $2 \times 10^{-5}$  and a maximum of 100K iterations.

### 5.2. Comparisons with State-of-the-Arts

In Tab. 1, 2, 3, 4, we compare GOAT with the previous state-of-the-art (SoTA) methods on the R2R, REVERIE, RxR-English, and SOON datasets, respectively. On all these four datasets, our approach exhibits superior navigation performance, precise instruction-following alignment, and accurate object grounding across both seen and unseen environments. For instance, in R2R, GOAT achieves remarkable improvements in SPL compared to BEVBert [3], with relative increases of 7.41%, 6.45%, and 4.74% on three subsets. In REVERIE, GOAT shows substantial relative enhancements in RGSPL by 11.83%, 6.55%, and 20.87% on three subsets. In the challenging SOON and RxR tasks, GOAT also exhibits significant improvements in performance metrics, highlighting its robustness and superior generalization capabilities over previous methods.

### 5.3. Quantitative Analysis

**1) Effect of Causal Inference.** Fig. 7 verifies the impact of causal inference on GOAT across four diverse VLN datasets in unseen environments. “W/o intervention” signifies the

Method	Validation Seen				Validation Unseen				Test Unseen			
	SR↑	SPL↑	NE↓	OSR↑	SR↑	SPL↑	NE↓	OSR↑	SR↑	SPL↑	NE↓	OSR↑
HAMT [8]	76	72	2.51	82	66	61	3.29	73	65	60	3.93	72
DUET [9]	79	73	2.28	86	72	60	3.31	81	69	59	3.65	76
TD-STP [80]	77	73	2.34	83	70	63	3.22	76	67	61	3.73	72
GeoVLN [25]	79	76	2.22	–	68	63	3.35	–	65	61	3.95	–
DSRG [63]	81	76	2.23	88	73	62	3.00	81	72	61	3.33	78
GridMM [71]	–	–	–	–	75	64	2.83	–	73	62	3.35	–
GELA [10]	76	73	2.39	–	71	65	3.11	–	67	62	3.59	–
EnvEdit [34]	77	74	2.32	–	69	64	3.24	–	68	64	3.59	–
BEVBert [3]	81	74	2.17	88	75	64	2.81	84	73	62	3.13	<b>81</b>
<b>GOAT (Ours)</b>	<b>83.74</b>	<b>79.48</b>	<b>1.79</b>	<b>88.64</b>	<b>77.82</b>	<b>68.13</b>	<b>2.40</b>	<b>84.72</b>	<b>74.57</b>	<b>64.94</b>	<b>3.04</b>	80.35

Table 1. Comparison with other state-of-the-art methods on the R2R dataset [4]. ‘–’: unavailable statistics.

Method	Validation Seen				Validation Unseen				Test Unseen			
	SR↑	SPL↑	RGS↑	RGSPL↑	SR↑	SPL↑	RGS↑	RGSPL↑	SR↑	SPL↑	RGS↑	RGSPL↑
HAMT [8]	43.29	40.19	27.20	25.18	32.95	30.20	18.92	17.28	30.40	26.67	14.88	13.08
HOP+ [54]	55.87	49.55	40.76	36.22	36.07	31.13	22.49	19.33	33.82	28.24	20.20	16.86
DUET [9]	71.75	63.94	57.41	51.14	46.98	33.73	32.15	23.03	52.51	36.06	31.88	22.06
DSRG [63]	75.69	68.09	61.07	54.72	47.83	34.02	32.69	23.37	54.04	37.09	32.49	22.18
GridMM [71]	–	–	–	–	51.37	36.47	34.57	24.56	53.13	36.60	34.87	23.45
BEVBert [3]	73.72	65.32	57.70	51.73	51.78	36.37	34.71	24.44	52.81	36.41	32.06	22.09
<b>GOAT (Ours)</b>	<b>78.64</b>	<b>71.40</b>	<b>63.74</b>	<b>57.85</b>	<b>53.37</b>	<b>36.70</b>	<b>38.43</b>	<b>26.09</b>	<b>57.72</b>	<b>40.53</b>	<b>38.32</b>	<b>26.70</b>

Table 2. Comparison with other state-of-the-art methods on the REVERIE dataset [53]. ‘–’: unavailable statistics.

Method	Validation Seen				Validation Unseen			
	SR↑	SPL↑	nDTW↑	sDTW↑	SR↑	SPL↑	nDTW↑	sDTW↑
Syntax [31]	48.1	44.0	58.0	40.0	39.2	35.0	52.0	32.0
SOAT [45]	–	–	–	–	44.2	–	54.8	36.4
HOP+ [54]	53.6	47.9	59.0	43.0	45.7	38.4	52.0	36.0
FOAM [14]	–	–	–	–	42.8	38.7	54.1	35.6
ADAPT [35]	50.3	44.6	56.3	40.6	46.9	40.2	54.1	37.7
MAR <sub>M-MP</sub> [27]	–	–	–	–	50.2	–	60.3	43.9
VLN-PETL [55]	60.5	56.8	65.7	51.7	57.9	54.2	64.9	49.7
<b>GOAT (Ours)</b>	<b>74.1</b>	<b>68.1</b>	<b>71.0</b>	<b>61.4</b>	<b>68.2</b>	<b>61.7</b>	<b>67.1</b>	<b>56.6</b>

Table 3. Comparison on the RxR-English dataset [29].

Method	Validation Unseen				Test Unseen			
	OSR↑	SR↑	SPL↑	RGSPL↑	OSR↑	SR↑	SPL↑	RGSPL↑
GBE [81]	28.54	19.52	13.34	1.16	21.45	12.90	9.23	0.45
DUET [9]	50.91	36.28	22.58	3.75	43.00	33.44	21.42	4.17
GridMM [71]	53.39	37.46	24.81	3.91	48.02	36.27	21.25	4.15
<b>GOAT (Ours)</b>	<b>54.69</b>	<b>40.35</b>	<b>28.05</b>	<b>5.85</b>	<b>50.63</b>	<b>40.50</b>	<b>25.18</b>	<b>6.10</b>

Table 4. Comparison on the SOON dataset [81].

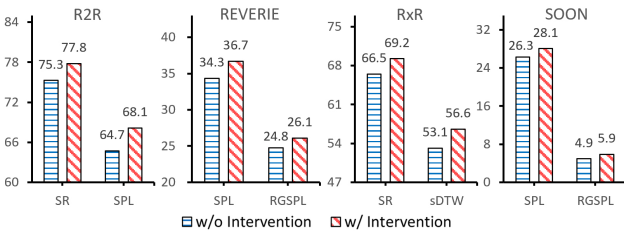


Figure 7. Effect of the intervention on various VLN datasets.

exclusion of the proposed BACL and FACL interventions across all modalities. On each of the datasets examined, the

Id	BACL	FACL	SR↑	SPL↑	NE↓	OSR↑
1	✗	✗	75.27	64.69	2.72	83.14
2	✓	✗	76.37	67.13	2.60	83.99
3	✗	✓	76.50	66.92	2.53	84.21
<b>4</b>	<b>✓</b>	<b>✓</b>	<b>77.82</b>	<b>68.13</b>	<b>2.40</b>	<b>84.72</b>

Table 5. Effect of back-door and front-door adjustments.

integration of causal inference leads to significant enhancements in the model’s performance. This strongly demonstrates causal learning’s considerable popularization potential in enhancing learning-based model generalization.

**2) Effect of BACL and FACL.** Tab. 5 analyzes the effects of the proposed BACL and FACL on the R2R val-unseen subset. Compared to the baseline (#1), individual application of either BACL (#2) or FACL (#3) leads to performance improvements. Concurrent use of BACL and FACL (#4) leads to further performance enhancements. These findings underscore our assumption about the presence of both observable and unobservable confounders. Integrating both back-door and front-door adjustments is crucial to comprehensively addressing dataset biases, and enhancing the model’s robustness and generalization.

**3) Effect of CFP.** In Tab. 6, we assess the efficacy of the proposed CFP on the R2R val-unseen subset. During pre-training (PT), incorporating CFP as an additional auxiliary task (CFP-P) enhances training performance, improving SR and SPL by 3.11% and 3.02% (#A1), respectively. In the fine-tuning (FT) stage, we compare the performance with and without the use of trained attention modules from CFP

Stage	Id	Method	SR $\uparrow$	SPL $\uparrow$	NE $\downarrow$	OSR $\uparrow$
PT	A0	w/o CFP-P	40.36	37.88	6.52	48.87
	A1	w/ CFP-P	43.47	40.90	6.06	53.13
FT	B0	A0 w/o CFP-F	75.56	65.90	2.63	82.42
	B1	A1 w/o CFP-F	76.63	66.17	2.63	84.67
	B2	A1 w/ CFP-F	<b>77.82</b>	<b>68.13</b>	<b>2.40</b>	<b>84.72</b>

Table 6. Effect of CFP in pre-training and fine-tuning.

Id	Text	Vision	SR $\uparrow$	SPL $\uparrow$	NE $\downarrow$	OSR $\uparrow$
1	Stats	Stats	75.22	64.78	2.71	83.65
2	Stats	Attn	76.59	65.39	2.56	<b>85.31</b>
3	<b>Attn</b>	<b>Stats</b>	<b>77.82</b>	<b>68.13</b>	<b>2.40</b>	84.72
4	Attn	Attn	75.95	65.83	2.64	83.91

Table 7. Effect of Statistic and Attention methods in BACL.

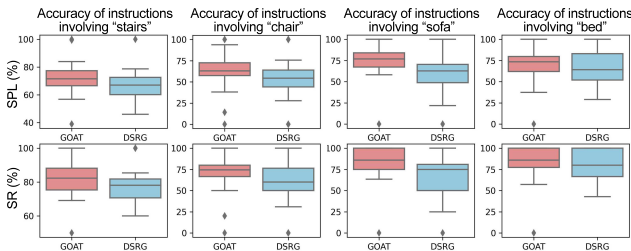


Figure 8. Comparison of the distribution of SR and SPL of instructions involving specific terms on the R2R val-unseen split.

to extract global features for front-door dictionaries (CFP-F). “W/o CFP-F” signifies the use of simple average pooling to compress features from the pre-trained model. #B2 shows that the CFP provides more reliable confounder representations for causal learning (SPL  $\uparrow$  1.96%).

**4) Effect of Different BACL in Different Modalities.** Tab. 7 investigates the effect of various combinations of statistic-based and attention-based methods for text and vision in BACL on the R2R val-unseen subset. The results indicate that employing the attention method for text and the statistic method for vision yields the best performance (#3). Intuitively, this can be explained by the structured nature of textual information and the involvement of RoBERTa’s end-to-end training, enabling the attention method to effectively capture contextual nuances. Conversely, images lack explicit causality, and CLIP, the image extractor, isn’t trained directly for efficiency reasons. Consequently, the statistic method ensures a stable causal learning process, preserving the integrity of vision-related features.

#### 5.4. Qualitative Analysis

**1) Bias Elimination Effect.** In Fig. 8, the compactness of the boxes represents concentrated data distribution and reduced variability, while a median line closer to the center signifies even data distribution. It shows that GOAT obtains narrower boxes and more central midlines across diverse objects. This finding showcases that with the integration of

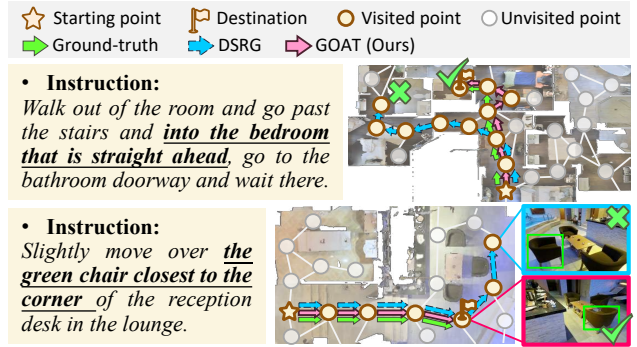


Figure 9. Predicted trajectories in unseen environments.

causal intervention, GOAT significantly reduces prediction bias, thereby enhancing its generalization capability in previously unseen environments.

**2) Visualized Trajectories.** In Fig. 9, we visualize some predicted trajectories in unseen environments, comparing them with DSRG on R2R and REVERIE datasets. Notably, GOAT precisely captures directional cues like “straight ahead” and nuanced instructions like “closest to the corner”, enabling accurate predictions. These instances highlight the intricate causal connections in VLN tasks, where specific instructions prompt corresponding actions. GOAT’s enhanced causal inference capability enables it to generate more reasoned responses aligned with the provided instructions, underscoring the significance of robust causal inference in VLN systems. Please refer to our supplementary material for more detailed discussions and visualizations.

## 6. Conclusion

Our work presents GOAT, a novel approach that addresses the dataset bias in VLN from the perspective of causal learning. The back-door and front-door adjustment causal learning (BACL and FACL) mechanisms are proposed to adjust for observable and unobservable confounders, respectively. The cross-modal feature pooling (CFP) module is adopted to promote feature learning and extraction through contrastive learning. The practical causal learning pipeline is presented to illuminate other similar learning-based methods. Experiments on R2R, REVERIE, RxR, and SOON datasets show that GOAT can reasonably discover sequence visual-linguistic causal structures and significantly improve performance. Beyond VLN, the underlying confounder assumption and causal inference principles are generalizable to other similar fields.

## Acknowledgments

This paper is supported by the National Natural Science Foundation of China under Grants (62233013, 62073245, 62173248). Shanghai Science and Technology Innovation Action Plan (22511104900).



## References

- [1] Ehsan Abbasnejad, Damien Teney, Amin Parvaneh, Javen Shi, and Anton van den Hengel. Counterfactual vision and language learning. In *Proceedings of the IEEE/CVF conference on computer vision and pattern recognition*, pages 10044–10054, 2020. [2](#)
- [2] Dong An, Yuankai Qi, Yan Huang, Qi Wu, Liang Wang, and Tieniu Tan. Neighbor-view enhanced model for vision and language navigation. In *Proceedings of the 29th ACM International Conference on Multimedia*, pages 5101–5109, 2021. [1](#), [2](#)
- [3] Dong An, Yuankai Qi, Yangguang Li, Yan Huang, Liang Wang, Tieniu Tan, and Jing Shao. Bevbert: Multimodal map pre-training for language-guided navigation. *Proceedings of the IEEE/CVF International Conference on Computer Vision*, 2023. [1](#), [6](#), [7](#)
- [4] Peter Anderson, Qi Wu, Damien Teney, Jake Bruce, Mark Johnson, Niko Sünderhauf, Ian Reid, Stephen Gould, and Anton Van Den Hengel. Vision-and-language navigation: Interpreting visually-grounded navigation instructions in real environments. In *Proceedings of the IEEE Conference on Computer Vision and Pattern Recognition*, pages 3674–3683, 2018. [1](#), [2](#), [6](#), [7](#), [14](#)
- [5] Jimmy Ba, Jamie Ryan Kiros, and Geoffrey E. Hinton. Layer normalization. *ArXiv*, abs/1607.06450, 2016. [4](#)
- [6] Pierre Baldi and Peter Sadowski. The dropout learning algorithm. *Artificial intelligence*, 210:78–122, 2014. [3](#)
- [7] Angel Chang, Angela Dai, Thomas Funkhouser, Maciej Halber, Matthias Niessner, Manolis Savva, Shuran Song, Andy Zeng, and Yinda Zhang. Matterport3D: Learning from RGB-D data in indoor environments. *International Conference on 3D Vision (3DV)*, 2017. [2](#)
- [8] Shizhe Chen, Pierre-Louis Guhur, Cordelia Schmid, and Ivan Laptev. History aware multimodal transformer for vision-and-language navigation. *Advances in Neural Information Processing Systems*, 34, 2021. [1](#), [2](#), [6](#), [7](#)
- [9] Shizhe Chen, Pierre-Louis Guhur, Makarand Tapaswi, Cordelia Schmid, and Ivan Laptev. Think global, act local: Dual-scale graph transformer for vision-and-language navigation. In *Proceedings of the IEEE/CVF Conference on Computer Vision and Pattern Recognition*, pages 16537–16547, 2022. [1](#), [2](#), [4](#), [5](#), [6](#), [7](#), [14](#)
- [10] Yibo Cui, Liang Xie, Yakun Zhang, Meishan Zhang, Ye Yan, and Erwei Yin. Grounded entity-landmark adaptive pre-training for vision-and-language navigation. In *Proceedings of the IEEE/CVF International Conference on Computer Vision*, pages 12043–12053, 2023. [1](#), [7](#)
- [11] Ronghao Dang, Zhuofan Shi, Liuyi Wang, Zongtao He, Chengju Liu, and Qijun Chen. Unbiased directed object attention graph for object navigation. In *Proceedings of the 30th ACM International Conference on Multimedia*, page 3617–3627, New York, NY, USA, 2022. Association for Computing Machinery. [2](#)
- [12] Ronghao Dang, Lu Chen, Liuyi Wang, He Zongtao, Chengju Liu, and Qijun Chen. Multiple thinking achieving meta-ability decoupling for object navigation. In *International Conference on Machine Learning (ICML)*, 2023. [1](#)
- [13] Ronghao Dang, Liuyi Wang, Zongtao He, Shuai Su, Jiagui Tang, Chengju Liu, and Qijun Chen. Search for or navigate to? dual adaptive thinking for object navigation. In *Proceedings of the IEEE/CVF International Conference on Computer Vision*, pages 8250–8259, 2023. [1](#)
- [14] Zi-Yi Dou and Nanyun Peng. Foam: A follower-aware speaker model for vision-and-language navigation. In *Proceedings of the 2022 Conference of the North American Chapter of the Association for Computational Linguistics: Human Language Technologies*, pages 4332–4340, 2022. [1](#), [7](#)
- [15] Zi-Yi Dou, Yichong Xu, Zhe Gan, Jianfeng Wang, Shuohang Wang, Lijuan Wang, Chenguang Zhu, Pengchuan Zhang, Lu Yuan, Nanyun Peng, et al. An empirical study of training end-to-end vision-and-language transformers. In *Proceedings of the IEEE/CVF Conference on Computer Vision and Pattern Recognition*, pages 18166–18176, 2022. [5](#), [6](#)
- [16] Daniel Fried, Ronghang Hu, Volkan Cirik, Anna Rohrbach, Jacob Andreas, Louis-Philippe Morency, Taylor Berg-Kirkpatrick, Kate Saenko, Dan Klein, and Trevor Darrell. Speaker-follower models for vision-and-language navigation. *Advances in Neural Information Processing Systems*, 31, 2018. [1](#), [2](#), [3](#)
- [17] Madelyn Glymour, Judea Pearl, and Nicholas P Jewell. *Causal inference in statistics: A primer*. John Wiley & Sons, 2016. [3](#), [4](#)
- [18] Pierre-Louis Guhur, Makarand Tapaswi, Shizhe Chen, Ivan Laptev, and Cordelia Schmid. Airbert: In-domain pretraining for vision-and-language navigation. In *Proceedings of the IEEE/CVF International Conference on Computer Vision*, pages 1634–1643, 2021. [1](#), [2](#)
- [19] Weituo Hao, Chunyuan Li, Xiujun Li, Lawrence Carin, and Jianfeng Gao. Towards learning a generic agent for vision-and-language navigation via pre-training. In *Proceedings of the IEEE/CVF Conference on Computer Vision and Pattern Recognition*, pages 13137–13146, 2020. [2](#), [6](#)
- [20] Zongtao He, Liuyi Wang, Ronghao Dang, Shu Li, Qingqing Yan, Chengju Liu, and Qijun Chen. Learning depth representation from rgb-d videos by time-aware contrastive pre-training. *IEEE Transactions on Circuits and Systems for Video Technology*, pages 1–1, 2023. [1](#)
- [21] Zongtao He, Liuyi Wang, Shu Li, Qingqing Yan, Chengju Liu, and Qijun Chen. Mlanet: Multi-level attention network with sub-instruction for continuous vision-and-language navigation. *arXiv preprint arXiv:2303.01396*, 2023. [1](#), [2](#)
- [22] Yicong Hong, Qi Wu, Yuankai Qi, Cristian Rodriguez-Opazo, and Stephen Gould. Vln bert: A recurrent vision-and-language bert for navigation. In *Proceedings of the IEEE/CVF Conference on Computer Vision and Pattern Recognition*, pages 1643–1653, 2021. [2](#)
- [23] Yicong Hong, Yang Zhou, Ruiyi Zhang, Franck Dornoncourt, Trung Bui, Stephen Gould, and Hao Tan. Learning navigational visual representations with semantic map supervision. In *Proceedings of the IEEE/CVF International Conference on Computer Vision*, pages 3055–3067, 2023. [1](#)
- [24] Ronghang Hu, Daniel Fried, Anna Rohrbach, Dan Klein, Trevor Darrell, and Kate Saenko. Are you looking? grounding to multiple modalities in vision-and-language navigation.

- In *Proceedings of the 57th Annual Meeting of the Association for Computational Linguistics*, pages 6551–6557, 2019. **1**
- [25] Jingyang Huo, Qiang Sun, Boyan Jiang, Haitao Lin, and Yanwei Fu. Geovln: Learning geometry-enhanced visual representation with slot attention for vision-and-language navigation. In *Proceedings of the IEEE/CVF Conference on Computer Vision and Pattern Recognition*, pages 23212–23221, 2023. **7**
- [26] Vihan Jain, Gabriel Magalhaes, Alexander Ku, Ashish Vaswani, Eugene Ie, and Jason Baldridge. Stay on the path: Instruction fidelity in vision-and-language navigation. In *Proceedings of the 57th Annual Meeting of the Association for Computational Linguistics*, pages 1862–1872, 2019. **1**
- [27] Aishwarya Kamath, Peter Anderson, Su Wang, Jing Yu Koh, Alexander Ku, Austin Waters, Yinfei Yang, Jason Baldridge, and Zarana Parekh. A new path: Scaling vision-and-language navigation with synthetic instructions and imitation learning. In *Proceedings of the IEEE/CVF Conference on Computer Vision and Pattern Recognition*, pages 10813–10823, 2023. **2, 7**
- [28] Jacob Devlin Ming-Wei Chang Kenton and Lee Kristina Toutanova. Bert: Pre-training of deep bidirectional transformers for language understanding. In *Proceedings of NAACL-HLT*, pages 4171–4186, 2019. **6**
- [29] Alexander Ku, Peter Anderson, Roma Patel, Eugene Ie, and Jason Baldridge. Room-across-room: Multilingual vision-and-language navigation with dense spatiotemporal grounding. In *Proceedings of the 2020 Conference on Empirical Methods in Natural Language Processing (EMNLP)*, pages 4392–4412, 2020. **1, 2, 6, 7, 14**
- [30] Jialu Li and Mohit Bansal. Improving vision-and-language navigation by generating future-view image semantics. In *Proceedings of the IEEE/CVF Conference on Computer Vision and Pattern Recognition*, pages 10803–10812, 2023. **1**
- [31] Jialu Li, Hao Tan, and Mohit Bansal. Improving cross-modal alignment in vision language navigation via syntactic information. In *Proceedings of the 2021 Conference of the North American Chapter of the Association for Computational Linguistics: Human Language Technologies*, pages 1041–1050, 2021. **7**
- [32] Junnan Li, Dongxu Li, Caiming Xiong, and Steven Hoi. Blip: Bootstrapping language-image pre-training for unified vision-language understanding and generation. In *International Conference on Machine Learning*, pages 12888–12900. PMLR, 2022. **4**
- [33] Jiangtong Li, Li Niu, and Liqing Zhang. From representation to reasoning: Towards both evidence and commonsense reasoning for video question-answering. In *Proceedings of the IEEE/CVF Conference on Computer Vision and Pattern Recognition*, pages 21273–21282, 2022. **2**
- [34] Jialu Li, Hao Tan, and Mohit Bansal. Envedit: Environment editing for vision-and-language navigation. In *Proceedings of the IEEE/CVF Conference on Computer Vision and Pattern Recognition*, pages 15407–15417, 2022. **1, 2, 6, 7**
- [35] Bingqian Lin, Yi Zhu, Zicong Chen, Xiwen Liang, Jianzhuang Liu, and Xiaodan Liang. Adapt: Vision-language navigation with modality-aligned action prompts. In *Proceedings of the IEEE/CVF Conference on Computer Vision and Pattern Recognition*, pages 15396–15406, 2022. **1, 5, 7**
- [36] Kunyang Lin, Peihao Chen, Diwei Huang, Thomas H Li, Mingkui Tan, and Chuang Gan. Learning vision-and-language navigation from youtube videos. In *Proceedings of the IEEE/CVF International Conference on Computer Vision*, pages 8317–8326, 2023. **1, 2**
- [37] Xiangru Lin, Guanbin Li, and Yizhou Yu. Scene-intuitive agent for remote embodied visual grounding. In *Proceedings of the IEEE/CVF Conference on Computer Vision and Pattern Recognition (CVPR)*, pages 7036–7045, 2021. **6**
- [38] Bing Liu, Dong Wang, Xu Yang, Yong Zhou, Rui Yao, Zhiwen Shao, and Jiaqi Zhao. Show, deconfound and tell: Image captioning with causal inference. In *Proceedings of the IEEE/CVF Conference on Computer Vision and Pattern Recognition*, pages 18041–18050, 2022. **2, 3**
- [39] Chong Liu, Fengda Zhu, Xiaojun Chang, Xiaodan Liang, Zongyuan Ge, and Yi-Dong Shen. Vision-language navigation with random environmental mixup. In *Proceedings of the IEEE/CVF International Conference on Computer Vision*, pages 1644–1654, 2021. **1, 2**
- [40] Rui Liu, Xiaohan Wang, Wenguan Wang, and Yi Yang. Bird’s-eye-view scene graph for vision-language navigation. In *Proceedings of the IEEE/CVF International Conference on Computer Vision*, pages 10968–10980, 2023. **1**
- [41] Yinhan Liu, Myle Ott, Naman Goyal, Jingfei Du, Mandar Joshi, Danqi Chen, Omer Levy, Mike Lewis, Luke Zettlemoyer, and Veselin Stoyanov. Roberta: A robustly optimized bert pretraining approach. *arXiv preprint arXiv:1907.11692*, 2019. **4, 6**
- [42] Yang Liu, Guanbin Li, and Liang Lin. Cross-modal causal relational reasoning for event-level visual question answering. *IEEE Transactions on Pattern Analysis and Machine Intelligence*, 2023. **2, 3, 5**
- [43] Ilya Loshchilov and Frank Hutter. Decoupled weight decay regularization. In *International Conference on Learning Representations*, 2018. **6**
- [44] Arjun Majumdar, Ayush Shrivastava, Stefan Lee, Peter Anderson, Devi Parikh, and Dhruv Batra. Improving vision-and-language navigation with image-text pairs from the web. In *European Conference on Computer Vision*, pages 259–274. Springer, 2020. **1, 2**
- [45] Abhinav Moudgil, Arjun Majumdar, Harsh Agrawal, Stefan Lee, and Dhruv Batra. Soat: A scene-and object-aware transformer for vision-and-language navigation. *Advances in Neural Information Processing Systems*, 34:7357–7367, 2021. **7**
- [46] Laksh Nanwani, Anmol Agarwal, Kanishk Jain, Raghav Prabhakar, Aaron Monis, Aditya Mathur, Krishna Murthy, Abdul Hafez, Vineet Gandhi, and K Madhava Krishna. Instance-level semantic maps for vision language navigation. *arXiv preprint arXiv:2305.12363*, 2023. **1**
- [47] Khanh Nguyen and Hal Daumé III. Help, anna! visual navigation with natural multimodal assistance via retrospective curiosity-encouraging imitation learning. In *Proceedings of the 2019 Conference on Empirical Methods in Natural Language Processing and the 9th International Joint Conference*

- on Natural Language Processing (EMNLP-IJCNLP), pages 684–695, 2019. 16
- [48] Siqi Nie, Meng Zheng, and Qiang Ji. The deep regression bayesian network and its applications: Probabilistic deep learning for computer vision. *IEEE Signal Processing Magazine*, 35(1):101–111, 2018. 3
- [49] Yulei Niu, Kaihua Tang, Hanwang Zhang, Zhiwu Lu, Xian-Sheng Hua, and Ji-Rong Wen. Counterfactual vqa: A cause-effect look at language bias. In *Proceedings of the IEEE/CVF Conference on Computer Vision and Pattern Recognition*, pages 12700–12710, 2021. 2
- [50] Amin Parvaneh, Ehsan Abbasnejad, Damien Teney, Javen Qinfeng Shi, and Anton Van den Hengel. Counterfactual vision-and-language navigation: Unravelling the unseen. *Advances in Neural Information Processing Systems*, 33:5296–5307, 2020. 2
- [51] Judea Pearl. *Causality*. Cambridge university press, 2009. 1
- [52] Judea Pearl and Dana Mackenzie. *The book of why: the new science of cause and effect*. Basic books, 2018. 2, 3, 13
- [53] Yuankai Qi, Qi Wu, Peter Anderson, Xin Wang, William Yang Wang, Chunhua Shen, and Anton van den Hengel. Reverie: Remote embodied visual referring expression in real indoor environments. In *Proceedings of the IEEE/CVF Conference on Computer Vision and Pattern Recognition*, pages 9982–9991, 2020. 2, 3, 6, 7, 14
- [54] Yanyuan Qiao, Yuankai Qi, Yicong Hong, Zheng Yu, Peng Wang, and Qi Wu. Hop+: History-enhanced and order-aware pre-training for vision-and-language navigation. *IEEE Transactions on Pattern Analysis and Machine Intelligence*, 2023. 7
- [55] Yanyuan Qiao, Zheng Yu, and Qi Wu. Vln-petl: Parameter-efficient transfer learning for vision-and-language navigation. In *Proceedings of the IEEE/CVF International Conference on Computer Vision*, pages 15443–15452, 2023. 7
- [56] Alec Radford, Jong Wook Kim, Chris Hallacy, Aditya Ramesh, Gabriel Goh, Sandhini Agarwal, Girish Sastry, Amanda Askell, Pamela Mishkin, Jack Clark, et al. Learning transferable visual models from natural language supervision. In *International Conference on Machine Learning*, pages 8748–8763. PMLR, 2021. 2, 4, 6
- [57] Sheng Shen, Liunian Harold Li, Hao Tan, Mohit Bansal, Anna Rohrbach, Kai-Wei Chang, Zhewei Yao, and Kurt Keutzer. How much can clip benefit vision-and-language tasks? In *International Conference on Learning Representations*. 5
- [58] Hao Tan, Licheng Yu, and Mohit Bansal. Learning to navigate unseen environments: Back translation with environmental dropout. In *Proceedings of the 2019 Conference of the North American Chapter of the Association for Computational Linguistics: Human Language Technologies, Volume 1 (Long and Short Papers)*, pages 2610–2621, 2019. 2, 6
- [59] Jesse Thomason, Michael Murray, Maya Cakmak, and Luke Zettlemoyer. Vision-and-dialog navigation. In *Conference on Robot Learning*, pages 394–406. PMLR, 2020. 16
- [60] Ashish Vaswani, Noam Shazeer, Niki Parmar, Jakob Uszkoreit, Llion Jones, Aidan N Gomez, Łukasz Kaiser, and Illia Polosukhin. Attention is all you need. In *Advances in neural information processing systems*, pages 5998–6008, 2017. 4, 5
- [61] Hanqing Wang, Wei Liang, Jianbing Shen, Luc Van Gool, and Wenguan Wang. Counterfactual cycle-consistent learning for instruction following and generation in vision-language navigation. In *Proceedings of the IEEE/CVF conference on computer vision and pattern recognition*, pages 15471–15481, 2022. 1
- [62] Liuyi Wang, Zongtao He, Ronghao Dang, Huiyi Chen, Chengju Liu, and Qijun Chen. Res-sts: Referring expression speaker via self-training with scorer for goal-oriented vision-language navigation. *IEEE Transactions on Circuits and Systems for Video Technology*, 2023. 1, 2, 5, 6
- [63] Liuyi Wang, Zongtao He, Jiagui Tang, Ronghao Dang, najia Wang, Chengju Liu, and Qijun Chen. A dual semantic-aware recurrent global-adaptive network for vision-and-language navigation. In *International Joint Conferences on Artificial Intelligence (IJCAI)*, 2023. 1, 2, 4, 5, 7
- [64] Liuyi Wang, Chengju Liu, Zongtao He, Shu Li, Qingqing Yan, Huiyi Chen, and Qijun Chen. Pasts: Progress-aware spatio-temporal transformer speaker for vision-and-language navigation. *arXiv preprint arXiv:2305.11918*, 2023. 1, 2, 6
- [65] Su Wang, Ceslee Montgomery, Jordi Orbay, Vighnesh Birodkar, Aleksandra Faust, Izzeddin Gur, Natasha Jaques, Austin Waters, Jason Baldrige, and Peter Anderson. Less is more: Generating grounded navigation instructions from landmarks. In *Proceedings of the IEEE/CVF Conference on Computer Vision and Pattern Recognition*, pages 15428–15438, 2022. 1, 6
- [66] Tan Wang, Jianqiang Huang, Hanwang Zhang, and Qianru Sun. Visual commonsense r-cnn. In *Proceedings of the IEEE/CVF Conference on Computer Vision and Pattern Recognition*, pages 10760–10770, 2020. 2, 3
- [67] Tan Wang, Chang Zhou, Qianru Sun, and Hanwang Zhang. Causal attention for unbiased visual recognition. In *Proceedings of the IEEE/CVF International Conference on Computer Vision*, pages 3091–3100, 2021. 2
- [68] Xin Wang, Qiuyuan Huang, Asli Celikyilmaz, Jianfeng Gao, Dinghan Shen, Yuan-Fang Wang, William Wang, and Lei Zhang. Vision-language navigation policy learning and adaptation. *IEEE transactions on pattern analysis and machine intelligence*, 2020. 2
- [69] Yuqing Wang, Xiangxian Li, Zhuang Qi, Jingyu Li, Xuelong Li, Xiangxu Meng, and Lei Meng. Meta-causal feature learning for out-of-distribution generalization. In *Computer Vision—ECCV 2022 Workshops: Tel Aviv, Israel, October 23–27, 2022, Proceedings, Part VI*, pages 530–545. Springer, 2023. 2
- [70] Zun Wang, Jialu Li, Yicong Hong, Yi Wang, Qi Wu, Mohit Bansal, Stephen Gould, Hao Tan, and Yu Qiao. Scaling data generation in vision-and-language navigation. In *Proceedings of the IEEE/CVF International Conference on Computer Vision*, pages 12009–12020, 2023. 1
- [71] Zihan Wang, Xiangyang Li, Jiahao Yang, Yeqi Liu, and Shuqiang Jiang. Gridmm: Grid memory map for vision-and-language navigation. In *Proceedings of the IEEE/CVF International Conference on Computer Vision*, pages 15625–15636, 2023. 7

- [72] Jason Wei, Xuezhi Wang, Dale Schuurmans, Maarten Bosma, Brian Ichter, Fei Xia, Ed Chi, Quoc Le, and Denny Zhou. Chain-of-thought prompting elicits reasoning in large language models, 2023. [16](#)
- [73] Xu Yang, Hanwang Zhang, and Jianfei Cai. Deconfounded image captioning: A causal retrospect. *IEEE Transactions on Pattern Analysis and Machine Intelligence*, 2021. [1](#), [2](#), [3](#), [5](#)
- [74] Xu Yang, Hanwang Zhang, Guojun Qi, and Jianfei Cai. Causal attention for vision-language tasks. In *Proceedings of the IEEE/CVF conference on computer vision and pattern recognition*, pages 9847–9857, 2021. [2](#)
- [75] Zhongqi Yue, Hanwang Zhang, Qianru Sun, and Xian-Sheng Hua. Interventional few-shot learning. *Advances in neural information processing systems*, 33:2734–2746, 2020. [2](#)
- [76] Hua Zhang, Liqiang Xiao, Xiaochun Cao, and Hassan Foroosh. Multiple adverse weather conditions adaptation for object detection via causal intervention. *IEEE Transactions on Pattern Analysis and Machine Intelligence*, pages 1–1, 2022. [2](#)
- [77] Jiazhao Zhang, Liu Dai, Fanpeng Meng, Qingnan Fan, Xuelin Chen, Kai Xu, and He Wang. 3d-aware object goal navigation via simultaneous exploration and identification. In *Proceedings of the IEEE/CVF Conference on Computer Vision and Pattern Recognition*, pages 6672–6682, 2023. [1](#)
- [78] Shengyu Zhang, Tan Jiang, Tan Wang, Kun Kuang, Zhou Zhao, Jianke Zhu, Jin Yu, Hongxia Yang, and Fei Wu. Devilbert: Learning deconfounded visio-linguistic representations. In *Proceedings of the 28th ACM International Conference on Multimedia*, pages 4373–4382, 2020. [2](#), [3](#)
- [79] Yubo Zhang, Hao Tan, and Mohit Bansal. Diagnosing the environment bias in vision-and-language navigation. In *Proceedings of the Twenty-Ninth International Joint Conference on Artificial Intelligence*, 2021. [1](#)
- [80] Yusheng Zhao, Jinyu Chen, Chen Gao, Wenguan Wang, Lirong Yang, Haibing Ren, Huaxia Xia, and Si Liu. Target-driven structured transformer planner for vision-language navigation. In *Proceedings of the 30th ACM International Conference on Multimedia*, pages 4194–4203, 2022. [7](#)
- [81] Fengda Zhu, Xiwen Liang, Yi Zhu, Qizhi Yu, Xiaojun Chang, and Xiaodan Liang. Soon: Scenario oriented object navigation with graph-based exploration. In *Proceedings of the IEEE/CVF Conference on Computer Vision and Pattern Recognition (CVPR)*, pages 12689–12699, 2021. [2](#), [3](#), [6](#), [7](#), [14](#)
- [82] Wanrong Zhu, Yuankai Qi, Pradyumna Narayana, Kazoo Sone, Sugato Basu, Xin Wang, Qi Wu, Miguel Eckstein, and William Yang Wang. Diagnosing vision-and-language navigation: What really matters. In *Proceedings of the 2022 Conference of the North American Chapter of the Association for Computational Linguistics: Human Language Technologies*, pages 5981–5993, 2022. [1](#)



## Appendix

In this Appendix, we provide additional elaboration on aspects omitted in the main paper.

- Appendix A: Elaborate derivation of back-door and front-door adjustments.
- Appendix B: In-depth comparison of the four VLN datasets and corresponding metrics.
- Appendix C: Additional experimental results and in-depth discussions on GOAT.
- Appendix D: Analysis of failure cases and comprehensive discussions of limitations.
- Appendix E: Additional qualitative panoramic visualizations from diverse datasets.

## A. Causal Inference Principles

### A.1. Back-door Adjustment

In the realm of causal inference [52], the back-door adjustment method serves as a cornerstone, enabling researchers to estimate causal effects from collected data. It hinges on understanding causality, allowing the assessment of the impact of an independent variable  $X$  on a dependent variable  $Y$  while minimizing the influence of confounders  $Z$ . It is essential to distinguish between “*observation*” – passive observation of natural relationships (typically formulated as  $P(Y|X) = \sum_z P(Y|X, z)P(z|X)$ ) – and “*intervention*” – active manipulation of variables to establish causality, denoted as  $P(Y|do(X))$ . The *do*-operator signifies an intervention where  $X$  is forcibly set to a specific value  $x$ , thus blocking back-door causal paths originating from  $X$ .

To illustrate, consider  $P(Y|X)$  and  $P_m(Y|X)$  as probabilities before and after intervention on the causal graph, respectively, where  $P(Y|do(X)) = P_m(Y|X)$ . Calculating the causal effect relies on the observation that  $P_m$ , the manipulated probability, shares two crucial properties with  $P$ . First, the marginal probability  $P(Z = z)$  remains unchanged under intervention since the process determining  $Z$  is not affected by removing the arrow from  $Z$  to  $X$ , denoted as  $P_m(z) = P(z)$ . Second, the conditional probability  $P(Y = y|X = x, Z = z)$  is invariant, because the process by which  $Y$  responds to  $X$  and  $Z$  remains consistent, regardless of whether  $X$  changes spontaneously or by deliberate manipulation, *i.e.*,  $P_m(Y|X, z) = P(Y|X, z)$ . Additionally, the independence between  $Z$  and  $X$  under the intervention distribution leads to another rule:  $P_m(z|X) = P_m(z)$ .

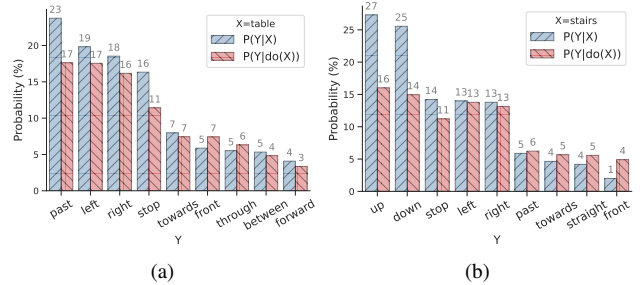


Figure 10. A toy experiment of the differences between the likelihood before (*i.e.*,  $P(Y|X)$ ) and after intervention (*i.e.*,  $P(Y|do(X))$ ) in the R2R training dataset. Only several cases are visualized to avoid clutter.

Considering these equations together, we can derive:

$$P(Y|do(X)) := P_m(Y|X) \quad (25)$$

$$= \sum_z P_m(Y|X, z)P_m(z|X) \quad (26)$$

$$= \sum_z P_m(Y|X, z)P_m(z) \quad (27)$$

$$= \sum_z P(Y|X, z)P(z). \quad (28)$$

Eq. (28) is called the *back-door adjustment formula*. It computes the association between  $X$  and  $Y$  for each value  $z$  of  $Z$ , then averages over those values. This procedure is referred to as “adjusting for  $Z$ ”. This final expression can be estimated directly since it consists only of conditional probabilities. To better understand the concept of intervention and meanwhile demonstrate its effectiveness, we conducted a toy experiment based on Eq. (29) and Eq. (30) using direction-and-landmark keywords extracted from instructions in the R2R training dataset:

$$P(Y|X) = \frac{P(X, Y)}{P(X)} \quad (29)$$

$$P(Y|do(X)) = \sum_z \frac{P(Y, X, z)P(z)}{P(X, z)} \quad (30)$$

As depicted in Fig. 10, it is evident that  $P(Y|do(X))$  diverges from  $P(Y|X)$ , supporting our hypothesis that keywords within the instructions function as confounders. To illustrate, consider Fig. 10(a) where  $X$  represents a `table`. Previously biased probabilities associated with actions like `past`, `left`, and `right` become more balanced. In other words, when the agent encounters a table, its likelihood to move forward, left, and right becomes evenly distributed, mitigating the erroneous tendency introduced by dataset biases. Likewise, in Fig. 10(b), the intricate probabilities surrounding stairs are unraveled, leading to a narrowing down of `up` and `down` probabilities to harmonize with other feasible actions like `stop`, `left`, and `right`. Therefore, by introducing the *do*-operator to realize the active adjustment  $P(Y|do(X))$  rather than merely passive observation  $P(Y|X)$  during data fitting, the spurious correlations and

Task	Dataset	Train		Val Seen		Val Unseen		Test Unseen		Avg. Edge	Avg. Word
		Instr	House	Instr	House	Instr	House	Instr	House		
Fine-grained	R2R [4]	14,039	61	1,021	56	2,349	11	4,173	18	5	29
	RxR-En [29]	26,464	61	2,939	56	4,551	11	4,085	18	8	78
Goal-oriented	REVERIE [53]	10,466	60	1,423	46	3,521	10	6,292	16	5	18
	SOON [81]	2,779	34	113	2	339	5	615	14	9	39

Table 8. Dataset statistics. This table provides an overview of each split, including the number of instructions and houses, along with the average edge and average word count for each dataset.

underlying biases are alleviated.

## A.2. Front-door Adjustment

While the back-door adjustment formula is effective to control for observable confounders, the front-door adjustment method steps in when the confounders cannot be directly observed. In essence, the front-door adjustment method tackles unobservable confounders by identifying alternative pathways that mediate the relationship between the input and the outcome. This nuanced approach is particularly valuable when dealing with intricate causal structures where certain variables are beyond direct measurement.

Concretely, an observable mediator  $M$  is inserted between the input  $X$  and the output  $Y$ , creating a front-door path  $X \rightarrow M \rightarrow Y$ . First, it’s important to highlight that the influence of  $X$  on  $M$  can be identified, as there are no back-door paths from  $X$  to  $M$ . Thus, we can obtain

$$P(M|do(X)) = P(M|X). \quad (31)$$

Furthermore, it’s crucial to recognize that the impact of  $M$  on  $Y$  is identifiable. This is because the back-door path from  $M$  to  $Y$  – specifically,  $M \leftarrow X \leftarrow Z \rightarrow Y$  – can be blocked by conditioning on  $X$ :

$$P(Y|do(M)) = \sum_{x'} P(Y|M, x')P(x') \quad (32)$$

where  $x'$  denotes the possible value of the whole inputs, rather than the current input  $X = x$ . Both Eq. (31) and Eq. (32) are obtained through the adjustment formula. Subsequently, the front-door adjustment formula can be obtained by chaining these two partial effects:

$$P(Y|do(X)) = \sum_m (P(Y|do(M))P(M|do(X))) \quad (33)$$

$$= \sum_m \sum_{x'} P(Y|m, x')P(x')P(m|X). \quad (34)$$

The integration of adjustment formulas, incorporating both the back-door and front-door criteria, encompasses diverse scenarios. By leveraging graphs and their underlying assumptions, we can more effectively discern causal relationships and derive causal representations from purely observational data. Motivated by the substantial potential of causal inference, this paper primarily focuses on approximating these adjustments for implementation in deep learning-based methods for VLN. To the best of our knowledge, this is the first work to explain VLN’s hidden bias

problem from the causal perspective and make an attempt to remove the effect caused by confounders via intervention.

## B. Datasets

### B.1. Comparison of Various VLN Datasets

The statistical overview and comparison of the four VLN datasets are presented in Tab. 8.

**1. Fine-Grained VLN Datasets**, including R2R [4] and RxR [29], offer detailed, step-by-step navigational instructions. Specifically, R2R is proposed to guide agents across rooms based on language instructions. RxR, an extension of R2R, augments the complexity with more intricate instructions and paths. To align with other VLN datasets, we focus on RxR’s English subsets (en-IN and en-US). What sets the VLN challenge apart is the agent’s necessity to follow varied language commands in previously *unseen* real environments. This demands a high level of generalization capability, enabling adaptation to diverse situations.

**2. Goal-Oriented VLN Datasets** such as REVERIE [53] and SOON [81] emphasize object localization tasks, where agents must find specific objects based on remote referring descriptions. With additional object annotations, these goal-oriented datasets describe the target object and its location with concise instructions. The dataset splits of SOON outlined in DUET [9] are used for ensuring a unified evaluation approach. The goal-oriented VLN task enhances the high-level reasoning abilities of embodied agents, and provides valuable applications in real-world scenarios.

### B.2. Evaluation Metrics

For fine-grained VLN tasks, the agent is expected to follow a specific path to reach the target location. The primary metric used to evaluate performance is the `Success Rate (SR)`, indicating how often the agent completes the task within a certain distance (usually 3m) of the goal. Additionally, `Navigation Error (NE)` measures the average distance between the predicted and ground-truth locations. `Oracle Success Rate (OSR)` assesses whether any node in the predicted path is within a threshold of the target location. `Success weighted by Path Length (SPL)` is used to balance both success rate and trajectory length. Since RxR includes paths that approach

Id	Method	SR $\uparrow$	SPL $\uparrow$	NE $\downarrow$	OSR $\uparrow$
<b>1</b>	<b>Full Model</b>	<b>77.82</b>	<b>68.13</b>	<b>2.40</b>	<b>84.72</b>
2	BACL w/o Text	77.31	66.37	2.51	84.55
3	BACL w/o Vision	75.95	65.31	2.65	83.78
4	FACL w/o Text	77.01	67.32	2.51	84.46
5	FACL w/o Vision	76.97	67.07	2.51	83.23
6	FACL w/o History	77.18	66.01	2.56	84.42
7	Dict. w/o Update	76.46	66.20	2.65	83.78
8	w/o AGF	77.61	67.02	2.48	84.59
9	Inter. Only Final	76.29	66.80	2.58	84.55

Table 9. More ablation studies on the R2R val-unseen split.

the goal indirectly, two additional metrics are considered. Normalized Dynamic Time Warping (nDTW) penalizes deviations from the reference path to measure the match between two paths. Success weighted by normalized Dynamic Time Warping (sDTW) refines nDTW, focusing solely on successful episodes, thereby capturing both success and fidelity. For goal-oriented tasks, the primary focus is on the agent’s proximity to the goal. In addition to the above metrics, Remote Grounding Success Rate (RGS) is used to assess the accuracy of selecting the object from a set of candidates at the final position. Remote Grounding Success Rate Weighted by Path Length (RGSPL) is introduced to account for both success rate and path length.

## C. Additional Experimental Results

### C.1. Confounder Factors Variation

To explore the contribution of various modalities to causal learning, we further conducted detailed ablation studies on each modality. As demonstrated in #2 – #6 in Tab. 9, different ablations lead to varying degrees of performance degradation, substantiating our hypothesis regarding confounders in VLN systems. Specifically, in BACL, the ablations of textual and visual intervention result in decreases in SR by 0.51% and 1.81%, and SPL by 1.76% and 2.82%, respectively. This suggests that visual intervention plays a crucial role, which is reasonable given that the primary distinction between seen and unseen environments lies in visual observation. In FACL, the ablations of textual, visual, and historical intervention lead to reductions in SR by 0.81%, 0.85%, and 0.64%, and SPL by 0.81%, 1.06%, and 2.12%, respectively. The adjustment to history has relatively more significant performance gains. Overall, these findings emphasize the importance of comprehensive interventions across cross-modal inputs, yielding more unbiased features and more generalized decision outcomes.

### C.2. Update of Confounder Dictionary

In Tab. 9 #7, we investigate the impact of updating confounder dictionaries during training. This involves

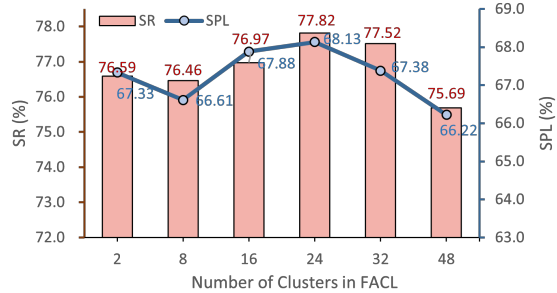


Figure 11. Effect of numbers of clusters in FACL.

the textual confounder dictionary in BACL, supported by RoBERTa’s end-to-end training, and random sampling from k-means clusters in FACL. The dictionaries are updated either when the model achieves a new best performance in the val-unseen split or every 3,000 iterations. The results demonstrate that updating the dictionary features aligns the representations of confounders more effectively with the evolving model weights and also enhances diversity, leading to improvements in overall performance ( $\uparrow$  SPL 1.93%).

### C.3. Adaptive Gate Fusion

In Tab. 9 #8, we analyze the effects of the AGF module, designed to adaptively fuse causality-enhanced features and original context features using a gate-like structure. “W/o AGF” signifies the direct use of causality-enhanced features without combining them with context features. The results demonstrate that the adaptive fusion process enables the model to effectively incorporate both types of features, leading to comparatively higher performance ( $\uparrow$  SPL 1.11%).

### C.4. Intervention Location

In Tab. 9 #9, we validate the effectiveness of extending the assumption of causal learning to hidden features, rather than focusing solely on outputs. The results indicate that incorporating intervention modules only before the final Softmax layer enhances generalization capabilities to some extent. However, applying these interventions in shallower layers yields superior performance (SPL 68.13 vs. 66.80). This extended assumption renders the application of causal learning in deep learning methods more flexible and practical.

### C.5. Number of K-Means Clusters in FACL

Given that the confounder addressed by FACL is unobservable, we employ the K-Means algorithm to cluster the global features extracted by the trained CFP module from the entire training dataset. During the fine-tuning phase, we periodically sample features from these clusters to integrate into training. The experimental results of determining the number of categories for clusters are shown in Fig. 11. It presents that the choice of 24 clusters in FACL yields optimal performance in both SR and SPL. This strategic clustering approach ensures a comprehensive coverage of po-

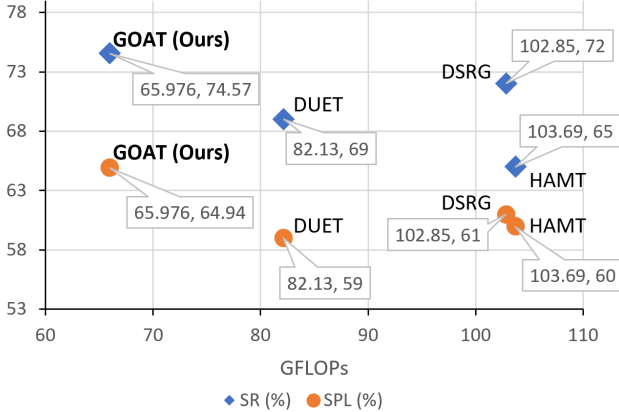


Figure 12. Comparison of GFLOPs and Accuracy.

tential categories, enhancing the model’s ability to discern confounders. Notably, too few clustering categories may overlook crucial distinctions, whereas an excessive number introduces redundant computational overhead and irrelevant noise, ultimately hampering training performance.

### C.6. Efficiency and Effectiveness Comparison

It is necessary to consider both efficiency and effectiveness since VLN is prompted to be applicable in real-world robots in the future. To assess computational complexity, we employed the Python toolkit `thop`, comparing GFLOPs with other transformer-based methods. For fair comparison, we conducted single-step forward inference with a batch size of 8, instruction length of 44, and historical global graph node of 6 across all methods. As shown in Fig. 12, GOAT strikingly balances efficiency and effectiveness, outperforming previous approaches in both SR and SPL while maintaining lower GFLOPs. This reduction in computational cost is attributed to the adoption of a lighter framework with fewer transformer layers. This discovery illustrates that in scenarios with restricted task-specific datasets, adopting a lighter framework can enhance generalization while significantly reducing computational costs.

### D. Analysis of Failure Cases and Limitations

Despite GOAT’s remarkable performance, we also examined specific failure cases to shed light on its limitations. For instance, as depicted in Fig. 13, GOAT struggles with instructions involving numerical references. In the first case, it misidentified the 5th chair but arrived at the 8th chair instead. This phenomenon is aligned with the problem of current large models that are not sensitive to numbers and arithmetic tasks. Addressing this issue could benefit from approaches like the chain-of-thought method [72], which has shown promise in handling numerical tasks. Moreover, when instructions are initially ambiguous (e.g., in the second case, there are actually two bedrooms that fit the description), GOAT might select the wrong option. Uti-

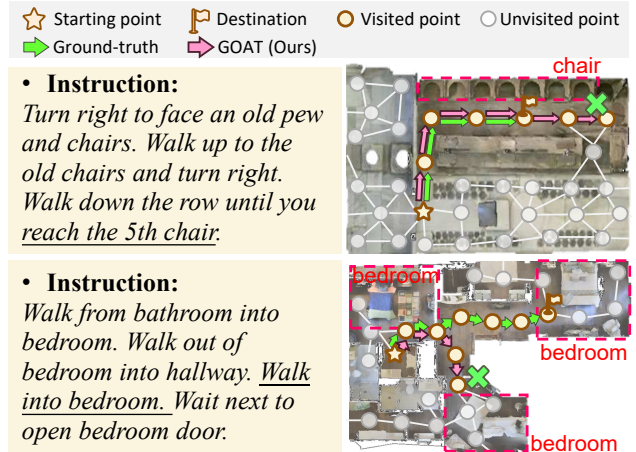



Figure 13. Illustration of Failure Cases.

lizing datasets like [47, 59], which focus on human-agent interaction, could improve the agent’s decision-making in response to ambiguous instructions. Incorporating such datasets could empower the agent with a more robust and practical interactive capacity, reducing the likelihood of erroneous predictions. Finally, the limitation to the integration of causal learning with deep-learning methods, including the approximation process inherent in calculating expectations, and distinct modalities exhibiting varying preferences for specific probability estimations, requires ongoing efforts in future research to enhance the interpretability of these discrepancies.

### E. Additional Qualitative Examples

Due to space limitations in the text, we present only the top view to depict the navigation scenarios. In this section, we provide predicted panoramic paths on four datasets in Fig. 14, 15, 16, 17, respectively, to enhance readers’ comprehension of the tasks’ objectives and the effectiveness of our approach. Specifically, the red arrows indicate the forward directions, and the corresponding instructions are provided below the visualized trajectories.





(a) Predicted by DSRG

(b) Predicted by GOAT (Ours)

**Instruction:**

*Turn around and exit the bathroom. Once out turn left and head towards the sitting area. Once you reach that area turn left and enter the door to your right, beside the desk. Stop once you are in the doorway of the room.*




(a) Predicted by DSRG

(b) Predicted by GOAT (Ours)


**Instruction:**

*Walk out of the washroom past the double closet doors and walk into the next room. Walk into the kitchen area and continue along the counter tops past the sink. Continue through the open door at the end of the counter tops.*

Figure 14. Visual examples in the R2R validation-unseen split with navigation instructions presented at the bottom.



**Instruction:**  
*Advance to the lounge and open the cabinet doors across from the water.*



**Instruction:**  
*Go into the hallway near the dining room and water the plant.*

Figure 15. Visual examples in the REVERIE validation-unseen split with navigation instructions presented at the bottom.





(a) Trajectories Predicted by GOAT (Ours)

**Instruction:** We're facing towards a corner of a wall, turn slightly to the right and walk towards the hallway, once you're facing the hallway wall, turn towards the left... On your left there's a staircase, and on your right there's a doorway, walk past the staircase, and walk past the doorway, but before you get into the doorway, you'll face towards a small staircase, walk down that staircase, and then continue straight, and then once you land, sorry, turn towards the left and you'll come across a kitchen... On your left there's a fridge, and on your right there's a counter, and next to the fridge there are cabinets and there's a stove, walk towards the middle between the cabinet and the stove, you'll be facing towards a dishwasher, walk towards it, turn towards the right, the counter is now on your right and on the left there are two sinks, and an island, walk past that island where the sinks are, on your right there's a long wooden table which is surrounded by chairs, it is a dining table, on top of the dining table there's a vase with some beautiful white flowers, on the left there's a clock, walk past the top chair that you see which is in front of the dining table, you're not facing towards the patio area, and that's your destination.



(b) Trajectories Predicted by GOAT (Ours)

**Instruction:** You begin in a bathroom looking towards a wall with a painting on it. Turn towards your right and exit the toilet room, and then turn to your right again and exit the entire bathroom into a bedroom. Turn to your right and approach the mirror closet doors, and then turn to the right and exit the bedroom into the hallway. Once you're out there, turn left. You should see a desk with two bar stools tucked under it. Head to the left side of that. That was actually a counter, not a desk, but potato potato. Continue forward to the left of the small circular table on the end of the black couch, and then turn right and head between the counter and the back of the couch. Continue going forward towards the staircase or the- sorry that is a shuttered door, that you can see in the far distance. Once you are standing in front of the door mat in front of that shuttered door, which says... Metricon... Structure twenty-five years... Quaran- Guarantee. Apologies, the mat is upside-down as you can see. Anyways, once you're standing in front of that shuttered door, with the bright sunlight outside, you're done.

Figure 16. Visual examples in the RxR validation-unseen split with navigation instructions presented at the bottom.






(a) Trajectories Predicted by GOAT (Ours)

**Instruction:**

*I'd like to find a picture on the wall, opposite to the door of the toilet in the corridor of the bedroom, which is connected with a bedroom, a toilet and a small living room. The picture is rectangular, black and white.*



(b) Trajectories Predicted by GOAT (Ours)

**Instruction:**

*Find a tall, woody, gray cabinet which is next to a big window, between a chair. The bookshelf is settled in a spacious and bright living room in front of a dining room and a kitchen. It is located in the first floor.*

Figure 17. Visual examples in the SOON validation-unseen split with navigation instructions presented at the bottom.