

# TCCT-Net: Two-Stream Network Architecture for Fast and Efficient Engagement Estimation via Behavioral Feature Signals

Alexander Vedernikov<sup>1</sup>, Puneet Kumar<sup>1</sup>, Haoyu Chen<sup>1</sup>, Tapio Seppänen<sup>1</sup>, and Xiaobai Li<sup>2,1,\*</sup>

<sup>1</sup>Center for Machine Vision and Signal Analysis, University of Oulu, Finland

<sup>2</sup>State Key Laboratory of Blockchain and Data Security, Zhejiang University, China

{aleksandr.vedernikov, puneet.kumar, chen.haoyu, tapio.seppanen}@oulu.fi,  
xiaobai.li@zju.edu.cn

## Abstract

Engagement analysis finds various applications in healthcare, education, advertisement, services. Deep Neural Networks, used for analysis, possess complex architecture and need large amounts of input data, computational power, inference time. These constraints challenge embedding systems into devices for real-time use. To address these limitations, we present a novel two-stream feature fusion “Tensor-Convolution and Convolution-Transformer Network” (TCCT-Net) architecture. To better learn the meaningful patterns in the temporal-spatial domain, we design a “CT” stream that integrates a hybrid convolutional-transformer. In parallel, to efficiently extract rich patterns from the temporal-frequency domain and boost processing speed, we introduce a “TC” stream that uses Continuous Wavelet Transform (CWT) to represent information in a 2D tensor form. Evaluated on the EngageNet dataset, the proposed method outperforms existing baselines, utilizing only two behavioral features (head pose rotations) compared to the 98 used in baseline models. Furthermore, comparative analysis shows TCCT-Net’s architecture offers an order-of-magnitude improvement in inference speed compared to state-of-the-art image-based Recurrent Neural Network (RNN) methods. The code will be released at [https://github.com/vedernikovphoto/TCCT\\_Net](https://github.com/vedernikovphoto/TCCT_Net).

## 1. Introduction

Real-time engagement analysis on resource-constrained mobile and embedded devices is becoming essential in the technology, education, retail, services [19, 42]. The impracticality of wired methods like electroencephalogram (EEG) or electrocardiogram (ECG) for such devices makes the utilization of facial expressions, eye gaze, head movements the

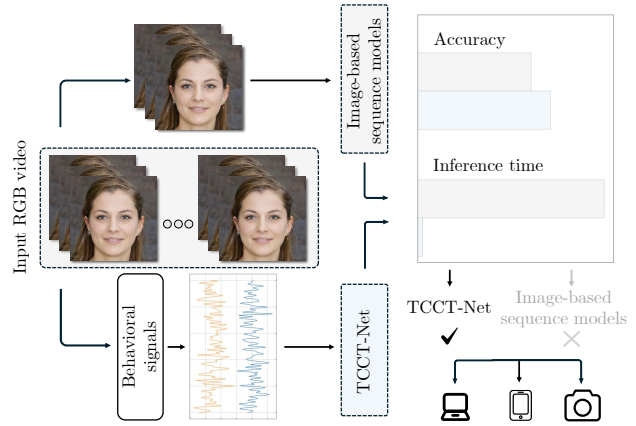


Figure 1. We introduce TCCT-Net, a novel architecture that outperforms the SOTA methods in accuracy and inference speed for the task of engagement analysis, showcasing superior efficiency and speed.

superior feasible option [7, 27, 31].

The state-of-the-art (SOTA) computer vision methods for engagement analysis employ heavy image-based sequence architectures such as Recurrent Neural Networks (RNNs), Long Short-Term Memory Networks (LSTMs) [34], Temporal Convolutional Networks (TCNs) [1, 2], etc. These methods demand large amount of input data (sequence of frames from videos), longer training time, significant computing resources. Yet, mobile and embedded devices require efficient algorithms for real-time engagement analysis, enhancing usability and versatility without excessive features [45].

Leveraging more compact signal-based input data, incorporating both temporal-spatial and frequency patterns, can address challenges in image-based architectures. Research in the affective computing field has previously utilized raw signals (making the learning low-efficient and ineffective)

\*Corresponding author.

[21] and RGB spectrograms processed with vision models (considered too heavy and cumbersome) [20, 46], while insufficient attention has been paid to the utilization of 2D tensors for presenting frequency information [30, 35]. The latter balances computational demands while enriching temporal-spatial insights, enabling real-time engagement analysis in mobile and embedded computing.

Reflecting on the prior observations, we propose a lightweight yet efficient approach based on 2D tensor presentations, incorporating a two-stream network that harnesses the strengths of temporal-spatial and temporal-frequency domains for engagement analysis (Fig. 1). The contributions of this paper are summarized as follows:

1. We present a novel two-stream feature fusion architecture, the “Tensor-Convolution and Convolution-Transformer Network” (TCCT-Net). It integrates temporal-spatial-frequency data obtained from behavioral feature signals. The “TC” stream performs analysis on temporal-frequency behavioral features, while the “CT” stream focuses on their temporal-spatial analysis. TCCT-Net facilitates powerful feature extraction without complex network structures.
2. We propose a lighter alternative to conventional image-based RNNs as well as traditional temporal-frequency methods, which typically rely on raw signals and spectrograms. Specifically, we use 2D temporal-frequency tensors, derived from behavioral feature signals through Continuous Wavelet Transform (CWT).
3. The proposed method demonstrates superior data learning efficiency. It needs only two behavioral feature signals as the input, unlike other methods that require dozens of behavioral feature signals or analyze dozens to hundreds of video frames.
4. The TCCT-Net, evaluated on the *EngageNet* dataset for predicting user engagement, outperforms existing benchmarks on both accuracy and speed while utilizing significantly fewer features.

## 2. Related work

**Automated engagement analysis.** The systematic study of automated engagement analysis by Whitehill *et al.* [43] in 2014 marked a pivotal milestone, showcasing the potential of machine learning to estimate engagement with accuracy comparable to human judgment. Over the past decade, this field has expanded to incorporate various indicators of engagement, including features associated with facial expressions [13], eye gaze [8], body gestures [18], physiological responses [36], textual analysis [3], reaction time [26], and response accuracy [26]. Additionally, several studies have explored multi-modal approaches to further enhance the understanding of engagement [11, 12]. However, not all cues or modalities are suitable for real-time engagement analysis.

For example, textual analysis often involves examining tweets retrospectively [15], while the use of EEG signals [37] and electrodermal activity (EDA) [11] is limited by the need for specialized equipment. Speech analysis may not always be relevant, particularly when participants primarily listen [14]. Given these constraints, the focus has shifted to methods relying solely on visual cues for engagement analysis. This eliminates the need for extra devices, streamlining the process for real-time use.

**Vision-based engagement analysis.** Traditional computer vision techniques leverage facial expressions [24], body gestures [28], head movements [17] to automatically assess student engagement. Most SOTA computer vision approaches [1, 2, 32, 34] for engagement analysis employ models that analyze frame sequences, which can range from dozens to hundreds, extracted from facial videos. The resource-intensive nature of these techniques poses challenges for real-time analysis on mobile and embedded devices. Despite their prevalence in research, their computational demands limit practical implementation.

**Signal-based emotion analysis.** Signal-based methods offer a promising alternative. The Fast Fourier Transform (FFT), Common Spatial Pattern (CSP), Wavelet Transform (WT), and Short-Time Fourier Transform (STFT) are signal processing methods extracting frequency, spatial-frequency, or temporal-frequency features, enhancing model performance alongside temporal-spatial features [44]. The choice of input method impacts the balance between complexity and efficiency. Overall, the signal-based methods can be categorized depending on the input data: (1) analyzing temporal-spatial patterns through time-series signal input, being too simple and ineffective, as it may not capture the nuanced features necessary for thorough analysis [21]; (2) converting signals into images like RGB spectrograms for Convolutional Neural Network (CNN) architectures to explore temporal-frequency aspects [4, 16], noting that tri-channel spectrograms might contain redundant information, which could slow down inference without offering clear benefits; and (3) emphasizing temporal-frequency features by using 2D tensors over RGB spectrograms [30, 35]. Using a single channel instead of three enhances inference speed and cuts redundant data in RGB spectrograms, yet still adding valuable temporal-frequency insights to the temporal-spatial domain. Moreover, the simplicity of 2D tensors allows for advanced on-the-fly augmentation techniques in signal processing. Overall, signal-based methods in published studies target emotion recognition using speech [4, 16], EEG/EDA [6], or behavioral data [38] within the temporal-spatial domain. Yet, behavioral features are unexplored in the temporal-spatial-frequency domain with 2D tensors, vital for real-time engagement analysis. Developing fast and efficient algorithms is a key for resource-constrained mobile and embedded devices.

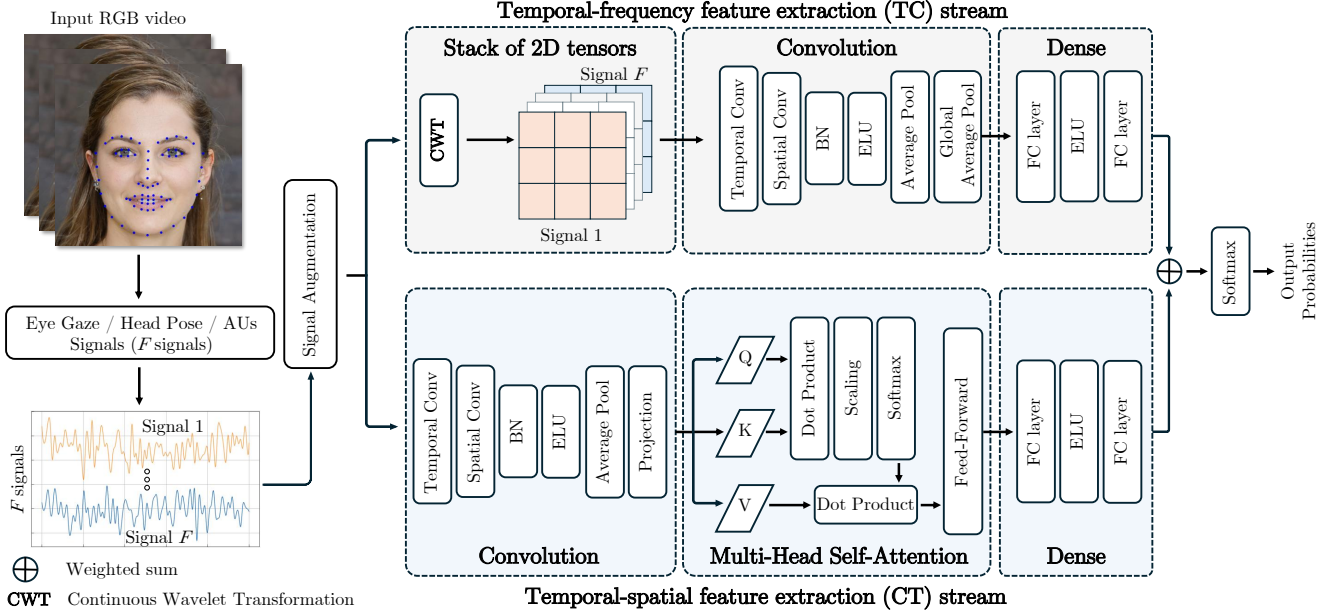


Figure 2. “Tensor-Convolution and Convolution-Transformer Network” (TCCT-Net) architecture diagram. TCCT-Net integrates temporal-spatial-frequency data obtained from behavioral feature signals. “TC” stream performs analysis on temporal-frequency behavioral features, while the “CT” stream focuses on their temporal-spatial analysis. The predictions from both streams are fused at the decision level.

### 3. Method

Fig. 2 depicts the proposed method’s framework. Initially, videos in their original RGB format undergo pre-processing, which entails analyzing each frame to extract behavioral features. Specifically, for each frame, we extract certain values corresponding to Action Units (AUs), eye gaze, and head pose. After pre-processing all the frames from the input RGB video, we obtain  $F$  behavioral feature signals. Each of these signals represents a time series of values for a specific extracted feature. Stacking these signals from a video forms a two-dimensional matrix, with one dimension representing the behavioral features ( $F$ ) and the other their temporal length. This matrix serves as the input for TCCT-Net, which comprises three main components: (1) temporal-spatial feature extraction, (2) temporal-frequency feature extraction, and (3) feature fusion and classification. This pipeline design ensures rapid model training, shorter development cycles, and achieves real-time inference performance.

#### 3.1. Temporal-spatial feature extraction stream

We select the Conformer architecture [39] as a backbone of our temporal-spatial feature extraction stream due to its proven efficiency in signal data applications. We leverage Conformer’s combination of convolutional layers for local pattern detection and self-attention mechanisms for understanding broad global dependencies [41]. Temporal-spatial feature extraction stream begins by feeding the two-

dimensional matrices (obtained during pre-processing of RGB videos) into the convolution module, where temporal and spatial convolutional layers are applied sequentially. This extracts local features and then employs average pooling for noise reduction and generalization improvement. Subsequently, the resulting representation is processed by the self-attention module, capturing long-term temporal features through global correlation analysis. Finally, a classifier with two fully connected layers outputs the decoding results for further decision-level fusion.

**Convolution module.** Building upon Schirrmeyer *et al.*’s [33] work, the convolution module utilizes a two-step process. The first layer, with 40 filters of dimension  $1 \times 25$  and stride  $1 \times 1$ , focuses on extracting temporal features. The subsequent layer, with 40 filters sized based on the number of features and a stride of  $1 \times 1$ , further analyzes the extracted information to identify interactions among behavioral features. For improved robustness and training efficiency, the model employs batch normalization followed by the activation function, Exponential Linear Units (ELUs) [9], to introduce non-linearity. The average pooling layer (kernel size  $1 \times 75$ , stride  $1 \times 15$ ) acts as a dimensionality reduction technique, optimizing feature representation. Furthermore, a dropout rate is utilized to mitigate overfitting. Before self-attention, processed features undergo transformation. Through a convolutional layer and subsequent rearrangement, a projection operation achieves this by embedding the data in a 40-dimensional space, aligning its struc-

ture with the requirements of the following module.

**Self-Attention module.** Limited receptive fields in CNNs hinder their ability to capture long-term temporal dependencies [41]. This module employs a self-attention mechanism to address this by learning global dependencies from behavioral features, complementing the previous module’s limitations. To enable the self-attention mechanism, input features undergo linear transformations, generating three sets (queries (Q), keys (K), and values (V)) of equal size. The correlation between tokens is assessed through the dot product of queries and keys. A scaling factor is then applied to prevent vanishing gradients and stabilize training. Finally, a softmax operation computes attention scores used to weight the values (V) via another dot product with  $d_k$  representing the dimensionality of the key vectors [41]:

$$\text{Attention}(Q, K, V) = \text{Softmax} \left( \frac{QK^T}{\sqrt{d_k}} \right) V, \quad (1)$$

To enrich representation diversity further, the model leverages a multi-head attention approach. This involves dividing the input tokens into  $h$  segments, with each segment processed independently using a self-attention mechanism. Each head  $l$  generates a distinct attention output based on segmented inputs  $Q_l, K_l, V_l$ , which are obtained by transforming the divided tokens linearly. The resulting outputs are then concatenated, enhancing the ability of the module to capture diverse dependencies [41]:

$$\begin{aligned} \text{MHA}(Q, K, V) &= [\text{head}_0; \dots; \text{head}_{h-1}], \\ \text{head}_l &= \text{Attention}(Q_l, K_l, V_l) \end{aligned} \quad (2)$$

**Dense module.** Refinement of feature representations is achieved through a dense module employed after the multi-head self-attention stage. Linear transformations and the ELU activation function are utilized within this module, enabling the identification of intricate patterns. Dropout regularization is applied to prevent overfitting and enhance generalizability. The output of this stream, intended for classifying four distinct classes, is to be combined with the temporal-frequency stream’s output via weighted decision-level fusion.

### 3.2. Temporal-frequency feature extraction stream

By leveraging the CWT and CNN, the temporal-frequency feature extraction stream is adept at uncovering and isolating features that encompass both the temporal and spectral patterns of the behavioral signals. This enables the stream to capture a more nuanced representation of engagement, facilitating a comprehensive analysis of dynamic behaviors and patterns within videos.

**Temporal-frequency transformation module.** A batch of behavioral feature signals is fed into the temporal-frequency

transformation module. Each signal undergoes a transformation from the time domain to the frequency domain using the CWT. The CWT decomposes a signal into wavelets, allowing for the examination of different frequency components at varying scales, using the following equation [29]:

$$CWT(s, \tau) = \frac{1}{\sqrt{|s|}} \int_{-\infty}^{\infty} x(t) \psi^* \left( \frac{t - \tau}{s} \right) dt \quad (3)$$

where  $CWT(s, \tau)$  represents the wavelet coefficients at scale  $s$  and shift  $\tau$ ,  $x(t)$  is the signal to be transformed,  $\psi^*(t)$  denotes the complex conjugate of the mother wavelet  $\psi(t)$  used in the transformation. The scale factor  $s$  stretches or compresses the wavelet, and the translation parameter  $\tau$  shifts the wavelet in time. The variable  $t$  represents time, and the integral runs over the entire time domain of the signal, facilitating the analysis of the signal’s different frequency components at various scales, thereby providing a time-frequency representation of the signal. Next, Complex Morlet wavelet [25], which is a complex sine wave modulated by a Gaussian window, was chosen as a mother wavelet function  $\psi(t)$  for its ability to provide a balance between time and frequency localization, and defined as:

$$\psi(t) = \frac{1}{\sqrt{\pi B}} \exp \left( -\frac{t^2}{B} \right) \exp(2\pi i C t) \quad (4)$$

where  $B$  is the bandwidth parameter,  $C$  is the center frequency,  $i$  represents the imaginary unit.

**2D tensor presentation.** The temporal-frequency transformation module produces 2D tensors, depicting behavioral features via wavelet coefficients. These coefficients quantify frequency components’ magnitudes across predetermined scales, indicating the prominence of features at different time-frequency points. The tensor’s horizontal dimension corresponds to the feature signal duration (280 units), while its vertical dimension controls computational efficiency. Larger tensors can hamper both training and inference speed due to higher computational requirements. In contrast to stitching RGB spectrograms on top of each other (which also might become problematic when dealing with dozens of features), stacking these 2D tensors offers a more coherent structure for subsequent convolutional processing. It allows for parallel, rather than sequential, processing of the feature maps during the feature extraction phase. This parallel processing approach facilitates more efficient data handling and extraction of frequency-domain features, integral for the next stage in TCCT-Net’s temporal-frequency feature extraction stream. Efficiently handling multidimensional data and extracting key frequency features make this approach valuable for real-time analysis.

**Convolution module.** Following the temporal-frequency transformation, the extracted wavelet coefficients are fed

into a CNN module to learn the patterns. This module builds upon the previously described convolution module (Section 3.1) but incorporates adjustments for time-frequency data. The module starts with a simple network: two convolutional layers with batch normalization, ELU activation, and average pooling. The first CNN layer, using kernel size  $(1 \times 10)$ , applies padding only in time. This design extracts temporal features while preserving spatial information. Further, focusing on spatial relationships, the second convolutional layer (kernel size:  $2 \times 1$ , no padding) is applied. Global average pooling then captures global information by reducing spatial dimensions, followed by a fully connected layer adjusting the output to the dense block dimension.

**Dense module.** Sharing a structural similarity with the dense module outlined in Section 3.1, this module incorporates adjustments specific to time-frequency data processing. It outputs a vector sized by the number of classes (four). These class features are then to be fused with the temporal-spatial stream’s output.

### 3.3. Feature fusion and classification module

After extracting features, the model utilizes decision-level fusion to combine temporal-spatial and temporal-frequency information. This approach leverages their complementarity for improved classification. Module predictions are merged using learnable weights optimized during training, allowing the model to adapt the combination strategy. The final class probabilities are obtained by summing the weighted outputs from both streams. This fusion mechanism effectively combines the modalities’ strengths, resulting in more robust and accurate predictions.

A combined loss function is employed for performance optimization during model training. This function incorporates cross-entropy loss ( $\mathcal{L}_{\text{CEL}}$ ) to measure prediction-label discrepancy and L2-norm regularization ( $\mathcal{L}_{L_2}$ ) to penalize model complexity, preventing overfitting. The total loss function,  $\mathcal{L}$ , is given by:

$$\begin{aligned} \mathcal{L} &= \mathcal{L}_{\text{CEL}} + \mathcal{L}_{L_2} = \\ &= -\frac{1}{N_b} \sum_{i=1}^{N_b} \sum_{c=1}^M y_{ic} \log(\hat{y}_{ic}) + \frac{\lambda}{N_b} \|\theta\|^2 \end{aligned} \quad (5)$$

where  $M$  is the number of classes,  $N_b$  is the number of samples in a batch,  $y_{ic}$  is a binary indicator (0 or 1) if class label  $c$  is the correct classification for instance  $i$ ,  $\hat{y}_{ic}$  is the predicted probability that instance  $i$  belongs to class  $c$ ,  $\lambda$  is the regularization parameter controlling the penalty on model complexity by influencing the weight magnitudes, and  $\|\theta\|^2$  represents the squared L2 norm of the weight vector.

## 4. Experiments

### 4.1. Dataset

We evaluate TCCT-Net on the *EngageNet* dataset [10, 38] proposed at the Ninth Emotion Recognition in the Wild Challenge (EmotiW) 2023. *EngageNet* is a large-scale dataset containing over 11,300 video clips of 127 participants (18 – 37 years old) interacting with a web-based platform in diverse environments. The participants were assigned to four different engagement levels (‘Highly-Engaged’, ‘Engaged’, ‘Barely-Engaged’, and ‘Not-Engaged’) by multiple annotators. The dataset is split into subject-independent sets: 90 participants for training, 11 for validation, and 26 for testing, resulting in 7,983 training videos, 1,071 validation videos, and 2,257 test videos.

### 4.2. Preprocessing

Most videos in *EngageNet* have a frame rate of 30 frame per second (fps), while some with a higher or lower frame rate. To ensure consistency, videos exceeding 30 fps were down-sampled to 30 fps, while those with lower fps remained unchanged as it led to inferior results by distorting the natural temporal dynamics of the behavioral feature signals, as demonstrated by preliminary tests. Next, pre-processing is conducted to extract behavioral features using the OpenFace library [5]. Since most videos are 10 seconds long at 30 fps (resulting in 300 frames), OpenFace extracts 300-element vectors (containing behavioral features for each frame). To maintain coherence in data processing, signals longer than 300 frames were trimmed to 280 elements. This threshold was selected after evaluating that it strikes a balance between maximizing data utilization, while preserving the authenticity of behavioral feature signals, especially for videos in the prevalent length range. Videos with a minimal number of frames were omitted, as duplicating them to meet the 280-elements criterion would undermine the validity and reliability of the findings.

For evaluation, all 1,071 validation set videos were used. Training employed 6,852 videos from the training set. Videos with significantly lower fps, shorter duration, or both, posed a challenge. In the validation set, these videos’ behavioral signals (if shorter than 280 elements from OpenFace) were repeated until reaching 280 elements (with any excess cut off). Similarly, some training set videos were processed this way. However, very short videos or those with very low fps in the training set were excluded from further analysis.

### 4.3. Data augmentation

The potential for overfitting presents a significant challenge when dealing with small signal-based datasets. Conventional methods for augmenting signal data often involve

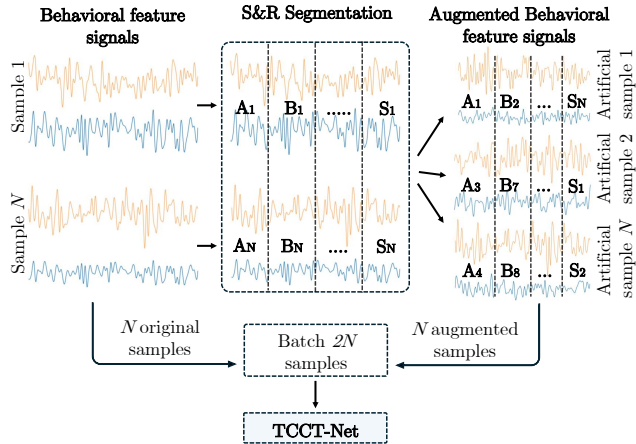


Figure 3. Segmentation and Recombination (S&R) Augmentation. S&R tackles overfitting by segmenting behavioral feature signal data and recombining these segments, preserving essential features while introducing realistic variations.

simplistic approaches like adding Gaussian noise, applying time-shifting, or altering the amplitude, either obscuring crucial features of the signal or failing to introduce meaningful diversity [23]. These methods risk either degrading the signal quality or not fully capturing the range of variations needed to robustly train the model. In contrast, the Segmentation and Recombination (S&R) technique [22], applied in the temporal domain, effectively augments signal data by preserving its unique patterns (Fig. 3). By segmenting signals into meaningful parts and recombining them, S&R upholds the signal’s integrity and dynamics. This approach diversifies the dataset in a realistic manner without adding noise or distortions, enhancing model accuracy and generalizability.

Throughout the training process, the behavioral feature signals from the same engagement class are evenly divided into  $S$  segments. These segments are then randomly concatenated. In every epoch, augmented data is generated, matching the batch size in each iteration. Consequently, the batch size utilized during training becomes  $2N$ , where  $N$  represents the batch size specified at the data loader stage.

#### 4.4. Training settings

Computational tasks were conducted on a supercomputer, utilizing 32 SMT-enabled CPU cores and 32 GB RAM, complemented by an AMD MI250 GPU with 128GB of memory. For model training, we employed the Adam optimizer, starting with an initial learning rate of 0.0005, and set  $\beta_1 = 0.6$  and  $\beta_2 = 0.999$ . A learning rate scheduler was integrated to dynamically adjust the learning rate at certain epochs, optimizing the training process. During training, one batch consists of 72 samples, each paired with additional 72 augmented samples to enrich the dataset. To pre-

vent overfitting and ensure efficiency, we utilized an early stopping technique, which terminated the training when further improvements in the model’s performance plateaued. The exact number of epochs varied according to the specific behavioral features being utilized, as these significantly influenced the required training duration. When conducting experiments with SOTA methods, we ensured consistency by utilizing the identical computational environment.

## 5. Results

In this section, we report the results of experiments involving a varying number of behavioral features, denoted as  $F$  (Sec. 3). Notably,  $F = 2$ , representing head pose rotations around X and Y axes, yielded the highest performance. Henceforth, “2 signals” will denote the use of these two behavioral feature signals. Our study also included Eye Gaze ( $F = 2$ ), Facial Action Units ( $F = 16$ ) behavioral feature signals, and their fusion scenarios (Sec. 5.2).

### 5.1. SOTA comparison

In this subsection, we highlight TCCT-Net’s performance against three RNN-based SOTA methods for engagement detection proposed by Abedi and Khan [1] using ResNet + TCN, and by Selim *et al.* [34] employing EfficientNet B7 + LSTM and EfficientNet B7 + Bi-LSTM (Tab. 1). Remarkably, TCCT-Net achieves a validation accuracy of 68.91% by analyzing merely 2 signals, in contrast to RNN-based approaches, which process 50 and 60 frames, respectively, to achieve lower accuracies of 54.72%, 57.57%, and 58.94%. This focus on TCCT-Net’s efficiency through minimal input signals highlights its superior performance and advancements in engagement analysis for mobile and embedded devices.

Method	Input	Validation accuracy [%]
ResNet + TCN [1]	50 frames	54.72
EfficientNet B7 + LSTM [34]	60 frames	57.57
EfficientNet B7 + Bi-LSTM [34]	60 frames	58.94
<b>TCCT-Net</b>	<b>2 signals</b>	<b>68.91</b>

Table 1. Comparative analysis of RNN-based SOTA methods and TCCT-Net accuracy.

### 5.2. EngageNet comparative analysis

The comparative analysis of TCCT-Net’s validation performance against that of other publicly available models on the *EngageNet* dataset, considering various combinations of behavioral features, is detailed in Tab. 2. The authors of the *EngageNet* dataset utilize features with dimensions of 16, 12, and 70 for Eye Gaze, Head Pose, and Facial Action Units, respectively. In contrast, TCCT-Net operates with a

EG + HP		AUs		HP		EG		EG + HP + AUs	
Method	Acc [%]	Method	Acc [%]	Method	Acc [%]	Method	Acc [%]	Method	Acc [%]
Transformer (28)	64.45	CNN-LSTM (70)	62.00	LSTM (12)	67.41	Transformer (16)	55.45	Transformer (98)	65.40
LSTM (28)	65.17	LSTM (70)	62.75	TCN (12)	67.51	CNN-LSTM (16)	60.78	LSTM (98)	66.67
<b>TCCT-Net (4)</b>	<b>65.64</b>	TCN (70)	64.24	CNN-LSTM (12)	67.88	LSTM (16)	61.34	CNN-LSTM (98)	67.13
		<b>TCCT-Net (16)</b>	<b>66.29</b>	<b>TCCT-Net (2)</b>	<b>68.91</b>	TCN (16)	63.03	<b>TCCT-Net (20)</b>	<b>67.13</b>
						<b>TCCT-Net (2)</b>	<b>64.33</b>	TCN (98)	68.72

Table 2. Comparison of validation accuracy across models and analysis of performance based on different combinations of behavioral features using the *EngageNet* dataset. ‘EG’ stands for Eye Gaze, ‘HP’ for Head Pose, and ‘AUs’ for Facial Action Units. The number in parentheses next to each method indicates the number of features used.

significantly reduced feature set, requiring only 2, 2, and 16 features for the same categories.

The substantial reduction in feature dimensions does not compromise the effectiveness of TCCT-Net, as demonstrated by its superior performance in validation accuracy across different behavioral feature combinations. It underscores TCCT-Net’s capability to extract and leverage critical information from minimal data inputs, aligning with the objectives of developing lightweight models for real-time engagement analysis on resource-constrained mobile and embedded devices. Particularly noteworthy is TCCT-Net’s performance in the Eye Gaze and Head Pose (EG + HP) and Facial Action Units (AUs) categories, where it achieves validation accuracies of 65.64% and 66.29%, respectively. These outcomes are notable due to the significant feature reduction from baseline methods, yet maintaining high accuracy with less computational demand.

Moreover, the performance of TCCT-Net in analyzing individual behavioral signals—Head Pose (HP) with an accuracy of 68.91% and Eye Gaze (EG) with 64.33%—further validates the model’s robustness and flexibility. This indicates that TCCT-Net is not only effective in handling multi-signal input but also excels when analyzing single types of behavioral signals, making it a versatile tool for engagement analysis. The model’s architecture, which fuses temporal-spatial and temporal-frequency features, plays a critical role in this achievement, enabling it to capture nuanced patterns of engagement utilizing less data. These results demonstrate that TCCT-Net offers a balance of performance and efficiency, meeting the demands of resource-constrained mobile and embedded devices.

### 5.3. Speed performance

Evaluation of TCCT-Net involves comparing it with SOTA methods (Tab. 3), with a focus on training and inference speed for potential real-time use on mobile and embedded devices. Firstly, the comparison highlights the computational efficiency of TCCT-Net utilizing 2D tensors. With training times as low as 40.1 seconds per epoch and inference times at 2.59 seconds for the entire validation set, TCCT-Net demonstrates an order-of-magnitude improve-

ment over traditional RNN-based SOTA methods that rely on more computationally intensive inputs of frames extracted from videos. This efficiency is not merely a function of reduced computational complexity but also reflects an optimized balance between the quantity and quality of input data. While models like EfficientNet B7 + LSTM/Bi-LSTM [34] and ResNet + TCN [1] process larger quantities of video frames, resulting in prolonged training and inference periods, TCCT-Net achieves competitive or superior performance metrics with significantly less input data.

Method	Input	Train/Inference time [s]
<b>TCCT-Net via 2D tensors</b>	<b>2 signals</b>	<b>40.1 / 2.59</b>
ResNet + TCN [1]	50 frames	730 / 61.4
TCCT-Net via RGB images	2 signals	952 / 129
EfficientNet B7 + LSTM [34]	60 frames	1030 / 79.6
EfficientNet B7 + Bi-LSTM [34]	60 frames	1210 / 97

Table 3. Comparative analysis of RNN-based SOTA methods and TCCT-Net speed performance: epoch training and test set inference times. The aforementioned times do not include the time required for extracting behavioral features for TCCT-Net or frames for SOTA methods.

The TCCT-Net model, utilizing 2D tensors from just two signals, demonstrates improved efficiency in achieving rapid training and inference times without sacrificing accuracy. This method contrasts with traditional RNN-based SOTA approaches that depend on processing extensive video frames, which demand high computational resources and time. TCCT-Net’s streamlined approach not only underscores the practicality of minimal input data for real-time analysis but also highlights an optimized balance between computational efficiency and the depth of analysis. By integrating temporal-spatial and temporal-frequency domains through a novel two-stream network, TCCT-Net sets a new benchmark for engagement analysis. Its ability to deliver high performance with reduced computational demand makes it particularly suited for mobile and embedded devices, emphasizing scalability and deployment in real-world applications where speed and efficiency are paramount.

## 5.4. Ablation study

The ablation study (Tab. 4) examines the individual and collective impact of the temporal-frequency stream, the temporal-spatial stream, self-attention, and data augmentation within the TCCT-Net framework, highlighting their contributions to the model’s performance.

Method	Validation accuracy [%]
Only temporal-frequency stream	57.80
TCCT-Net w/o self-attention	63.87
TCCT-Net w/o augmentation	66.20
Only temporal-spatial stream	67.13
<b>TCCT-Net</b>	<b>68.91</b>

Table 4. Ablation study. All the experiments used two behavioral feature signals as the input.

**Single temporal-frequency stream** alone achieves a validation accuracy of 57.80%, which underscores the significance of capturing temporal-frequency patterns of behavioral signals. As outlined in the manuscript, this stream leverages the CWT to decompose signals into wavelets, enabling the examination of different frequency components at varying scales. This method’s ability to offer a nuanced time-frequency representation of engagement signals underpins its standalone contribution to the overall architecture. It demonstrates the critical role of frequency-domain information in identifying engagement patterns, particularly when the traditional temporal-spatial analysis might overlook subtle yet informative frequency-based features.

**Single temporal-spatial stream**’s standalone performance, with a validation accuracy of 67.13%, highlights its efficacy in capturing the dynamic and spatial nuances of engagement behaviors. This stream combines convolution and self-attention mechanisms to extract both local and global features from behavioral signals. The convolution layers effectively capture local temporal and spatial features, while the self-attention mechanism extends the model’s capability to understand long-term dependencies and global patterns within the data. This dual approach ensures a comprehensive analysis of temporal-spatial patterns, emphasizing the stream’s substantial contribution to engagement analysis.

**Self-attention.** The diminished performance observed in TCCT-Net without self-attention (63.87%) compared to the full TCCT-Net architecture underscores the self-attention mechanism’s importance. By enabling the model to capture global dependencies and nuanced relationships within the data that might escape localized convolutional processes, self-attention enhances the model’s predictive accuracy and depth of understanding. This is particularly vital in engagement analysis, where the subtleties of behavioral signals indicate profound differences in engagement levels.

**Data augmentation**’s role in boosting the model’s performance is evident, with TCCT-Net without augmentation

achieving 66.20% accuracy compared to the full model’s 68.91%. The employment of the Segmentation and Recombination technique enriches the training dataset, ensuring robustness against overfitting and improving the generalization capabilities. This augmentation strategy further enhances the model’s accuracy and its ability to adapt to new, unseen data.

The analysis of the independent contributions of the temporal-frequency and temporal-spatial streams, along with the vital roles of self-attention and data augmentation, offers a comprehensive understanding of their importance in the TCCT-Net framework. These components, individually and collectively, contribute to the model’s superior performance, showcasing the sophisticated balance between depth of analysis and computational efficiency required for real-time engagement analysis.

## 6. Conclusion

We introduce TCCT-Net designed for fast and efficient engagement analysis, aimed for real-time application on resource-constrained mobile and embedded devices. This method leverages a two-stream network, integrating temporal-spatial and temporal-frequency feature extraction. TCCT-Net’s demonstrated superior performance in validation accuracy while significantly reducing the computational overhead and feature input dimensions compared to the SOTA methods. This efficiency underscores the model’s ability to maintain high levels of accuracy with fewer data points, showcasing its potential for real-world applications where resources are limited. Moreover, the model’s speed in training and inference times further highlights its suitability for deployment in real-time systems, offering a practical solution for engagement analysis across various sectors. This work demonstrates the possibility of surpassing the SOTA methods in accuracy and speed, while relying on only two features. Future work will expand the model to other contexts and datasets to ensure its robustness. To further improve real-world applicability, we intend to incorporate remote photoplethysmography (rPPG), a technique esteemed for its emotion detection capabilities [40], thereby leveraging the advantages of a multimodal architecture.

## Acknowledgments

This work was supported by the Research Council of Finland (former Academy of Finland) Academy Professor project EmotionAI (grants 336116, 345122), ICT 2023 project TrustFace (grant 345948), FARIA (The Finnish-American Research & Innovation Accelerator) project, Infotech Oulu, the University of Oulu & Research Council of Finland Profi 7 (grant 352788). The authors also acknowledge CSC-IT Center for Science, Finland, for providing computational resources.



## References

- [1] Ali Abedi and Shehroz S. Khan. Improving state-of-the-art in detecting student engagement with resnet and tcn hybrid network. In *Proceedings - 2021 18th Conference on Robots and Vision, CRV 2021*, page 151 – 157, 2021. Cited by: 24; All Open Access, Green Open Access. 1, 2, 6, 7
- [2] Ali Abedi and Shehroz S. Khan. Affect-driven ordinal engagement measurement from video. *Multimedia Tools and Applications*, 2023. Cited by: 2; All Open Access, Green Open Access. 1, 2
- [3] Thushari Atapattu, Menasha Thilakarathne, Rebecca Vivian, and Katrina Falkner. Detecting cognitive engagement using word embeddings within an online teacher professional development community. *Computers & Education*, 140: 103594, 2019. 2
- [4] Orhan Atila and Abdulkadir Şengür. Attention guided 3d cnn-lstm model for accurate speech based emotion recognition. *Applied Acoustics*, 182, 2021. Cited by: 62. 2
- [5] Tadas Baltrusaitis, Amir Zadeh, Yao Chong Lim, and Louis-Philippe Morency. Openface 2.0: Facial behavior analysis toolkit. In *2018 13th IEEE international conference on automatic face & gesture recognition (FG 2018)*, pages 59–66. IEEE, 2018. 5
- [6] Patricia Bota et al. Group synchrony for emotion recognition using physiological signals. *IEEE Transactions on Affective Computing*, 14(4):2614 – 2625, 2023. Cited by: 3; All Open Access, Green Open Access. 2
- [7] Haoyu Chen, Henglin Shi, Xin Liu, Xiaobai Li, and Guoying Zhao. Smg: A micro-gesture dataset towards spontaneous body gestures for emotional stress state analysis. *International Journal of Computer Vision*, 131(6):1346 – 1366, 2023. Cited by: 13; All Open Access, Green Open Access, Hybrid Gold Open Access. 1
- [8] Youjin Choi, JooYeong Kim, and Jin-Hyuk Hong. Immersion measurement in watching videos using eye-tracking data. *IEEE Transactions on Affective Computing*, 13(4): 1759–1770, 2022. 2
- [9] Djork-Arné Clevert, Thomas Unterthiner, and Sepp Hochreiter. Fast and accurate deep network learning by exponential linear units (elus). In *4th International Conference on Learning Representations, ICLR 2016 - Conference Track Proceedings*, 2016. Cited by: 1326. 3
- [10] Abhinav Dhall, Monisha Singh, Roland Goecke, Tom Gedeon, Donghuo Zeng, Yanan Wang, and Kazushi Ikeda. EmotiW 2023: Emotion recognition in the wild challenge. In *Proceedings of the 25th International Conference on Multimodal Interaction*, page 746–749, New York, NY, USA, 2023. Association for Computing Machinery. 5
- [11] Ilana Dubovi. Cognitive and emotional engagement while learning with vr: The perspective of multimodal methodology. *Computers & Education*, 183:104495, 2022. 2
- [12] Chiara Filippini, Edoardo Spadolini, Daniela Cardone, Domenico Bianchi, Maurizio Preziuso, Christian Sciarretta, Valentina del Cimmuto, Davide Lisciani, and Arcangelo Merla. Facilitating the child–robot interaction by endowing the robot with the capability of understanding the child engagement: The case of mio amico robot. *International Journal of Social Robotics*, 13:677–689, 2021. 2
- [13] Goren Gordon, Samuel Spaulding, Jacqueline Kory Westlund, Jin Joo Lee, Luke Plummer, Marayna Martinez, Madhurima Das, and Cynthia Breazeal. Affective personalization of a social robot tutor for children’s second language skills. In *Proceedings of the AAAI conference on artificial intelligence*, 2016. 2
- [14] Abhay Gupta, Arjun D’Cunha, et al. Daisee: towards user engagement recognition in the wild. *arXiv preprint arXiv:1609.01885*, 2016. 2
- [15] Misbah Ul Hoque, Kisung Lee, Jessica L. Beyer, Sara R. Curran, Katie S. Gonser, Nina S. N. Lam, Volodymyr V. Mihunov, and Kejin Wang. Analyzing tweeting patterns and public engagement on twitter during the recognition period of the covid-19 pandemic: A study of two u.s. states. *IEEE Access*, 10:72879 – 72894, 2022. Cited by: 4; All Open Access, Gold Open Access. 2
- [16] M. Shamim Hossain and Ghulam Muhammad. Emotion recognition using deep learning approach from audio–visual emotional big data. *Information Fusion*, 49:69 – 78, 2019. Cited by: 294. 2
- [17] Yuyun Huang, Emer Gilmartin, and Nick Campbell. Conversational engagement recognition using auditory and visual cues. In *Proceedings of the Annual Conference of the International Speech Communication Association, INTER-SPEECH*, page 590 – 594, 2016. Cited by: 11. 2
- [18] Shoroog Khenkar and Salma Kammoun Jarraya. Engagement detection based on analyzing micro body gestures using 3d cnn. *Computers, Materials & Continua*, 70(2), 2022. 2
- [19] Puneet Kumar, Alexander Vedernikov, and Xiaobai Li. Measuring non-typical emotions for mental health: A survey of computational approaches, 2024. 1
- [20] Chao Li, Zhongtian Bao, Linhao Li, and Ziping Zhao. Exploring temporal representations by leveraging attention-based bidirectional lstm-rnns for multi-modal emotion recognition. *Information Processing and Management*, 57(3), 2020. Cited by: 119. 2
- [21] Yang Li, Wenming Zheng, Lei Wang, Yuan Zong, and Zhen Cui. From regional to global brain: A novel hierarchical spatial-temporal neural network model for eeg emotion recognition. *IEEE Transactions on Affective Computing*, 13(2):568 – 578, 2022. Cited by: 82; All Open Access, Green Open Access. 2
- [22] Fabien Lotte. Signal processing approaches to minimize or suppress calibration time in oscillatory activity-based brain-computer interfaces. *Proceedings of the IEEE*, 103(6):871 – 890, 2015. Cited by: 192; All Open Access, Green Open Access. 6
- [23] F. Lotte, L. Bougrain, A. Cichocki, M. Clerc, M. Congedo, A. Rakotomamonjy, and F. Yger. A review of classification algorithms for eeg-based brain-computer interfaces: A 10 year update. *Journal of Neural Engineering*, 15(3), 2018. Cited by: 1226; All Open Access, Bronze Open Access, Green Open Access. 6
- [24] Rajitha Navarathna, Peter Carr, Patrick Lucey, and Iain Matthews. Estimating audience engagement to predict movie

- ratings. *IEEE Transactions on Affective Computing*, 10(1): 48–59, 2017. [2](#)
- [25] N.G. Nikolaou and I.A. Antoniadis. Demodulation of vibration signals generated by defects in rolling element bearings using complex shifted morlet wavelets. *Mechanical Systems and Signal Processing*, 16(4):677 – 694, 2002. Cited by: 262. [4](#)
- [26] Teresa M Ober, Corinne J Brenner, Alvaro Olsen, Bruce D Homer, and Jan L Plass. Detecting patterns of engagement in a digital cognitive skills training game. *Computers & Education*, 165:104144, 2021. [2](#)
- [27] Naima Otberdout, Anis Kacem, Mohamed Daoudi, Lahoucine Ballihi, and Stefano Berretti. Automatic analysis of facial expressions based on deep covariance trajectories. *IEEE Transactions on Neural Networks and Learning Systems*, 31(10):3892–3905, 2020. [1](#)
- [28] Athanasios Psaltis, Konstantinos C Apostolakis, Kosmas Dimitropoulos, and Petros Daras. Multimodal student engagement recognition in prosocial games. *IEEE Transactions on Games*, 10(3):292–303, 2017. [2](#)
- [29] Olivier Rioul and Pierre Duhamel. Fast algorithms for discrete and continuous wavelet transforms. *IEEE Transactions on Information Theory*, 38(2):569 – 586, 1992. Cited by: 490; All Open Access, Green Open Access. [4](#)
- [30] David Hason Rudd, Huan Huo, and Guandong Xu. Leveraged mel spectrograms using harmonic and percussive components in speech emotion recognition. *Lecture Notes in Computer Science (including subseries Lecture Notes in Artificial Intelligence and Lecture Notes in Bioinformatics)*, 13281 LNAI:392 – 404, 2022. Cited by: 4; All Open Access, Green Open Access. [2](#)
- [31] Hanan Salam, Oya Celiktutan, Hatice Gunes, and Mohamed Chetouani. Automatic context-aware inference of engagement in hmi: A survey. *IEEE Transactions on Affective Computing*, page 1–20, 2023. Cited by: 2; All Open Access, Hybrid Gold Open Access. [1](#)
- [32] Andrey V. Savchenko, Lyudmila V. Savchenko, and Ilya Makarov. Classifying emotions and engagement in online learning based on a single facial expression recognition neural network. *IEEE Transactions on Affective Computing*, 13(4):2132 – 2143, 2022. Cited by: 26. [2](#)
- [33] Robin Tibor Schirrmester et al. Deep learning with convolutional neural networks for eeg decoding and visualization. *Human Brain Mapping*, 38(11):5391 – 5420, 2017. Cited by: 1560; All Open Access, Green Open Access, Hybrid Gold Open Access. [3](#)
- [34] Tasneem Selim, Islam Elkabani, and Mohamed A. Abdou. Students engagement level detection in online e-learning using hybrid efficientnetb7 together with tcn, lstm, and bi-lstm. *IEEE Access*, 10:99573 – 99583, 2022. Cited by: 6; All Open Access, Gold Open Access. [1](#), [2](#), [6](#), [7](#)
- [35] Minji Seo and Myungho Kim. Fusing visual attention cnn and bag of visual words for cross-corpus speech emotion recognition. *Sensors (Switzerland)*, 20(19):1 – 21, 2020. Cited by: 28; All Open Access, Gold Open Access, Green Open Access. [2](#)
- [36] Rabi Shaw, Chinmay Mohanty, Bidyut Kr Patra, and Animesh Pradhan. 1d multi-point local ternary pattern: A novel feature extraction method for analyzing cognitive engagement of students in flipped learning pedagogy. *Cognitive Computation*, pages 1–14, 2022. [2](#)
- [37] Rabi Shaw, Chinmay Mohanty, Bidyut Kr. Patra, and Animesh Pradhan. 1d multi-point local ternary pattern: A novel feature extraction method for analyzing cognitive engagement of students in flipped learning pedagogy. *Cognitive Computation*, 15(4):1243 – 1256, 2023. Cited by: 1; All Open Access, Bronze Open Access, Green Open Access. [2](#)
- [38] Monisha Singh, Ximi Hoque, Donghuo Zeng, Yanan Wang, Kazushi Ikeda, and Abhinav Dhall. Do i have your attention: A large scale engagement prediction dataset and baselines. In *Proceedings of the 25th International Conference on Multimodal Interaction*, page 174–182, New York, NY, USA, 2023. Association for Computing Machinery. [2](#), [5](#)
- [39] Yonghao Song, Qingqing Zheng, Bingchuan Liu, and Xiaorong Gao. Eeg conformer: Convolutional transformer for eeg decoding and visualization. *IEEE Transactions on Neural Systems and Rehabilitation Engineering*, 31:710–719, 2023. [3](#)
- [40] Zhaodong Sun, Alexander Vedernikov, Virpi-Liisa Kykyri, Mikko Pohjola, Miriam Nokia, and Xiaobai Li. Estimating stress in online meetings by remote physiological signal and behavioral features. In *Adjunct Proceedings of the 2022 ACM International Joint Conference on Pervasive and Ubiquitous Computing and the 2022 ACM International Symposium on Wearable Computers*, page 216–220, New York, NY, USA, 2023. Association for Computing Machinery. [8](#)
- [41] Ashish Vaswani, Noam Shazeer, Niki Parmar, Jakob Uszkoreit, Llion Jones, Aidan N. Gomez, Łukasz Kaiser, and Illia Polosukhin. Attention is all you need. In *Advances in Neural Information Processing Systems*, page 5999 – 6009, 2017. Cited by: 49352. [3](#), [4](#)
- [42] Alexander Vedernikov, Zhaodong Sun, Virpi-Liisa Kykyri, Mikko Pohjola, Miriam Nokia, and Xiaobai Li. Analyzing participants’ engagement during online meetings using unsupervised remote photoplethysmography with behavioral features, 2024. [1](#)
- [43] Jacob Whitehill, Zewelanjı Serpell, Yi-Ching Lin, Aysha Foster, and Javier R. Movellan. The faces of engagement: Automatic recognition of student engagement from facial expressions. *IEEE Transactions on Affective Computing*, 5(1): 86 – 98, 2014. Cited by: 379. [2](#)
- [44] Jin Xie, Jie Zhang, Jiayao Sun, Zheng Ma, Liuni Qin, Guanglin Li, Huihui Zhou, and Yang Zhan. A transformer-based approach combining deep learning network and spatial-temporal information for raw eeg classification. *IEEE Transactions on Neural Systems and Rehabilitation Engineering*, 30:2126–2136, 2022. [2](#)
- [45] Kangning Yang, Benjamin Tag, Chaofan Wang, Yue Gu, Zhanna Sarsenbayeva, Tilman Dingler, Greg Wadley, and Jorge Goncalves. Survey on emotion sensing using mobile devices. *IEEE Transactions on Affective Computing*, 14(4): 2678 – 2696, 2023. Cited by: 3. [1](#)
- [46] Shiqing Zhang, Xiaoming Zhao, and Qi Tian. Spontaneous speech emotion recognition using multiscale deep convolutional lstm. *IEEE Transactions on Affective Computing*, 13(2):680 – 688, 2022. Cited by: 48. [2](#)