

A Novel State Space Model with Local Enhancement and State Sharing for Image Fusion

Zihan Cao*

University of Electronic Science and Technology of China
Chengdu, Sichuan, China
iamzihan666@gmail.com

Liang-Jian Deng[†]

University of Electronic Science and Technology of China
Chengdu, Sichuan, China
liangjian.deng@uestc.edu.cn

Xiao Wu*

University of Electronic Science and Technology of China
Chengdu, Sichuan, China
wxwsx1997@gmail.com

Yu Zhong

University of Electronic Science and Technology of China
Chengdu, Sichuan, China
yuuzhong1011@gmail.com

Abstract

In image fusion tasks, images from different sources possess distinct characteristics. This has driven the development of numerous methods to explore better ways of fusing them while preserving their respective characteristics. Mamba, as a state space model, has emerged in the field of natural language processing. Recently, many studies have attempted to extend Mamba to vision tasks. However, due to the nature of images different from causal language sequences, the limited state capacity of Mamba weakens its ability to model image information. Additionally, the sequence modeling ability of Mamba is only capable of spatial information and cannot effectively capture the rich spectral information in images. Motivated by these challenges, we customize and improve the vision Mamba network designed for the image fusion task. Specifically, we propose the local-enhanced vision Mamba block, dubbed as LEVM. The LEVM block can improve local information perception of the network and simultaneously learn local and global spatial information. Furthermore, we propose the state sharing technique to enhance spatial details and integrate spatial and spectral information. Finally, the overall network is a multi-scale structure based on vision Mamba, called LE-Mamba. Extensive experiments show the proposed methods achieve state-of-the-art results on multispectral pansharpening and multispectral and hyperspectral image fusion datasets, and demonstrate the effectiveness of the proposed approach. Code can be accessed at <https://github.com/294coder/Efficient-MIF>.

CCS Concepts

• Computing methodologies → Reconstruction.

*Equal contribution.

[†]Corresponding author.

Permission to make digital or hard copies of all or part of this work for personal or classroom use is granted without fee provided that copies are not made or distributed for profit or commercial advantage and that copies bear this notice and the full citation on the first page. Copyrights for components of this work owned by others than the author(s) must be honored. Abstracting with credit is permitted. To copy otherwise, or to publish, to post on servers or to redistribute to lists, requires prior specific permission and/or a fee. Request permissions from permissions@acm.org.

MM '24, October 28–November 1, 2024, Melbourne, VIC, Australia.

© 2024 Copyright held by the owner/author(s). Publication rights licensed to ACM.

ACM ISBN 979-8-4007-0686-8/24/10

<https://doi.org/10.1145/3664647.3680905>

Keywords

Multispectral pansharpening; multispectral and hyperspectral image fusion; Mamba; local-enhanced network

ACM Reference Format:

Zihan Cao, Xiao Wu, Liang-Jian Deng, and Yu Zhong. 2024. A Novel State Space Model with Local Enhancement and State Sharing for Image Fusion. In *Proceedings of the 32nd ACM International Conference on Multimedia (MM '24)*, October 28–November 1, 2024, Melbourne, VIC, Australia. ACM, New York, NY, USA, 10 pages. <https://doi.org/10.1145/3664647.3680905>

1 Introduction

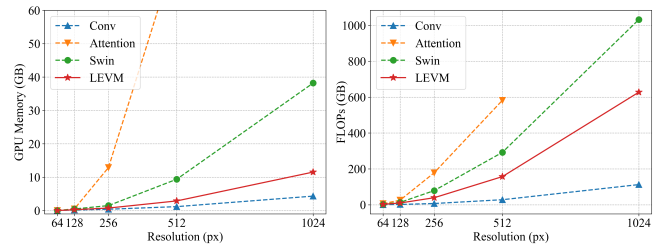


Figure 1: Memory consumption and FLOPs using different operators on the same U-Net architecture. Our LE-Mamba has linear memory consumption compared with quadratic consumption of self-attention (Attention) [11] and lower FLOPs compared with the attention of Swin Transformer [27].

In the field of image fusion, there are two flourishing tasks that are applied in subsequent applications, *i.e.*, multispectral pansharpening, and multispectral and hyperspectral image fusion. While multispectral pansharpening aims to fuse high-resolution panchromatic images and low-resolution multispectral images to yield high-resolution multispectral images (HRMS), multispectral and hyperspectral image fusion involves high-resolution RGB images with low-resolution hyperspectral images to yield high-resolution hyperspectral images.

Many deep-learning methods have been widely proposed for image fusion, such as convolution neural networks (CNNs) and vision Transformers. The CNN-based methods can extract and learn local feature information in image fusion. More importantly, vision Transformers have achieved excellent performance in image

fusion [6, 40]. However, vision Transformers are limited by the quadratic spatial complexity of the Attention mechanism, making it challenging to process high-resolution images. Many works [15, 27, 42] aim to reduce the complexity of Transformers, but they often come with performance degradation, increased parameter count, and poor generalization capability.

Recently, an alternative approach has shown promising results benefiting from efficiently modeling dependencies of sequence data based on the state space model (SSM). In recent work, [14, 30] introduces the structured state space sequence model as a general sequence model, called Mamba. Afterward, vision Mamba [26, 52] further verifies that it has great potential to be the next-generation backbone for vision foundation models. Compared with vision Transformers [11], vision Mambas adopt sequential visual representation (*i.e.*, image patches) and have subquadratic-time computation and near-linear memory complexity. However, Mamba faces two challenges: **1) needs for non-unidirectional modeling for 2D images in contrast to language sequence.** **2) the issue of information stored in the state being lost when the sequence length increases, and 3) unable to characterize the spatial and spectral information of images.**

In addressing the first question, two pioneering works stand out: Vim [52], which introduced a bi-directional vision Mamba block tailored for image processing, and VMamba [26], which proposed a scanning mechanism for images to tackle the causality issue inherent in Mamba’s unsuitability for vision tasks. As for the rest of the issues, there has been a lack of exploration of Mamba in the image fusion field. In this paper, we propose two bespoke techniques named local-enhanced vision Mamba (LEVM) block and state sharing to address issues 2) and 3), as its conception shown in Fig. 2, respectively enhancing Mamba’s perception of local information and fully exploiting spatial and spectral information in SSM’s state.

The proposed method is more suitable for image fusion tasks with two advantages to the proposed methods. The first advantage is that the proposed LEVM block can represent local and global spatial information. Local information brings rich spatial details, while global information injects long-range pixel dependencies, thus enhancing the detail recovery in the fusion process. The second advantage is that the state sharing method allows information to be shared between layers in the adjacent flow and skip-connected flow. Furthermore, we have also proposed the spatial-spectral learning (S2L) of SSM for the state sharing method. The S2L maps the input image to the state space for spatial representation, and considers the state space as the basis for spectral representation, thereby achieving interaction between spatial and spectral information. To the best of our knowledge, there have been no improvements made to vision Mamba from the perspective of spatial and spectral learning specifically for image fusion tasks. Finally, we propose the LE-Mamba, which is constructed based on the U-Net [2, 3, 35] baseline with the inclusion of the LEVM block and the state sharing technique. LE-Mamba can achieve superior fusion performance.

The contributions can be summarized as follows:

- 1) We propose a local-enhanced vision mamba (LEVM) block for the existing vision Mamba architecture to address the issue of spatial information representation.
- 2) The state sharing technique is designed for the proposed LEVM block, which customizes the image fusion tasks. Then, the state sharing can reduce information loss and enable simultaneous learning of spatial and spectral information within the state space model (SSM).
- 3) The proposed LE-Mamba achieves state-of-the-art fusion performance for image fusion on four widely-used multispectral pansharpening and hyperspectral multispectral fusion datasets.

2 Related Work

2.1 State Space Models

State space models (SSMs) were initially proposed for sequence-to-sequence transformation tasks in natural language processing [13, 14, 30], adept at handling long-range dependencies. In recent years, researchers have strived to address the computational and memory bottlenecks of SSMs in practice, enabling higher efficiency and simplicity when processing long sequences, such as structured state space (S4) [14] introduces parameterization for state space, while Mamba [13] incorporates high-efficient selection mechanism into the S4 based on hardware optimization.

In vision tasks, S4ND method [34] was the first work to introduce SSMs into the vision field, demonstrating their potential to achieve performance on par with models like vision Transformer [11]. VMamba [26] and Vim [52] further applied the ideas of Mamba models to generic vision tasks, proposing mechanisms like bi-directional scanning to better capture image information. Due to the recent explosive growth in research on vision Mamba, we systematically summarize the most recent relevant works in the supplementary for a detailed background.

2.2 Deep Learning Methods for Image Fusion

For the multispectral pansharpening task, many CNN-based methods have emerged and obtained promising fused images, including DiCNN [16], PanNet [47], and FusionNet [5], FeINFN [23]. However, the local feature representation obtained by CNNs hinders better fusion results. For the multispectral and hyperspectral image fusion, there are also many outstanding DL-based works including InvFormer [51] and MiMO-SST [12]. However, these methods bear a significant computational burden due to the quadratic complexity of the Transformer. Despite many efforts to mitigate this issue [15, 27, 42], these methods usually lead to a performance drop.

Recently, SSMs have emerged with near-linear memory consumption and relatively low computational overhead, thus rapidly extending to various vision tasks. Most relative to our work, PanMamba [17] adapted the bidirectional vision Mamba block [52] to the multispectral pansharpening task. *However, it fails to realize the issue of state information loss and does not tailor state space representation to exploit the spatial and spectral domain, leading to suboptimal fusion performance.*

3 Preliminary

State space models (SSMs) are a class of sequence models inspired by linear systems, which aim to map a sequence $x(t) \in \mathbb{R}^L$ to $y(t) \in \mathbb{R}^L$ through the hidden space $h'(t), h(t) \in \mathbb{R}^N$. A system matrices $A \in \mathbb{R}^{N \times N}$, $B \in \mathbb{R}^{N \times 1}$, and $C \in \mathbb{R}^{N \times 1}$ represents the

dynamics of the system:

$$\begin{aligned} h'(t) &= Ah(t) + Bx(t), \\ y(t) &= Ch(t). \end{aligned} \quad (1)$$

In practice, the above continuous system should be discretized using zero-order hold assumption, converting the matrices (A, B) to the discretized forms by a timescale $\Delta \in \mathbb{R} > 0$:

$$\begin{aligned} \bar{A} &= \exp(\Delta A) \\ \bar{B} &= (\Delta A)^{-1}(e^{\Delta A} - I) \cdot \Delta B. \end{aligned} \quad (2)$$

The discretized operator Δ maps A and B from $\Delta : \mathbb{R}^N \rightarrow \mathbb{R}^{L \times N}$ (decretize continuous system), where dimension N is a higher dimensional latent state. This discretization forms a discretized model written as:

$$\begin{aligned} h_t &= \bar{A} \cdot h_{t-1} + \bar{B} \cdot x_t, \\ y_t &= C \cdot h_t. \end{aligned} \quad (3)$$

Furthermore, in higher-dimensional state space, we can rewrite the above variables, that is input data $x : \mathbb{R}^{L \times D} \rightarrow \mathbb{R}^{L \times D \times N}$ with D channel. A timestep t depends on the size of the sequence L (i.e., $x_t \in \mathbb{R}^{D \times N}$). Then, at each timestep t , system matrices $\bar{A} \in \mathbb{R}^{D \times N}$, $\bar{B} \in \mathbb{R}^{D \times N}$ are mapped into N -dimension state space, and $C \in \mathbb{R}^{D \times N}$ map h_t back the original space. Thus, a hidden state is $h_t \in \mathbb{R}^{D \times N}$ and the output feature is $y_t \in \mathbb{R}^D$ (i.e., $y \in \mathbb{R}^{D \times L}$). According to the implementation of Mamba [13], for efficient computation, the previous computation process can be formulated as the parallel convolution:

$$\begin{aligned} y &= x \circledast \bar{K} \\ \text{with } \bar{K} &= (C\bar{B}, C\bar{A}\bar{B}, \dots, C\bar{A}^{L-1}\bar{B}), \end{aligned} \quad (4)$$

where \circledast denotes convolution operation, and \bar{K} is the structured convolutional kernel.

4 Method

In this section, we will first illustrate the overall network design of LE-Mamba in Sect. 4.1, including the network's input and output, as well as its structure. Subsequently, each local-enhanced vision Mamba (LEVM) block within the network will be delineated in detail in Sect. 4.2. Finally, the implementation details of the proposed state sharing technique are elucidated in Sect. 4.3. In Sect. 4.4, we analyze the complexity of the LEVM block.

4.1 Overall Architecture

In some high-level tasks (e.g., classification [26, 52] and segmentation [24, 26, 31, 37]), architectures similar to Meta-formers [48] are commonly used, where plain backbones can offer lower parameter counts, smaller computational loads, and lower latency. However, for the image fusion task, we opted for a multi-scale architecture akin to U-Net [36], which has been proven effective [2, 3]. The designed network is illustrated in Fig. 2(d), featuring an encoder-decoder architecture. The input comprises LRMS and PAN images, while the output is fused images. The encoder and decoder are composed of multiple LEVM layers, with each LEVM layer comprising several LEVM blocks.

For the LEVM block in the encoder, denoted as $f_{enc}(\cdot)$, the input consists of the SSM hidden state h^{l-1} from the previous block, LRMS, and PAN:

$$x^l, h^l = f_{enc}(x^{l-1}, PAN, h^{l-1}), \quad (5)$$

where l represents the l -th layer, and x^0 denotes LRMS in the first encoder layer (i.e., $l = 0$), then outputs features and hidden states into the next layer, denoted as x^l and h^l , respectively. Different from the previous vision Mambas, the state h^{l-1} is incorporated. Its rationale will be explained in Sect. 4.3.

For the LEVM blocks in the decoder, their inputs are the concatenation of the output from the corresponding encoder at the same resolution and the output from the previous decoder layer, denoted as $f_{dec}(\cdot)$. Similar to the LEVM block in the encoder, by incorporating the corresponding encoder's state h_{enc}^l , a better fusion performance can be achieved, which is akin to the encoder-decoder skip connections commonly employed in U-Nets. Our intuition is that the encoder's state contains abundant low-level information, which can complement the semantic information in the decoder's state space. This process can be formulated as:

$$x^l, h^l = f_{dec}(\text{concat}(x^{l-1}, x_{enc}^l), h^{l-1}, h_{enc}^l). \quad (6)$$

where x^{l-1} and h^{l-1} are input features and hidden states of the $(l-1)$ -th layer in the decoder, respectively. Finally, the output of the last LEVM block is mapped back to the pixel space by a linear layer. Following the high-frequency learning strategy proposed in [5], we add the LRMS to the network's output to obtain the fused image. To supervise training, we set the loss function as:

$$\mathcal{L} = \|x^L - GT\|_1 + \lambda \mathcal{L}_{ssim}(x^L, GT), \quad (7)$$

where GT is the ground truth, L denotes the total number of layers of the network, and \mathcal{L}_{ssim} represents loss function based on the SSIM [43]. In practice, we set $\lambda = 0.1$ to balance the two losses.

4.2 Local-enhanced Vision Mamba (LEVM)

The current vision Mamba models [26, 52] directly extend the Mamba [13], originally designed for language sequences, to 2D images by patchifying the images into image tokens. According to Eq. (3), each input x_t shares the same system matrices $\bar{A}, \bar{B}, \bar{C}$ to extract global information. This inspires us to study the representation ability of the Mamba model. As shown in Fig. 2(c), we design a local enhancement vision Mamba (LEVM) block to cope with local and global information. The LEVM block has a local and a global VMamba block (i.e., $VMambaBlock$ function, see Fig. 2(b)).

In the local information representation, inspired by Swin Transformer, we partition the image into windows $W \in \mathbb{R}^{p_h \times p_w \times h \times w \times D}$, then feed them into the local VMamba block to extract local information, where h, w denote the window size and there exists $p_h = H/h, p_w = W/w$, which can be formulated as:

$$W^{l-1} = WindowPartition(x^{l-1}, (h, w)), \quad (8)$$

$$W^{l-1}, h_{local}^l = VMambaBlock(W^{l-1}, h_{local}^{l-1}). \quad (9)$$

In the global information representation, we can gather the local windows to further represent features from the local VMamba block. Specifically, we utilize the $WindowMerge$ function that merges these windows, yielding the entire images, i.e., $x^{l-1} = [W_1^{l-1}, W_2^{l-1}, \dots]$

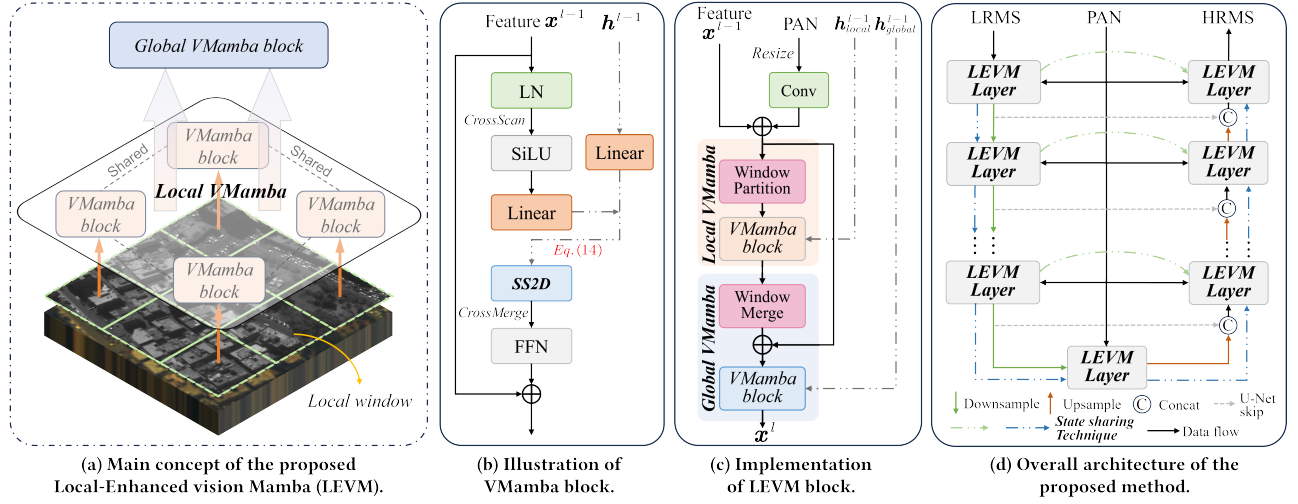


Figure 2: Illustration of (a) the main concept of the proposed LEVM block, (b) the composition of the vision Mamba block, (c) the proposed LEVM block, and (d) the overall architecture of LE-Mamba. “SS2D” in (b) indicates 2D selective scan in [26].

$\dots, \mathbf{W}_{p_h \times p_w}^{l-1}] \in \mathbb{R}^{(p_h \times p_w) \times h \times w \times D}$. For the l -th layer, the global VMamba block can be formulated as follows:

$$\mathbf{x}^{l-1} = \text{WindowMerge}(\mathbf{W}^{l-1}, (h, w)) + \mathbf{x}^{l-1}, \quad (10)$$

$$\mathbf{x}^l, \mathbf{h}_{global}^l = \text{VMambaBlock}(\mathbf{x}^{l-1}, \mathbf{h}_{global}^{l-1}). \quad (11)$$

The overall LEVM block can generate local and global state space. The local VMamba block learns local information using SSM and then outputs local windows into the global VMamba block. The global VMamba block combines local information and global information to improve the local representation ability of the original VMamba block.

However, due to the computation limitations of the VMamba block, these SSMs are unable to extract spatial and spectral information separately, resulting in insufficient information fusion. Therefore, we introduce the state sharing technique to achieve interaction between spatial and spectral information. The state sharing technique will be stated in the next section.

4.3 State Sharing Technique

In this section, the state sharing technique considers layer-wise information representation and spatial-spectral learning (S2L) of SSM. Specifically, our LE-Mamba uses efficient SSM based on convolution representation to compute image tokens. Then, in a layer of SSM, \bar{A} and \bar{B} are linear transformations, and C sums these states to generate output features. Therefore, the state has a layer-wise information representation. Also, the layer-wise information becomes increasingly semantic from shallow to deep layers.

Inspired by RevCol [1], we aim to retain low-level information across LEVM layers. In contrast to RevCol, which employs deep supervision for each column, we leverage the hidden state of SSM for two information flows propagated across layers, which is a direct and convenient approach. As shown in Fig. 2(d), we build an adjacent flow (denoted as a blue dotted line) and a skip-connected flow (denoted as a green dotted line) to transfer the current state into

the next layer and the corresponding decoder layer, respectively. These two information flows are summarized as follows:

- (1) The adjacent flow: We can get the local and global hidden states from the LEVM at the $(l-1)$ -th layer, i.e., \mathbf{h}_{local}^{l-1} and $\mathbf{h}_{global}^{l-1}$. Then \mathbf{h}_{local}^{l-1} and $\mathbf{h}_{global}^{l-1}$ are fed into the next layer.
- (2) The skip-connected flow: Instead of the skip-connected method of U-Net, the $(l-1)$ -th layer’s global hidden state $\mathbf{h}_{global}^{l-1}$ is fed into the corresponding decoder layer.

In Fig. 3, we further show feature maps of two information flows containing semantic information and low-level details, respectively. Also, there are some ablation studies (see Tab. 4) to demonstrate the information of adjacent flow and skip-connected can improve fusion performance.

Now, we improve the LEVM block with state sharing. Specifically, we perform a residual connection between the current input features and spatial-spectral learning of SSM (S2L). In S2L, two different linear blocks are conducted to project state space and input features, which can be formulated as follows:

$$\mathbf{h}^{l-1} = \text{Linear}(\mathbf{h}^{l-1}), \quad (12)$$

$$\mathbf{g} = \text{Linear}(\mathbf{x}^{l-1}), \quad (13)$$

where the first linear projects \mathbf{h}^{l-1} along the channel dimension, and the second linear projects $\mathbf{x}^{l-1} : \mathbb{R}^{D \times L} \rightarrow \mathbb{R}^{N \times L}$.

Although the VMamba block is capable of capturing pixel dependencies well to achieve spatial fidelity, it does not fully exploit spectral information and overlooks the interaction between spatial and spectral information. Based on this, for the l -th layer, our S2L decomposes $\mathbf{x}^{l-1} \in \mathbb{R}^{D \times L}$ into state space $\mathbf{h}^{l-1} \in \mathbb{R}^{D \times N}$ and feature space $\mathbf{g} \in \mathbb{R}^{N \times L}$. The proposed state sharing can be formulated as:

$$\mathbf{x}^{l-1} = \mathbf{x}^{l-1} + \alpha \mathbf{h}^{l-1} \mathbf{g}, \quad (14)$$

where the learnable parameter $\alpha \in \mathbb{R}^D$ is used to balance the information between the S2L and input features. In S2L, the state space

Table 1: Complexity of various vision models. The input image has batch size (B), pixel count (L), and input channel (D) (window-based pixel count L' with P windows), and the hidden dimension is N (that is, the output channel). According to [14], we show parameter counts (Params) and FLOPs, space requirements (Space) for the image fusion task.

	$k \times k$ Conv	Attention	Swin	VMamba	LEVM
Params	$k^2 DN$	$5DN$	$5DN$	$5DN$	$10DN + D^2 + DN$
FLOPs	$BLk^2 DN$	$B(L^2 + 5LDN)$	$BP(L'^2 + 5L'DN)$	$4BLDN + 2LDN$	$10BLN + 2LD + 2DN$
Space	BLD	$B(L^2 + LD)$	$BP(L'^2 + L'D)$	BLD	BLD




Figure 3: Illustration of input feature and corresponding state share feature as Eq. (14). Adjacent flow helps to learn more semantic information and skip-connected flow maintains more low-level details and helps fusion. More examples are shown in the supplementary.

is regarded as the basis for spectral representation, and the input image is mapped into the feature space with rich spatial information. Then, we use matrix multiplication to establish the interaction between spectral information and spatial information in the state space. In contrast to the SSM which focuses on processing spatial information, the S2L method takes into account the representation of hidden state in the spectral domain and the spatial characteristics of the image. This allows for extracting and learning two features that simultaneously possess spatial and spectral properties, making it more suitable for image fusion tasks.

Finally, our state sharing technique is summarized in Algorithms 1 and 2. To the best of our knowledge, there haven't been improvements made to the vision Mamba that specifically addresses image fusion tasks. The proposed state sharing technique can be viewed as an independent contribution as it can be adapted to any SSMs.

4.4 Complexity Analysis

In this section, we analyze the parameter counts and computational complexity of the proposed LEVM with the state sharing method. The parameter count of the local VMamba block and global VMamba block is both $O(5DN)$, respectively. The floating point operations (FLOPs) of these two blocks are $O(5BL'N + 2L'D)$ and $O(5BLN + 2LD)$, respectively. For the state sharing method, the parameter count is $O(D^2 + DN)$ and the FLOPs is $O(DLN)$. The total parameter count is $O(10DN + D^2 + DN)$. The total FLOPs is $O(10BLN + 2LD + 2DN)$. Then, the space requirement is $O(BLD)$. Furthermore, we list these complexity metrics in Tab. 1. In addition, Fig. 1 illustrates that although our LE-Mamba has some increasing parameters and FLOPs than classical methods, we have near-linear memory consumption compared with convolution, self-attention, and attention of Swin Transformer.

Algorithm 1: Mamba parametrization function (ParamFn)

Input: Input feature tokens x : (B, D, L), parameters for Param^A : (K, D, N) and Param^Δ : (K, D).
Output: Output parameters A : (K, D, N), B : (B, D, N), C : (B, D, N), Δ : (B, D, L)

- 1 $B \leftarrow \text{Linear}^B(x)$;
- 2 $C \leftarrow \text{Linear}^C(x)$;
- 3 $\Delta \leftarrow \log(1 + \exp(\text{Linear}^\Delta(x) + \text{Param}^\Delta))$;
- 4 $A \leftarrow -\exp(\text{Param}^A)$;
- 5 **return** A, B, C, Δ

Algorithm 2: LEVM block with state sharing.

Input: Last SSM block state h^{l-1} : (B, D, N), input feature x^{l-1} : (B, D, L).
Output: Mamba block output x^l , SSM state h^l : (B, D, N).
 ▶ Init $\text{Param}^A, \text{Param}^\Delta$ and D .

- 1 Param^A : (K, D, N), Param^Δ : (L, D) $\leftarrow \text{init}_{A,\Delta}()$;
- 2 **def** forwardFunction(x^{l-1}, h^{l-1}):
- 3 $K \leftarrow 4$;
- 4 ▶ "CrossScan" refers to [26].
 x^{l-1} : (B, K, D, L) $\leftarrow \text{CrossScan}(x^{l-1})$;
- 5 ▶ State sharing. "groups" is the group of convolution.
 h^{l-1} : (B, K, D, N) $\leftarrow \text{Linear}(h^{l-1}, \text{groups}=K)$;
- 6 g : (B, K, N, L) $\leftarrow \text{Linear}(x^{l-1}, \text{groups}=K)$;
- 7 ▶ Spatial-spectral learning (S2L) of SSM.
 $x^{l-1} \leftarrow x^{l-1} + \text{einsum}('BKDN, BKNL \rightarrow BKDL, h^{l-1}, g')$;
- 8 ▶ Parameterize A, B, C and Δ . See Algo. 1.
 $A, B, C, \Delta \leftarrow \text{ParamFn}(x^{l-1}, \text{Param}^A, \text{Param}^\Delta)$;
- 9 ▶ 2D selective scan. Ref to [26].
 $x^l, h^l \leftarrow \text{SS2D}(x^{l-1}, A, B, C, \Delta)$;
- 10 ▶ "CrossMerge" refers to [26].
 $x^l \leftarrow \text{CrossMerge}(x^l)$;
- 11 ▶ Feed forward network with residual connection.
 $x^l \leftarrow \text{FFN}(x^l) + x^{l-1}$;
- 12 **return** x^l, h^l ;
- 13 **end**
- 14 **return** forwardFunction(x^{l-1}, h^{l-1});

5 Experiments

This section presents extensive experiments on the proposed LE-Mamba, describing the used datasets, and implementation details,

and comparing it with previous methods. We analyze the reduced-resolution and full-resolution performances in the multispectral pansharpening task, as well as the performances in the multispectral and hyperspectral image fusion task. Ablation studies are conducted on the proposed LEVM and the state sharing technique to validate their effectiveness.

5.1 Dataset and Implementation Details

To evaluate the proposed LE-Mamba, we conduct experiments on two remote sensing multispectral pansharpening datasets: WV3 and GF2 datasets with super-resolved scale 4, and further on indoor hyperspectral-multispectral fusion datasets: CAVE and Harvard datasets with scale 8. More details on the datasets can be found in the supplementary.

During the training process, we use the AdamW [29] optimizer and set the base learning rate to 1e-3, which is decreased to 1e-4 at 300 epochs, and further decreased to 1e-5 at 600 epochs. After that, the training continues till 1000 epochs for WV3 and GF2 datasets and 1600 epochs for CAVE and Harvard datasets. The weight decay is set to 1e-6. All experiments are conducted on two RTX 3090 GPUs. Network configurations on different datasets can be found in the supplementary.

5.2 Benchmark

For the multispectral pansharpening datasets, we compare the proposed method with the recently SOTA traditional methods: MTF-GLP-FS [41], BT-H [28] and LRTCFPan [45], and DL-based methods: DiCNN [16], LAGConv [21], DCFNet [44], HMPNet [39], PanDiff [33] and PanMamba [17]. For the multispectral and hyperspectral datasets, we also choose some recent traditional methods including CSTF-FUS [22], LTTR [9], LTMR [8] and IR-TenSR [46]. Moreover, most competitive DL-based methods are compared: ResTFNet [25], SSRNet [49], HSRNet [19], MogDCN [10], Fusformer [18], DHIF [20], PSRT [7], 3DT-Net [32], DSPNet [38], and MIMO-SST [12].

5.3 Main Results

The fusion performance of LE-Mamba on the WV3 and GF2 datasets is provided in Tab. 2, indicating the SOTA performance of our method in reduced-resolution metrics. Traditional approaches lag significantly behind DL-based methods in terms of reduced-resolution metrics. Among DL-based methods, our approach demonstrates good fidelity for both spectral modality (*i.e.*, SAM metric) and spatial modality (*i.e.*, ERGAS metric). In terms of full-resolution metrics, LE-Mamba exhibits SOTA performance on the GF2 test set, indicating its good generalization capability. We present fusion images on the WV3 test set in Fig. 4, showcasing LE-Mamba’s minimal errors, particularly evident in the fusion of high-frequency components such as the edges of buildings and roads.

Tab. 3 provides widely used numerical fusion metrics on CAVE and Harvard datasets. Our LE-Mamba outperforms all previous traditional and DL-based methods contributed by the multi-scale backbone and proposed LEVM equipped with state sharing technique. Error maps are depicted in Fig. 5 which shows that LE-Mamba owns fewer errors and better fusion performances. More visual results can be found in the supplementary.

5.4 Ablation Study

5.4.1 LEVM and State Sharing Technique can Boost Fusion Performance. We conduct ablation studies on the proposed local-enhanced vision Mamba block and state sharing technique and report the fusion performance on Tab. 4. Starting at the basic multi-scale network baseline which only contains NAFBlock [4], we observe the performance is poor whose SAM only has 3.52. Then we replace the NAFBlock with the LEVM block, the performance is boosted to 2.86. Based on it, we further share the SSM state at adjacent flow and skip-connected flow and conduct spatial-spectral learning (S2L), one can notice the fusion performance is better and the SAM metric reaches 2.76. From the consistent performance improvement in the above experiments, we can summarize that our proposed LEVM and state sharing technique are effective in boosting the performance of the image fusion task. We will conduct ablation studies on the S2L method in the next round.

Table 4: Ablation study on proposed multi-scale architecture, LEVM block, and state sharing technique (including adjacent flow and skip-connected flow) on WV3 dataset.

Composition	SAM (↓)	ERGAS (↓)	Q2n (↑)	SCC (↑)
Multi-scale baseline	3.52	2.66	0.902	0.977
+ VMamba	2.93	2.15	0.910	0.987
+ LEVM block	2.86	2.17	0.914	0.986
+ adjacent flow	2.80	2.08	0.918	0.987
+ skip-connected flow	2.76	2.02	0.921	0.988

5.4.2 State Sharing Beats Non-state Residual Connection. From Eq. (14), we can observe that the state sharing technique is a *residual connection* that adds input feature x^{l-1} with S2L (*i.e.*, $h^{l-1}g$). To verify the effectiveness of using the S2L (whether the performance gain comes from residual connections and additional convolutional parameters), we design another residual variant that *does not use the SSM state*:

$$x^{l-1} = x^{l-1} + \alpha \text{Linear}(x^{l-1}). \quad (15)$$

We validate its fusion performance on the WV3 dataset, as shown in Tab. 5. Our state sharing outperforms the residual variant. From this ablation, we can conclude that: using S2L to share state across different blocks can bring performance gain.

5.4.3 LEVM Outperforms Previous Attention. To compare the proposed LEVM with previously common Attention mechanisms, we select common attention and its variants including traditional Attention [11], PVT Attention [42], Swin Attention [27], and Linear Attention [15]. We replace the LEVM block with the corresponding Attention block (including FFN) and train them uniformly on the WV3 dataset until convergence. Their fusion performance is shown in Tab. 6.

It can be seen that the traditional Attention performs the worst, which is because using Attention in the first layer of the network occupies an extremely large GPU memory, leading to the inability to train. Therefore, most methods based on traditional Attention perform patch embedding in the first layer to downsample the image size, which is disastrous for tasks like image fusion that require low-level information. The performance of Linear Attention

Table 2: Quantitative results of all competing methods. The best results are in red and the second best results are in blue. Upper panel indicates WV3 (8 bands) dataset and lower panel is GF2 (4 bands) dataset.

Methods	Reduced-Resolution (RR): Avg±std				Full-Resolution (FR): Avg±std			#Params	#FLOPs
	SAM (↓)	ERGAS (↓)	Q2n (↑)	SCC (↑)	D_λ (↓)	D_s (↓)	HQNR (↑)		
MTF-GLP-FS [41]	5.32±1.65	4.65±1.44	0.818±0.101	0.898±0.047	0.021±0.008	0.063±0.028	0.918±0.035	—	—
BT-H [28]	4.90±1.30	4.52±1.33	0.818±0.102	0.924±0.024	0.057±0.023	0.081±0.037	0.867±0.054	—	—
LRTCFFan [45]	4.74±1.41	4.32±1.44	0.846±0.091	0.927±0.023	0.018±0.007	0.053±0.026	0.931±0.031	—	—
DiCNN [16]	3.59±0.76	2.67±0.66	0.900±0.087	0.976±0.007	0.036±0.011	0.046±0.018	0.920±0.026	0.23M	0.19G
FusionNet [5]	3.33±0.70	2.47±0.64	0.904±0.090	0.981±0.007	0.024±0.009	0.036±0.014	0.941±0.020	0.047M	0.32G
LAGConv [21]	3.10±0.56	2.30±0.61	0.910±0.091	0.984±0.007	0.037±0.015	0.042±0.015	0.923±0.025	0.15M	0.54G
Invformer [50]	3.25±0.64	2.39±0.52	0.906±0.084	0.983±0.005	0.055±0.029	0.068±0.031	0.882±0.049	0.14M	3.89G
DCFNet [44]	3.03±0.74	2.16±0.46	0.905±0.088	0.986±0.004	0.078±0.081	0.051±0.034	0.877±0.101	2.77M	3.46G
HMPNet [39]	3.06±0.58	2.23±0.55	0.916±0.087	0.986±0.005	0.018±0.007	0.053±0.006	0.929±0.011	1.09M	2.00G
PanDiff [33]	3.30±0.60	2.47±0.58	0.898±0.088	0.980±0.006	0.027±0.012	0.054±0.026	0.920±0.036	45.33M	14.83G
PanMamba [17]	2.94±0.54	2.24±0.51	0.916±0.090	0.985±0.006	0.020±0.007	0.042±0.014	0.939±0.020	0.48M	1.31G
Proposed	2.76±0.52	2.02±0.43	0.921±0.080	0.988±0.003	0.016±0.006	0.031±0.003	0.954±0.007	0.74M	3.58G
MTF-GLP-FS [41]	1.68±0.35	1.60±0.35	0.891±0.026	0.939±0.020	0.035±0.014	0.143±0.028	0.823±0.035	—	—
BT-H [28]	1.68±0.32	1.55±0.36	0.909±0.029	0.951±0.015	0.060±0.025	0.131±0.019	0.817±0.031	—	—
LRTCFFan [45]	1.30±0.31	1.27±0.34	0.935±0.030	0.964±0.012	0.033±0.027	0.090±0.014	0.881±0.023	—	—
DiCNN [16]	1.05±0.23	1.08±0.25	0.959±0.010	0.977±0.006	0.041±0.012	0.099±0.013	0.864±0.017	0.23M	0.19G
FusionNet [5]	0.97±0.21	0.99±0.22	0.964±0.009	0.981±0.005	0.040±0.013	0.101±0.013	0.863±0.018	0.047M	0.32G
LAGConv [21]	0.78±0.15	0.69±0.11	0.980±0.009	0.991±0.002	0.032±0.013	0.079±0.014	0.891±0.020	0.15M	0.54G
Invformer [50]	0.83±0.14	0.70±0.11	0.977±0.012	0.980±0.002	0.059±0.026	0.110±0.015	0.838±0.024	0.14M	3.89G
DCFNet [44]	0.89±0.16	0.81±0.14	0.973±0.010	0.985±0.002	0.023±0.012	0.066±0.010	0.912±0.012	2.77M	3.46G
HMPNet [39]	0.80±0.14	0.56±0.10	0.981±0.030	0.993±0.003	0.080±0.050	0.115±0.012	0.815±0.049	1.09M	2.00G
PanDiff [33]	0.89±0.12	0.75±0.10	0.979±0.010	0.989±0.002	0.027±0.020	0.073±0.010	0.903±0.021	45.33M	14.83G
PanMamba [17]	0.68±0.12	0.64±0.10	0.982±0.008	0.985±0.006	0.016±0.008	0.045±0.009	0.939±0.010	0.48M	1.31G
Proposed	0.60±0.11	0.52±0.09	0.987±0.007	0.994±0.001	0.018±0.009	0.027±0.008	0.955±0.011	0.74M	3.58G

Table 3: The average and standard deviation calculated for all the compared approaches on 11 CAVE examples and 10 Harvard examples simulating a scaling factor of 8. The best results are in red and the second best results are in blue.

Methods	CAVE ×8				Harvard ×8				#Params	#FLOPs
	PSNR (↑)	SAM (↓)	ERGAS (↓)	SSIM (↑)	PSNR (↑)	SAM (↓)	ERGAS (↓)	SSIM (↑)		
Bicubic	29.96±3.54	5.89±2.32	5.56±3.08	0.887±0.066	33.18±6.85	3.10±0.90	3.83±1.84	0.894±0.0732	—	—
CSTF-FUS [22]	38.44±4.25	7.00±2.65	2.11±1.15	0.959±0.033	39.84±6.51	4.49±1.52	2.40±1.84	0.932±0.092	—	—
LTTR [9]	37.92±3.59	5.37±1.96	2.44±1.05	0.972±0.018	42.09±4.56	3.62±1.34	1.80±0.96	0.960±0.048	—	—
LTMR [8]	38.41±3.57	5.04±1.70	2.24±0.97	0.974±0.017	42.09±4.56	3.62±1.34	1.80±0.92	0.959±0.060	—	—
IR-TenSR [46]	36.79±3.64	12.87±4.98	2.68±1.41	0.944±0.031	40.04±3.89	5.40±1.76	4.75±1.55	0.958±0.016	—	—
ResTFNet [25]	43.77±5.34	3.49±0.94	1.38±1.25	0.992±0.006	43.50±3.96	3.53±1.11	1.74±0.93	0.979±0.012	2.387M	1.75G
SSRNet [49]	46.23±4.19	3.13±0.97	1.05±0.73	0.993±0.004	45.76±3.34	2.99±0.98	1.34±0.74	0.983±0.010	0.027M	0.11G
HSRNet [19]	46.69±4.48	2.91±0.86	0.93±0.63	0.994±0.003	44.02±4.89	3.64±1.79	1.49±0.81	0.980±0.013	1.09M	2.00G
MogDCN [10]	49.21±4.99	2.44±0.74	0.76±0.63	0.996±0.003	45.14±5.41	3.19±1.45	1.75±1.66	0.980±0.019	6.840M	47.48G
Fusformer [18]	47.96±7.79	2.75±1.30	1.45±2.69	0.990±0.022	44.93±5.65	3.63±2.40	1.49±0.96	0.979±0.017	0.504M	9.83G
DHIF [20]	48.46±4.89	2.50±0.79	0.83±0.67	0.996±0.003	45.00±4.13	3.70±1.68	1.32±0.61	0.983±0.011	22.462M	54.27G
PSRT [7]	47.86±7.53	2.73±0.80	1.52±3.02	0.994±0.005	45.10±4.06	2.90±0.84	1.37±0.84	0.985±0.009	0.247M	1.14G
3DT-Net [32]	49.41±5.83	2.26±0.66	0.83±1.07	0.996±0.003	44.41±5.38	2.93±0.88	1.55±0.89	0.983±0.010	3.464M	68.07G
DSPNet [38]	49.18±4.84	2.57±0.79	0.75±0.62	0.996±0.003	45.84±3.62	2.97±0.75	1.33±0.64	0.984±0.010	6.064M	6.81G
MIMO-SST [12]	48.31±5.04	2.88±0.86	0.89±0.79	0.995±0.004	46.59±3.34	2.91±0.75	2.29±1.03	0.985±0.009	4.983M	1.58G
Proposed	49.86±4.77	2.31±0.69	0.70±0.56	0.997±0.002	46.84±3.82	2.75±0.71	1.16±0.53	0.986±0.009	3.158M	9.80G

is also relatively poor, which is caused by the approximation errors introduced by its approximation of the Attention mechanism. Next are PVT Attention and Swin Attention, both of which impose restrictions on Attention. PVT downsamples both the keys and

values, resulting in information loss, while Swin limits the global information to the local regions. The proposed LEVM outperforms previous attention operations.




Figure 4: Error maps of LE-Mamba and compared previous SOTA methods on WV3 test set. Our LE-Mamba shows fewer errors on GT. Some close-ups are depicted at the corner.




Figure 5: Error maps of LE-Mamba and compared previous SOTA methods on Harvard ($\times 8$) test set. Our LE-Mamba shows fewer errors on GT. Some close-ups are depicted at the corner.

Table 5: Discussion on the S2L of the proposed LE-Mamba on the WV3 dataset.

Variants	SAM (\downarrow)	ERGAS (\downarrow)	Q2n (\uparrow)	SCC (\uparrow)
x^{l-1}	2.86	2.17	0.914	0.986
$x^{l-1} = x^{l-1} + \alpha \text{Linear}(x^{l-1})$	2.84	2.13	0.917	0.986
$x^{l-1} = x^{l-1} + \alpha h^{l-1} g$	2.76	2.02	0.921	0.988

Table 6: Results of different attention types on WV3 dataset.

Attention types	SAM (\downarrow)	ERGAS (\downarrow)	Q2n (\uparrow)	SCC (\uparrow)
Self-attention [11]	3.09	2.33	0.906	0.917
PVT attention [42]	2.89	2.16	0.919	0.986
Swin attention [27]	2.86	2.15	0.919	0.986
Linear attention [15]	2.94	2.21	0.914	0.984
Proposed	2.76	2.02	0.921	0.988

5.4.4 *Enlarging SSM State Capacity Does not Solve Issue 2*). To solve issue 2) mentioned in Sect. 1, one simple and straightforward idea is to enlarge the SSM state capacity N . Usually, N is set to 16 and suits most high-level tasks. We design a series of enlarged SSM state variants with $N = 32$, $N = 64$ based on Tab. 4 “+VMamba”

Table 7: The performance of LE-Mamba with different SSM states capacity on WV3 datasets.

Variants	SAM (\downarrow)	ERGAS (\downarrow)	Q2n (\uparrow)	SCC (\uparrow)
$N = 16$	2.93	2.15	0.910	0.987
$N = 32$	2.90	2.14	0.914	0.987
$N = 64$	2.88	2.13	0.915	0.987

model. One can observe that even when setting $N = 64$ with a large state capacity, the performance gain is limited. Moreover, large N brings additional memory consumption and FLOPs. It is unacceptable for resource-constraint scenarios.

6 Conclusion

In conclusion, this paper introduces LE-Mamba, a multi-scale network architecture for image fusion. The proposed model addresses limitations in sequence modeling by implementing a local-enhanced vision Mamba block and state sharing technique. These innovations improve the network’s ability to capture both local and global information, enhancing spatial and spectral details in fused images. Experimental results demonstrate LE-Mamba’s state-of-the-art performance across various image fusion datasets.

7 Acknowledgement

This work is supported by the National Natural Science Foundation of China under Grants 12271083, 12171072.

References

- [1] Yuxuan Cai, Yizhuang Zhou, Qi Han, Jianjian Sun, Xiangwen Kong, Jun Li, and Xiangyu Zhang. 2023. Reversible Column Networks. In *ICLR*.
- [2] Zihan Cao, Shiqi Cao, Liang-Jian Deng, Xiao Wu, Junming Hou, and Gemine Vivone. 2024. Diffusion model with disentangled modulations for sharpening multispectral and hyperspectral images. *Inf. Fus.* 104 (2024), 102158.
- [3] Zihan Cao, Xiao Wu, and Liang-Jian Deng. 2024. Neural Schrödinger Bridge Matching for Pansharpening. *arXiv preprint arXiv:2404.11416* (2024).
- [4] Liangyu Chen, Xiaojie Chu, Xiangyu Zhang, and Jian Sun. 2022. Simple baselines for image restoration. In *ECCV*. Springer, 17–33.
- [5] Liang-Jian Deng, Gemine Vivone, Cheng Jin, and Jocelyn Chanussot. 2020. Detail injection-based deep convolutional neural networks for pansharpening. *IEEE Trans. Geosci. Remote Sens.* 59, 8 (2020), 6995–7010.
- [6] Liang-Jian Deng, Gemine Vivone, Mercedes E. Paoletti, Giuseppe Scarpa, Jiang He, Yongjun Zhang, Jocelyn Chanussot, and Antonio Plaza. 2022. Machine Learning in Pansharpening: A benchmark, from shallow to deep networks. *IEEE Geosci. Remote Sens. Mag.* 10, 3 (2022), 279–315.
- [7] Shang-Qi Deng, Liang-Jian Deng, Xiao Wu, Ran Ran, Danfeng Hong, and Gemine Vivone. 2023. PSRT: Pyramid shuffle-and-reshuffle transformer for multispectral and hyperspectral image fusion. *IEEE Trans. Geosci. Remote Sens.* 61 (2023), 1–15.
- [8] Renwei Dian and Shutao Li. 2019. Hyperspectral Image Super-Resolution via Subspace-Based Low Tensor Multi-Rank Regularization. *IEEE Trans. Image Process.* 28, 10 (2019), 5135–5146.
- [9] Renwei Dian, Shutao Li, and Leyuan Fang. 2019. Learning a Low Tensor-Train Rank Representation for Hyperspectral Image Super-Resolution. *IEEE Trans. Neural Netw. Learn. Syst.* 30, 9 (2019), 2672–2683.
- [10] Weisheng Dong, Chen Zhou, Fangfang Wu, Jinjian Wu, Guangming Shi, and Xin Li. 2021. Model-guided deep hyperspectral image super-resolution. *IEEE Trans. Image Process.* 30 (2021), 5754–5768.
- [11] Alexey Dosovitskiy, Lucas Beyer, Alexander Kolesnikov, Dirk Weissenborn, Xi-aohua Zhai, Thomas Unterthiner, Mostafa Dehghani, Matthias Minderer, Georg Heigold, Sylvain Gelly, Jakob Uszkoreit, and Neil Houlsby. 2021. An Image is Worth 16x16 Words: Transformers for Image Recognition at Scale. In *ICLR*.
- [12] Jian Fang, Jingxiang Yang, Abdolraheem Khader, and Liang Xiao. 2024. MIMO-SST: Multi-Input Multi-Output Spatial-Spectral Transformer for Hyperspectral and Multispectral Image Fusion. *IEEE Trans. Geosci. Remote Sens.* 62 (2024), 1–20.
- [13] Albert Gu and Tri Dao. 2023. Mamba: Linear-time sequence modeling with selective state spaces. *arXiv preprint arXiv:2312.00752* (2023).
- [14] Albert Gu, Karan Goel, and Christopher Ré. 2021. Efficiently modeling long sequences with structured state spaces. *arXiv preprint arXiv:2111.00396* (2021).
- [15] Dongchen Han, Xuran Pan, Yizeng Han, Shiji Song, and Gao Huang. 2023. Flatten transformer: Vision transformer using focused linear attention. In *CVPR*. 5961–5971.
- [16] Lin He, Yizhou Rao, Jun Li, Jocelyn Chanussot, Antonio Plaza, Jiawei Zhu, and Bo Li. 2019. Pansharpening via detail injection based convolutional neural networks. *IEEE J. Sel. Top. Appl. Earth Obs. Remote Sens.* 12, 4 (2019), 1188–1204.
- [17] Xuanhua He, Ke Cao, Keyu Yan, Rui Li, Chengjun Xie, Jie Zhang, and Man Zhou. 2024. Pan-Mamba: Effective pan-sharpening with State Space Model. *arXiv preprint arXiv:2402.12192* (2024).
- [18] Jin-Fan Hu, Ting-Zhu Huang, Liang-Jian Deng, Hong-Xia Dou, Danfeng Hong, and Gemine Vivone. 2022. Fuserformer: A transformer-based fusion network for hyperspectral image super-resolution. *IEEE Geoscience and Remote Sensing Letters* 19 (2022), 1–5.
- [19] Jin-Fan Hu, Ting-Zhu Huang, Liang-Jian Deng, Tai-Xiang Jiang, Gemine Vivone, and Jocelyn Chanussot. 2021. Hyperspectral image super-resolution via deep spatio-spectral attention convolutional neural networks. *IEEE Trans. Neural Netw. Learn. Syst.* 33, 12 (2021), 7251–7265.
- [20] Tao Huang, Weisheng Dong, Jinjian Wu, Leida Li, Xin Li, and Guangming Shi. 2022. Deep hyperspectral image fusion network with iterative spatio-spectral regularization. *IEEE Transactions on Computational Imaging* 8 (2022), 201–214.
- [21] Zi-Rong Jin, Tian-Jing Zhang, Tai-Xiang Jiang, Gemine Vivone, and Liang-Jian Deng. 2022. LAGConv: Local-Context Adaptive Convolution Kernels with Global Harmonic Bias for Pansharpening. *AAAI* 36, 1 (Jun. 2022), 1113–1121.
- [22] Shutao Li, Renwei Dian, Leyuan Fang, and José M Bioucas-Dias. 2018. Fusing hyperspectral and multispectral images via coupled sparse tensor factorization. *IEEE Transactions on Image Processing* 27, 8 (2018), 4118–4130.
- [23] Yu-Jie Liang, Zihan Cao, Liang-Jian Deng, and Xiao Wu. 2024. Fourier-enhanced Implicit Neural Fusion Network for Multispectral and Hyperspectral Image Fusion. *arXiv preprint arXiv:2404.15174* (2024).
- [24] Jiarun Liu, Hao Yang, Hong-Yu Zhou, Yan Xi, Lequan Yu, Yizhou Yu, Yong Liang, Guangming Shi, Shaoting Zhang, Hairong Zheng, et al. 2024. Swin-umamba: Mamba-based unet with imagenet-based pretraining. *arXiv preprint arXiv:2402.03302* (2024).
- [25] Xiangyu Liu, Qingjie Liu, and Yunhong Wang. 2020. Remote sensing image fusion based on two-stream fusion network. *Inf. Fus.* 55 (2020), 1–15.
- [26] Yue Liu, Yunjie Tian, Yuzhong Zhao, Hongtian Yu, Lingxi Xie, Yaowei Wang, Qixiang Ye, and Yunfan Liu. 2024. VMamba: Visual State Space Model. *arXiv preprint arXiv:2401.10166* (2024).
- [27] Ze Liu, Yutong Lin, Yue Cao, Han Hu, Yixuan Wei, Zheng Zhang, Stephen Lin, and Baining Guo. 2021. Swin transformer: Hierarchical vision transformer using shifted windows. In *ICCV*. 10012–10022.
- [28] Simone Lolli, Luciano Alparone, Andrea Garzelli, and Gemine Vivone. 2017. Haze correction for contrast-based multispectral pansharpening. *IEEE Geosci. Remote Sens. Lett.* 14, 12 (2017), 2255–2259.
- [29] Ilya Loshchilov and Frank Hutter. 2017. Decoupled weight decay regularization. *arXiv preprint arXiv:1711.05101* (2017).
- [30] Chris Xiaoxuan Lu, Yannick Schroeder, Albert Gu, Emilio Parisotto, Jakob Nicola Foerster, Satinder Singh, and Feryal M. P. Behbahani. 2023. Structured State Space Models for In-Context Reinforcement Learning. *ArXiv abs/2303.03982* (2023).
- [31] Jun Ma, Feifei Li, and Bo Wang. 2024. U-mamba: Enhancing long-range dependency for biomedical image segmentation. *arXiv preprint arXiv:2401.04722* (2024).
- [32] Qing Ma, Junjun Jiang, Xianming Liu, and Jiayi Ma. 2023. Learning a 3D-CNN and transformer prior for hyperspectral image super-resolution. *Inf. Fus.* 100 (2023), 101907.
- [33] Qingyan Meng, Wenxu Shi, Sijia Li, and Linlin Zhang. 2023. PanDiff: A Novel Pansharpening Method Based on Denoising Diffusion Probabilistic Model. *IEEE Trans. Geosci. Remote Sens.* 61 (2023), 1–17.
- [34] Eric Nguyen, Karan Goel, Albert Gu, Gordon Downs, Preey Shah, Tri Dao, Stephen Baccus, and Christopher Ré. 2022. S4nd: Modeling images and videos as multidimensional signals with state spaces. *Neurips* 35 (2022), 2846–2861.
- [35] Olaf Ronneberger, Philipp Fischer, and Thomas Brox. 2015. U-net: Convolutional networks for biomedical image segmentation. In *Medical Image Computing and Computer-Assisted Intervention (MICCAI)*. Springer, 234–241.
- [36] Olaf Ronneberger, Philipp Fischer, and Thomas Brox. 2015. U-net: Convolutional networks for biomedical image segmentation. In *MICCAI*. Springer, 234–241.
- [37] Jiacheng Ruan and Suncheng Xiang. 2024. Vm-unet: Vision mamba unet for medical image segmentation. *arXiv preprint arXiv:2402.02491* (2024).
- [38] Yucheng Sun, Han Xu, Yong Ma, Minghui Wu, Xiaoguang Mei, Jun Huang, and Jiayi Ma. 2023. Dual Spatial-spectral Pyramid Network with Transformer for Hyperspectral Image Fusion. *IEEE Trans. Geosci. Remote Sens.* (2023).
- [39] Xin Tian, Kun Li, Wei Zhang, Zhongyuan Wang, and Jiayi Ma. 2023. Interpretable Model-Driven Deep Network for Hyperspectral, Multispectral, and Panchromatic Image Fusion. *IEEE Trans. Neural Netw. Learn. Syst.* (2023), 1–14.
- [40] Gemine Vivone. 2023. Multispectral and hyperspectral image fusion in remote sensing: A survey. *Information Fusion* 89 (2023), 405–417.
- [41] Gemine Vivone, Rocco Restaino, and Jocelyn Chanussot. 2018. Full scale regression-based injection coefficients for panchromatic sharpening. *IEEE Trans. Image Process.* 27, 7 (2018), 3418–3431.
- [42] Wenhai Wang, Enze Xie, Xiang Li, Deng-Ping Fan, Kaitao Song, Ding Liang, Tong Lu, Ping Luo, and Ling Shao. 2021. Pyramid vision transformer: A versatile backbone for dense prediction without convolutions. In *ICCV*. 568–578.
- [43] Zhou Wang, Alan C Bovik, Hamid R Sheikh, and Eero P Simoncelli. 2004. Image quality assessment: from error visibility to structural similarity. *IEEE Transactions on Image Processing* 13, 4 (2004), 600–612.
- [44] Xiao Wu, Ting-Zhu Huang, Liang-Jian Deng, and Tian-Jing Zhang. 2021. Dynamic cross feature fusion for remote sensing pansharpening. In *ICCV*. 14687–14696.
- [45] Zhong-Cheng Wu, Ting-Zhu Huang, Liang-Jian Deng, Jie Huang, Jocelyn Chanussot, and Gemine Vivone. 2023. LRTCFFan: Low-Rank Tensor Completion Based Framework for Pansharpening. *IEEE Transactions on Image Processing* 32 (2023), 1640–1655. <https://doi.org/10.1109/TIP.2023.3247165>
- [46] Ting Xu, Ting-Zhu Huang, Liang-Jian Deng, and Naoto Yokoya. 2022. An Iterative Regularization Method Based on Tensor Subspace Representation for Hyperspectral Image Super-Resolution. *IEEE Trans. Geosci. Remote Sens.* 60 (2022), 1–16.
- [47] Junfeng Yang, Xueyang Fu, Yuwen Hu, Yue Huang, Xinghao Ding, and John Paisley. 2017. PanNet: A Deep Network Architecture for Pan-Sharpening. In *ICCV*. 1753–1761.
- [48] Weihao Yu, Mi Luo, Pan Zhou, Chenyang Si, Yichen Zhou, Xinchao Wang, Jiashi Feng, and Shuicheng Yan. 2022. Metaformer is actually what you need for vision. In *Proceedings of the IEEE/CVF conference on computer vision and pattern recognition (CVPR)*. 10819–10829.
- [49] Xueting Zhang, Wei Huang, Qi Wang, and Xuelong Li. 2020. SSR-NET: Spatial-spectral reconstruction network for hyperspectral and multispectral image fusion. *IEEE Trans. Geosci. Remote Sens.* 59, 7 (2020), 5953–5965.

- [50] Man Zhou, Xueyang Fu, Jie Huang, Feng Zhao, Aiping Liu, and Rujing Wang. 2022. Effective Pan-Sharpener With Transformer and Invertible Neural Network. *IEEE Trans. Geosci. Remote Sens.* 60 (2022), 1–15.
- [51] Man Zhou, Jie Huang, Yanchi Fang, Xueyang Fu, and Aiping Liu. 2022. Pan-sharpening with Customized Transformer and Invertible Neural Network. In *AAAI*.
- [52] Lianghui Zhu, Bencheng Liao, Qian Zhang, Xinlong Wang, Wenyu Liu, and Xinggang Wang. 2024. Vision Mamba: Efficient Visual Representation Learning with Bidirectional State Space Model. *arXiv preprint arXiv:2401.09417* (2024).