

Large Language Models for Mobile GUI Text Input Generation: An Empirical Study

CHENHUI CUI, School of Computer Science and Engineering, Macau University of Science and Technology, China

TAO LI, School of Computer Science and Engineering, Macau University of Science and Technology, China

JUNJIE WANG, Institute of Software Chinese Academy of Sciences, China

CHUNYANG CHEN, Department of Computer Science, Technical University of Munich, Germany

DAVE TOWEY, School of Computer Science, University of Nottingham Ningbo China, China

RUBING HUANG, School of Computer Science and Engineering, Macau University of Science and Technology, China and Macau University of Science and Technology Zhuhai MUST Science and Technology Research Institute, China

Mobile applications (apps) have become an essential part of our daily lives, making ensuring their quality an important activity. Graphical User Interface (GUI) testing is a quality assurance method that has frequently been used for mobile apps. When conducting GUI testing, it is important to generate effective text inputs for the text-input components. Some GUIs require these text inputs to be able to move from one page to the next: This can be a challenge to achieving complete User Interface (UI) exploration. Recently, Large Language Models (LLMs) have demonstrated excellent text-generation capabilities. To the best of our knowledge, there has not yet been any empirical study to evaluate different pre-trained LLMs' effectiveness at generating text inputs for mobile GUI testing. This paper reports on a large-scale empirical study that extensively investigates the effectiveness of eight state-of-the-art (SOTA) LLMs in Android text-input generation for UI pages. We collected 115 Android apps from Google Play and extracted contextual information from the UI pages to construct prompts for LLMs to generate text inputs. The experimental results show that some LLMs can generate more effective and higher-quality text inputs, achieving a page-pass-through rate (PPTR) — measured as the proportion of the LLM-generated text inputs that can result in moving the GUI to the next page — of over 70%. We also found that using more complete UI contextual information can increase the PPTRs of LLMs for generating text inputs. We conducted an experiment to assess the bug-detection capabilities of LLMs by directly generating invalid text inputs. The study involved 37 real-world bugs related to text inputs. The experimental results show that using LLMs to directly generate invalid text inputs for bug detection is not sufficient: The bug-detection rates across all eight LLMs were less than 24%. We also invited professional testers to manually evaluate, modify, and re-create the LLM-generated text inputs. We integrated the text-input generation process into DroidBot, a well-known automated Android-testing tool, to augment its UI-exploration

Authors' Contact Information: **Chenhui Cui**, 3230002105@student.must.edu.mo, School of Computer Science and Engineering, Macau University of Science and Technology, Taipa, Macau, China; **Tao Li**, 3220007015@student.must.edu.mo, School of Computer Science and Engineering, Macau University of Science and Technology, Taipa, Macau, China; **Junjie Wang**, junjie@iscas.ac.cn, Institute of Software Chinese Academy of Sciences, Beijing, China; **Chunyang Chen**, chunyang.chen@tum.de, Department of Computer Science, Technical University of Munich, Heilbronn, Germany; **Dave Towey**, dave.towey@nottingham.edu.cn, School of Computer Science, University of Nottingham Ningbo China, Ningbo, Zhejiang, China; **Rubing Huang**, rbhuang@must.edu.mo, School of Computer Science and Engineering, Macau University of Science and Technology, Taipa, Macau, China and Macau University of Science and Technology Zhuhai MUST Science and Technology Research Institute, Zhuhai, Guangdong Province, China.

Permission to make digital or hard copies of all or part of this work for personal or classroom use is granted without fee provided that copies are not made or distributed for profit or commercial advantage and that copies bear this notice and the full citation on the first page. Copyrights for components of this work owned by others than the author(s) must be honored. Abstracting with credit is permitted. To copy otherwise, or republish, to post on servers or to redistribute to lists, requires prior specific permission and/or a fee. Request permissions from permissions@acm.org.

© 2018 Copyright held by the owner/author(s). Publication rights licensed to ACM.

ACM 1557-735X/2018/8-ART111

<https://doi.org/XXXXXXX.XXXXXXX>

capabilities. Finally, we present several valuable insights regarding the application of LLMs to Android testing, particularly for the generation of text inputs: These insights are expected to advance the knowledge and practices within the Android testing community.

CCS Concepts: • **Software and its engineering** → **Software testing and debugging**; • **Information systems** → **Android applications**.

Additional Key Words and Phrases: GUI Testing, Android Applications, Large Language Model (LLM), Text Input Generation, Empirical Study.

ACM Reference Format:

Chenhui Cui, Tao Li, Junjie Wang, Chunyang Chen, Dave Towey, and Rubing Huang. 2018. Large Language Models for Mobile GUI Text Input Generation: An Empirical Study. *J. ACM* 37, 4, Article 111 (August 2018), 41 pages. <https://doi.org/XXXXXXX.XXXXXXX>

1 Introduction

The significance of mobile phones is unparalleled in today's era: Their portability and versatility make them indispensable in our daily lives. As of June 2025, Google Play¹, the official Android application (app) store, boasts a distribution of over two million apps [60]. These apps cover a wide range, from social and streaming media to medical and financial services. For users, employing these apps has become a fundamental method to understand and interact with the world around them. However, for testers, ensuring the quality of these apps presents a complex challenge. Because mobile apps utilize Graphical User Interfaces (GUIs) as a critical bridge for user interactions, GUI testing [11, 18, 44] has emerged as a popular method for verifying the functional correctness of these apps. Although manual GUI testing has been widely used in practice, it has been found that automated GUI testing is more effective at reducing costs, and for testing more complex GUI scenarios [20, 48]. Various approaches have been proposed to support automated mobile GUI testing, including model-based [18, 53] and learning-based [16, 43]. These methods are essential for dynamically interacting with apps, enabling scrolling and clicking on the User Interface (UI) pages. However, these methods lack sufficient attention to intricate interactions within apps, particularly in text-input generation [48].

Text inputs are essential elements of mobile GUIs, providing more complex interactions than actions based only on swiping and clicking. A study by Liu et al. [48] found that 73% of the 6950 surveyed apps had UI pages requiring text inputs to move to the next page: Text inputs thus constrain UI exploration. In addition, previous studies [9, 48, 68] indicate that incomplete UI exploration achieves fairly low coverage and limits the testing effectiveness. For example, Monkey [56], a tool that can randomly generate Android test inputs, was found to only achieve approximately half of the target coverage when testing [9]. Figure 1 depicts the importance of the text inputs in Google Maps², a popular navigation app. There are two text-input components on its navigation information page: "Choose start location" and "Choose destination". First, the components provide an interface for interacting with users. Second, when two locations are confirmed, Google Maps presents the travel-choice pages tailored to the specified journey. This example shows that, in some cases, apps require users to input specific information in the text-input components, and it is not possible to move to the next UI page without these inputs.

In automated testing, however, it is challenging to generate effective text inputs that are consistent with the context of the relevant UI page [21, 48]: Different contexts may result in different definitions of text-input types for the UI pages (such as account passwords, queries, comments, etc). The Google Maps content in Figure 1 is relatively easy for humans to understand: It is a navigation information

¹<https://play.google.com/store/apps>.

²<https://play.google.com/store/apps/details?id=com.google.android.apps.maps>.

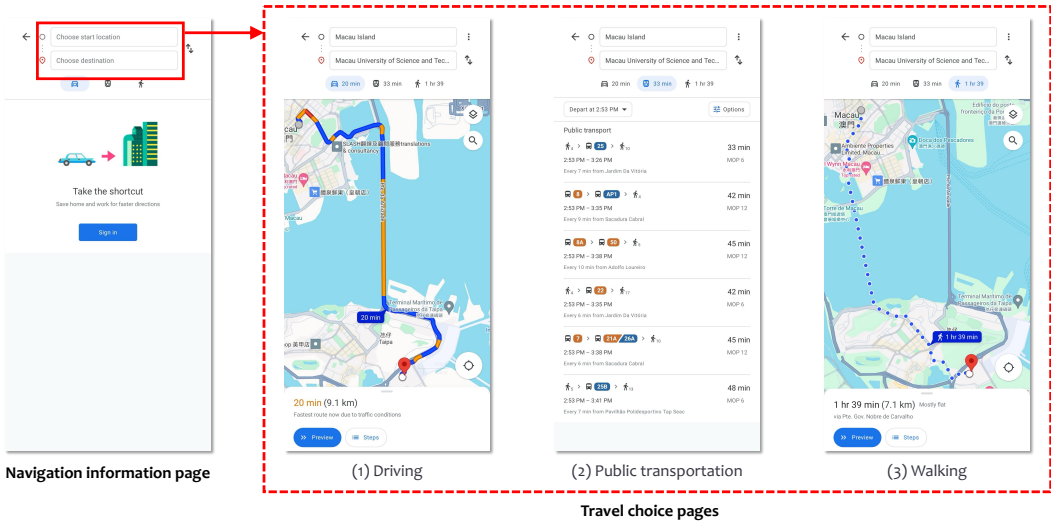


Fig. 1. Example of text inputs in Google Maps.

page requiring start and destination locations. For automated testing methods, however, accurate recognition of the need for certain (contextual) text inputs is a complex task. For example, as a recent study [78] shows, most current automated methods can only generate random (or specific) strings such as “hello world”, which may not be consistent with the context. The “hello world” is not a specific location name, and normally may not result in passing to the next UI page. This will be problematic for testing. Therefore, it is important to generate effective text inputs that meet the UI context for GUI testing [21, 48]. Large Language Models (LLMs) [94], trained on ultra-large-scale corpora, have provided the potential to understand complex Natural Language Processing (NLP) tasks, and can provide appropriate inputs for many domains, such as finance [64] and medical treatment [85]. Recently, the Generative Pre-trained Transformer (GPT) series of LLMs has been widely discussed [25, 48, 50]. They can generate texts, answer questions, and handle other tasks that require simple inputs. Liu et al. [48], for example, built a model based on GPT-3 [33], QTypist, to automatically generate text inputs for mobile apps. However, a recent attempt to set up QTypist [48] revealed that OpenAI had discontinued API access to GPT-3 (which QTypist relies upon). It is therefore essential to explore the potential and substitutability of different LLMs to guide text-input generation in mobile app GUI testing. To the best of our knowledge, there has not yet been any empirical study to evaluate different LLMs’ effectiveness at generating text inputs for mobile GUI testing.

Motivated by the above facts, we conducted a large-scale empirical study of the effectiveness of eight LLMs in automated Android text-input generation for UI pages. To evaluate the performance of these LLMs, we used 115 UI pages containing 184 text-input components from 115 Android apps, collected from Google Play Store¹, as the Apps Under Test (AUTs). The source code for this study is available at <https://github.com/chenhuicui/text-input-generation>. Based on the experimental results, our main findings can be summarized as follows:

- Among all evaluated LLMs, Claude-Opus-4 can generate the most effective text inputs, and Spark-4 performs the worst.

- More complete UI contextual information can guide LLMs to generate better text inputs. The effectiveness is reduced by approximately 5% when the prompt lacks some information about the component or the adjacent contexts.
- The number of actively-filled text-input components can influence the app's ability to move the GUI to the next page. The text-input components, including those that must be completed, significantly influence the results.
- LLM-generated text inputs have comparable or better effectiveness to the manually-crafted/modified text inputs in moving the GUI to the next page. However, they are more efficient.
- The effective text inputs can improve the UI-exploration capability of the automated Android GUI testing tool.

The main contributions of this study can be summarized as follows:

- (1) This is, we believe, the first comprehensive empirical study to evaluate the effectiveness of different pre-trained LLMs for text-input generation for Android GUI testing.
- (2) We conduct an ablation study to analyze the significance of different prompts in text-input generation — the prompts included contextual information extracted from UI pages. This provides a better understanding of the effectiveness of different prompt-structure settings for guiding the LLMs to generate text input.
- (3) We provide a new metric for evaluating the criticality of each text-input component when there are multiple text-input components on a single UI page.
- (4) We conduct a series of evaluations to assess the quality of the text inputs generated by different LLMs, with comparisons among the LLM-generated, manually-crafted, and manually-modified text inputs.
- (5) We explore the ability of the LLM-generated text input to improve the UI-exploration capability of a traditional automated Android GUI testing tool.
- (6) We offer six insights regarding the use of LLMs for Android testing. These will be of interest and benefit to the Android testing community.

The rest of this paper is organized as follows: Section 2 provides necessary background information. Section 3 outlines the task formulation for this empirical study. Section 4 describes the experimental design. Section 5 presents and analyzes the experimental results. Section 6 discusses some related work. Finally, Section 7 concludes the paper and discusses potential future work.

2 Background

This section presents some background information about automated Android testing and LLMs.

2.1 Automated Android Testing

Automated Android testing [37] aims to test the functionality, usability, and compatibility of AUTs running on Android devices. Figure 2 presents a typical workflow of automated Android testing processes, including GUI testing. In Step (1), the AUTs are installed onto the devices or emulators that are equipped with the testing environment, such as a specified version of the Android OS. In Step (2), an in-depth analysis of the AUTs is conducted to understand the expected behavior, which is then used to construct test cases based on the testing tools and frameworks. Step (3) sends the test cases into the testing environment. In Step (4), the test cases are executed in the testing environment with the support of testing tools and frameworks. After the execution, the test results determine whether the testing tasks pass or fail in Step (5). In Step (6), the testing environment is reset, which may involve uninstalling the AUTs, removing temporary files, and resetting the system state.

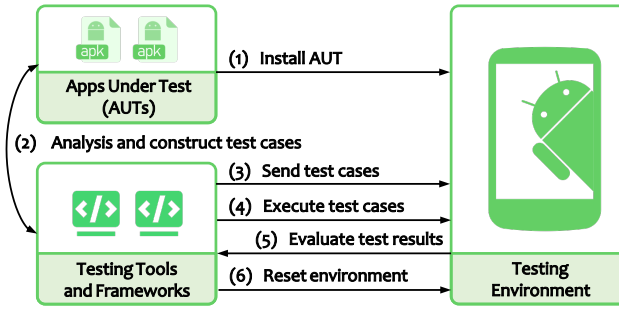


Fig. 2. Typical workflow of Android automated testing.

Android is an event-driven platform that heavily relies on user inputs, such as gesture inputs (e.g., click and swipe) and text inputs (e.g., account names and passwords) [31, 82]. It is difficult to automatically generate effective text inputs because the inputs need to conform to the contextual information on the UI pages [48], such as the hint texts displayed in the text-input components (which often present descriptions of what should be entered).

2.2 Large Language Models

Large Language Models (LLMs) [94] have been trained on ultra-large-scale corpora. They have demonstrated impressive performance in the field of Natural Language Processing (NLP). LLMs (like GPT-4o [30] and DeepSeek-R1 [19]) can show understanding of natural language sentences and generate reasonable texts, which can be used in different downstream tasks related to software testing, such as unit-test generation [38, 72, 73] and system test-input generation [46, 48, 87]. LLMs may have different parameter scales, network structures, and training datasets. However, users can interact and query LLMs using natural language inputs.

3 Task Formulation

Figure 3 presents a framework for the task formulation, which includes the following four steps: (1) *Objective Identification*; (2) *Text Inputs Generation*; (3) *Test Script Execution*; and (4) *Test Result Evaluation*. This section next introduces these steps.

3.1 Objective Identification

The main objective of this study is to evaluate the performance of different LLMs in generating text inputs for Android GUI testing. To achieve this aim, we have designed the following process,

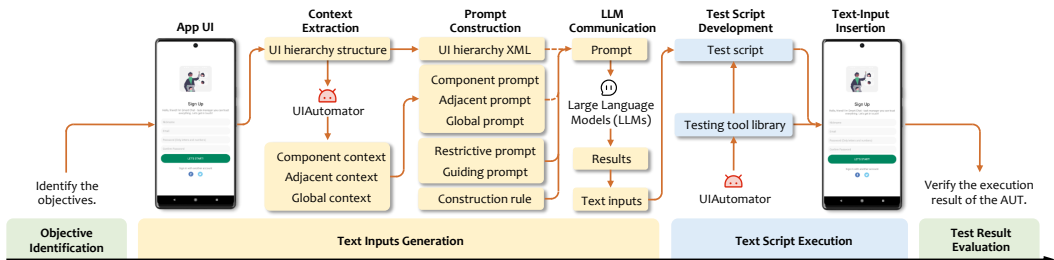


Fig. 3. Framework of the task formulation.

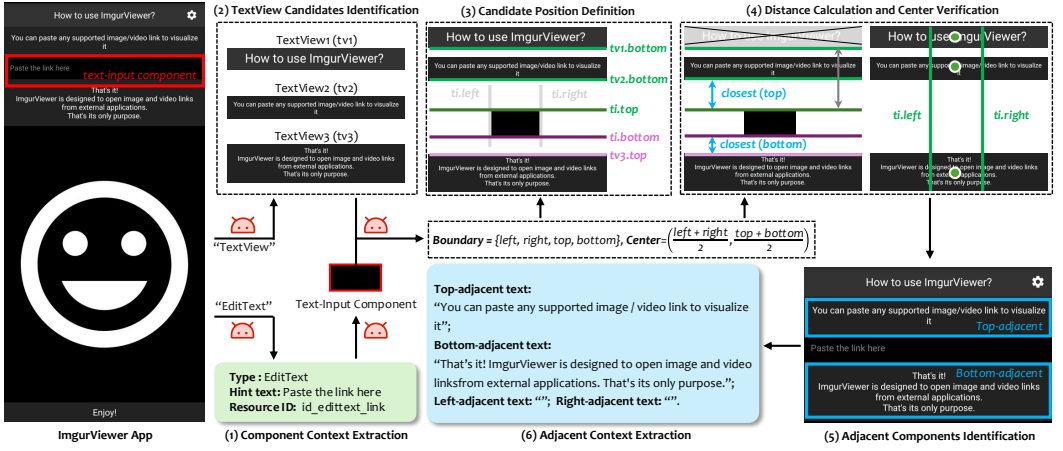


Fig. 4. Example of the extraction of the component context and adjacent context from ImgurViewer. (The symbol 🤖 represents UIAutomator, and ● represents the center coordinate of the candidate TextViews.)

which leverages different LLMs for text-input generation, enabling a comprehensive performance comparison among these LLMs.

3.2 Text Inputs Generation

This section describes the steps involved in the generation of text inputs by LLMs, including *context extraction*, *prompt construction*, and *LLM communication*.

3.2.1 Context Extraction. As shown in Figure 3, we extract the contextual information of UI components from the currently-displayed UI hierarchy structure. This can be obtained directly using UIAutomator [74], an automated GUI-testing framework. We identify three types of contextual information: *component context*; *adjacent context*; and *global context*. Figure 4 presents an example of extracting the component context and adjacent context from ImgurViewer³.

- The *component context* refers to the essential information about text-input components, including the component type, the hint text displayed within the component (which often provides guidance or a description of what should be entered), and the resource ID (which is a unique identifier to match and position the text-input component on the UI page). As shown in Figure 4, in Step (1), UIAutomator is used to extract the component context from the text-input component.
- The *adjacent context* refers to the texts adjacent to the text-input components. We defined four adjacent positions around the text-input component: top, bottom, left, and right. The text labels at these four positions are referred to as the adjacent context. The adjacent context can contribute to interpreting the function and purpose of the text-input components. As shown in Figure 4, in Step (2), UIAutomator is used to identify the text-input component based on the resource ID from the corresponding extracted component context (in Step (1)), and all candidate TextViews. In Step (3), we use UIAutomator to define the positions of the candidate TextViews and the text-input component. Specifically, we used the *boundary* and *center* attributes to determine their relative positions — for example, if the bottom boundary of a candidate TextView is higher than the top boundary of the text-input component, then

³<https://play.google.com/store/apps/details?id=com.ensoft.imgurviewer>.

Table 1. The Definitions of Prompts Linguistic Patterns and Construction Rules.

No.	Sub-prompts	Linguistic Patterns	Examples
1	Global (<i>GloP</i>)	This is an app named [Mask], and there are [Mask] text-input components on its [Mask] page, including [Mask].	This is an app named <i>Smart chat</i> , and there are 2 text-input components on its <i>sign up</i> page, including 2 <i>EditText</i> .
2	Component (<i>ComP</i>)	For the [Mask] (resource-id: [Mask]), the hint text is "[Mask]", and currently displays "[Mask]".	For the 1st <i>EditText</i> (resource-id: <i>et_nickname</i>), the hint text is " <i>Nickname</i> ", and currently displays " <i>Nickname</i> ".
3	Adjacent (<i>AdjP</i>)	The [Mask] adjacent label of [Mask] is "[Mask]".	The right adjacent label of <i>et_nickname</i> is " <i>Please input nickname</i> ".
4	Hierarchy (<i>XML</i>)	Here is the detailed hierarchy structure of the UI that contains those text-input components: [Mask]	Here is the detailed hierarchy structure of the UI that contains those text-input components: <pre><hierarchy rotation="0"> <node class="android.widget.FrameLayout"...> <node text="Nickname" resource-id="et_nickname" class="android.widget.EditText"...> </node>... </node> </hierarchy></pre>
5	Restrictive (<i>ResP</i>)	Please generate [MASK] text input for these components. Response format MUST BE: ````json { [MASK] } ````	Please generate <i>valid</i> text input for these components. Response format MUST BE: ````json { "et_nickname": "generated_value" } ````
6	Guiding (<i>GuiP</i>)	Explain your value selection strategy step-by-step.	Explain your value selection strategy step-by-step.
Construction Rules		(1) <i>GloP</i> + <i>nComP</i> + <i>nAdjP</i> + <i>ResP</i> + <i>GuiP</i> ($n \geq 0$); and (2) <i>GloP</i> + <i>XML</i> + <i>ResP</i> + <i>GuiP</i>	

this candidate *TextView* is considered to be on top of the text-input component. (The other three positions (bottom, left, and right), are determined similarly.) After determining the relative positions, all candidate *TextViews* are classified into one of the four categories: top, bottom, left, or right. There are two *TextViews* in the top position of Step (3) in Figure 4; one in the bottom position; and none in either the left or right positions. In Step (4), the nearest *TextViews* for each of the four positions are identified, following two constraints: the candidate *TextView* has the shortest distance to the text-input component; and the center of the candidate *TextViews* is within the boundaries of the text-input component. After calculating the distances, in Step (5), the nearest adjacent components for each of the four positions are identified. Finally, in Step (6), we use *UIAutomator* to extract the text labels of the adjacent components as adjacent context.

- The *global context* refers to the higher-level contextual information, such as the app name, the name of the currently-running activity, and the number of text-input components on the UI page. The global context can provide a broader understanding of the role and intention of these text-input components.

With the component, adjacent, and global contexts, we can collect the contextual information that provides a relatively comprehensive view of the UI page.

3.2.2 Prompt Construction. Construction of the prompt involves two parts: *prompt linguistic patterns* and *prompt construction rule*.

- **Prompt linguistic patterns:** We design two kinds of prompt structures to represent the context from the currently-displayed UI page: (1) We use the basic linguistic patterns in *QTypist* [48] to concatenate the contextual information (Section 3.2.1). This produces three sub-prompts: *component prompt* (*ComP*), *adjacent prompt* (*AdjP*), and *global prompt* (*GloP*). (2) We directly use the UI hierarchy XML structure — extracted by *UIAutomator* — from the currently-displayed UI page to replace *ComP* and *AdjP* in the first structure. This XML

documents both the structural hierarchy of the UI page and the attributes of all contained UI layouts and components. For example, it records the boundary coordinates of UI components (via bound attributes), and provides the textual content from the UI page (via text attributes). To enhance the prompts, we also use another two sub-prompts, *restrictive prompt* (*ResP*) and *guiding prompt* (*GuiP*): *ResP* specifies the restrictions for text-input generation, ensuring that the LLMs produce text in a controlled and predefined format. *GuiP* requests that the LLMs generate both text inputs and explanations of why these inputs are generated — this may enhance the LLMs’ accuracy [95]. Table 1 shows these five distinct sub-prompts, and some corresponding linguistic patterns and examples: The [MASK] fields in the patterns are replaced with the exact contextual information when the AUT is running.

- **Prompt construction rules:** As shown in (Table 1), the final prompt is constructed using one of two rules. Either (1) a global prompt, n component prompts, n adjacent prompts, one restrictive prompt, and one guiding prompt — “ $GloP + nComP + nAdjP + ResP + GuiP$ ($n \geq 0$)”; or (2) a global prompt, the hierarchy XML, one restrictive prompt, and one guiding prompt — “ $GloP + XML + ResP + GuiP$ ”. These rules concatenate the contextual information (or the hierarchy XML) into natural language prompts for LLMs. Such prompts do not need to strictly follow the grammar rules of the language [48].

3.2.3 LLM Communication. The LLMs generate text inputs by feeding them the final prompt constructed in the previous step. As shown in Figure 5, this process comprises three phases:

- **LLMs encapsulation:** This phase encapsulates different LLMs into a unified API that can provide text-input generation capability. Three parameters are used: *LLM name* (the name of the LLM to be evaluated); the final *prompt* text constructed in Section 3.2.2; and the *session ID* (which is used to retrieve the messages — the session ID is blank during the initial API call).
- **Model selection and connection:** This phase establishes the connection between the testing task and a particular LLM. In the example in Figure 5, GPT-4o is selected by calling the encapsulated API with the LLM name “GPT-4o”. The constructed prompt is also passed to the API. Once the LLM generates the result, the API returns the response and the corresponding session ID.
- **Text inputs extraction:** This phase parses the LLM response to obtain the text inputs for the UI page. We use JSON schema validation to match and extract specific strings from the LLM response text, following the format defined by the restrictive prompt (*ResP*). Once extracted, the strings are parsed into a sequence of text inputs with their corresponding resource IDs. If the extraction process fails, then the LLM is repeatedly called (up to five times), with the session ID and a *retry-prompt* message, to attempt to extract the text inputs. If the process is still not successful, then the LLM is considered to be unable to generate the required text inputs, and the testing ends.

3.3 Test Script Execution

This section illustrates the two main steps for test-script execution, the *test-script development* and *text-input insertion*.

3.3.1 Test-Script Development. We develop test scripts based on UIAutomator [74] to control the testing process and to help insert the text inputs into the text-input components. The test scripts can automatically install and test the AUT on the testing device, which enables testers to create specific testing logic for interaction. A basic test script involves three main components: *setup*, *test*, and *teardown*. The setup component initializes the testing environment, including installing and launching the AUT, and connecting with the LLMs. The test component defines the primary

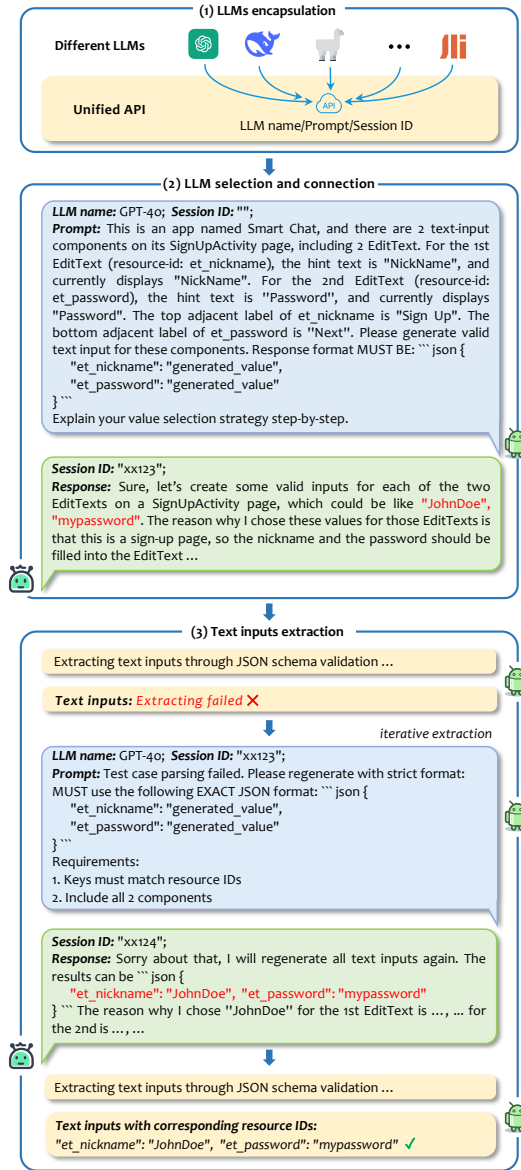


Fig. 5. The LLM communication process.

testing logic of the UI actions and LLM communication. The teardown component resets the testing environment to the original state. The test scripts provide three types of functions to support the testing process:

- The *UI actions* comprise two types of functions: *click* and *swipe*. The click functions simulate a click operation on a UI component identified by its displayed text, resource ID, or specific screen coordinates. The swipe functions simulate swipe operations from one point to another.

Table 2. Summary of Language Models Used in Experiments.

No.	Method	Version	Organization	Source	Year
1	GPT-4o	gpt-4o	OpenAI	https://api.openai.com/v1/chat/completions	2024
2	Deepseek-R1	deepseek-reasoner	DeepSeek	https://api.deepseek.com/chat/completions	2025
3	Grok-3	grok-3	xAI	https://api.x.ai/v1/chat/completions	2025
4	Claude-Opus-4	claude-opus-4	Anthropic	https://api.anthropic.com/v1/chat/completions	2025
5	GLM-4-Plus	glm-4-plus	Zhipu	https://open.bigmodel.cn/api/paas/v4/chat/completions	2024
6	Baichuan-4	Baichuan4-Turbo	Baichuan	https://api.baichuan-ai.com/v1/chat/completions	2024
7	Spark-4	4.0Ultra	iFLYTEK	https://spark-api-open.xf-yun.com/v1/chat/completions	2025
8	LLaMa-4	llama-4-maverick-instruct	Meta	https://api.replicate.com	2025

- There are three basic *logical operations* functions: *findViewById*, *findViewByText*, and *findViewByIdXPath*. These identify functions that can be used to locate a UI component using its resource ID, text, and XPath attributes.
- There are two basic *assert determinations* functions: *assertAppear* and *assertDisappear*: These functions verify whether or not a UI component appears on the UI page.

3.3.2 Text-Input Insertion. We can invoke the logical operation functions to automatically insert the generated text inputs into the corresponding text-input components. Specifically, the LLMs are provided with the context of the text inputs with their corresponding resource ID attributes in a JSON format — as defined in our restrictive prompt (Section 3.2.2). Thus, a mapping between the text inputs and the text-input components is established. After obtaining the text inputs from the LLM, UIAutomator locates all the text-input components, and fills them with the corresponding texts, based on their resource ID attributes.

3.4 Test-Result Evaluation

Once the generated text inputs have been inserted into the text-input components, some UI actions are needed to launch a new UI page. For example, the submit button should be clicked, which triggers the login process. After clicking, we can observe whether or not a specific UI component appears, and the test can be evaluated by invoking assertion functions. Our method currently uses manual identification of the required UI actions, and the development of the corresponding test scripts. This follows a user-centric approach, simulating interactions exclusively through GUI-level operations for test-script generation, deliberately avoiding source-code inspection techniques (such as listener exploration) to derive UI components or their associated actions. Further details about the UI actions used in our experiments are provided in the experimental setting section (Section 4.3.1). During our experiments, we observed delays in page launches following the execution of the UI actions. These delays hinder the immediate determination of test results. To address this challenge, we developed a waiting mechanism that repeatedly checks if specific conditions are met within a predefined time window. This mechanism ensures that evaluations occur only after the required conditions are satisfied. For instance, it can be employed to wait until a particular text component disappears from the current UI page. A test is considered successful if the assertion passes, and deemed to have failed, otherwise. To ensure reliable and consistent test results, we introduced a repetition parameter, t , which specifies the expected number of test-script executions. This parameter mitigates randomness and uncertainty during testing, including for: (1) network-connectivity fluctuations between test scripts and LLM APIs; and (2) connection instabilities with testing environments (e.g., Android Debug Bridge (ADB) interface reliability during device operations). Incorporation of these mechanisms enhances the robustness and validity of our testing framework.

4 Experimental Study

This section presents the research questions, and then introduces the design and settings of the experiments conducted to evaluate the capabilities of the different LLMs' text-input generation.

4.1 Research Questions

As explained in Section 3.1, this study aimed to evaluate how well different LLMs can generate text inputs for Android GUI testing. The following four research questions guided our investigation:

RQ1: [Effectiveness Evaluation] How effective are the different LLMs at text-input generation?

- **RQ1.1:** (Page Pass-Through) How effectively do the LLM-generated text inputs enable applications to pass through the currently-displayed UI pages?
- **RQ1.2:** (Bug Detection) Can LLMs directly generate invalid text inputs that detect bugs?

RQ1 aims to evaluate the effectiveness of LLM-generated text inputs: **RQ1.1** evaluates the ability of the generated texts to guide the apps to pass through the UI page. **RQ1.2** investigates whether or not LLMs can directly produce invalid inputs that can reveal real-world bugs.

RQ2: [Ablation Study] How do different sub-prompts and multiple text-input components impact the LLM-generated text inputs' page pass-through ability?

- **RQ2.1:** (Sub-prompts Ablation) What is the impact of different sub-prompts on the effectiveness of the LLMs?
- **RQ2.2:** (Multiple Text-Input Components Ablation) When a UI page contains multiple text-input components, how can we assess each component's contribution to the UI-page pass-through success?

RQ2 examines two critical dimensions of the impact on guiding UI-page pass-through rates: **RQ2.1** evaluates how sub-prompt variations affect the LLM-generated input quality; and **RQ2.2** assesses how combinatorial ablation isolates individual component contributions.

RQ3: [Quality Evaluation] What is the quality of the text inputs generated by different LLMs?

- **RQ3.1:** (Consistency Evaluation) How consistent are the generated text inputs with the contextual information of the AUT's pages?
- **RQ3.2:** (Testers' Evaluation) How do testers perceive the quality of the generated text inputs?

RQ3 provides a comprehensive quality assessment of LLM-generated text inputs: **RQ3.1** evaluates how these text inputs align with the AUT's contextual information; and **RQ3.2** explores professional testers' evaluations of the quality.

RQ4: [Practical Significance] How should LLMs be used to support Android quality assurance?

- **RQ4.1:** (Tool Improvement) Can LLM-generated text inputs improve the traditional automated Android-testing tool?
- **RQ4.2:** (Testing Insights) What insights can be provided to testers using LLMs for Android testing?

RQ4 explores the practical implications of this study in real-world Android testing scenarios: **RQ4.1** investigates whether or not LLM-generated text inputs can be integrated into the automated Android-testing tool to explore more UI pages during the execution process; and **RQ4.2** combines the findings to offer insights into using LLMs for Android testing.

4.2 LLMs Selection

We selected eight state-of-the-art LLMs for our study [23, 94]. GPT-4o [30] and DeepSeek-R1 [19] are considered to be the most advanced and accessible LLMs, often serving as benchmarks in comparative studies [14, 76]. We also included Grok-3 and Claude-Opus-4, which have demonstrated excellent text-generation ability [39, 45]. We also included GLM-4-Plus [17], Baichuan-4 [4], and

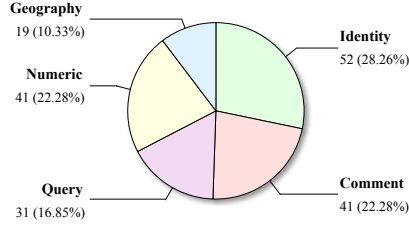


Fig. 6. Categories of the text inputs under test.

Spark [67], which are some of the best Chinese LLMs [77, 90]. These LLMs have been trained on diverse datasets, including multiple languages, and are well-suited for multilingual applications, providing a broad perspective on text-input generation. Finally, we also included LLaMa-4 [52], as a representative open-source LLM. All the LLMs were pre-trained, and no fine-tuning or re-training was applied during the experiments. Table 2 summarizes some basic details of the eight LLMs (including version, organization, source, and publication year).

4.3 Experimental Setup

We designed a series of experiments to address each research question.

4.3.1 Settings for the Effectiveness Evaluation (RQ1). In order to answer **RQ1**, we selected a set of apps for the experiments according to the selection process used in previous studies [48] due to the lack of original data sets. For **RQ1.1**, we developed a collecting script to identify the top 100 apps of each category from Google Play¹, the official Android application store, which has also often been used in previous studies [48]: Only the most recent apps, with at least one update since April 2025, were kept. This process yielded 1075 apps across 30 categories. We then used a filtering script to automatically traverse all the XML layout files in each candidate app. Because these XML files represent components within a UI page (e.g., “EditText” or “TextView”), the script searches for the keywords “EditText”, “AutoCompleteTextView”, and “MultiAutoCompleteTextView”, and excludes any apps that do not contain them. These apps were the focus, because they are the primary components for text input. There are other UI components for text interaction that we did not consider, such as “TextView” and “Spinner”: This was because “TextView” is usually used to display text rather than receive input, and “Spinners” only allow users to pick from predefined options. We then manually launched each candidate app in our experimental environment to confirm the text-input components. Finally, 115 apps were selected for the experiments. We then randomly selected one UI page containing at least one text-input component from each app: This gave us 115 UI pages, across which we identified 184 text-input components. Following Liu et al. [48], we categorized these 184 text-input components into five types, as shown in Figure 6. The identity-type inputs accounted for the largest proportion (28.26%), followed by numeric (22.28%) and comment-type (22.28%); the query-type (16.85%) and geography-type (10.33%) inputs were the least common.

We manually identified the UI components responsible for launching a new screen and developed test scripts to simulate user actions that trigger these components. Table A.1 (in Appendix A) summarizes the different UI actions across the 115 UI pages in the experiments. Among the 115 UI pages, 60 pages involve clicking a button with specific text; 22 pages require triggering the action by typing the “Enter” key; and the remaining 33 pages require clicking a button at its specific coordinates on the screen.

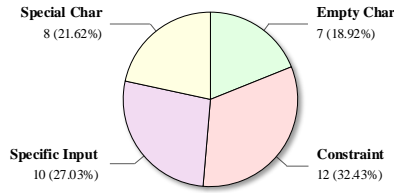


Fig. 7. Categories of the bugs under test.

To answer RQ1.1, each LLM was given three attempts [48] on each of the 115 UI pages (i.e., the repetition parameter t , defined in Section 3.4, was set to 3). This gave a total of 345 testing tasks.

For **RQ1.2**, we used the 200 most popular applications from F-Droid⁴, another widely used platform [50], which provides direct access to transparent bug reporting and issue tracking for its hosted apps. We also collected all the corresponding issue reports from GitHub. Using “Text” as the keyword, we filtered the issues related to text input. Finally, 31 buggy apps with 37 issue reports were identified: All issues were reproduced in the experimental environment.

Figure 7 shows the bug-type classifications, and Table B.1 (in Appendix B) gives details of the issues (such as app names, bug categories, bug descriptions, and links to the issue reports). The identified bugs were categorized into four types:

- *Constraint* (32.43%): These bugs occur when the input fails to meet specific requirements (such as the length or format of the text input).
- *Specific Input* (27.03%): These bugs are revealed only when specific character sequences are entered, such as “http”.
- *Special Char* (21.62%): These bugs are revealed when the input contains specific special characters (such as spaces, punctuation, or symbols).
- *Empty Char* (18.92%): These bugs are revealed by empty inputs.

We modified the restrictive prompt (Section 3.2.2) by replacing the term “valid” with “invalid” to directly ask the LLMs to generate invalid text inputs.

4.3.2 Settings for the Ablation Study (RQ2). To answer **RQ2.1**, we conducted ablation experiments to investigate the contributions of each sub-prompt (Section 3.2.2) to the testing effectiveness. The restrictive sub-prompt restricts the output structure of the LLMs. Preliminary attempts at the ablation experiments without these restrictive prompts revealed that the LLMs were unable to generate text inputs satisfying the predefined format: This prevented the correct extraction and parsing of the text inputs. Therefore, we retained the restrictive sub-prompt in the ablation study to ensure that the LLMs’ outputs adhered to the predefined formats.

For **RQ2.2**, we conducted combinatorial ablation experiments through systematic input masking to assess individual text-input component contributions. We identified 32 UI pages containing more than one text-input component from the 115 UI pages analyzed in RQ1.1. Table 3 presents the combinatorial test scenario matrix for these applications (d denotes the number of text-input components per app, and τ denotes the number of actively-filled text-input components in each test scenario). The combinatorial ablation design systematically varies the set of τ -filled text-input components while keeping others empty, enabling isolation of component contributions. For each app with d components, we generated all possible combinations of filled text-input components at strength levels $\tau = 0$ to $\tau = d$, resulting in a total of 584 test scenarios across the 32 apps (Table A.1 in Appendix A).

⁴<https://f-droid.org/>.

Table 3. Combinatorial Test Scenario Matrix of Selected 32 Apps.

No. of text-input components (d)	No. of actively-filled components by combinatorial strength (τ)									No. of test scenarios per app	No. of apps	Total scenarios
	$\tau = 0$	$\tau = 1$	$\tau = 2$	$\tau = 3$	$\tau = 4$	$\tau = 5$	$\tau = 6$	$\tau = 7$	$\tau = 8$			
$d = 2$	1	2	1	–	–	–	–	–	–	4	14	56
$d = 3$	1	3	3	1	–	–	–	–	–	8	8	64
$d = 4$	1	4	6	4	1	–	–	–	–	16	5	80
$d = 5$	1	5	10	10	5	1	–	–	–	32	4	128
$d = 8$	1	8	28	56	70	56	28	8	1	256	1	256
Grand Total											32	584

4.3.3 Settings for the Quality Evaluation (RQ3). For **RQ3.1**, we evaluated the consistency between the generated text inputs and the context of the UI pages. Two independent evaluators (non-authors) assessed the consistency of the texts generated by the different LLMs for RQ1.1. (Both evaluators had Master’s degrees in computer science. One evaluator had three years of industry experience in software testing, with research expertise in Android automated testing during the Master’s studies; and the other had expertise in software testing.) Any disagreements in the consistency evaluations were referred to a third researcher — who had more than five years of industry experience in Android testing — for resolution. The consistency evaluation criteria were relatively lenient: Only the relevance of the generated text inputs to the context of the UI pages was considered. For example, if the text-input component was a geographic location field, the generated text input was considered consistent if it contained geographic location names.

For **RQ3.2**, to minimize the potential bias from the relatively lenient consistency evaluation criteria in RQ3.1, we conducted a user study to evaluate the quality of text inputs generated by the different LLMs. 20 software testers from famous Internet enterprises and research institutions were invited to evaluate the quality of the generated text inputs from a more practical perspective. We provided each tester with all 115 UI images (with 184 text-input components) and the corresponding text inputs generated by the eight different LLMs. For each LLM, the results of one attempt were randomly selected from three attempts. Following previous studies [48, 61, 65], the testers were required to independently evaluate the quality of text inputs online⁵. To further investigate the quality differences between LLM-generated and human-crafted text inputs, we also conducted a controlled experiment with professional software testers. We randomly selected 20 UI pages from the UI pages analyzed in RQ1.1: These contained a total of 27 text-input components. We invited three professional testers (with over 15, five, and three years of software-testing experience, respectively) to participate in two parallel tasks: (1) re-craft new text inputs without referring to the LLM outputs for the given 20 UI pages; and (2) modify the LLM-generated text inputs. Each tester received the same UI pages. Table A.1 (in Appendix A) labels the 20 apps with the ★ symbols.

4.3.4 Settings for Practical Significance Investigation (RQ4). For **RQ4.1**, we integrated the best LLM, as identified in RQ1.1, into DroidBot [42], a widely-used automated Android testing framework. This integration evaluated the compatibility of the independent text-input generation approach with complete testing workflows. We examined two UI exploration strategies implemented in DroidBot: (1) Depth-First Search (DFS), and (2) Breadth-First Search (BFS)⁶. We randomly selected 30 apps from Google Play¹ to be the AUTs (Table C.1 in Appendix C). For **RQ4.2**, we combined the findings from the other research questions to provide insights for testers using LLMs for Android GUI testing.

⁵Although the questionnaire was in Chinese, we refer to the English translations in this paper.

⁶DFS explores the newest, deepest UI page first, drilling down into one path as far as possible before backtracking to try alternatives. BFS explores all UI components on the current page before moving deeper, systematically covering the app, layer by layer.

4.4 Evaluation Metrics

In this section, we present the evaluation metrics used in our experiments.

4.4.1 Metrics for the Page-Pass-Through Evaluation. We used the *page-pass-through rate* (PPTR)⁷, a metric for GUI testing [48], to evaluate the effectiveness of moving the GUI to the next page. A UI page is considered to be a successful pass-through if the following conditions are met: (1) a new specific element is detected on the page; and (2) a previously displayed element can no longer be detected on the page.

4.4.2 Metrics for Bug Detection. We used the *bug-detection rate* [50] to evaluate the bug-detection capabilities of the different LLMs: This is defined as the number of inputs that successfully detect bugs as a proportion of the total number of inputs. Following previous work [50], each LLM was prompted to generate 30 invalid text inputs for a single buggy page: The number and proportion of bugs successfully revealed were then recorded.

4.4.3 Metrics for Text-Input-Component Criticality Evaluation. We used a *criticality score* to quantify the contribution of individual text-input components to the PPTR results: $\Psi(c_i)$, for each component c_i ($i = 1, 2, \dots, d$), where d denotes the total number of text-input components on a given UI page. This metric captures the average contribution of c_i to PPTRs across various combinations of actively-filled text-input components. It is computed as:

$$\Psi(c_i) = \frac{1}{|S_i|} \sum_{s \in S_i} [I(s_{\text{full}}) - I(s_{\text{full}} \setminus \{c_i\})] \times \omega(\tau_s), \quad (1)$$

where S_i denotes the set of all combinations containing text-input component c_i ; s_{full} represents a combination with all τ_s text-input components filled; $s_{\text{full}} \setminus \{c_i\}$ is the state excluding c_i ; $I(\cdot)$ is the indicator function (1 for successful pass-through; 0 otherwise), averaged over multiple tests; and $\omega(\tau_s) = \tau_s/d$ weights the contribution by combination size relative to d . The term $I(s_{\text{full}}) - I(s_{\text{full}} \setminus \{c_i\})$ quantifies the isolated impact of c_i : Positive $\Psi(c_i)$ values indicate that including c_i improves PPTRs, and negative values mean that it harms the PPTRs. The weighting factor $\omega(\tau_s)$ emphasizes scenarios closer to real-world usage: Larger weights are used when most components are filled ($\tau_s \approx d$), reflecting higher PPTR probability; while lower weights are used for sparse combinations ($\tau_s \ll d$), where the PPTRs may be more volatile.

Criticality scores are relative metrics. They reflect the text-input component's importance within a specific UI page: The values are comparable within, but not across, different pages. For example, on a given page A ($d = 2$), $\Psi(A_1) = \Psi(A_2) = 0.01$ would indicate that components A_1 and A_2 have equal criticality; and on a page B ($d = 2$), $\Psi(B_1) = \Psi(B_2) = 1$ would similarly indicate that B_1 and B_2 have equal criticality. To alleviate the ambiguity of numerical values, we apply min-max normalization to map criticality scores to the range $[0.0, 1.0]$:

$$\Psi_{\text{norm}}(c_i) = \begin{cases} 1, & \text{if } \max(\Psi) = \min(\Psi) \\ \frac{\Psi(c_i) - \min(\Psi)}{\max(\Psi) - \min(\Psi)}, & \text{otherwise.} \end{cases} \quad (2)$$

This normalized metric enables the clear identification of text-input components that significantly influence PPTRs within each UI page: Components with higher Ψ_{norm} values have greater relative criticality compared to other text-input components on the same page.

⁷This metric was originally referred to as the “*passing rate*” [48].

4.4.4 Metrics for Consistency Evaluation. We used the *consistency rate* [41, 65, 86] to evaluate the consistency between generated inputs and the UI-page contexts. As explained in Section 4.3.3, results were considered consistent only if both evaluators agreed that the generated text input aligned with the context. In cases of disagreement, a third researcher assessed and determined the consistency. The number of consistent results across all testing tasks was calculated, and the relevant proportions computed.

4.4.5 Metrics for Testers' Evaluation. Following previous studies [48, 61, 65], the testers indicated their agreement with the questionnaire statements using a 5-point Likert scale: strongly disagree (1); disagree (2); neutral (3); agree (4); and strongly agree (5). We used Kendall's W value [48, 66] to measure the agreement among different testers: A higher Kendall's W value (close to 1.0) indicates a higher level of agreement among the testers' evaluation results.

4.4.6 Metrics for Practical Significance Investigation. We used the number of triggered activities and UI pages [21, 68] as metrics to evaluate the UI-exploration ability of both the LLM-assisted and the original DroidBot. These metrics can be directly provided by DroidBot.

4.5 Statistical Analysis

This section presents the statistical-analysis metrics used to evaluate the effectiveness of the eight LLMs. We adopted the two-tailed non-parametric *Mann-Whitney U test* (U-test) [81] and the *Vargha and Delaney's effect size* (\hat{A}_{12}) [75], both of which have been widely used to describe statistical differences between compared methods [3, 26].

The U-test uses p -values to identify significant differences in the results (at a significance level of 0.05) of two methods, \mathcal{M}_1 and \mathcal{M}_2 . A p -value less than 0.05 indicates a significant difference [26, 27]. \hat{A}_{12} compares \mathcal{M}_1 and \mathcal{M}_2 as:

$$\hat{A}_{12}(\mathcal{M}_1, \mathcal{M}_2) = \frac{R_1/P - (P + 1)/2}{Q}, \quad (3)$$

where R_1 is the rank sum assigned to \mathcal{M}_1 ; and P and Q are the numbers of samples (observations) in \mathcal{M}_1 and \mathcal{M}_2 , respectively. In general, $\hat{A}_{12}(\mathcal{M}_1, \mathcal{M}_2) = 0.50$ indicates that \mathcal{M}_1 and \mathcal{M}_2 have equal performance; $\hat{A}_{12}(\mathcal{M}_1, \mathcal{M}_2) > 0.50$ indicates that \mathcal{M}_1 performs better than \mathcal{M}_2 ; and $\hat{A}_{12}(\mathcal{M}_1, \mathcal{M}_2) < 0.50$ indicates that \mathcal{M}_2 performs better than \mathcal{M}_1 .

4.6 Running Environment

All experiments were run on an emulator under Android 10. The emulator requires 4GB of RAM. The test scripts were developed in Python on a MacBook Pro laptop with an M4 Pro chip and 48GB of RAM.

5 Experimental Results and Discussion

This section presents the experimental results, and answers the research questions from Section 4.1. In the results, for any two LLMs, \mathcal{M}_1 and \mathcal{M}_2 , the \bigcirc symbol means that there was no statistical difference between them (the p -value was greater than 0.05); the \checkmark symbol indicates that \mathcal{M}_1 was significantly better (p -value was less than 0.05, and $\hat{A}_{12}(\mathcal{M}_1, \mathcal{M}_2)$ was greater than 0.50); and the \times symbol indicates that \mathcal{M}_2 was significantly better (p -value was less than 0.05, and the $\hat{A}_{12}(\mathcal{M}_1, \mathcal{M}_2)$ was less than 0.50).

5.1 Effectiveness Evaluation (RQ1)

This section discusses the effectiveness of the text inputs generated by the different LLMs from the perspective of *page pass-through*, and *bug detection*.

Table 4. Page-Pass-Through Rate (PPTR) Results of Eight LLMs on 115 UI Pages under **Prompt Construction Rule 1: *GloP* + *nComp* + *nAdjP* + *ResP* + *GuiP* ($n \geq 0$).**

	Metric	Method									Symbol-based Stats				
		GPT-4o	DeepSeek-R1	Grok-3	Claude-Opus-4	GLM-4-Plus	Baichuan-4	Spark-4	LLaMa-4	Average	#(✓)	#(○)	#(✗)	\hat{A}_{12} Range	
PPTR	Attempt 1	72.17%	72.17%	72.17%	76.52%	67.83%	68.70%	64.35%	68.70%	70.33%	–	–	–	–	
	Attempt 2	71.30%	69.57%	69.57%	73.91%	73.04%	67.83%	65.22%	70.43%	70.11%	–	–	–	–	
	Attempt 3	71.30%	72.17%	72.17%	74.78%	68.70%	69.57%	66.09%	67.83%	70.33%	–	–	–	–	
	Average	71.59%	71.30%	71.30%	75.07%	69.86%	68.70%	65.22%	68.99%	70.25%	–	–	–	–	
Statistical Comparisons	GPT-4o	–	○ (0.50)	○ (0.50)	○ (0.48)	○ (0.51)	○ (0.51)	○ (0.53)	○ (0.51)	○ (0.51)	0	7	0	[0.48, 0.53]	
	DeepSeek-R1	○ (0.50)	–	○ (0.50)	○ (0.48)	○ (0.51)	○ (0.51)	○ (0.53)	○ (0.51)	○ (0.51)	0	7	0	[0.48, 0.53]	
	Grok-3	○ (0.50)	○ (0.50)	–	○ (0.48)	○ (0.51)	○ (0.51)	○ (0.53)	○ (0.51)	○ (0.51)	0	7	0	[0.48, 0.53]	
	Claude-Opus-4	○ (0.52)	○ (0.52)	○ (0.52)	–	○ (0.53)	○ (0.53)	✓ (0.55)	○ (0.53)	○ (0.53)	1	6	0	[0.52, 0.55]	
	GLM-4-Plus	○ (0.49)	○ (0.49)	○ (0.49)	○ (0.47)	–	○ (0.51)	○ (0.52)	○ (0.50)	○ (0.50)	0	7	0	[0.47, 0.52]	
	Baichuan-4	○ (0.49)	○ (0.49)	○ (0.49)	○ (0.47)	○ (0.49)	–	○ (0.52)	○ (0.50)	○ (0.49)	0	7	0	[0.47, 0.52]	
	Spark-4	○ (0.47)	○ (0.47)	○ (0.47)	✗ (0.45)	○ (0.48)	○ (0.48)	–	○ (0.48)	○ (0.47)	0	6	1	[0.45, 0.48]	
	LLaMa-4	○ (0.49)	○ (0.49)	○ (0.49)	○ (0.47)	○ (0.50)	○ (0.50)	○ (0.52)	–	○ (0.49)	0	7	0	[0.47, 0.52]	

Note: Symbol-based Stats excludes the Average column in calculation.

Table 5. Page-Pass-Through Rate (PPTR) Results of Eight LLMs on 115 UI Pages under **Prompt Construction Rule 2: *GloP* + *XML* + *ResP* + *GuiP*.**

Metric		Method									Symbol-based Stats				
		GPT-4o	DeepSeek-R1	Grok-3	Claude-Opus-4	GLM-4-Plus	Baichuan-4	Spark-4	LLaMa-4	Average	✓ (✔)	○ (○)	✗ (✖)	\hat{A}_{12} Range	
PPTR	Attempt 1	74.78%	73.04%	73.91%	78.26%	71.30%	72.17%	70.43%	70.43%	73.04%	–	–	–	–	
	Attempt 2	72.17%	72.17%	71.30%	74.78%	72.17%	67.83%	66.09%	70.43%	70.87%	–	–	–	–	
	Attempt 3	72.17%	71.30%	72.17%	77.39%	69.57%	72.17%	70.43%	70.43%	71.95%	–	–	–	–	
	Average	73.04%	72.17%	72.46%	76.81%	71.01%	70.72%	68.98%	70.43%	71.95%	–	–	–	–	
Statistical Comparisons	GPT-4o	–	○ (0.50)	○ (0.50)	○ (0.48)	○ (0.51)	○ (0.51)	○ (0.52)	○ (0.51)	○ (0.51)	0	7	0	[0.48, 0.52]	
	DeepSeek-R1	○ (0.50)	–	○ (0.50)	○ (0.48)	○ (0.51)	○ (0.51)	○ (0.52)	○ (0.51)	○ (0.50)	0	7	0	[0.48, 0.52]	
	Grok-3	○ (0.50)	○ (0.50)	–	○ (0.48)	○ (0.51)	○ (0.51)	○ (0.52)	○ (0.51)	○ (0.50)	0	7	0	[0.48, 0.52]	
	Claude-Opus-4	○ (0.52)	○ (0.52)	○ (0.52)	–	○ (0.53)	○ (0.53)	✓ (0.54)	○ (0.53)	○ (0.53)	1	6	0	[0.52, 0.54]	
	GLM-4-Plus	○ (0.49)	○ (0.49)	○ (0.49)	○ (0.47)	–	○ (0.50)	○ (0.51)	○ (0.50)	○ (0.49)	0	7	0	[0.47, 0.51]	
	Baichuan-4	○ (0.49)	○ (0.49)	○ (0.49)	○ (0.47)	○ (0.50)	–	○ (0.51)	○ (0.50)	○ (0.49)	0	7	0	[0.47, 0.51]	
	Spark-4	○ (0.48)	○ (0.48)	○ (0.48)	✗ (0.46)	○ (0.49)	○ (0.49)	–	○ (0.49)	○ (0.48)	0	6	1	[0.46, 0.49]	
	LLaMa-4	○ (0.49)	○ (0.49)	○ (0.49)	○ (0.47)	○ (0.50)	○ (0.50)	○ (0.51)	–	○ (0.49)	0	7	0	[0.47, 0.51]	

Note: Symbol-based Stats excludes the Average column in calculation.

5.1.1 *Page Pass-Through (RQ1.1).* Tables 4 and 5 present the PPTR results for the eight LLMs on the 115 UI pages. Based on these results, we have the following observations:

- For the first prompt-construction rule, the average PPTR across all eight LLMs was 70.25%. Claude-Opus-4 had the best performance (75.07%), followed by GPT-4o (71.59%), Grok-3 (71.30%), and DeepSeek-R1 (71.30%) — all four outperformed the average performance. The remaining LLMs performed worse than the average: GLM-4-Plus: 69.86%; LLaMa-4: 68.99%; Baichuan-4: 68.70%; and Spark-4 achieved the worst, 65.22%. Claude-Opus-4, GPT-4o, Grok-3, and DeepSeek-R1 can generate more effective text inputs, with the remaining LLMs generating relatively ineffective text inputs. All the p -values in the statistical analyses (except for Claude-Opus-4 versus Spark-4) were greater than 0.05, indicating that the differences among the eight LLMs were not significant. Generally, Claude-Opus-4 performed the best, with the \hat{A}_{12} values ranging from 0.52 to 0.55, indicating a 52% to 55% improvement over other LLMs. GPT-4o, DeepSeek-R1, and Grok-3 had similar performance, with average \hat{A}_{12} values of 0.51, GLM-4-Plus, Baichuan-4, and LLaMa-4 performed similarly or slightly worse than GPT-4o, DeepSeek-R1, and Grok-3, with average \hat{A}_{12} values of 0.50, 0.49, and 0.49, respectively. Spark-4 had the lowest \hat{A}_{12} values among all LLMs, ranging from 0.45 to 0.48.
- For the second prompt-construction rule, the average PPTR of the eight LLMs was 71.95%, which is 1.70% more than for the first rule. The individual LLMs also had slightly better PPTR values than with the first rule, with the same performance ordering: Claude-Opus-4, GPT-4o, Grok-3, and DeepSeek-R1 outperformed the average; and GLM-4-Plus, LLaMa-4, Baichuan-4,

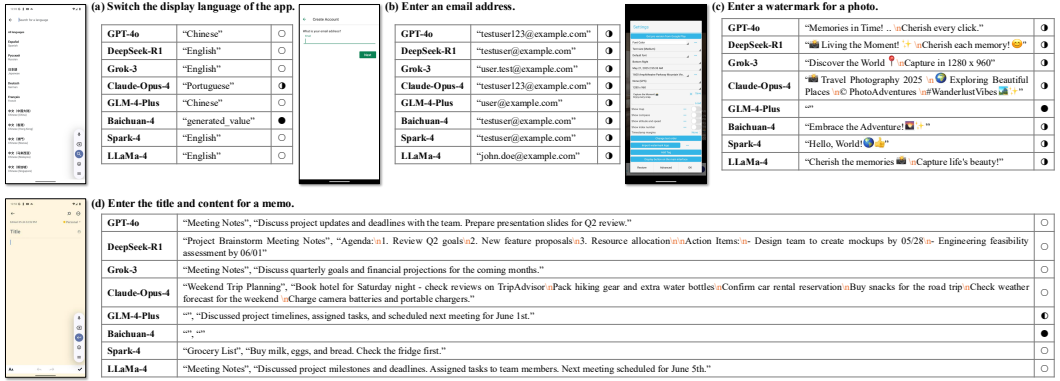


Fig. 8. Examples of generated text inputs from different LLMs. (The ○ symbol means that the text input satisfies the context of the app, and can pass through the current UI page; the ○ symbol means that the text input satisfies the context, but does not enable passing through the current UI page; the ● symbol means that the text input does not satisfy the context, but enables passing through the current UI page; and the ● symbol means that the text input neither satisfies the context nor enables passing through the UI page.)

and Spark-4 performed worse than the average. The statistical analyses indicated, again, that the differences were insignificant.

The findings show that the second prompt-construction rule generated slightly better text inputs compared to the first rule. This suggests that incorporating the hierarchical XML structure provides more contextual information, enabling the LLMs to create more effective inputs for navigating through the currently-displayed UI pages. The hierarchical XML structure includes not only the textual context used in the first rule, but also offers additional metadata, such as: (1) structural information that can reveal hierarchical relationships between UI containers (e.g., LinearLayout) and components (e.g., Button or ImageView) through layout patterns and absolute on-screen coordinates; and (2) attribute information that captures component-specific properties, such as the visible-to-user attribute, indicating a component's potential for user interaction. This added metadata enhanced the LLMs' ability to generate more effective text inputs. However, the statistical analyses showed no significant difference in performance between the two rules: The p -value was 0.1629, and the \hat{A}_{12} value was 0.50. In addition to its slight advantage, the second rule also has a higher token cost. For instance, across the 115 UI pages, GPT-4o averaged 209.53 tokens per page for the first rule, but required 6444.33 tokens for the second rule. DeepSeek-R1 used 220.53 tokens per page for the first rule, and 6749.93 tokens for the second. Given the comparable effectiveness of both rules, but the substantially lower token usage of the first rule, we focused on the first rule in subsequent experiments and analyses: This helped to optimize both token consumption and experimental costs, without compromising on the performance.

Figure 8 shows three UI page examples with the generated text inputs by the eight LLMs.

- Example (a) involves users inputting a language name, and then selecting one from the candidates. GPT-4o, DeepSeek-R1, Grok-3, GLM-4-Plus, Spark-4, and LLaMa-4 could generate text inputs that satisfy the context, and that enabled passing through the UI page. Baichuan-4 failed to generate a correct language name, due to its generated text inputs not satisfying the context. Claude-Opus-4 could generate a language name, however, the word "Portuguese" was not in the candidate list, resulting in not passing through.

- Example (b) involves an email-setting component where users can input their email addresses. None of the eight LLMs could generate text inputs that enabled passing through the UI page. Although all LLMs generated email addresses that satisfied the context, they failed to produce an actual email address (the generated text inputs all ended with “example.com”).
- Example (c) provides users with a text-input component into which they input a watermark for a photo: No new elements are displayed on the same UI page after the watermark has been input. Seven LLMs could generate text inputs to satisfy the context, but could not enable passing through the UI page. GLM-4-Plus failed to generate any text.
- Example (d) provides users with two text-input components where users can input the title and content for a memo. All LLMs (except for GLM-4-Plus and Baichuan-4) could generate text inputs that could satisfy the context, and enable passing through the UI page. GLM-4-Plus generated an empty string for the memo title, but the app automatically replaced the empty title with the generated memo-content string, resulting in a successful page pass-through. Baichuan-4 failed to generate any text.

Based on these analyses, there appear to be three factors that affect the results:

- Some AUTs require specific text inputs to pass through the UI page. LLMs can generate text inputs by analyzing the provided contextual information, but these texts may not meet the AUT’s requirements. For example, some AUTs can only pass through the UI pages when they access or connect to a particular server address. LLMs may produce addresses containing the term “example” (such as “https://www.example.com”), which is obviously not the appropriate address for an app.
- The text-input components on the UI page may not allow the GUI to move from the currently-displayed page to the next page: They may not cause the app to display any new UI pages. For example, an app may provide an EditText as a settings window for users to modify the storage address of cached files. When a user enters the content into the EditText, the app may then send it to the backend for parsing and managing, without switching to any new UI pages.
- Some AUTs automatically used strategies to ensure data integrity when users left text-input components empty. For example, they inserted default values into inputs that were missing values; or texts were automatically generated based on information extracted from other user-provided texts.



Summary of Answers to RQ1.1: Overall, the LLMs can generate text inputs for the Android UI pages, with average PPTRs of over 70%. Claude-Opus-4, GPT-4o, Grok-3, and DeepSeek-R1 performed better in the tasks; Spark-4 had the worst effectiveness. Analysis of the generated text inputs revealed that some additional steps, such as fine-tuning and re-training, or manual modification, should be considered to further improve the testing effectiveness.

5.1.2 Bug Detection (RQ1.2). Table 6 presents the average bug-detection rate distributions of the eight LLMs, across the four bug categories (Section 4.3.1). Based on these results, we have the following observations:

- None of the LLMs were able to effectively generate invalid text inputs for bug detection, resulting in low bug-detection rates (17.00%). Even Claude-Opus-4, the best performer in previous experiments, had an average bug-detection rate of only 23.41%. This highlights the challenges of directly using these LLMs to generate invalid text inputs to reveal bugs in AUTs. The statistical analyses showed that Claude-Opus-4, GPT-4o, DeepSeek-R1, and LLaMa-4 achieved comparable or better performance than the other LLMs.

Table 6. Average Bug-Detection Rate Distributions across the Four Bug Categories and Statistical Comparisons across the Eight LLMs.

Metric		Method								Symbol-based Stats				
		GPT-4o	DeepSeek-R1	Grok-3	Claude-Opus-4	GLM-4-Baichuan-Plus	Spark-4	LLaMa-4	Average	#(✓)	#(○)	#(✗)	\hat{A}_{12} Range	
Bug-detection rates across four bug categories	Constraint	39.72%	26.94%	9.42%	42.50%	38.06%	25.00%	8.33%	38.61%	28.57%	—	—	—	
	Empty Char	5.24%	4.29%	13.81%	5.24%	9.52%	1.43%	0.00%	9.05%	6.07%	—	—	—	
	Special Char	40.42%	44.58%	29.05%	41.25%	21.67%	15.83%	21.67%	34.17%	31.08%	—	—	—	
	Specific Input	4.67%	3.00%	1.99%	4.67%	1.33%	0.00%	1.00%	1.67%	2.29%	—	—	—	
	Average	22.51%	19.70%	13.57%	23.41%	17.64%	10.57%	7.75%	20.87%	17.00%	—	—	—	
Statistical Comparisons	GPT-4o	—	○ (0.56)	✓ (0.70)	○ (0.49)	✓ (0.63)	✓ (0.73)	✓ (0.77)	○ (0.56)	○ (0.63)	4	3	0	[0.49, 0.77]
	DeepSeek-R1	○ (0.44)	—	✓ (0.67)	○ (0.43)	○ (0.59)	✓ (0.70)	✓ (0.76)	○ (0.52)	○ (0.59)	3	4	0	[0.43, 0.76]
	Grok-3	✗ (0.30)	✗ (0.33)	—	✗ (0.30)	○ (0.43)	○ (0.54)	○ (0.60)	○ (0.38)	○ (0.41)	0	4	3	[0.30, 0.60]
	Claude-Opus-4	○ (0.51)	○ (0.57)	✓ (0.70)	—	✓ (0.63)	✓ (0.73)	✓ (0.77)	○ (0.57)	○ (0.64)	4	3	0	[0.51, 0.77]
	GLM-4-Plus	✗ (0.37)	○ (0.41)	○ (0.57)	✗ (0.37)	—	○ (0.61)	✓ (0.67)	○ (0.45)	○ (0.49)	1	4	2	[0.37, 0.67]
	Baichuan-4	✗ (0.27)	✗ (0.30)	○ (0.46)	✗ (0.27)	○ (0.39)	—	○ (0.56)	✗ (0.36)	○ (0.37)	0	3	4	[0.27, 0.56]
	Spark-4	✗ (0.23)	✗ (0.24)	○ (0.40)	✗ (0.23)	✗ (0.33)	○ (0.44)	—	✗ (0.31)	✗ (0.31)	0	2	5	[0.23, 0.44]
	LLaMa-4	○ (0.44)	○ (0.48)	○ (0.62)	○ (0.43)	○ (0.55)	✓ (0.64)	✓ (0.69)	—	○ (0.55)	2	5	0	[0.43, 0.69]

Note: Symbol-based Stats excludes the Average column in calculation.

- Regarding the individual LLM bug-detection rates, Claude-Opus-4 performed best (23.41%), followed by GPT-4o (22.51%), LLaMa-4 (20.87%), DeepSeek-R1 (19.70%), and GLM-4-Plus (17.64%). Grok-3 and Baichuan-4 had relatively poor performance, with bug-detection rates of 13.57% and 10.57%, respectively. Spark-4 (7.75%) had the worst performance.
- The highest bug-detection rates were for bugs related to special characters, with an average result of 31.08%. DeepSeek-R1 (44.58%), Claude-Opus-4 (41.25%), and GPT-4o (40.42%) had the best performance: They could generate more effective invalid inputs containing special characters. Bugs related to UI-page constraints were the second most detected category, with an average result of 28.57%: Claude-Opus-4 performed best (42.50%), followed by GPT-4o (39.72%), LLaMa-4 (38.61%), and GLM-4-Plus (38.06%). DeepSeek-R1 (26.94%) and Baichuan-4 (25.00%) had relatively poor performance, and Grok-3 (9.42%) and Spark-4 (8.33%) had the worst performance. The good performance here can be attributed to the incorporation of contextual information in the global, adjacent, and component prompts (Section 3.2.2): This made it possible for the LLMs to generate inputs specifically targeting constraints based on the contextual information of the UI pages. In contrast, detection rates for bugs related to empty characters were considerably lower, with Grok-3 and GLM-4-Plus — top two LLMs for this bug-detection category — detecting only 13.81% and 9.52%, respectively. The lowest detection rates were recorded for bugs related to specific inputs: None of the LLMs could achieve a bug-detection rate greater than 5%, with Claude-Opus-4 (4.67%) and GPT-4o (4.67%) performing the best. Some LLMs were unable to detect any such bugs, highlighting their limitations in generating this kind of invalid text input.

Based on the findings presented above, it is clear that there are challenges to using LLMs to directly generate effective invalid text inputs for bug detection. We next discuss some possible reasons for this:

- LLMs are typically trained on extensive corpora that focus on common invalid input types, such as empty characters, special symbols, or formatting errors (e.g., incorrect email formats). However, these “common invalid” types may not be sufficient to reveal the bugs that may be revealed by specific inputs: For example, a bug may be revealed by the string “http:/”, where the app unexpectedly converts part of this valid string into an emoji (e.g., “http://www.google.com” is converted into “👉/www.google.com”). Therefore, LLMs cannot depend only on this to effectively identify bugs. One potential approach to address this would be to fine-tune or retrain the LLMs using domain-specific data, which may produce more realistic invalid inputs. Furthermore, incorporating text inputs that have previously revealed bugs (in the specific app)

Table 7. Contribution of Sub-Prompts to Overall Page-Pass-Through Rate (PPTR) Results on 115 UI Pages with Statistical Comparisons.

Methods	PPTR under different sub-prompt ablations					Prompt vs.			
	Prompt	w/o GloP	w/o ComP	w/o AdjP	w/o GuiP	w/o GloP	w/o ComP	w/o AdjP	w/o GuiP
GPT-4o	71.59%	69.57% ▼(2.02%)	68.12% ▼(3.47%)	67.83% ▼(3.76%)	71.01% ▼(0.58%)	○(0.51)	○(0.52)	○(0.52)	○(0.50)
DeepSeek-R1	71.30%	69.57% ▼(1.73%)	68.12% ▼(3.18%)	68.41% ▼(2.89%)	71.59% ▲(0.29%)	○(0.51)	○(0.52)	○(0.51)	○(0.50)
Grok-3	71.30%	68.99% ▼(2.31%)	64.35% ▼(6.95%)	66.38% ▼(4.92%)	69.28% ▼(2.02%)	○(0.51)	○(0.53)	○(0.52)	○(0.51)
Claude-Opus-4	75.07%	74.20% ▼(0.87%)	73.33% ▼(1.74%)	73.62% ▼(1.45%)	74.20% ▼(0.87%)	○(0.50)	○(0.51)	○(0.51)	○(0.50)
GLM-4-Plus	69.86%	69.27% ▼(0.59%)	64.93% ▼(4.93%)	64.35% ▼(5.51%)	70.14% ▲(0.28%)	○(0.50)	○(0.52)	○(0.53)	○(0.50)
Baichuan-4	68.70%	68.41% ▼(0.29%)	63.77% ▼(4.93%)	65.22% ▼(3.48%)	67.25% ▼(1.45%)	○(0.50)	○(0.52)	○(0.52)	○(0.51)
Spark-4	65.22%	62.32% ▼(2.90%)	55.07% ▼(10.15%)	53.62% ▼(11.60%)	62.90% ▼(2.32%)	○(0.51)	✓(0.55)	✓(0.56)	○(0.51)
LLaMa-4	68.99%	65.80% ▼(3.19%)	61.16% ▼(7.83%)	60.58% ▼(8.41%)	68.12% ▼(0.87%)	○(0.52)	✓(0.54)	✓(0.54)	○(0.50)
Average	70.25%	68.52% ▼(1.74%)	64.86% ▼(5.40%)	65.00% ▼(5.25%)	69.31% ▼(0.94%)	○(0.51)	○(0.53)	○(0.53)	○(0.50)

Note: The grey **Prompt** is the complete prompt, and the other colors represent the results with different sub-prompts removed: pink for the global prompt (GloP); purple for the component prompt (ComP); green for the adjacent prompt (AdjP); blue for the guiding prompt (GuiP); and the ▼ and ▲ symbols indicate the percentage decrease and increase of PPTR, respectively, when the complete prompt structure is ablated for the corresponding sub-prompt.

may further assist LLMs in generating invalid inputs that more accurately reflect real-world scenarios.

- Static generation may not be sufficient for LLMs to effectively learn how to generate bug-revealing inputs. In our experiments, the LLMs generated each invalid text input independently, without incorporating any feedback information from previously-generated texts to inform subsequent generations. However, bug detection is inherently dynamic. Therefore, drawing inspiration from Adaptive Random Testing (ART) [28] — which dynamically adjusts test-case selection based on feedback to improve bug-detection capability — if a specific text input does not reveal a bug, the next input should be as different as possible, to enhance the likelihood of revealing one. Although static prompts (including global, adjacent, and component prompts) can provide helpful UI context information, they may not be able to systematically guide LLMs towards the most effective invalid inputs. It is necessary to integrate feedback from test-execution results — such as whether or not a bug was revealed, or the type of errors encountered — to improve the bug-revealing ability.
- During the experiments, in some cases, it was observed that the LLMs generated abstract descriptions of test inputs (e.g., “input with 5000 * symbols”) rather than the actual text. Because these descriptions were meant to represent specific inputs, we did not manually convert them into actual strings of 5000 asterisks. Adjusting the prompts to further guide the LLMs toward producing invalid text inputs would be both feasible and beneficial: For instance, a revised prompt such as “Generate a concrete string containing exactly characters, not a description”, could help to ensure that the output aligns with the intended requirements.



Summary of Answers to RQ1.2: In general, LLMs cannot easily generate invalid text inputs that can detect bugs in apps: There are several challenges to this, highlighting a need for alternative strategies. Such strategies should gradually enhance LLMs’ ability to generate scenario-specific invalid inputs, thereby improving their bug-detection ability.

5.2 Ablation Study (RQ2)

This section examines the findings of the two ablation experiments, focusing on two key aspects that impact the PPTR: the *sub-prompt structure*, and the influence of *multiple text-input components* on a single UI page.

5.2.1 Sub-Prompts Ablation (RQ2.1). Table 7 presents the changes in the PPTR results after the ablation of different sub-prompts and statistical-comparison results. Based on these results, we have the following observations:

- Compared with the results of the complete prompts, the PPTRs generally decline by 0.94% to 5.40% when any sub-prompt is ablated. The component and adjacent prompts had the most significant impact on the effectiveness, followed by the global and guiding prompts.
- When the global prompt is ablated, the PPTRs decline by 0.29% to 3.19%.
- The component and adjacent prompts provide the basic contextual information for the text-input components on the UI pages. If either one of these contexts is removed, then the PPTRs decline by over 5% — 5.40% and 5.25%, respectively: This highlights their importance for guiding effective text-input generation.
- Ablation of the guiding prompt only slightly reduces the effectiveness: On average, the decline is 0.94%.
- The statistical comparisons between the complete prompt structure and the ablated prompt structures indicate that the complete prompt structure has better effectiveness: The \hat{A}_{12} values were consistently greater than 0.50. When the component or adjacent prompt was removed, the Spark-4 and LLaMa-4 effectiveness significantly decreased, as reflected by p -values less than 0.05, and the $\hat{A}_{12}(\text{Prompt}, \text{w/o ComP})$ and $\hat{A}_{12}(\text{Prompt}, \text{w/o AdjP})$ values being greater than 0.50. In contrast, removing the global or guiding prompt resulted in no statistically significant differences across all LLMs.



Summary of Answers to RQ2.1: Different sub-prompts can influence the effectiveness of the text inputs generated by the LLMs. The sub-prompts containing contextual information for the AUT UI pages can most significant impact on the effectiveness. It is, therefore, essential to use as much relevant contextual information as possible when constructing the prompts.

5.2.2 Multiple Text-Input Components Ablation (RQ2.2). Figure 9 presents an analysis of the criticality of the individual text-input components for the PPTRs. The data is based on the number of actively-filled text-input components (τ) for the 32 apps. Based on the results, we have the following observations:

- The distribution of the normalized criticality score ($\Psi_{\text{norm}}(c_i)$) showed, across the 32 apps, distinct patterns in the number of Ψ_{norm} per UI page. 65.62% of the UI pages had a single Ψ_{norm} value — UI pages 1-10, 15-20, 23, 24, and 28-30: This indicates uniform criticality across all text-input components. 25% of the UI pages had two distinct Ψ_{norm} values — UI pages 11-14, 21, 22, 25, and 32. The remaining 9.38% of the UI pages had three (or more) Ψ_{norm} values — UI page 31 had three distinct Ψ_{norm} values, and pages 26 and 27 each had four.
- We observed three dominant PPTR behavioral patterns as τ increased: (1) For the “ \rightarrow ” pattern, the PPTR remained largely invariant to τ on ten pages: 1-4, 15, 16, 23, 24, 28, and 29; (2) For the “ \nearrow (or \nearrow, \rightarrow)” pattern, the PPTR increased with each additional filled text-input component (potentially stabilizing at higher τ values) on eight UI pages: 5, 11-14, 17, 27, and 31; and (3) For the “ \rightarrow, \nearrow ” pattern, the PPTR was flat during the initial phase, and increased when the text-input components were almost completely filled. This observation was noted across 14 UI pages: 6-10, 18-22, 25, 26, 30, and 32. In general, the PPTR increased with higher τ values across all UI pages (except for pages where PPTR remained constant at 0% or 100%).

When there were multiple text-input components on a single UI page, the varying criticalities of these components influenced the PPTR trends in different ways:

(1) When all text-input components had identical Ψ_{norm} values, they manifested in one of three patterns:

- The text-input component states did not affect the PPTR (i.e., UI pages 1-4, 15, 16, 23, 24, 28, and 29). On UI page 1, for example, there is a c_1 for account, and a c_2 for password: LLMs can

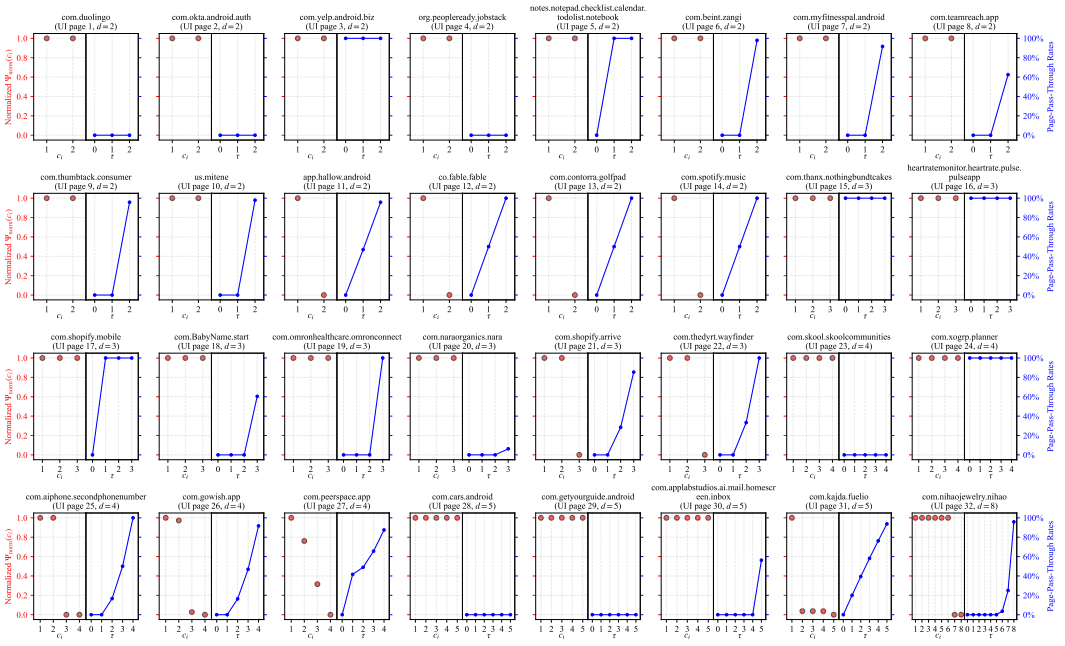


Fig. 9. Criticality analysis of individual text-input components on page-pass-through rates (PPTRs) as a function of the number of filled text-input components for 31 apps. (Apps are ordered by the total number of text-input components (d); Each subplot presents two analyses: (Left) Normalized criticality scores ($\Psi_{\text{norm}}(c_i)$) quantifying the criticality of individual components (c_i) on page pass-through; and (Right) PPTR variation with τ , demonstrating how PPTR rates depend on the number of actively-filled text-input components.)

generate texts for these text-input components, but these fake credentials could not enable the app to pass through the currently-displayed UI page. In contrast, UI page 24 achieved 100% PPTR regardless of inputs, as it includes four text-input components with default values.

- All text-input components were critical, with the absence of any one preventing UI pass-through (i.e., UI pages 6-10, 18-20, and 30). On UI page 7, for example, there is a c_1 for password, and a c_2 for password confirmation: Both of these text-input components must be filled out to pass through this UI page. However, if the filled password is different from the confirmed password, then the PPTR is reduced.
- Filling any one text-input component enabled the UI page to pass through (i.e., UI pages 5 and 17). On UI page 5 (example (d) in Figure 8) which has a c_1 for memo title, and a c_2 for memo content, either c_1 or c_2 alone is sufficient to pass through. If only the title (c_1) is filled, then the page passes through and saves the memo with the provided title and an empty content; and if only the content (c_2) is filled, then the page passes through and saves the memo with the provided content and a default title (the app automatically replaces the empty title with text from the memo content).

(2) When multiple Ψ_{norm} values appeared on a single UI page, they exhibited one of two distinct patterns:

- The PPTR increased steadily with each filled text-input component (i.e., UI pages 11-14, 27, and 31). For example, UI page 14, which has a c_1 for a playlist title and a c_2 for a playlist description, had $\Psi_{\text{norm}}(c_1) = 1$ and $\Psi_{\text{norm}}(c_2) = 0$. The PPTR was fully dependent on τ : When

Table 8. Comparison of the Page-Pass-Through Rate (PPTR) and Consistency Rate Results among 115 UI Pages with the Eight LLMs.

Metric	Method								Symbol-based Stats					
	GPT-4o	DeepSeek-R1	Grok-3	Claude-Opus-4	GLM-4-Plus	Baichuan-4	Spark-4	LLaMa-4	Average	#(✓)	#(○)	#(✗)	\hat{A}_{12} Range	
PPTR	71.59%	71.30%	71.30%	75.07%	69.86%	68.70%	65.22%	68.99%	70.25%	–	–	–	–	
Consistency Rate	98.55%	97.10%	96.81%	99.13%	95.65%	94.20%	86.67%	92.17%	95.04%	–	–	–	–	
Statistical Comparisons	GPT-4o	–	○ (0.51)	○ (0.51)	○ (0.50)	✓ (0.51)	✓ (0.52)	✓ (0.56)	✓ (0.53)	○ (0.52)	4	3	0	[0.50, 0.56]
	DeepSeek-R1	○ (0.49)	–	○ (0.50)	○ (0.49)	○ (0.51)	○ (0.51)	✓ (0.55)	✓ (0.52)	○ (0.51)	2	5	0	[0.49, 0.55]
	Grok-3	○ (0.49)	○ (0.50)	–	✗ (0.49)	○ (0.51)	○ (0.51)	✓ (0.55)	✓ (0.52)	○ (0.51)	2	4	1	[0.49, 0.55]
	Claude-Opus-4	○ (0.50)	○ (0.51)	✓ (0.51)	–	✓ (0.52)	✓ (0.52)	✓ (0.56)	✓ (0.53)	○ (0.52)	5	2	0	[0.50, 0.56]
	GLM-4-Plus	✗ (0.49)	○ (0.49)	○ (0.49)	✗ (0.48)	–	○ (0.51)	✓ (0.54)	○ (0.52)	○ (0.50)	1	4	2	[0.48, 0.54]
	Baichuan-4	✗ (0.48)	○ (0.49)	○ (0.49)	✗ (0.48)	○ (0.49)	–	✓ (0.54)	○ (0.51)	○ (0.50)	1	4	2	[0.48, 0.54]
	Spark-4	✗ (0.44)	✗ (0.45)	✗ (0.45)	✗ (0.44)	✗ (0.46)	✗ (0.46)	–	✗ (0.47)	✗ (0.45)	0	0	7	[0.44, 0.47]
	LLaMa-4	✗ (0.47)	✗ (0.48)	✗ (0.48)	✗ (0.47)	○ (0.48)	○ (0.49)	✓ (0.53)	–	○ (0.48)	1	2	4	[0.47, 0.53]

Note: Symbol-based Stats excludes the Average column in calculation.

no text-input components were filled ($\tau = 0$), the tests consistently failed; when a single component was filled ($\tau = 1$), the UI pages only passed when c_1 was filled, with scenarios where only c_2 was filled failing — resulting in 50% PPTR; and when both components were filled ($\tau = 2$), the UI pages always passed (100% PPTR).

- The PPTR only increased after filling high-criticality text-input components (i.e., UI pages 21, 22, 25, 26, and 32). For example, there are eight text-input components on UI page 32, and six of them (uniformly higher Ψ_{norm}) must be filled to trigger the PPTR increases, with incremental gains as τ increases.



Summary of Answers to RQ2.2: When there are multiple text-input components on a single UI page, their relative criticality can significantly impact on the PPTR results. Overall, the PPTR increases as the number of filled components increases. Moreover, when users fill text-input components with more critical values first, PPTR increases. In contrast, prioritizing less critical components reduces PPTR.

5.3 Quality Evaluation (RQ3)

This section discusses the quality of the text inputs generated by the different LLMs. It includes an analysis of the consistency between the LLM-generated text inputs and the contexts of the UI pages. We also include an analysis of the quality from a tester’s perspective.

5.3.1 Consistency Evaluation (RQ3.1). Table 8 shows a comparison of the PPTRs and consistency-rate results for the different LLMs. Based on these results, we have the following observations:

- The PPTRs are positively correlated with the consistency rates: Generated text inputs that are more consistent with the UI page contexts have a greater probability of passing through the UI page. Claude-Opus-4 (99.13%), GPT-4o (98.55%), DeepSeek-R1 (97.10%), Grok-3 (96.81%), and GLM-4-Plus (95.65%) had consistency rates that were greater than the average (95.04%). Followed by Baichuan-4 (94.20%), and LLaMa-4 (92.17%). Spark-4 had the worst performance, with the lowest consistency of 86.67%.
- The consistency rates were greater than the corresponding PPTRs, emphasizing that consistent text inputs may still not pass through UI pages (as discussed in Section 5.1.1).


Based on the experimental results and the examples in Figure 8, we identified three reasons why the LLMs may fail to generate consistent text inputs:

- LLMs cannot generate correct text inputs based on the provided contextual information: Our experiments used restrictive prompts (Section 3.2.2), such as:

Please generate valid text input for these components.
 Response format MUST BE: ``json {
 "et_nickname": "generated_value"
 } ``

The “generated_value” term is intended to be a placeholder, to constrain the structural format of outputs from LLMs, without providing any specific contextual information for the UI pages. Despite this, the LLMs may occasionally return “generated_value” as an example text (e.g., Baichuan-4 for Example (a) in Figure 8), thereby failing to produce text inputs that fully align with the precise contextual details provided in the global, component, and adjacent prompts.

- The contextual information provided by the prompt may not meet the requirements. Because only partial details are extracted from the UI pages, some essential contextual elements may be missed, leading to the generation of unsatisfactory text inputs. For instance, in example (a) (Figure 8), the prompt lacks information about the optional languages, causing Claude-Opus-4 to generate Portuguese, which is not included in the candidate list and, thus, results in a failure.
- In some cases, either responses from the LLM could not be obtained (due to external factors), or the text inputs could not be extracted from the LLM’s response. Network connectivity issues were the most common external obstacle preventing the retrieval of LLM responses: Although an API server (Section 3.2.3) was developed to facilitate communication with the LLMs, unstable network connections occasionally resulted in the responses not being received during testing. To address challenges in extracting the text inputs, an iterative extraction method (Section 3.2.3) was implemented: This involved repeatedly querying the LLM – up to a maximum of five attempts. After five unsuccessful attempts, the LLM was deemed incapable of producing the necessary text inputs, as seen in cases such as GLM-4-Plus for Example (c) in Figure 8.

 **Summary of Answers to RQ3.1:** The generated text inputs were consistent with the contextual information on the UI pages. Higher consistency indicated better quality, and increased the probability of enabling passing through the UI pages. The consistency could be affected by the model itself, and by the contextual information: Different LLMs have different text-generation performance – this is due to differences in training data, robustness, and other factors. Incomplete contextual information can also negatively impact the quality.

5.3.2 Testers’ Evaluation (RQ3.2). To elicit the testers’ assessments of the LLM-generated texts, they were prompted with the question: *Do you think the following text inputs are suitable for the UI pages? Please assess their quality.*⁵ Figure 10 presents an analysis of the testers’ evaluations. Based on these results, we have the following observations:

- The Kendall’s W value [48, 66] was 0.92 (close to 1.0), indicating a high level of agreement among the testers.
- The average evaluation score was 3.75, Claude-Opus-4 scored the highest (3.92), followed by DeepSeek-R1 (3.88), GPT-4o (3.82), and Baichuan-4 (3.79) – these four LLMs all scored higher than the average. The four other LLMs – Gork-3, GLM-4-Plus, LLaMa-4, and Spark-4 – all scored less than the average, with scores of 3.73, 3.72, 3.63, and 3.50, respectively.
- Only two LLMs achieved above 50% on the “Strongly Agree” point of the Likert scale: Claude-Opus-4 (53.26%) and DeepSeek (50.61%). When the “Agree” responses are included, then all LLMs scored above the 50% threshold. All the LLMs fell within a narrow range of between

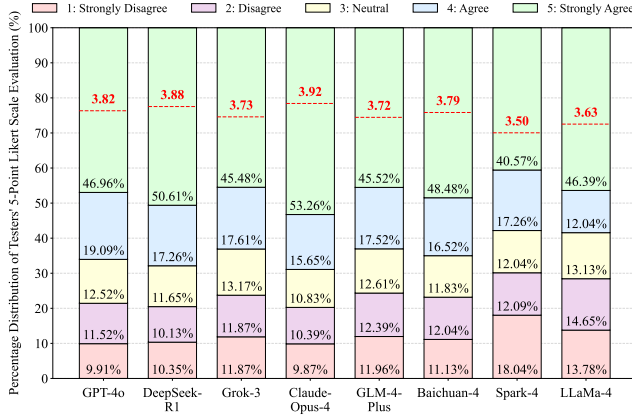


Fig. 10. Percentage distribution of testers' 5-point Likert scale evaluation. (The red bold data and the red dashed lines indicate the average scores for each LLM. The average score was 3.75; and The Kendall's τ value was 0.92.)

10.83% and 13.17% for the “Neutral” point. In contrast, for the Disagree and Strongly Disagree points, Spark-4 recorded the highest score among all LLMs for the “Disagree” and “Strongly Disagree” points, with 12.09% and 18.04%, respectively.

Because the consistency evaluation had a relatively lenient rationale (Section 5.3.1), practical quality concerns were not fully addressed. The testers' expertise in real-world software testing would provide a more practical perspective for quality evaluation. The following examples illustrate this:

- If a text-input component requires a password without any specific constraints, the LLM could generate any string (e.g., “123456”). For consistency, we only verified that the generated string was formatted as a valid password. However, in practical scenarios, testers may also consider password strength: “123456” might receive a lower score than “#aBc1234P@ssw0rd”, for example.
- Another example is the generation of fake text inputs, like the placeholders of URLs, phone numbers, and email addresses. For example, the LLM may generate “http://example.com” as a URL, or “123-456-7890” as a phone number. In the consistency check, we only verified appropriate formatting, not whether or not the entries actually worked. In practical scenarios, however, testers may further consider the usefulness of these fake text inputs: A “123-456-7890” text may not be able to confirm the usability for sending a message or receiving a call, so it might receive a lower rating. Example (b) in Figure 8, for example, shows how all the LLMs generated placeholder email addresses.

The testers' evaluations can provide a more practical perspective on the quality of the generated text inputs. Based on these evaluations, the quality of the LLM-generated text inputs can be improved. We invited three experienced Android testers to modify the LLM-generated text inputs and manually craft the text inputs for 20 randomly selected UI pages. All three testers had experience in industry: Tester 1 (over 15 years); Tester 2 (over five years); and Tester 3 (over three years). Table 9 presents a comparison of the PPTR results for the LLM-generated and the manually-crafted/modified text inputs. Based on these results, we have the following observations:

Table 9. Comparison of Page-Pass-Through Rates (PPTRs) for LLM-Generated and Manually Crafted/Modified Text Inputs.

Method	PPTR	vs. LLM-generated
LLM-generated	60.31%	–
Manually crafted	<i>Tester 1</i>	65.00% ▲ (4.69%) ○ (0.52)
	<i>Tester 2</i>	60.00% ▼ (0.31%) ○ (0.50)
	<i>Tester 3</i>	50.00% ▼ (10.31%) ✖ (0.45)
	Average	58.33% ▼ (1.98%) ○ (0.49)
Manually modified	<i>Tester 1</i>	69.69% ▲ (9.38%) ✓ (0.55)
	<i>Tester 2</i>	68.44% ▲ (8.13%) ✓ (0.54)
	<i>Tester 3</i>	65.94% ▲ (5.63%) ○ (0.53)
	Average	68.02% ▲ (7.71%) ○ (0.54)

Note: The ▼ and ▲ symbols indicate the percentage decrease and increase of PPTR, respectively, when compared with the LLM-generated method.

- Only the senior tester’s (Tester 1, 65% PPTR) manually-crafted text inputs outperformed the LLMs: Testers 2 and 3 had worse PPTRs than the LLMs. The average PPTR for the manually-crafted text inputs (58.33%) was lower than for the LLM-generated text inputs.
- All the manually-modified text inputs had higher PPTRs than the original LLM-generated text inputs, with an average gain of 7.71%. Testers achieved improvements of 9.38% (Tester 1), 8.13% (Tester 2), and 5.63% (Tester 3), respectively. The statistical analyses showed that Testers 1 and 2 significantly improved the effectiveness of the LLM-generated text inputs, but that while Tester 3 also improved the quality; and there was no significant difference.

While the manual crafting achieved results comparable to LLM-generated text inputs (with slight improvements), the LLMs were more efficient in the text-input generation process: Depending on the prompt-construction configuration, the LLMs could generate individual text inputs for verification within a few seconds. In contrast, the manual creation was significantly more time-consuming: The testers reported requiring approximately 30 seconds per text-input component, with additional time needed to understand the app context and the UI requirements for appropriate text-input generation. When there were multiple text-input components, the testers required even more time. Manual modification of the LLM-generated inputs was particularly effective for improving the PPTR scores, especially when done by experienced testers. In the experiments, the three testers mainly performed three types of modifications: (1) Replacing generic placeholders (e.g., changing “example” to “gmail” in email fields); (2) standardizing inconsistent formats (e.g., unifying phone number formats like “(123) 456 789”, “123-456-789”, and “+123456789” to component-specific requirements); and (3) correcting erroneous outputs (e.g., crafting new inputs when the LLMs completely failed to generate usable text).



Summary of Answers to RQ3.2: The scores given by the testers indicate room for improvement in terms of the quality of the LLM-generated text inputs. A hybrid LLM-human workflow is recommended for optimal text-input quality: LLMs can quickly generate individual or batched candidate inputs, which could then either be refined through expert manual modification; or could be processed using traditional approaches, such as Adaptive Random Testing [28] — which dynamically selects high-quality test cases from a batch of candidates — to identify the best candidate(s).

5.4 Practical Significance (RQ4)

This section presents the results of integrating the LLM-generated text inputs into DroidBot [42]. We also provide some insights and advice for using LLMs for Android testing.

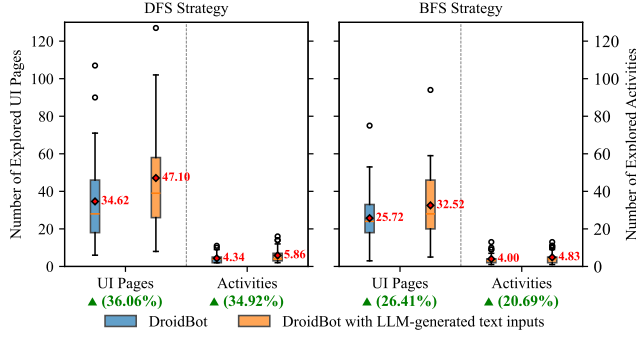


Fig. 11. Comparison of UI-page and activity exploration capabilities for DroidBot and for DroidBot with LLM-generated text inputs, for both DFS and BFS strategies. (The symbol \blacklozenge represents the average numbers; and the \blacktriangle symbols indicate the average percentage increase of DroidBot with the LLM-generated text inputs over the original DroidBot.)

5.4.1 Tool Improvement (RQ4.1). Figure 11 presents a comparison of the UI-page and activity exploration capabilities for DroidBot and for DroidBot with LLM-generated text inputs, for both the DFS and the BFS strategies. Based on these results, we have the following observations:

- For both the DFS and the BFS strategies, DroidBot integrated with LLM-generated text inputs (i.e., LLM-integrated DroidBot) was able to explore significantly more UI pages than the original DroidBot: With the DFS strategy, the LLM-integrated DroidBot explored an average of 47.10 UI pages, a 36.06% increase over the original DroidBot’s 34.62 UI pages. With the BFS strategy, the LLM-integrated DroidBot explored an average of 32.52 UI pages, a 26.41% increase over the original 25.72 UI pages.
- The LLM-integrated DroidBot also showed an advantage in the number of activities explored, for both DFS and BFS strategies: With DFS, the LLM-integrated DroidBot explored an average number of activities that increased from 4.34 to 5.86, representing a 34.92% improvement over the original DroidBot. With BFS, the LLM-integrated DroidBot explored an average number that increased from 4.00 to 4.83, representing a 20.69% improvement over the original version.
- For both UI-page and activity explorations, the LLM-related improvement was greater for DFS (36.06% for UI page, and 34.92% for activity) than for BFS (26.41% for UI page, and 20.69% for activity).

The results showed that integrating LLM-generated text inputs into DroidBot can effectively and significantly enhance the exploration capabilities for Android app UI pages and activities, thereby improving test coverage. The key reason for the improvement lies in overcoming the limitations of the original DroidBot: When encountering text-input components, the original DroidBot typically fills them with predefined strings (e.g., “Hello World”), without reference to the specific context of the UI pages. However, many UI transitions depend on inputting texts that meet specific semantic or format requirements (e.g., a valid email address): Inputting invalid or irrelevant text often fails to trigger UI transitions and prevents the UI-page exploration. LLMs can analyze information from the currently-displayed UI page to understand the required semantics and format. Based on this understanding, these LLM-generated texts are more likely to satisfy the app’s logic, and to trigger valid page transitions: This enables the testing tool to more effectively explore new UI pages and activities that require valid input to be reached.




Summary of Answers to RQ4.1: LLM-generated context-aware text inputs can effectively enhance the UI-page exploration ability when testing Android apps. They are particularly good for deep or complex UI pages dependent on specific text inputs. By addressing the original Droidbot's shortcomings for text-input generation, the LLM-generated text inputs can significantly improve the ability to explore more UI states.

5.4.2 *Testing Insights (RQ4.2).* Based on the observations and the conclusions above, we list the following insights regarding the use of LLMs when testing Android apps.

- **Insight 1: Comprehensive context extraction is essential for prompt construction.** Complete extraction of information related to the AUT can guide a better construction of the prompt for the LLM to generate more effective test cases. In this study, it was found that obtaining only partial (contextual) information, or missing some essential information, may lead to unsatisfactory LLM outputs.
- **Insight 2: Prioritize extracting contextual information over directly using the GUI hierarchy structures for prompt construction.** We compared two prompt-construction rules: one used extracted key contextual information related to the text-input components; and another directly used the entire GUI hierarchy XML structure. While both rules achieved comparable effectiveness in generating text inputs for guiding the app to pass through the currently-displayed UI pages, using the full XML incurred a significant cost due to higher token consumption. Therefore, we strongly recommend the more token-efficient rule of extracting and using key contextual information for prompt construction.
- **Insight 3: Balance testing requirements against budget constraints when selecting an LLM.** The LLMs evaluated in our study all demonstrated strong (valid) text-input generation capabilities, with no significant differences. Therefore, the choice of LLM can be based on factors such as cost (e.g., the price of tokens of different LLMs), latency, and API accessibility.
- **Insight 4: Integrate LLM capabilities with testing techniques.** According to our study, LLMs can rapidly produce batches of candidate text inputs — typically, within a few seconds. Their outputs, however, can benefit from being combined with other methods: (1) LLMs can provide several texts for traditional algorithms (such as Adaptive Random Testing (ART) [28]) to choose high-quality inputs from, reducing the input-generation costs of the traditional testing approaches. (2) LLMs also require the support of the automated testing approach: Our approach used UIAutomator [74] to extract contextual information from UI pages for prompt construction. Finally, we also observed that LLM-generated text inputs sometimes require modification by human testers to achieve better results.
- **Insight 5: Prioritize generating inputs for critical UI components.** Our experiments indicated that identifying and assigning values to these high-impact components could significantly influence the page pass-through success: Assigning appropriate texts to critical text-input components is more likely to trigger new app states.
- **Insight 6: Design and use tailored testing strategies for distinct LLM-based testing scenarios.** While LLMs are trained on ultra-large-scale corpora, their performance can vary considerably across different testing tasks: In our experiments, for example, the LLMs could achieve over 70% success in generating text inputs that enabled the app to pass through the UI pages. In contrast, for the invalid texts, the LLM performance was notably weaker, with an average bug-detection rate of below 20%. LLMs tend to generate commonly-used invalid inputs (e.g., strings with special characters) applicable to any app, but lacking specificity. These inputs often fail to trigger context-specific bugs unique to the AUT's business logic. Therefore, specific testing strategies are needed to guide LLMs for different testing tasks.

For example, Liu et al. [50] designed a mutation rule to generate more targeted and effective invalid inputs for crash detection.

 **Summary of Answers to RQ4.2:** We have presented six insights for Android testing with LLMs. These insights cover prompt design, LLM selection, and the testing process. We hope that these insights will be of benefit to the Android testing community.

5.5 Threats to Validity

This section examines some potential threats to the validity of our study.

The first potential threat to validity concerns the universality and representativeness of the AUTs in the experiments. Although we did not use the same dataset as Liu et al. [48], we did follow their selection process and choose a batch of newer apps that are being actively supported and maintained. All apps were sourced from Google Play¹, which has been widely used in previous Android studies [21, 48]. The apps were not limited to a single category, and represent various functionalities.

The second threat relates to the lack of alternative baselines for comparisons. Although QTypist [48] served as an inspiration for some of our work, we did not include it for comparison for two reasons: (1) it relies on GPT-3, which has been deprecated by OpenAI, preventing us from reproducing its results; and (2) it involves fine-tuning GPT-3, whereas our study evaluates the performance of pre-trained LLMs without any optimization (such as fine-tuning or re-training). We did not compare with other methods because our focus was on evaluating the effectiveness of different LLMs' text-input generation, not contrasting different methodologies. For example, TextExerciser [21] used an iterative approach and feedback from AUTs to enhance the text-input generation process. It can still provide valuable insight for future work: Incorporating AUT-execution results as feedback into LLMs could improve the effectiveness of the subsequently-generated text inputs.

The third threat relates to the LLMs that we selected. Given the rapid speed of LLM updates and deprecations, especially commercial ones, testing all existing LLMs would not be feasible. Furthermore, identifying LLMs that will continue to be usable and supported also presents a challenge. The dynamic nature of LLMs means that many new ones may be proposed, and existing ones may unexpectedly be deprecated. Nevertheless, our work explores the feasibility of using different LLMs for text-input generation tasks, for which we selected eight LLMs known for their text-generation capabilities. Our future work will include using more LLMs to support the text-input generation for Android testing.

The fourth threat relates to our use of testers' evaluations. The evaluators we selected were professional testers and experts, with either extensive practical experience or strong theoretical foundations in software testing. We therefore considered their evaluations to be both meaningful and valuable. The statistical analysis using Kendall's W value indicated that the evaluations by the 20 testers were highly consistent.

6 Related Work

This section examines some related work about automated GUI testing for mobile apps and about LLM usage in software testing.

6.1 Automated GUI Testing for Mobile Apps

Research into automated mobile-app GUI testing includes ways to explore more activities or pages. Automated testing tools can simulate user actions, such as clicking and swiping on UI pages [12, 13, 32, 42, 43, 57, 68, 78, 80]. Many of these methods have used a random testing

approach, triggering UI actions randomly on the GUI. However, such approaches may not properly handle complex operations, including those requiring text inputs with contextual information and constraints, resulting in incomplete UI page exploration. Because text inputs can be regarded as strings, various string-generation methods [6, 7, 22, 36] have used machine-learning-based approaches to ensure that the generated strings are appropriate for the contextual information. Although this may work for some string-generation tasks, it may not suffice for testing mobile apps: Web-sourced inputs [55] and improved string readability [1] could provide some of the needed enhancements. Liu et al. [48] used GPT-3 to generate text inputs based on contextual information in hierarchy files. Liu et al. [49] proposed GPTDroid, enhancing coverage and bug detection with a Q&A framework. Yoon et al. [88] introduced DroidAgent for intent-driven, autonomous testing. Liu et al. [51] advanced this further with VisionDroid, using multimodal LLMs to detect non-crash bugs through GUI text and visual semantics. Huang et al. [25] used inner-app mining and GPT recommendation to generate query-type text inputs for Android apps.

GUI test-case migration [63] is an important part of automated GUI testing. It involves transferring test cases between apps or platforms, addressing challenges such as widget matching and functional similarity [5]. Recent work in this area [24, 54, 71, 92], makes use of machine learning, NLP, and evolutionary testing to enable cross-platform and cross-app migration.

For example, MigratePro [93] enhances test-case migration by synthesizing new executable test cases from multiple migrated versions, significantly improving functional coverage, without manual intervention. Similarly, TRASM [47] proposes adaptive semantic matching strategies to improve GUI event-reuse across semantically similar Android apps. Recent work on UI automation has used LLMs not only for input generation, but also for end-to-end task automation. AutoDroid [79] uses dynamic analysis to inject domain-specific knowledge into LLMs, and to generate high-precision UI action sequences for arbitrary Android tasks, achieving over 70% end-to-end task completion. AxNav [69] explored accessibility testing using natural language, replaying spoken test instructions using LLMs and pixel-level UI understanding: This provides a scalable alternative to manual accessibility testing. This work indicates a shift toward model-centric UI testing workflows, where high-level intents are translated into executable GUI actions.

6.2 LLMs for Software Testing

LLMs can be used to generate text inputs to reduce the manual GUI-analysis costs and the randomness associated with testing tools. They can analyze complex testing tasks and scenarios. Amongst other things in software testing, LLMs have been used for fault localization [10, 34, 83, 96], unit-test generation [8, 38, 72, 73], test-oracle generation [58, 59, 73], test-suite minimization [62], bug analysis [15, 91], and mutation testing [29, 35].

In recent years, the performance of system test-input generation has been widely discussed [2, 46, 48, 70, 84, 87, 89, 97]. Studies [2, 40] have shown that LLMs can guide effective text-input generation for the testing of web apps. LLMs can also be combined with fuzz testing [50] to trigger unexpected behavior and reveal bugs in AUTs. However, there has not yet been any empirical study of the effectiveness of different LLMs generating text inputs for Android GUI testing. Similarly, provision of advice or insights for how testers may best use LLMs for this task is also lacking: This paper attempts to address this gap in the literature.

7 Conclusions and Future Work

This paper has reported on an empirical study investigating the effectiveness of eight state-of-the-art LLMs in text-input generation for Android GUI testing. We used 115 Android apps (with 115 UI pages) from Google Play, and extracted the contextual information for the LLMs to generate text inputs. The experimental results showed that LLMs could generate effective text inputs to guide

the AUTs through the currently-displayed UI pages. We also used 37 real-world bugs related to text inputs to evaluate the bug-detection capabilities of the LLMs. The average bug-detection rate for the eight LLMs was lower than 20%, indicating that only using LLMs to directly generate invalid text inputs for bug detection is not sufficient. We also found that more complete UI contextual information can help LLMs to generate better text inputs. We also evaluated the effectiveness of LLM-generated text inputs for improving an automated Android testing tool. Finally, we have offered six insights for how to use LLMs for Android testing.

Our future work will include further investigation of the following:

- **Extracting complete contextual information for the prompt construction.** The ablation study and quality evaluation revealed that more comprehensive contextual information could enhance the effectiveness of LLMs. In this study, we only extracted some of the context information from the UI pages: Other information — such as the optional lists of ListViews or Spinners, or scrollable lists that allow users to choose from multiple options — could also be extracted and used. In the future, we will explore the extraction and use of such additional contextual information to construct the prompt.
- **Using multimodal information to assist with the Android GUI testing process.** UI pages can be considered a series of images (screenshots), and thus can be used to represent the contextual information of the currently-displayed UI page. They can then be used with certain multimodal LLMs [94] that are designed to work with both text and images. It will be interesting in our future work to combine screenshots with natural language prompts to have multimodal LLMs generate text inputs.
- **Evaluating more LLMs and UI components.** In this study, we explored eight LLMs' ability to generate text inputs for Android GUIs: In the future, we plan to identify and examine other available LLMs. This study focused on text inputs for EditText, AutoCompleteTextView, and MultiAutoCompleteTextView components, which are the most common text-input components in Android GUIs. However, there are other UI components (such as Spinners and ListViews) that also process text by offering users choices among candidate selections: We will explore the use of LLMs to choose the most appropriate (or test-impactful) candidate in such components.
- **Enhancing app-specific invalid-input generation for effective bug detection.** The current LLMs' abilities to generate invalid text inputs that reveal app-specific bugs remain limited (aligned with Insight 6, in Section 5.4.2). We look forward to designing and implementing other methods, and combining them with LLMs, to generate more effective invalid texts in the future.

We believe that the findings of this study will be of interest and beneficial, to the Android quality assurance community. We also look forward to sharing the results of our future work with the community.

Acknowledgment

We would like to thank the various testers from enterprises and research institutions for their participation in our study. This work is supported by the Science and Technology Development Fund of Macau, Macau SAR, under Grant No. 0021/2023/RIA1.

References

- [1] Sheeva Afshan, Phil McMinn, and Mark Stevenson. 2013. Evolving readable string test inputs using a natural language model to reduce human oracle cost. In *Proceedings of the 2013 IEEE International Conference on Software Testing, Verification and Validation*. 352–361.

- [2] Parsa Alian, Noor Nashid, Mobina Shahbandeh, and Ali Mesbah. 2024. Semantic Constraint Inference for Web Form Test Generation. In *Proceedings of the 33rd ACM SIGSOFT International Symposium on Software Testing and Analysis*. 932–944.
- [3] Andrea Arcuri and Lionel C. Briand. 2014. A Hitchhiker’s guide to statistical tests for assessing randomized algorithms in software engineering. *Software Testing, Verification and Reliability* 24, 3 (2014), 219–250.
- [4] Baichuan4-Turbo [n. d.]. <https://platform.baichuan-ai.com/homePage>. 2025.
- [5] Farnaz Behrang and Alessandro Orso. 2019. Test migration between mobile apps with similar functionality. In *Proceedings of the 34th IEEE/ACM International Conference on Automated Software Engineering*. 54–65.
- [6] Taolue Chen, Alejandro Flores-Lamas, Matthew Hague, Zhilei Han, Denghang Hu, Shuanglong Kan, Anthony W. Lin, Philipp Rümmer, and Zhilin Wu. 2022. Solving string constraints with Regex-dependent functions through transducers with priorities and variables. *Proceedings of the ACM on Programming Languages* 6, POPL (2022), 1–31.
- [7] Taolue Chen, Matthew Hague, Jinlong He, Denghang Hu, Anthony Widjaja Lin, Philipp Rümmer, and Zhilin Wu. 2020. A Decision Procedure for Path Feasibility of String Manipulating Programs with Integer Data Type. In *Proceedings of the 18th International Symposium on Automated Technology for Verification and Analysis*. 325–342.
- [8] Yinghao Chen, Zehao Hu, Chen Zhi, Junxiao Han, Shuiguang Deng, and Jianwei Yin. 2024. ChatUniTest: A Framework for LLM-Based Test Generation. In *Proceedings of the 32nd ACM International Conference on the Foundations of Software Engineering*. 572–576.
- [9] Shaunik Roy Choudhary, Alessandra Gorla, and Alessandro Orso. 2015. Automated Test Input Generation for Android: Are We There Yet?. In *Proceedings of the 30th IEEE/ACM International Conference on Automated Software Engineering*. 429–440.
- [10] Agnieszka Ciborowska and Kostadin Damevski. 2022. Fast Changeset-based Bug Localization with BERT. In *Proceedings of the 44th IEEE/ACM 44th International Conference on Software Engineering*. 946–957.
- [11] Riccardo Coppola, Maurizio Morisio, and Marco Torchiano. 2019. Mobile GUI Testing Fragility: A Study on Open-Source Android Applications. *IEEE Transactions on Reliability* 68, 1 (2019), 67–90.
- [12] Luis Cruz and Rui Abreu. 2021. On the Energy Footprint of Mobile Testing Frameworks. *IEEE Transactions on Software Engineering* 47, 10 (2021), 2260–2271.
- [13] Christian Degott, Nataniel P. Borges Jr., and Andreas Zeller. 2019. Learning user interface element interactions. In *Proceedings of the 28th ACM SIGSOFT International Symposium on Software Testing and Analysis*. 296–306.
- [14] Zehang Deng, Wanlun Ma, Qing-Long Han, Wei Zhou, Xiaogang Zhu, Sheng Wen, and Yang Xiang. 2025. Exploring DeepSeek: A Survey on Advances, Applications, Challenges and Future Directions. *IEEE/CAA Journal of Automatica Sinica* 12, 5 (2025), 872–893.
- [15] Sidong Feng and Chunyang Chen. 2024. Prompting is all you need: Automated Android bug replay with large language models. In *Proceedings of the 46th IEEE/ACM International Conference on Software Engineering*. 1–13.
- [16] Yuemeng Gao, Chuanqi Tao, Hongjing Guo, and Jerry Gao. 2022. A Deep Reinforcement Learning-Based Approach for Android GUI Testing. In *Proceedings of the 6th APWeb-WAIM: Asia-Pacific Web (APWeb) and Web-Age Information Management (WAIM) Joint International Conference on Web and Big Data*. 262–276.
- [17] GLM-4-Plus [n. d.]. <https://bigmodel.cn/dev/howuse/llm/glm-4-plus>. 2025.
- [18] Tianxiao Gu, Chengnian Sun, Xiaoxing Ma, Chun Cao, Chang Xu, Yuan Yao, Qirun Zhang, Jian Lu, and Zhendong Su. 2019. Practical GUI Testing of Android Applications Via Model Abstraction and Refinement. In *Proceedings of the 41st International Conference on Software Engineering*. 269–280.
- [19] Daya Guo, Dejian Yang, Haowei Zhang, Junxiao Song, Ruoyu Zhang, Runxin Xu, Qihao Zhu, Shirong Ma, Peiyi Wang, Xiao Bi, et al. 2025. Deepseek-R1: Incentivizing reasoning capability in LLMs via reinforcement learning. *arXiv preprint arXiv:2501.12948* (2025).
- [20] Roman Haas, Daniel Elsner, Elmar Jürgens, Alexander Pretschner, and Sven Apel. 2021. How Can Manual Testing Processes be Optimized? Developer Survey, Optimization Guidelines, and Case Studies. In *Proceedings of the 29th ACM Joint European Software Engineering Conference and Symposium on the Foundations of Software Engineering*. 1281–1291.
- [21] Yuyu He, Lei Zhang, Zheming Yang, Yinzhi Cao, Keke Lian, Shuai Li, Wei Yang, Zhibo Zhang, Min Yang, Yuan Zhang, and Haixin Duan. 2020. TextExerciser: Feedback-driven Text Input Exercising for Android Applications. In *Proceedings of the 41st IEEE Symposium on Security and Privacy*. 1071–1087.
- [22] Lukás Holík, Petr Janku, Anthony W. Lin, Philipp Rümmer, and Tomáš Vojnar. 2018. String constraints with concatenation and transducers solved efficiently. *Proceedings of the ACM on Programming Languages* 2, POPL (2018), 4:1–4:32.
- [23] Xinyi Hou, Yanjie Zhao, Yue Liu, Zhou Yang, Kailong Wang, Li Li, Xiapu Luo, David Lo, John C. Grundy, and Haoyu Wang. 2024. Large Language Models for Software Engineering: A Systematic Literature Review. *ACM Transactions on Software Engineering and Methodology* 33, 8 (2024), 1–79.
- [24] Gang Hu, Linjie Zhu, and Junfeng Yang. 2018. AppFlow: Using machine learning to synthesize robust, reusable UI tests. In *Proceedings of the 26th ACM Joint Meeting on European Software Engineering Conference and Symposium on the*

Foundations of Software Engineering. 269–282.

- [25] Heji Huang, Ju Qian, and Deping Zhang. 2025. Filling query-type text inputs for Android applications via inner-app mining and GPT recommendation. *Science of Computer Programming* 242 (2025), 103266.
- [26] Rubing Huang, Chenhui Cui, Junlong Lian, Dave Towey, Weifeng Sun, and Haibo Chen. 2024. Toward cost-effective adaptive random testing: An approximate nearest neighbor approach. *IEEE Transactions on Software Engineering* 50, 5 (2024), 1182–1214.
- [27] Rubing Huang, Chenhui Cui, Dave Towey, Weifeng Sun, and Junlong Lian. 2023. VPP-ART: An efficient implementation of fixed-size-candidate-set adaptive random testing using vantage point partitioning. *IEEE Transactions on Reliability* 72, 4 (2023), 1632–1647.
- [28] Rubing Huang, Weifeng Sun, Yinyin Xu, Haibo Chen, Dave Towey, and Xin Xia. 2021. A Survey on Adaptive Random Testing. *IEEE Transactions on Software Engineering* 47, 10 (2021), 2052–2083.
- [29] Ali Reza Ibrahimzada, Yang Chen, Ryan Rong, and Reyhaneh Jabbarvand. 2023. Automated Bug Generation in the era of Large Language Models. *arXiv preprint abs/2310.02407* (2023).
- [30] Raisa Islam and Owana Marzia Moushi. 2024. GPT-4o: The cutting-edge advancement in multimodal LLM. *Authorea Preprints* (2024).
- [31] Reyhaneh Jabbarvand, Jun-Wei Lin, and Sam Malek. 2019. Search-based energy testing of Android. In *Proceedings of the 41st International Conference on Software Engineering*. 1119–1130.
- [32] Nataniel P. Borges Jr., Jenny Hotzkow, and Andreas Zeller. 2018. DroidMate-2: A platform for Android test generation. In *Proceedings of the 33rd ACM/IEEE International Conference on Automated Software Engineering*. 916–919.
- [33] Katikapalli Subramanyam Kalyan. 2024. A survey of GPT-3 family large language models including ChatGPT and GPT-4. *Natural Language Processing Journal* 6 (2024), 100048.
- [34] Sungmin Kang, Gabin An, and Shin Yoo. 2024. A Quantitative and Qualitative Evaluation of LLM-Based Explainable Fault Localization. *Proceedings of the ACM on Software Engineering* 1, FSE (2024), 1424–1446.
- [35] Ahmed Khanfir, Renzo Degiovanni, Mike Papadakis, and Yves Le Traon. 2023. Efficient Mutation Testing via Pre-Trained Language Models. *arXiv preprint abs/2301.03543* (2023).
- [36] Adam Kiezun, Vijay Ganesh, Shay Artzi, Philip J. Guo, Pieter Hooimeijer, and Michael D. Ernst. 2012. HAMPI: A solver for word equations over strings, regular expressions, and context-free grammars. *ACM Transactions on Software Engineering and Methodology* 21, 4 (2012), 25:1–25:28.
- [37] Pingfan Kong, Li Li, Jun Gao, Kui Liu, Tegawendé F Bissyandé, and Jacques Klein. 2018. Automated testing of Android apps: A systematic literature review. *IEEE Transactions on Reliability* 68, 1 (2018), 45–66.
- [38] Caroline Lemieux, Jeevana Priya Inala, Shuvendu K. Lahiri, and Siddhartha Sen. 2023. CodaMosa: Escaping Coverage Plateaus in Test Generation with Pre-trained Large Language Models. In *Proceedings of the 45th IEEE/ACM International Conference on Software Engineering*. 919–931.
- [39] Miles Q Li and Benjamin Fung. 2025. Security Concerns for Large Language Models: A Survey. *arXiv preprint abs/2505.18889* (2025).
- [40] Tao Li, Chenhui Cui, Rubing Huang, Dave Towey, and Lei Ma. to be published, 2025. Large Language Models for Automated Web-Form-Test Generation: An Empirical Study. *ACM Transactions on Software Engineering and Methodology* (to be published, 2025).
- [41] Wei Li, Jingjing Xu, Yancheng He, Shengli Yan, Yunfang Wu, and Xu Sun. 2019. Coherent Comments Generation for Chinese Articles with a Graph-to-Sequence Model. In *Proceedings of the 57th Conference of the Association for Computational Linguistics*. 4843–4852.
- [42] Yuanchun Li, Ziyue Yang, Yao Guo, and Xiangqun Chen. 2017. DroidBot: A lightweight UI-guided test input generator for Android. In *Proceedings of the 39th International Conference on Software Engineering*. 23–26.
- [43] Yuanchun Li, Ziyue Yang, Yao Guo, and Xiangqun Chen. 2019. Humanoid: A Deep Learning-Based Approach to Automated Black-box Android App Testing. In *Proceedings of the 34th IEEE/ACM International Conference on Automated Software Engineering*. 1070–1073.
- [44] Chia-Hui Lin, Cheng-Zen Yang, Peng Lu, Tzu-Heng Lin, and Zhi-Jun You. 2018. Exploration Scheduling for Replay Events in GUI Testing on Android Apps. In *Proceedings of the 42nd Annual Computer Software and Applications Conference*. 90–99.
- [45] Junhao Liu, Zhenhao Xu, Yuxin Fang, Yichuan Chen, Zuobin Ying, and Wenhan Chang. 2025. From Thinking to Output: Chain-of-Thought and Text Generation Characteristics in Reasoning Language Models. *arXiv preprint abs/2506.21609* (2025).
- [46] Peng Liu, Xiangyu Zhang, Marco Pistoia, Yunhui Zheng, Manoel Marques, and Lingfei Zeng. 2017. Automatic text input generation for mobile testing. In *Proceedings of the 39th International Conference on Software Engineering*. 643–653.
- [47] Shuqi Liu, Yu Zhou, Tingting Han, and Taolue Chen. 2022. Test reuse based on adaptive semantic matching across Android mobile applications. In *Proceedings of the 2022 IEEE 22nd International Conference on Software Quality, Reliability and Security*. 703–709.

- [48] Zhe Liu, Chunyang Chen, Junjie Wang, Xing Che, Yuekai Huang, Jun Hu, and Qing Wang. 2023. Fill in the Blank: Context-aware Automated Text Input Generation for Mobile GUI Testing. In *Proceedings of the 45th International Conference on Software Engineering*. 1355–1367.
- [49] Zhe Liu, Chunyang Chen, Junjie Wang, Mengzhuo Chen, Boyu Wu, Xing Che, Dandan Wang, and Qing Wang. 2024. Make LLM a testing expert: Bringing human-like interaction to mobile GUI testing via functionality-aware decisions. In *Proceedings of the 46th IEEE/ACM International Conference on Software Engineering*. 1–13.
- [50] Zhe Liu, Chunyang Chen, Junjie Wang, Mengzhuo Chen, Boyu Wu, Zhilin Tian, Yuekai Huang, Jun Hu, and Qing Wang. 2024. Testing the limits: Unusual text inputs generation for mobile app crash detection with large language model. In *Proceedings of the IEEE/ACM 46th International Conference on Software Engineering*. 1–12.
- [51] Zhe Liu, Cheng Li, Chunyang Chen, Junjie Wang, Boyu Wu, Yawen Wang, Jun Hu, and Qing Wang. 2024. Vision-driven automated mobile GUI testing via multimodal large language model. *arXiv preprint abs/2407.03037* (2024).
- [52] LLaMa-4 [n. d.]. <https://ai.meta.com/blog/llama-4-multimodal-intelligence/>. 2025.
- [53] Zhengwei Lv, Chao Peng, Zhao Zhang, Ting Su, Kai Liu, and Ping Yang. 2022. Fastbot2: Reusable Automated Model-based GUI Testing for Android Enhanced by Reinforcement Learning. In *Proceedings of the 37th IEEE/ACM International Conference on Automated Software Engineering*. 135:1–135:5.
- [54] Leonardo Mariani, Mauro Pezzè, Valerio Terragni, and Daniele Zuddas. 2021. An evolutionary approach to adapt tests across mobile apps. In *Proceedings of the 2021 IEEE/ACM International Conference on Automation of Software Test*. 70–79.
- [55] Phil McMinn, Muzammil Shahbaz, and Mark Stevenson. 2012. Search-based test input generation for string data types using the results of web queries. In *Proceedings of the 2012 IEEE International Conference on Software Testing, Verification and Validation*. 141–150.
- [56] Monkey [n. d.]. <https://developer.android.com/studio/test/other-testing-tools/monkey?hl=zh-cn>. 2012.
- [57] Kevin Moran, Michele Tufano, Carlos Bernal-Cárdenas, Mario Linares Vásquez, Gabriele Bavota, Christopher Vendome, Massimiliano Di Penta, and Denys Poshyvanyk. 2018. MDroid+: A mutation testing framework for Android. In *Proceedings of the 40th International Conference on Software Engineering: Companion*. 33–36.
- [58] Noor Nashid, Mifta Sintaha, and Ali Mesbah. 2023. Retrieval-Based Prompt Selection for Code-Related Few-Shot Learning. In *Proceedings of the 45th IEEE/ACM International Conference on Software Engineering*. 2450–2462.
- [59] Pengyu Nie, Rahul Banerjee, Junyi Jessy Li, Raymond J. Mooney, and Milos Gligoric. 2023. Learning Deep Semantics for Test Completion. In *Proceedings of the 45th IEEE/ACM International Conference on Software Engineering*. 2111–2123.
- [60] Number of apps available in leading app stores as of August 2024 and June 2025 [n. d.]. <https://www.statista.com/statistics/276623/number-of-apps-available-in-leading-app-stores>. 2025.
- [61] Yusuke Oda, Hiroyuki Fudaba, Graham Neubig, Hideaki Hata, Sakriani Sakti, Tomoki Toda, and Satoshi Nakamura. 2015. Learning to generate pseudo-code from source code using statistical machine translation. In *Proceedings of the 30th IEEE/ACM International Conference on Automated Software Engineering*. 574–584.
- [62] Rongqi Pan, Taher Ahmed Ghaleb, and Lionel C. Briand. 2024. LTM: Scalable and Black-Box Similarity-Based Test Suite Minimization Based on Language Models. *IEEE Transactions on Software Engineering* 50, 11 (2024), 3053–3070.
- [63] Xue Qin, Hao Zhong, and Xiaoyin Wang. 2019. Testmig: Migrating GUI test cases from iOS to Android. In *Proceedings of the 28th ACM SIGSOFT International Symposium on Software Testing and Analysis*. 284–295.
- [64] Varun Rao, Youran Sun, Mahendra Kumar, Tejas Mutneja, Agastya Mukherjee, and Haizhao Yang. 2025. LLMs Meet Finance: Fine-Tuning Foundation Models for the Open FinLLM Leaderboard. In *Proceedings of the 11th IEEE International Conference on Intelligent Data and Security*. 58–61.
- [65] Zhihong Shao, Minlie Huang, Jiangtao Wen, Wenfei Xu, and Xiaoyan Zhu. 2019. Long and Diverse Text Generation with Planning-based Hierarchical Variational Model. In *Proceedings of the 2019 Conference on Empirical Methods in Natural Language Processing and the 9th International Joint Conference on Natural Language Processing*. 3255–3266.
- [66] Siegel Sidney. 1957. Nonparametric statistics for the behavioral sciences. *The Journal of Nervous and Mental Disease* 125, 3 (1957), 497.
- [67] Spark-4 [n. d.]. <https://xinghuo.xfyun.cn/sparkapi>. 2025.
- [68] Ting Su, Guozhu Meng, Yuting Chen, Ke Wu, Weiming Yang, Yao Yao, Geguang Pu, Yang Liu, and Zhendong Su. 2017. Guided, stochastic model-based GUI testing of Android apps. In *Proceedings of the 2017 11th Joint Meeting on Foundations of Software Engineering*. 245–256.
- [69] Maryam Taeb, Amanda Swearngin, Eldon Schoop, Ruijia Cheng, Yue Jiang, and Jeffrey Nichols. 2024. Axnav: Replaying accessibility tests from natural language. In *Proceedings of the 2024 CHI Conference on Human Factors in Computing Systems*. 1–16.
- [70] Mohammad Reza Taesiri, Finlay Macklon, Yihe Wang, Hengshuo Shen, and Cor-Paul Bezemer. 2022. Large Language Models are Pretty Good Zero-Shot Video Game Bug Detectors. *arXiv preprint abs/2210.02506* (2022).
- [71] Saghar Talebipour, Yixue Zhao, Luka Dojilović, Chenggang Li, and Nenad Medvidović. 2021. UI test migration across mobile platforms. In *Proceedings of the 36th IEEE/ACM International Conference on Automated Software Engineering*.

- 756–767.
- [72] Yutian Tang, Zhijie Liu, Zhichao Zhou, and Xiapu Luo. 2024. ChatGPT vs SBST: A Comparative Assessment of Unit Test Suite Generation. *IEEE Transactions on Software Engineering* 50, 6 (2024), 1340–1359.
 - [73] Michele Tufano, Dawn Drain, Alexey Svyatkovskiy, and Neel Sundaresan. 2022. Generating Accurate Assert Statements for Unit Test Cases using Pretrained Transformers. In *Proceedings of the 3rd IEEE/ACM International Conference on Automation of Software Test*. 54–64.
 - [74] UIAutomator [n. d.]. <https://github.com/xiacong/uiautomator>. 2021.
 - [75] András Vargha and Harold D Delaney. 2000. A critique and improvement of the CL common language effect size statistics of McGraw and Wong. *Journal of Educational and Behavioral Statistics* 25, 2 (2000), 101–132.
 - [76] Chenxu Wang, Tianming Liu, Yanjie Zhao, Minghui Yang, and Haoyu Wang. 2025. LLMdroid: Enhancing Automated Mobile App GUI Testing Coverage with Large Language Model Guidance. In *Proceedings of the ACM SIGSOFT International Symposium on the Foundations of Software Engineering*. 1001–1022.
 - [77] Junjie Wang, Yuchao Huang, Chunyang Chen, Zhe Liu, Song Wang, and Qing Wang. 2024. Software Testing With Large Language Models: Survey, Landscape, and Vision. *IEEE Transactions on Software Engineering* 50, 4 (2024), 911–936.
 - [78] Wenyu Wang, Dengfeng Li, Wei Yang, Yurui Cao, Zhenwen Zhang, Yuetang Deng, and Tao Xie. 2018. An empirical study of Android test generation tools in industrial cases. In *Proceedings of the 33rd ACM/IEEE International Conference on Automated Software Engineering*. 738–748.
 - [79] Hao Wen, Yuanchun Li, Guohong Liu, Shanhuai Zhao, Tao Yu, Toby Jia-Jun Li, Shiqi Jiang, Yunhao Liu, Yaqin Zhang, and Yunxin Liu. 2024. Autodroid: LLM-powered task automation in Android. In *Proceedings of the 30th Annual International Conference on Mobile Computing and Networking*. 543–557.
 - [80] Thomas D. White, Gordon Fraser, and Guy J. Brown. 2019. Improving random GUI testing with image-based widget detection. In *Proceedings of the 28th ACM SIGSOFT International Symposium on Software Testing and Analysis*. 307–317.
 - [81] Frank Wilcoxon. 1945. Individual comparisons by ranking methods. *Biometrics* 1, 6 (1945), 80–83.
 - [82] Tianyong Wu, Xi Deng, Jun Yan, and Jian Zhang. 2019. Analyses for specific defects in Android applications: A survey. *Frontiers of Computer Science* 13 (2019), 1210–1227.
 - [83] Yonghao Wu, Zheng Li, Jie M. Zhang, Mike Papadakis, Mark Harman, and Yong Liu. 2023. Large Language Models in Fault Localisation. *arXiv preprint abs/2308.15276* (2023).
 - [84] Chunqiu Steven Xia, Matteo Paltenghi, Jia Le Tian, Michael Pradel, and Lingming Zhang. 2024. Fuzz4All: Universal Fuzzing with Large Language Models. In *Proceedings of the 46th IEEE/ACM International Conference on Software Engineering*. 126:1–126:13.
 - [85] Tianhan Xu, Ling Chen, Zhe Hu, and Bin Li. 2025. STAF-LLM: A scalable and task-adaptive fine-tuning framework for large language models in medical domain. *Expert Systems with Applications* 281 (2025), 127582.
 - [86] Kexin Yang, Dayiheng Liu, Wenqiang Lei, Baosong Yang, Xiangpeng Wei, Zhengyuan Liu, and Jun Xie. 2023. Fantastic Expressions and Where to Find Them: Chinese Simile Generation with Multiple Constraints. In *Proceedings of the 61st Annual Meeting of the Association for Computational Linguistics*. 468–486.
 - [87] Guixin Ye, Zhanyong Tang, Shin Hwei Tan, Songfang Huang, Dingyi Fang, Xiaoyang Sun, Lizhong Bian, Haibo Wang, and Zheng Wang. 2021. Automated conformance testing for JavaScript engines via deep compiler fuzzing. In *Proceedings of the 42nd ACM SIGPLAN International Conference on Programming Language Design and Implementation*. 435–450.
 - [88] Juyeon Yoon, Robert Feldt, and Shin Yoo. 2024. Intent-driven mobile GUI testing with autonomous large language model agents. In *Proceedings of the 2024 IEEE Conference on Software Testing, Verification and Validation*. 129–139.
 - [89] Cen Zhang, Yaowen Zheng, Mingqiang Bai, Yeting Li, Wei Ma, Xiaofei Xie, Yuekang Li, Limin Sun, and Yang Liu. 2024. How Effective Are They? Exploring Large Language Model Based Fuzz Driver Generation. In *Proceedings of the 33rd ACM SIGSOFT International Symposium on Software Testing and Analysis*. 1223–1235.
 - [90] Qunjun Zhang, Chunrong Fang, Yang Xie, Yaxin Zhang, Yun Yang, Weisong Sun, Shengcheng Yu, and Zhenyu Chen. 2023. A Survey on Large Language Models for Software Engineering. *arXiv preprint abs/2312.15223* (2023).
 - [91] Ting Zhang, Ivana Clairine Irsan, Ferdian Thung, DongGyun Han, David Lo, and Lingxiao Jiang. 2022. iTiger: An automatic issue title generation tool. In *Proceedings of the 30th ACM Joint European Software Engineering Conference and Symposium on the Foundations of Software Engineering*. 1637–1641.
 - [92] Yakun Zhang, Wenjie Zhang, Dezhi Ran, Qihao Zhu, Chengfeng Dou, Dan Hao, Tao Xie, and Lu Zhang. 2024. Learning-based Widget Matching for Migrating GUI Test Cases. In *Proceedings of the 46th IEEE/ACM International Conference on Software Engineering*. 1–13.
 - [93] Yakun Zhang, Qihao Zhu, Jiwei Yan, Chen Liu, Wenjie Zhang, Yifan Zhao, Dan Hao, and Lu Zhang. 2024. Synthesis-Based Enhancement for GUI Test Case Migration. In *Proceedings of the 33rd ACM SIGSOFT International Symposium on Software Testing and Analysis*. 869–881.
 - [94] Wayne Xin Zhao, Kun Zhou, Junyi Li, Tianyi Tang, Xiaolei Wang, Yupeng Hou, Yingqian Min, Beichen Zhang, Junjie Zhang, Zican Dong, Yifan Du, Chen Yang, Yushuo Chen, Zhipeng Chen, Jinhao Jiang, Ruiyang Ren, Yifan Li, Xinyu

- Tang, Zikang Liu, Peiyu Liu, Jian-Yun Nie, and Ji-Rong Wen. 2023. A Survey of Large Language Models. *arXiv preprint* abs/2303.18223 (2023).
- [95] Qihuang Zhong, Liang Ding, Juhua Liu, Bo Du, and Dacheng Tao. 2023. Can ChatGPT Understand Too? A Comparative Study on ChatGPT and Fine-tuned BERT. *arXiv preprint* abs/2302.10198 (2023).
- [96] Ziyue Zhu, Yu Wang, and Yun Li. 2021. TroBo: A Novel Deep Transfer Model for Enhancing Cross-Project Bug Localization. In *Proceedings of the 14th International Conference on Knowledge Science, Engineering and Management*, Vol. 12815. 529–541.
- [97] Daniel Zimmermann and Anne Koziol. 2023. Automating GUI-based Software Testing with GPT-3. In *Proceedings of 16th IEEE International Conference on Software Testing, Verification and Validation*. 62–65.

Appendices

These appendices contains detailed information for the paper “Large Language Models for Mobile GUI Text Input Generation: An Empirical Study”, providing a deeper understanding.

A Details of UI Pages

Table A.1 details the 115 UI pages utilized in our experiments, including: application identifiers (App ID), download counts (Down., current as of April 17, 2025), number of text-input components (d), and UI actions trigger GUI transitions to subsequent pages. Entries marked with ★ denote 20 randomly selected applications that were manually modified and regenerated by three testers. Applications with $d \geq 2$ were employed in the multiple text-input component ablation study.

Table A.1. DETAILS OF UI PAGES.

No.	App ID	Down.	d	UI Actions
1	ai.chat.gpt.bot	10M+	1	Click the button with text “Continue”
2	ai.moises	10M+	1	Click the button with text “Create”
3	ai.photo.enhancer.photoclear	50M+	1	Click the button with text “Send”
4	ai.socialapps.speakmaster	10M+	1	Click the button with coordinate
5	app.hallow.android	5M+	2	Click the button with text “Save”
6	app.kids360.kid	1M+	1	Click the button with text “Connect”
7	app.zyng.app	1M+	1	Click the button with text “Continue”
8	audioeditor.musiceditor.soundeditor.songeditor	10M+	1	Type an “Enter” key
9	bible.offline.kingjames.holy.kjv.bible.daily.verse	1M+	1	Click the button with coordinate
10	co.fable.fable	500K+	2	Click the button with text “Done”
11	com.BabyName.start (★)	1M+	3	Click the button with coordinate
12	com.aiphone.secondphonenummer	100K+	4	Click the button with text “Save”
13	com.applabstudios.ai.mail.homescreen.inbox (★)	1M+	5	Click the button with coordinate
14	com.aspiro.tidal	10M+	1	Type an “Enter” key
15	com.beint.zangi	10M+	2	Click the button with text “Continue”
16	com.brandingbrand.reactnative.and.bjs	1M+	1	Type an “Enter” key
17	com.cars.android	10M+	5	Type an “Enter” key
18	com.chewy.android	10M+	1	Click the button with coordinate
19	com.citymapper.app.release	10M+	1	Click the button with coordinate
20	com.colt (★)	5M+	1	Click the button with coordinate
21	com.contorra.golfpad	5M+	2	Click the button with text “Done”
22	com.deepstash (★)	1M+	1	Click the button with coordinate
23	com.duolingo	500M+	2	Click the button with text “登录”
24	com.economist.lamarr (★)	1M+	1	Click the button with coordinate
25	com.education.android.h.intelligence	50M+	1	Click the button with text “Save”
26	com.family.locator.find.my.kids	5M+	1	Click the button with text “Submit”
27	com.fandango	10M+	1	Type an “Enter” key
28	com.fly.hong.pdfreader	1M+	1	Click the button with coordinate
29	com.forecasts.noaa.live.weather	100K+	1	Click the button with coordinate
30	com.foxnews.android	10M+	1	Click the button with coordinate
31	com.frame.me.photoeditor.collagemaker.effects (★)	10M+	1	Click the button with coordinate
32	com.gametime.gametime	5M+	1	Click the button with coordinate
33	com.getyourguide.android	10M+	5	Click the button with text “Save”
34	com.goeuro.rosie	10M+	1	Click the button with coordinate
35	com.golftripgenius.android.leaguegenius (★)	500K+	1	Click the button with text “SIGN IN”
36	com.gowish.app	1M+	4	Click the button with text “ADD WISH”
37	com.greyhound.mobile.consumer	1M+	1	Click the button with coordinate
38	com.hellofresh.androidapp	10M+	1	Click the button with text “Continue”
39	com.hometogo	1M+	1	Click the button with coordinate
40	com.hoopladigital.android (★)	5M+	1	Click the button with text “Next”
41	com.ibragunduz.applockpro	100M+	1	Click the button with coordinate
42	com.immediasemi.android.blink	10M+	1	Click the button with text “Next”
43	com.isharing.isharing	10M+	1	Click the button with text “Save”
44	com.jeyluta.timestampcamerafree	50M+	1	Click the button with text “Save”
45	com.kajda.fuelio	5M+	5	Click the button with text “Start date”
46	com.kroger.mobile	10M+	1	Click the button with coordinate
47	com.kw.literie (★)	500K+	1	Type an “Enter” key
48	com.learnpaladin	50K+	1	Click the button with text “SAVE”
49	com.limebike (★)	10M+	1	Click the button with text “Next”
50	com.michaels.michaelsstores	5M+	1	Type an “Enter” key

Table A.1 (Continued on next page)

No.	App ID	Down.	<i>d</i>	UI Actions
51	com.mobile.bizo.inpainting.clothes	1M+	1	Click the button with text "OK"
52	com.mobillium.airalo	5M+	1	Click the button with coordinate
53	com.muscore.playerlite (★)	5M+	1	Type an "Enter" key
54	com.musicplayer.playermusic	50M+	1	Click the button with text "Done"
55	com.mxtech.videoplayer.ad	1B+	1	Click the button with text "Create"
56	com.myfitnesspal.android	100M+	2	Click the button with text "CHANGE PASSWORD"
57	com.mysugr.android.companion	5M+	1	Click the button with text "Next"
58	com.naraorganics.nara	100K+	3	Click the button with text "Create Account"
59	com.nihaojewelry.nihao	1M+	8	Click the button with coordinate
60	com.novanews.localnews.en	5M+	1	Click the button with text "Post"
61	com.nytimes.android	10M+	1	Type an "Enter" key
62	com.okta.android.auth	10M+	2	Click the button with text "Add Account"
63	com.olo.ihop	1M+	1	Type an "Enter" key
64	com.omronhealthcare.omronconnect	1M+	3	Click the button with text "ADD"
65	com.onwaterapp	50K+	1	Click the button with coordinate
66	com.opentable (★)	10M+	1	Click the button with text "Continue"
67	com.peerspace.app	50K+	4	Click the button with text "Save"
68	com.podbean.app.podcast	10M+	1	Click the button with text "Save"
69	com.punicapp.whoosh	10M+	1	Click the button with text "Get code"
70	com.qianfan.aihomework	10M+	1	Click the button with coordinate
71	com.qvon.novellair	100K+	1	Type an "Enter" key
72	com.radio.pocketfm	100M+	1	Type an "Enter" key
73	com.redfin.android	5M+	2	Click the button with text "UPDATE"
74	com.rent	1M+	1	Type an "Enter" key
75	com.rnovel.android.app	1M+	1	Click the button with text "Done"
76	com.roomthermometer.interior	1M+	1	Type an "Enter" key
77	com.scribd.app.reader0 (★)	10M+	1	Type an "Enter" key
78	com.servicemagic.consumer	5M+	1	Click the button with text "Next"
79	com.shazam.android	500M+	1	Type an "Enter" key
80	com.shiftsmart.workerapp	1M+	1	Click the button with text "Continue"
81	com.shopify.arrive	10M+	3	Click the button with coordinate
82	com.shopify.mobile	10M+	3	Click the button with coordinate
83	com.sillens.shapeupclub	10M+	1	Click the button with coordinate
84	com.skool.skoolcommunities	1M+	4	Type an "Enter" key
85	com.smule.singandroid	100M+	1	Type an "Enter" key
86	com.snowcorp.stickerly.android	100M+	1	Type an "Enter" key
87	com.spotify.music	1B+	2	Click the button with text "Save"
88	com.sunrun.customerapp	100K+	1	Click the button with text "Next"
89	com.teamreach.app (★)	1M+	2	Click the button with text "Create"
90	com.thanx.nothingbundtcakes	100K+	3	Click the button with text "Next"
91	com.thedyrt.wayfinder	1M+	3	Click the button with text "Next"
92	com.thumbtack.consumer	5M+	2	Type an "Enter" key
93	com.tickpickllc.ceobrien.tickpick (★)	1M+	1	Click the button with text "Save & Continue"
94	com.touchtunes.android	5M+	1	Type an "Enter" key
95	com.trubeacon.scooters_mobile_android (★)	500K+	1	Type an "Enter" key
96	com.ultimateguitar.tabs (★)	10M+	1	Type an "Enter" key
97	com.virtual.video.i18n	1M+	1	Click the button with text "Confirm"
98	com.vkontakte.android	100M+	1	Click the button with text "Continue"
99	com.wendys.nutritiontool	10M+	1	Click the button with coordinate
100	com.wizards.winter_orb (★)	1M+	1	Type an "Enter" key
101	com.wonder	10M+	1	Click the button with text "OK"
102	com.wondershare.famisafe	5M+	1	Click the button with text "Next"
103	com.xogrp.planner	1M+	4	Click the button with text "Save"
104	com.yelp.android.biz (★)	1M+	2	Click the button with text "SAVE"
105	com.zennioptical.app	1M+	1	Type an "Enter" key
106	com.zillow.android.zillowmap	50M+	1	Type an "Enter" key
107	heartratemonitor.heartrate.pulse.pulseapp	10M+	3	Click the button with text "Save"
108	net.wordbit.enes	5M+	1	Click the button with coordinate
109	notes.notepad.checklist.calendar.todolist.notebook	10M+	2	Click the button with coordinate
110	org.peopleready.jobstack	100K+	2	Click the button with coordinate
111	org.wikipedia (★)	50M+	1	Type an "Enter" key
112	sanity.podcast.freak	1M+	1	Type an "Enter" key
113	tunein.player	100M+	1	Click the button with text "SAVE"
114	tv.telepathic.hooked	10M+	1	Click the button with coordinate
115	us.mitene	10M+	2	Click the button with text "DONE"
Total Text-input Component Number			183	

B Details of Bugs

Table B.1 presents the 37 buggy UI pages, including their app name, bug description, bug category, and the corresponding issue report links.

Table B.1. A Comprehensive Overview of Bugs.

No.	App Name	Bug Description	Category	Issue Report Link
1	Unser Hörsaal	The application crashes when the input field is empty.	Empty Char	https://github.com/ASE-Projekte-WS-2021/ase-ws-21-unser-horsaal/issues/239
2	Debitum	The application crashes when editing transactions with an amount over 999 or creating return transactions.	Constraint	https://github.com/Marmo/debitum/issues/86
3	Moze	A phone number starting with '0' causes an issue.	Specific Input	https://github.com/google/mozc/issues/375
4	Mozc	Entering a single Japanese character may cause an issue.	Specific Input	https://github.com/google/mozc/issues/376
5	NewPipe	The application fails to retrieve suggestions for very long search terms (≥ 100 characters).	Constraint	https://github.com/TeamNewPipe/NewPipe/issues/5588
6	SORMAS	Entering non-numeric characters in the dosage field causes an error.	Constraint	https://github.com/hzi-braunschweig/SORMAS-Project/issues/6994
7	Lab1-Calc	The application crashes when invalid input is provided (non-numeric characters).	Special Char	https://github.com/Krow10/Lab1-Calc/issues/7
8	AppManager	Inputting "WRITE_SETTINGS" triggers an issue.	Specific Input	https://github.com/MuntashirAkon/AppManager/issues/504
9	AnySoftKeyboard	Inputting "." (contains) causes the application to crash.	Special Char	https://github.com/AnySoftKeyboard/AnySoftKeyboard/issues/2785
10	KISS	An issue arises when any letter after 'a' (uppercase or lowercase) is typed.	Constraint	https://github.com/Neamar/KISS/issues/1687
11	KISS	The input contains any letter other than 'a' (uppercase or lowercase) or any special symbols (%&€^;ü~©™€\$ -~¶\$×, excluding accented letters and common punctuation) will trigger the bug.	Special Char	https://github.com/Neamar/KISS/issues/1687
12	FlorisBpard	Input starting with a lowercase 'a' triggers a placeholder issue.	Specific Input	https://github.com/florisboard/florisboard/issues/2041
13	FlorisBpard	Entering a "0" automatically adds two zeros.	Specific Input	https://github.com/florisboard/florisboard/issues/2041
14	wallabag	The application crashes when a double-quote character (") is entered in the search box.	Special Char	https://github.com/wallabag/android-app/issues/1125
15	libgdx	If the input string is just "[", the BitmapFont markup causes a crash.	Specific Input	https://github.com/libgdx/libgdx/issues/2886
16	Kontalk	A URL starting with "http://" transforms into an emoji.	Specific Input	https://github.com/kontalk/androidclient/issues/1082
17	SASAbus	The application crashes when the departure text view is empty.	Empty Char	https://github.com/SASAbus/SASAbus/issues/17
18	Masked-Edittext	If non-digit symbols are entered, the EditText removes mask characters and then crashes.	Special Char	https://github.com/pinball83/Masked-Edittext/issues/7
19	riot	Entering the text "test" without pressing Enter causes an issue.	Specific Input	https://github.com/vector-im/riot-android/issues/634
20	Anecdote	Entering an empty URL in the website URL field causes an issue.	Empty Char	https://github.com/HugoGresse/Anecdote/issues/27
21	Anecdote	Entering a malformed URL in the website URL field leads to an issue.	Constraint	https://github.com/HugoGresse/Anecdote/issues/27
22	Landfill-Forms	Inputting a number starting with "." (e.g., ".67") for atmospheric or methane fields causes the application to become unresponsive and crash.	Specific Input	https://github.com/grantkang/Landfill-Forms/issues/21
23	nextcloud notes	An empty two-digit numbered list item (e.g., "10.") crashes the application.	Specific Input	https://github.com/stefan-niedermann/nextcloud-notes/issues/668
24	nextcloud notes	The application crashes after entering a long text in a lazy-loading UI component.	Constraint	https://github.com/stefan-niedermann/nextcloud-notes/issues/267
25	MinTone	Clicking "Set Frequency" with an empty text field causes the application to crash.	Empty Char	https://github.com/dgets/MinTone/issues/22

Table B.1 (Continued on next page)

No.	App Name	Bug Description	Category	Issue Report Link
26	k9mail	An invalid recipient address leads to a crash.	Constraint	https://github.com/k9mail/k-9/issues/5991
27	CommuniDog	Clicking the Login button without entering any input crashes the app.	Empty Char	https://github.com/IdoSagiv/CommuniDog/issues/103
28	WiseTrack	Entering a single space into the search bar causes an issue.	Special Char	https://github.com/CMPUT301W21T12/WiseTrack/issues/104
29	Sora-editor	Ensuring that the input spans more than one line causes an issue.	Constraint	https://github.com/Rosemoe/sora-editor/issues/168
30	Health Log	Leaving the "Enter Hospital ID" EditText empty causes an issue.	Empty Char	https://github.com/Technical-Hackers/Health-Log/issues/35
31	Interval Timer	If the entered time is not between 0 and 60, an exception popup is displayed.	Constraint	https://github.com/SecUSo/privacy-friendly-interval-timer/issues/33
32	Revolution IRC	A standalone "#" character is not allowed.	Special Char	https://github.com/MCMrARM/revolution-irc/issues/201
33	Organic Maps	Updating a field name with prohibited characters hide the red error message.	Special Char	https://github.com/organicmaps/organicmaps/issues/4343
34	Activity Diary	Empty character input is not allowed.	Empty Char	https://github.com/ramack/ActivityDiary/issues/285
35	Eventyay Attendee App	Multi-line input is not allowed.	Constraint	https://github.com/fossasia/open-event-t-attendee-android/issues/2621
36	Eventyay Attendee App	Invalid email addresses can be entered without restriction.	Constraint	https://github.com/fossasia/open-event-t-attendee-android/issues/865
37	Eventyay Organizer App	The application crashes when the password and confirm password fields do not match.	Constraint	https://github.com/fossasia/open-event-t-organizer-android/issues/1971

C Details of Apps for Tool Improvement Experiment

Table C.1 presents the 30 apps used in the tool-improvement experiments, including application identifiers (App ID) and download counts (current as of July 22, 2025).

Table C.1. A Comprehensive Overview of Apps Used in Tool Improvement Experiments.

No	App ID	Down.	No	App ID	Down.
1	com.abaenglish.videoclass	10M+	16	com.kimcy929.secretvideorecorder	10M+
2	com.ada.app	10M+	17	com.mi.health	5M+
3	com.amazon.cosmos	100K+	18	com.originatorkids.EndlessAlphabet	1M+
4	com.apple.android.music	100M+	19	com.p1.mobile.putong	5M+
5	com.barnesandnoble.app	500K+	20	com.qooapp.qoohelper	1M+
6	com.bk.pt	1M+	21	com.ss.android.article.news	1M+
7	com.brother.ph.brcamera	50K+	22	com.teamsnap.teamsnap	5M+
8	com.disney.datg.videoplatforms.android.abc	100M+	23	com.telangana.twallet	1M+
9	com.eg.android.AlipayGphone	10M+	24	com.valvesoftware.android.steam.community	100M+
10	com.github.kr328.clash.foss	10K+	25	com.zillow.android.zillowmap	50M+
11	com.google.android.apps.translate	1B+	26	enterprises.dating.booo	10M+
12	com.huawei.maps.app	100M+	27	org.quantumbadger.redreader	100K+
13	com.iconology.comics	10M+	28	pi.browser	10M+
14	com.iloen.melon	50M+	29	tv.danmaku.bili	1M+
15	com.iqiyi.i18n	100M+	30	uk.co.bbc.bbc_plus	10K+

Received 10 September 2025