







Dark Matter Mounds: towards a realistic description of dark matter overdensities around black holes

Gianfranco Bertone ¹, A. Renske A. C. Wierda ^{1,2}, Daniele Gaggero ³,
Bradley J. Kavanagh ⁴, Marta Volonteri ^{1,5} and Naoki Yoshida ^{6,7}

¹*Gravitation Astroparticle Physics Amsterdam (GRAPPA),
University of Amsterdam, Amsterdam, 1098 XH, Netherlands*

²*Department of Physics, KTH Royal Institute of Technology,
The Oskar Klein Centre, AlbaNova, SE-106 91 Stockholm, Sweden*

³*INFN Sezione di Pisa, Polo Fibonacci, Largo B. Pontecorvo 3, 56127 Pisa, Italy*

⁴*Instituto de Física de Cantabria (IFCA, UC-CSIC),
Avenida de Los Castros s/n, 39005 Santander, Spain*

⁵*Institut d’Astrophysique de Paris, Sorbonne Université,
CNRS, UMR 7095, 98 bis bd Arago, 75014 Paris, France*

⁶*Department of Physics, The University of Tokyo, 7-3-1 Hongo, Bunkyo, Tokyo 113-0033, Japan*

⁷*Kavli Institute for the Physics and Mathematics of the Universe (WPI),
UT Institute for Advanced Study, The University of Tokyo, Kashiwa, Chiba 277-8583, Japan*

Dark matter overdensities around black holes can be searched for by looking at the characteristic imprint they leave on the gravitational waveform of binary black hole mergers. Current theoretical predictions of the density profile of dark matter overdensities are based on highly idealised formation scenarios, in which black holes are assumed to grow adiabatically from an infinitesimal seed to their final mass, compressing dark matter cusps at the center of galactic halos into very dense ‘spikes’. These scenarios were suitable for dark matter indirect detection studies, since annihilating dark matter cannot reach very high densities, but they fail to capture the dark matter distribution in the innermost regions where the gravitational wave signal is produced. We present here a more realistic formation scenario where black holes form from the collapse of supermassive stars, and follow the evolution of the dark matter density as the supermassive star grows and collapses to a black hole. We show that in this case dark matter forms shallower ‘mounds’, instead of ‘spikes’, on scales comparable with the size of the supermassive stars originating them. We discuss the implications for the detectability of these systems.

Introduction. The nature of Dark Matter (DM) remains one of the greatest unsolved mysteries of cosmology and particle physics [1–3]. If DM is made of cold and collisionless particles then its density around Black Holes (BHs) will inevitably be higher than on average in the Universe, and possibly much higher. The presence of dense DM “spikes” around BHs [4] would modify the dynamics of BH binaries, and induce a potentially detectable dephasing in the gravitational waveforms of extreme- and intermediate-mass ratio inspirals (EMRIs and IMRIs, respectively) [5–16]. If current and future GW observatories detect such a dephasing, it will be possible to reconstruct information about the density of the spike [17–19], to distinguish from other environmental effects [20], and to use this information to distinguish between different DM models [21]. BH environments are therefore extremely promising probes of both the presence and nature of DM [22]. Whether such gravitational wave (GW) signatures are observable depends crucially on the abundance and properties of DM spikes in our Universe. DM spikes around supermassive BHs at the centers of galaxies [4] might be significantly disrupted by mergers with other BHs of comparable mass, and might be depleted by interactions with dense stellar cusps [23–25]. Large DM overdensities are instead likely to persist around BHs that do not experience major BH-BH merg-

ers, as well as around intermediate-mass BHs [26] and primordial BHs [27–29].

Black Hole formation. Previous studies have assumed that DM spikes form when a BH grows adiabatically in mass from an infinitesimally small seed, following the prescription of Gondolo & Silk [4] (hereafter GS). This approximation was suitable for the specific case of self-annihilating dark matter studied in that paper, since the physics of black hole formation and growth happens on scales smaller than the so-called annihilation plateau, a core of approximately constant density produced by DM annihilation [26]. But it fails to capture the time evolution of the density profiles of generic non-annihilating candidates in the innermost regions where detectable GWs may be produced.

The formation of massive astrophysical BHs is still poorly understood [30], but in many astrophysical scenarios they form from the collapse of stellar objects, be they Pop III [31]; very massive stars [32]; or supermassive stars [33–35]. In the case of Pop III stellar collapse, the location of the stars may not coincide with the center of the DM halo except perhaps for PopIII.1 [36], while in the case of very massive stars generated by stellar collisions, the presence of other stars orbiting around the center can affect the ability of DM to attain high densities [25]. Instead, the BH likely forms at the center of the DM halo

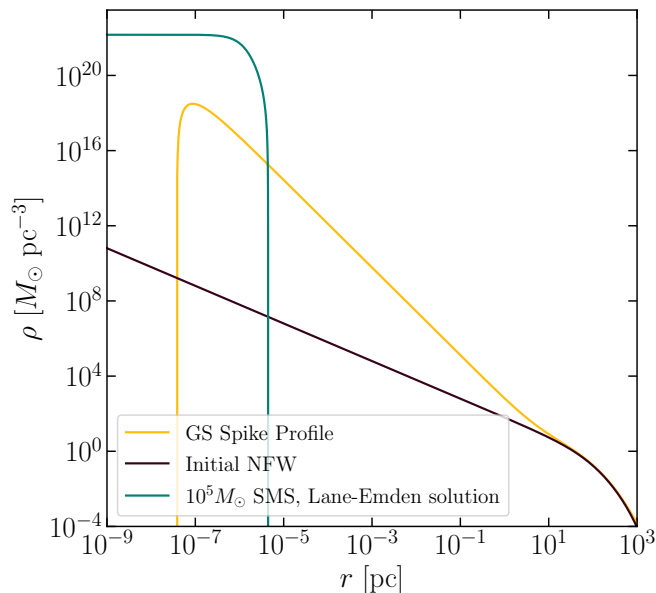


FIG. 1. Density profile of a $10^5 M_\odot$ polytropic Supermassive Star (SMS) with polytropic index $n = 3$, compared to the density profile of the dark matter halo hosting it, with virial mass $M_{\text{vir}} = 10^7 M_\odot$ and concentration $c = 3$ at redshift $z_f = 15$. The yellow line corresponds to the spike solution of Ref. [4].

in direct collapse black hole scenarios, where supermassive star formation is mediated by extreme dissociating radiation and the cloud collapses spherically, e.g. [37, 38].

Dark matter Mounds. In this letter, we present the first self-consistent description of the formation of a DM overdensity around an astrophysical BH. Instead of the adiabatic growth of an infinitesimal mass seed, we follow here the evolution of the DM distribution in three phases: i) adiabatic growth of a (super)massive stellar object at the centre of a DM halo; ii) instantaneous collapse of the (super)massive star to a BH; and iii) adiabatic growth of the BH from the initial seed to its final mass. We demonstrate here that this process leads to a DM overdensity which is time-dependent and shallower than DM spikes, which we generically refer to as DM ‘Mounds’. While this result has important consequences for DM-induced dephasing of GW signals, it also places such calculations on a more realistic footing and opens the way for population-level studies of DM spikes.

Supermassive star formation. We assume a set of fiducial values for the parameters describing the supermassive star (SMS) and DM density profile, which are motivated by the results of recent cosmological simulations of radiation-driven direct-collapse BH formation [39]. Our formalism can be easily generalised to other scenarios, as long as the SMS forms at the center of the DM halo. We consider in particular an SMS with mass $M_{\text{SMS}} = 10^5 M_\odot$, with central density $\rho_c = 1$

g cm^{-3} [34]. The interior of an SMS is supported by radiation pressure, and while detailed calculations of stellar evolution show that an accreting SMS has a core-envelope structure with a bloated, high-entropy atmosphere [34, 40], the core structure is well approximated by an $n = 3$ polytrope.

The formation timescale for a $10^5 M_\odot$ SMS growing at a rate $\dot{M} = 0.1 M_\odot \text{yr}^{-1}$ is $t_{\text{growth}} = M/\dot{M} = 10^6$ years. This is longer than the typical dynamical timescale at the radius of the SMS, $t_{\text{dyn}} = \sqrt{(3\pi)/(32G\bar{\rho})} \sim 10^3$ years (see Fig. 1). The timescale for hydrodynamical processes is even shorter, meaning that the SMS is expected to maintain its core-envelope structure during accretion. The growth timescale of 10^6 years is then longer than any other relevant dynamical timescales.

Initial DM profile. We assume that the SMS forms at the center of a DM halo with virial mass $M_{\text{vir}} = 10^7 M_\odot$ at redshift $z_f = 15$. The DM density profile before SMS formation is described by a Navarro-Frenk-White (NFW) profile [41]. The concentration $c(M_{\text{vir}}, z)$ of the NFW profile is derived from a semi-analytic model based on an extended Press-Schechter theory for the halo mass accretion history, and calibrated with numerical simulations [42]. For our fiducial values of the virial mass and redshift described above, $c = 3$. Under these approximations, the matter distribution in the initial system is completely described. We show in Fig. 1 the density profile of the SMS and of the dark matter profile hosting it. We also show for comparison the GS spike profile which would result from the adiabatic growth of a $10^5 M_\odot$ black hole at the centre of the halo.

Adiabatic growth. In order to compute the dark matter density after SMS formation, we need to generalise the GS spike formation formalism. Assuming spherical symmetry, the angular momentum L and the radial action $I(\mathcal{E}, L)$ are adiabatic invariants. We denote with \mathcal{E} the relative energy per unit mass $\mathcal{E} = \Psi(r) - v^2/2$, where $\Psi(r) = \phi_0 - \phi(r)$ is the positive-definite relative gravitational potential, so that all particles with $\mathcal{E} > 0$ are on bound orbits. We can write the radial action as

$$I(\mathcal{E}, L) = \frac{1}{\pi} \int_{r_{\text{min}}}^{r_{\text{max}}} dr v_r(r, \mathcal{E}, L), \quad (1)$$

where the radial speed is given by

$$v_r = \sqrt{2\Psi(r) - 2\mathcal{E} - \frac{L^2}{r^2}}, \quad (2)$$

and where r_{min} and r_{max} are the pericentre and apocentre of the orbit, given by the solutions to $v_r = 0$.

The phase space distribution of DM particles is described by the distribution function $f(\mathcal{E}, L)$, which is conserved under adiabatic changes of the gravitational potential: $f_f(\mathcal{E}_f, L) = f_i(\mathcal{E}_i, L)$. The initial distribution function is evaluated following the Eddington inversion procedure, assuming a spherically symmetric and

isotropic NFW halo [43, 44]. The initial and final energies of particles are related through conservation of the radial action. The initial and final radial actions are evaluated on a grid of (\mathcal{E}_i, L) and (\mathcal{E}_f, L) ; in the initial configuration we fix $\Psi(r)$ equal to the potential of the NFW profile, while in the final configuration we also include the contribution of the SMS, computed numerically. Given the conservation of I and L under adiabatic conditions, we determine \mathcal{E}_i by finding, through interpolation, the value which satisfies $I_i(\mathcal{E}_i, L) = I_f(\mathcal{E}_f, L)$ for each \mathcal{E}_f and L . With this, we can evaluate $f_f(\mathcal{E}_f, L)$ and thus reconstruct the final density after adiabatic growth of the star as:

$$\rho_f(r) = \frac{4\pi}{r^2} \int_0^{\mathcal{E}_f^{\max}} d\mathcal{E}_f \int_0^{L_f^{\max}} dL_f \frac{L_f}{v_r} f_f(\mathcal{E}_f, L_f). \quad (3)$$

The maximum angular momentum is given by $L_f^{\max} = \sqrt{2r^2(\Psi(r) - \mathcal{E}_f)}$ and the maximum energy is given implicitly by $\mathcal{E}_f^{\max} = \Psi(r)$.

Collapse. The accreting supermassive star collapses to a BH after about 10^5 year. The exact timing of the gravitational collapse depends on the gas mass accretion rate [40, 45], but it occurs roughly near the end of the hydrogen burning phase. After the onset of implosion, either after hydrogen exhaustion or when triggered by general relativistic instability, the star contracts and collapses very rapidly. The sudden change in gravitational potential modifies the orbits of individual dark matter particles. The angular momentum of the initial and final orbits will be the same, but the final energy \mathcal{E}_f is related to the initial energy \mathcal{E}_i as $\mathcal{E}_f = \mathcal{E}_i + \Delta\Psi(r)$, where $\Delta\Psi$ is the difference between the final potential due to the BH ($m_{\text{BH}} = 10^5 M_\odot$) and the initial potential due to the supermassive star.

Following Ref. [23], for an orbit specified by energy \mathcal{E} and angular momentum L , the probability of finding after collapse the particle at a radius r is given by:

$$P(r|\mathcal{E}, L) dr = \frac{2}{T(\mathcal{E}, L)} \frac{1}{v_r(r, \mathcal{E}, L)} dr, \quad (4)$$

where $T(\mathcal{E}, L) = 2 \int_{r_{\min}}^{r_{\max}} v_r^{-1} dr$ is the period of the orbit. Ref. [23] computed the final density profile in the case of initially circular orbits, whereas we are interested here in the more complex case of an initial DM distribution arising from the adiabatic contraction of an initial NFW profile following the SMS growth. To obtain the final density profile, we thus need to integrate the probability in Eq. (4) over the appropriate initial distribution function:

$$\rho_f(r) = \frac{1}{4\pi r^2} \int d^3\mathbf{r}_i d^3\mathbf{v}_i \frac{2f_i(\mathcal{E}_i, L)}{T(\mathcal{E}_f, L) v_r(r, \mathcal{E}_f, L)}, \quad (5)$$

where we recall that $\mathcal{E}_f = \mathcal{E}_i + \Delta\Psi(r_i)$. As appropriate, this equation reduces to Eq. (11) in Ref. [23], in the special case of circular orbits. Changing variables from \mathbf{v}_i

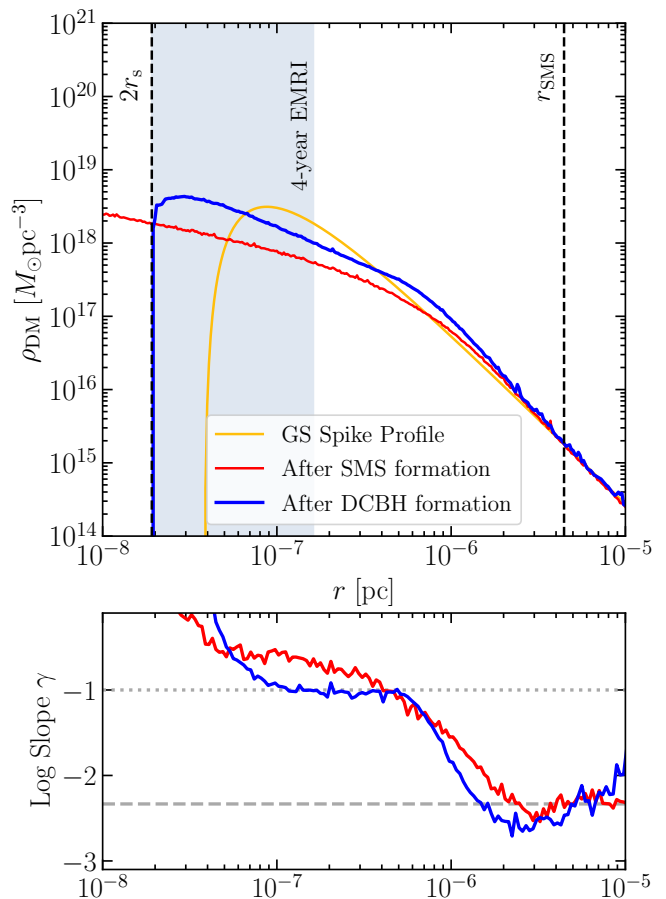


FIG. 2. *Top panel:* Density profile of dark matter after the formation of the supermassive star (red), and after the collapse to a black hole (blue). For comparison, we show the spike solution of Ref. [4] (yellow). The vertical lines denote the cutoff radii $2r_s$, the separation of the EMRI binary 4 years before merger, and the radius of the SMS. *Bottom panel:* Logarithmic slope of the profiles. The horizontal lines correspond to the slopes $-7/3$ and -1 , see text for further details.

to \mathcal{E}_i and L , we find:

$$\rho_f(r) = \frac{8\pi}{r^2} \int dr_i \frac{L dL d\mathcal{E}_i}{v_r(r_i, \mathcal{E}_i, L)} \frac{f_i(\mathcal{E}_i, L)}{T(\mathcal{E}_f, L) v_r(r, \mathcal{E}_f, L)}. \quad (6)$$

In practice, we evaluate the integral in Eq. (6) with a Monte Carlo procedure. We draw $N = 10^6$ samples of initial orbits $\{\mathcal{E}_{i,k}, L_k\}$, with associated weights w_k , proportional to $L_k f_i(\mathcal{E}_{i,k}, L_k)$. For each sample, we also draw an initial radius $r_{i,k}$ from the probability distribution in Eq. (4), in order to calculate $\mathcal{E}_{f,k} = \mathcal{E}_{i,k} + \Delta\Psi(r_{i,k})$. The final density is then evaluated by summing over the samples:

$$\rho_f(r) = \frac{8\pi}{r^2} \times \frac{1}{N} \sum_k \frac{w_k}{T(\mathcal{E}_{f,k}, L_k) v_r(r, \mathcal{E}_{f,k}, L_k)}. \quad (7)$$

In order to account for capture by the black hole, we exclude from the sum all particles on final orbits with

$r_{\min} \leq 2r_s = 4G_N m_{\text{BH}}/c^2$, accounting for relativistic effects following Ref. [46].

Results. In Fig. 2, we show the dark matter density profile after the formation of the supermassive star (solid red), and after the collapse to a black hole (solid blue). For comparison, we also show the spike profile expected from the adiabatic growth of a $10^5 M_\odot$ BH (“GS profile”), without the intermediate stage of SMS formation. The grey shaded region in Fig. 2 highlights the range of radii probed by an extreme mass-ratio inspiral (EMRI, $m_1 = 10^5 M_\odot$, $m_2 = 10 M_\odot$), starting 4 years before the merger.

We see that the density after SMS formation is significantly lower than the spike profile of Ref. [4], in the region where the gravitational wave signal is expected to peak. Note also that the density profile extends below the Schwarzschild radius of the black hole, since collapse has not taken place yet. When the SMS collapses to a BH, the profile steepens again, due to the increased potential experienced by particles inside the star, but remains below the spike solution, except in a small range of radii ($r \sim 10^{-6}$ pc), where the profile slightly exceeds the standard spike solution. This ‘excess’ can be understood in terms of mass conservation. The central density is lower than in the standard spike solution (because adiabatic contraction is less efficient at $r \ll r_{\text{SMS}}$), meaning that the density at radii just below $r \sim r_{\text{SMS}}$ must be larger.

In the lower panel of Fig. 2, we show the logarithmic slope of the DM density profiles at each stage. Overall, following the evolution of the dark matter density profile through the formation of the SMS, and then through its collapse, leads to a profile which matches the spike solution ($\gamma = -7/3$) outside the radius of the SMS but is significantly shallower inside. The behaviour of the mounds can be understood qualitatively, as we demonstrate for circular orbits in the Supplementary Material. Conservation of DM mass and angular momentum in the initial phase of adiabatic growth of the SMS leads to a slope shallower than -1, while the subsequent collapse to a BH should lead to a slope of -5/4, further flattened to a slope of around $\gamma = -1$ by the effects of capture by the BH.

In Fig. 3, we show the DM density profile following the subsequent adiabatic growth of the DCBH from $10^5 M_\odot$ to $2 \times 10^5 M_\odot$ (light purple) and to $10^6 M_\odot$ (dark purple). We also show a comparison with the GS profile for these two final BH masses, which includes a cut-off at $4r_s$, proportional to $(1 - 4r_s/r)^3$ [4]. As we increase the final BH mass, we find that the spike normalisation at large radii grows as $m_{\text{BH}}^{2/3}$, as expected from the GS formalism, up to a factor of ~ 5 (for growth up to $10^6 M_\odot$). Increasing the final mass also increases the Schwarzschild radius of the BH, leading to a cut-off in the spike at larger and larger radii. With growth by a factor of 2, the flattened inner density profile is still visible in the spike. For growth by a factor of 10, however, the outer power-law slope appears

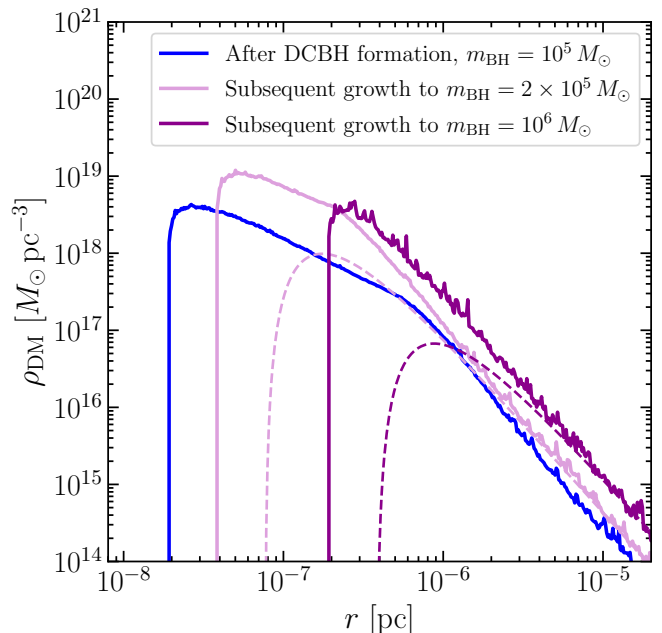


FIG. 3. Density profile of dark matter after the formation of the direct collapse black hole ($m_{\text{BH}} = 10^5 M_\odot$, blue line) and after the subsequent adiabatic growth of the BH by a factor of 2 (light purple) and a factor of 10 (dark purple). For comparison, we show the spike profile from Ref. [4] (dashed lines), assuming the adiabatic growth of a BH with the given mass from a seed of negligible mass at the centre of an NFW halo, without the intermediate stages described above.

to persist down to the cut-off. In this case, the final DM density exceeds the spike prediction by more than an order of magnitude at small radii. While the density of the post-collapse mound in Fig. 2 is smaller than the spike prediction at $r \sim 2 \times 10^{-7}$ pc, it exceeds the spike prediction at intermediate radii ($r \sim 10^{-6}$ pc), as a direct consequence of the flattening of the density profile. This excess is then amplified by subsequent adiabatic growth.

Conclusions. A detailed understanding of the dark matter profiles in EMRI/IMRI systems is essential to measure and interpret the dephasing of the gravitational waveform induced by dark matter overdensities. We have shown that previous calculations of the dark matter profile, while suitable for indirect dark matter searches, fail to properly characterise the density in the region of interest for gravitational wave observations. We have presented a 3-step formation scenario that follows the evolution of the dark matter profile from an initial NFW profile (Fig. 1), through the formation of the progenitor SMS and its collapse to a BH (Fig. 2, top panel), to the final growth of the BH to its final mass (Fig. 3).

In order to compute the evolution of dark matter after collapse, we have introduced a new method, based on a Monte Carlo procedure, which generalises the results of Ref. [23] to non-circular orbits, and includes the relativistic corrections to the inner cut-off from Ref. [46]. We

have demonstrated that the DM profile around the BH is significantly shallower than previously thought on scales smaller than the SMS radius, right after collapse (Fig. 2, bottom panel), leading to the formation of rounded peaks that we have dubbed ‘mounds’ to discriminate them from the sharper ‘spikes’ introduced in Ref. [4]. If the BH grows substantially in mass from this initial seed, the combined effect of instantaneous collapse of the SMS to a BH, and the inclusion of relativistic effects, leads to a final profile that is similar to a ‘spike’, but which extends further in, and reaches DM densities up to two orders of magnitude larger than previously thought.

Upcoming GW experiments like LISA [47], DECIGO [48] and TianQin [49] are expected to precisely probe BH environments [20, 50–52]. A fraction of the EMRI/IMRI events detectable with these experiments at low redshift would in particular carry the distinctive signature of the dark matter environment around the central BH [18]. This opens up the possibility to discriminate ‘mounds’ from ‘spikes’ by studying the dephasing of the gravitational waveforms, and thus to infer the formation and growth history of massive BHs. Our 3-step formation scenario can be easily extended to other SMS masses and radial profiles, and other DM halo properties, as long as the SMS forms adiabatically at the center of DM halo. This approach can therefore be implemented in numerical and semi-analytical methods for the calculation of EMRI and IMRI rates, and their detectability with future interferometers.

Acknowledgements. GB gratefully acknowledges the Department of Physics of Columbia U. and the Italian Academy for Advanced Studies in America, where part of this work was carried out. D.G. acknowledges support from the project “Theoretical Astroparticle Physics (TASP)” funded by INFN. BJK acknowledges funding from the *Consolidación Investigadora* Project DARKSPIKESGW, reference CNS2023-144071, financed by MCIN/AEI/10.13039/501100011033 and by the European Union “NextGenerationEU”/PRTR.

-
- [1] G. Bertone, D. Hooper, and J. Silk, Particle dark matter: Evidence, candidates and constraints, *Phys. Rept.* **405**, 279 (2005), [arXiv:hep-ph/0404175](#).
- [2] G. Bertone and D. Hooper, History of dark matter, *Rev. Mod. Phys.* **90**, 045002 (2018), [arXiv:1605.04909 \[astro-ph.CO\]](#).
- [3] N. Aghanim *et al.* (Planck), Planck 2018 results. VI. Cosmological parameters, *Astron. Astrophys.* **641**, A6 (2020), [Erratum: *Astron. Astrophys.* 652, C4 (2021)], [arXiv:1807.06209 \[astro-ph.CO\]](#).
- [4] P. Gondolo and J. Silk, Dark matter annihilation at the galactic center, *Phys. Rev. Lett.* **83**, 1719 (1999), [arXiv:astro-ph/9906391](#).
- [5] K. Eda, Y. Itoh, S. Kuroyanagi, and J. Silk, New Probe of Dark-Matter Properties: Gravitational Waves from an Intermediate-Mass Black Hole Embedded in a Dark-Matter Minispire, *Phys. Rev. Lett.* **110**, 221101 (2013), [arXiv:1301.5971 \[gr-qc\]](#).
- [6] K. Eda, Y. Itoh, S. Kuroyanagi, and J. Silk, Gravitational waves as a probe of dark matter minispikes, *Phys. Rev. D* **91**, 044045 (2015), [arXiv:1408.3534 \[gr-qc\]](#).
- [7] C. F. B. Macedo, P. Pani, V. Cardoso, and L. C. B. Crispino, Into the lair: gravitational-wave signatures of dark matter, *Astrophys. J.* **774**, 48 (2013), [arXiv:1302.2646 \[gr-qc\]](#).
- [8] E. Barausse, V. Cardoso, and P. Pani, Can environmental effects spoil precision gravitational-wave astrophysics?, *Phys. Rev. D* **89**, 104059 (2014), [arXiv:1404.7149 \[gr-qc\]](#).
- [9] X.-J. Yue and Z. Cao, Dark matter minispire: A significant enhancement of eccentricity for intermediate-mass-ratio inspirals, *Phys. Rev. D* **100**, 043013 (2019), [arXiv:1908.10241 \[astro-ph.HE\]](#).
- [10] B. J. Kavanagh, D. A. Nichols, G. Bertone, and D. Gaggero, Detecting dark matter around black holes with gravitational waves: Effects of dark-matter dynamics on the gravitational waveform, *Phys. Rev. D* **102**, 083006 (2020), [arXiv:2002.12811 \[gr-qc\]](#).
- [11] N. Becker, L. Sagunski, L. Prinz, and S. Rastgoo, Circularization versus eccentricification in intermediate mass ratio inspirals inside dark matter spikes, *Phys. Rev. D* **105**, 063029 (2022), [arXiv:2112.09586 \[gr-qc\]](#).
- [12] N. Speeney, A. Antonelli, V. Baibhav, and E. Berti, Impact of relativistic corrections on the detectability of dark-matter spikes with gravitational waves, *Phys. Rev. D* **106**, 044027 (2022), [arXiv:2204.12508 \[gr-qc\]](#).
- [13] V. Cardoso, K. Destounis, F. Duque, R. Panosso Macedo, and A. Maselli, Gravitational Waves from Extreme-Mass-Ratio Systems in Astrophysical Environments, *Phys. Rev. Lett.* **129**, 241103 (2022), [arXiv:2210.01133 \[gr-qc\]](#).
- [14] D. A. Nichols, B. A. Wade, and A. M. Grant, Secondary accretion of dark matter in intermediate mass-ratio inspirals: Dark-matter dynamics and gravitational-wave phase, *Phys. Rev. D* **108**, 124062 (2023), [arXiv:2309.06498 \[gr-qc\]](#).
- [15] T. K. Karydas, B. J. Kavanagh, and G. Bertone, Sharpening the dark matter signature in gravitational waveforms I: Accretion and eccentricity evolution, (2024), [arXiv:2402.13053 \[gr-qc\]](#).
- [16] B. J. Kavanagh, T. K. Karydas, G. Bertone, P. Di Cintio, and M. Pasquato, Sharpening the dark matter signature in gravitational waveforms II: Numerical simulations with the NbodyIMRI code, (2024), [arXiv:2402.13762 \[gr-qc\]](#).
- [17] V. Cardoso and A. Maselli, Constraints on the astrophysical environment of binaries with gravitational-wave observations, *Astron. Astrophys.* **644**, A147 (2020), [arXiv:1909.05870 \[astro-ph.HE\]](#).
- [18] A. Coogan, G. Bertone, D. Gaggero, B. J. Kavanagh, and D. A. Nichols, Measuring the dark matter environments of black hole binaries with gravitational waves, *Phys. Rev. D* **105**, 043009 (2022), [arXiv:2108.04154 \[gr-qc\]](#).
- [19] P. S. Cole, A. Coogan, B. J. Kavanagh, and G. Bertone, Measuring dark matter spikes around primordial black holes with Einstein Telescope and Cosmic Explorer, *Phys. Rev. D* **107**, 083006 (2023), [arXiv:2207.07576 \[astro-ph.CO\]](#).
- [20] P. S. Cole, G. Bertone, A. Coogan, D. Gaggero, T. Karydas, B. J. Kavanagh, T. F. M. Spiessma, and G. M.

- Tomaselli, Distinguishing environmental effects on binary black hole gravitational waveforms, *Nature Astron.* **7**, 943 (2023), [arXiv:2211.01362 \[gr-qc\]](#).
- [21] O. A. Hannuksela, K. C. Y. Ng, and T. G. F. Li, Extreme dark matter tests with extreme mass ratio inspirals, *Phys. Rev. D* **102**, 103022 (2020), [arXiv:1906.11845 \[astro-ph.CO\]](#).
- [22] G. Bertone *et al.*, Gravitational wave probes of dark matter: challenges and opportunities, *SciPost Phys. Core* **3**, 007 (2020), [arXiv:1907.10610 \[astro-ph.CO\]](#).
- [23] P. Ullio, H. Zhao, and M. Kamionkowski, A Dark matter spike at the galactic center?, *Phys. Rev. D* **64**, 043504 (2001), [arXiv:astro-ph/0101481](#).
- [24] D. Merritt, M. Milosavljevic, L. Verde, and R. Jimenez, Dark matter spikes and annihilation radiation from the galactic center, *Phys. Rev. Lett.* **88**, 191301 (2002), [arXiv:astro-ph/0201376 \[astro-ph\]](#).
- [25] G. Bertone and D. Merritt, Time-dependent models for dark matter at the Galactic Center, *Phys. Rev. D* **72**, 103502 (2005), [arXiv:astro-ph/0501555](#).
- [26] G. Bertone, A. R. Zentner, and J. Silk, A new signature of dark matter annihilations: gamma-rays from intermediate-mass black holes, *Phys. Rev. D* **72**, 103517 (2005), [arXiv:astro-ph/0509565 \[astro-ph\]](#).
- [27] K. J. Mack, J. P. Ostriker, and M. Ricotti, Growth of structure seeded by primordial black holes, *Astrophys. J.* **665**, 1277 (2007), [arXiv:astro-ph/0608642](#).
- [28] J. Adamek, C. T. Byrnes, M. Gosenca, and S. Hotchkiss, WIMPs and stellar-mass primordial black holes are incompatible, *Phys. Rev. D* **100**, 023506 (2019), [arXiv:1901.08528 \[astro-ph.CO\]](#).
- [29] M. Boudaud, T. Lacroix, M. Stref, J. Lavalle, and P. Salati, In-depth analysis of the clustering of dark matter particles around primordial black holes. Part I. Density profiles, *JCAP* **08**, 053, [arXiv:2106.07480 \[astro-ph.CO\]](#).
- [30] M. Volonteri, M. Habouzit, and M. Colpi, The origins of massive black holes, *Nature Rev. Phys.* **3**, 732 (2021), [arXiv:2110.10175 \[astro-ph.GA\]](#).
- [31] P. Madau and M. J. Rees, Massive black holes as Population III remnants, *Astrophys. J. Lett.* **551**, L27 (2001), [arXiv:astro-ph/0101223](#).
- [32] S. F. Portegies Zwart, H. Baumgardt, P. Hut, J. Makino, and S. L. W. McMillan, The Formation of massive black holes through collision runaway in dense young star clusters, *Nature* **428**, 724 (2004), [arXiv:astro-ph/0402622](#).
- [33] V. Bromm and A. Loeb, Formation of the first supermassive black holes, *Astrophys. J.* **596**, 34 (2003), [arXiv:astro-ph/0212400](#).
- [34] T. Hosokawa, H. W. Yorke, K. Inayoshi, K. Omukai, and N. Yoshida, Formation of Primordial Supermassive Stars by Rapid Mass Accretion, *Astrophys. J.* **778**, 178 (2013), [arXiv:1308.4457 \[astro-ph.SR\]](#).
- [35] T. E. Woods, S. Patrick, J. S. Elford, D. J. Whalen, and A. Heger, On the Evolution of Supermassive Primordial Stars in Cosmological Flows, *ApJ* **915**, 110 (2021), [arXiv:2102.08963 \[astro-ph.GA\]](#).
- [36] N. Banik, J. C. Tan, and P. Monaco, The formation of supermassive black holes from Population III.1 seeds. I. Cosmic formation histories and clustering properties, *MNRAS* **483**, 3592 (2019), [arXiv:1608.04421 \[astro-ph.GA\]](#).
- [37] M. A. Latif, S. Bovino, C. Van Borm, T. Grassi, D. R. G. Schleicher, and M. Spaans, A UV flux constraint on the formation of direct collapse black holes, *MNRAS* **443**, 1979 (2014), [arXiv:1404.5773 \[astro-ph.GA\]](#).
- [38] S. Chon, T. Hosokawa, and N. Yoshida, Radiation hydrodynamics simulations of the formation of direct-collapse supermassive stellar systems, *MNRAS* **475**, 4104 (2018), [arXiv:1711.05262 \[astro-ph.GA\]](#).
- [39] S. Chon, S. Hirano, T. Hosokawa, and N. Yoshida, Cosmological Simulations of Early Black Hole Formation: Halo Mergers, Tidal Disruption, and the Conditions for Direct Collapse, *ApJ* **832**, 134 (2016), [arXiv:1603.08923 \[astro-ph.GA\]](#).
- [40] H. Umeda, T. Hosokawa, K. Omukai, and N. Yoshida, The Final Fates of Accreting Supermassive Stars, *ApJ* **830**, L34 (2016), [arXiv:1609.04457 \[astro-ph.SR\]](#).
- [41] J. F. Navarro, C. S. Frenk, and S. D. M. White, The Structure of cold dark matter halos, *Astrophys. J.* **462**, 563 (1996), [arXiv:astro-ph/9508025](#).
- [42] C. A. Correa, J. S. B. Wyithe, J. Schaye, and A. R. Duffy, The accretion history of dark matter haloes – III. A physical model for the concentration–mass relation, *Mon. Not. Roy. Astron. Soc.* **452**, 1217 (2015), [arXiv:1502.00391 \[astro-ph.CO\]](#).
- [43] J. Binney and S. Tremaine, *Galactic Dynamics: Second Edition*, by James Binney and Scott Tremaine. ISBN 978-0-691-13026-2 (HB). Published by Princeton University Press, Princeton, NJ USA, 2008. (Princeton University Press, 2008).
- [44] T. Lacroix, M. Stref, and J. Lavalle, Anatomy of Eddington-like inversion methods in the context of dark matter searches, *JCAP* **09**, 040, [arXiv:1805.02403 \[astro-ph.GA\]](#).
- [45] L. Haemmerlé, T. E. Woods, R. S. Klessen, A. Heger, and D. J. Whalen, The evolution of supermassive Population III stars, *MNRAS* **474**, 2757 (2018), [arXiv:1705.09301 \[astro-ph.SR\]](#).
- [46] L. Sadeghian, F. Ferrer, and C. M. Will, Dark matter distributions around massive black holes: A general relativistic analysis, *Phys. Rev. D* **88**, 063522 (2013), [arXiv:1305.2619 \[astro-ph.GA\]](#).
- [47] J. Baker *et al.*, The Laser Interferometer Space Antenna: Unveiling the Millihertz Gravitational Wave Sky, (2019), [arXiv:1907.06482 \[astro-ph.IM\]](#).
- [48] S. Kawamura *et al.*, Current status of space gravitational wave antenna DECIGO and B-DECIGO, *PTEP* **2021**, 05A105 (2021), [arXiv:2006.13545 \[gr-qc\]](#).
- [49] J. Luo *et al.* (TianQin), TianQin: a space-borne gravitational wave detector, *Class. Quant. Grav.* **33**, 035010 (2016), [arXiv:1512.02076 \[astro-ph.IM\]](#).
- [50] D. Baumann, G. Bertone, J. Stout, and G. M. Tomaselli, Ionization of gravitational atoms, *Phys. Rev. D* **105**, 115036 (2022), [arXiv:2112.14777 \[gr-qc\]](#).
- [51] D. Baumann, G. Bertone, J. Stout, and G. M. Tomaselli, Sharp Signals of Boson Clouds in Black Hole Binary Inspirals, *Phys. Rev. Lett.* **128**, 221102 (2022), [arXiv:2206.01212 \[gr-qc\]](#).
- [52] A. Derdzinski, D. D’Orazio, P. Duffell, Z. Haiman, and A. MacFadyen, Evolution of gas disc–embedded intermediate mass ratio inspirals in the *LISA* band, *Mon. Not. Roy. Astron. Soc.* **501**, 3540 (2021), [arXiv:2005.11333 \[astro-ph.HE\]](#).
- [53] G. D. Quinlan, L. Hernquist, and S. Sigurdsson, Models of Galaxies with Central Black Holes: Adiabatic Growth in Spherical Galaxies, *Astrophys. J.* **440**, 554 (1995), [arXiv:astro-ph/9407005](#).

Supplementary Material: Analytic Arguments

This section provides detailed analytic arguments to explore the slopes of the density profiles of the DM mounds found in Fig. 2. We first treat the adiabatic growth of the supermassive star, following by the subsequent instantaneous collapse of the star to form a BH.

Adiabatic Growth. Following Ref. [53], we examine the effects of the adiabatic growth, assuming circular orbits for the DM particles. Considering the orbital radius before and after the growth of the supermassive star (SMS), r_i and r_f , conservation of DM mass gives:

$$\begin{aligned} \rho_i(r_i) r_i^2 dr_i &\sim \rho_f(r_f) r_f^2 dr_f \\ \Rightarrow r_i^{3+\gamma_i} &\sim r_f^{3+\gamma_f}, \end{aligned} \quad (8)$$

where γ_i and γ_f are the slopes of the initial and final power-law density profiles.

Conservation of angular momentum gives:

$$\begin{aligned} r_i m_{\text{enc},i}(r_i) &\sim r_f m_{\text{enc},f}(r_f) \\ \Rightarrow r_i^{4+\gamma_i} &\sim r_f^{4+\gamma_f}. \end{aligned} \quad (9)$$

Here, $m_{\text{enc}}(r)$ is the enclosed mass as a function of radius. In the final case, we have approximated the SMS as having a constant density core out to a radius r_{SMS} , leading to an enclosed mass $m_{\text{enc}}(r) \approx m_{\text{SMS}}(r^3/r_{\text{SMS}}^3)$ for $r < r_{\text{SMS}}$. We have also assumed that the mass of the SMS dominates the DM mass at small radii.

Solving for γ_f , we find:

$$\gamma_f = \frac{4(3 + \gamma_i)}{(4 + \gamma_i)} - 3, \quad (10)$$

or $\gamma_f \approx -1/3$ for an initial NFW profile ($\gamma_i = -1$). In the innermost regions of the mound profile, where the DM orbits are completely contained within the SMS, we find that the slope does indeed tend to this value (see the numerical results in Fig. 2). However, at larger radii $r \gtrsim r_{\text{SMS}}$, we find in our numerical results a steeper slope of $\gamma \sim -0.5$. The central density is enhanced by orbits whose apocentre lies outside (or close to) the SMS radius. As these orbits enter the SMS their orbital velocity is smaller than it would be in a point-potential with the same total mass. They therefore spend more time at this smaller radii, enhancing the central density and steeping the slope of the density profile.

Instantaneous Collapse. For illustration, we will assume circular orbits for the DM particles before the collapse of the SMS to a BH. Following Ref. [23], we can write the final density after collapse by integrating over the contributions of particles located at radius r_0 at the moment of collapse:

$$\rho_f(r) = \frac{1}{r^2} \int_{r_{\text{min}}}^{r_{\text{max}}} dr_0 r_0^2 \rho_i(r_0) \frac{2}{T(r_0)} \frac{1}{v_r(r, r_0)}, \quad (11)$$

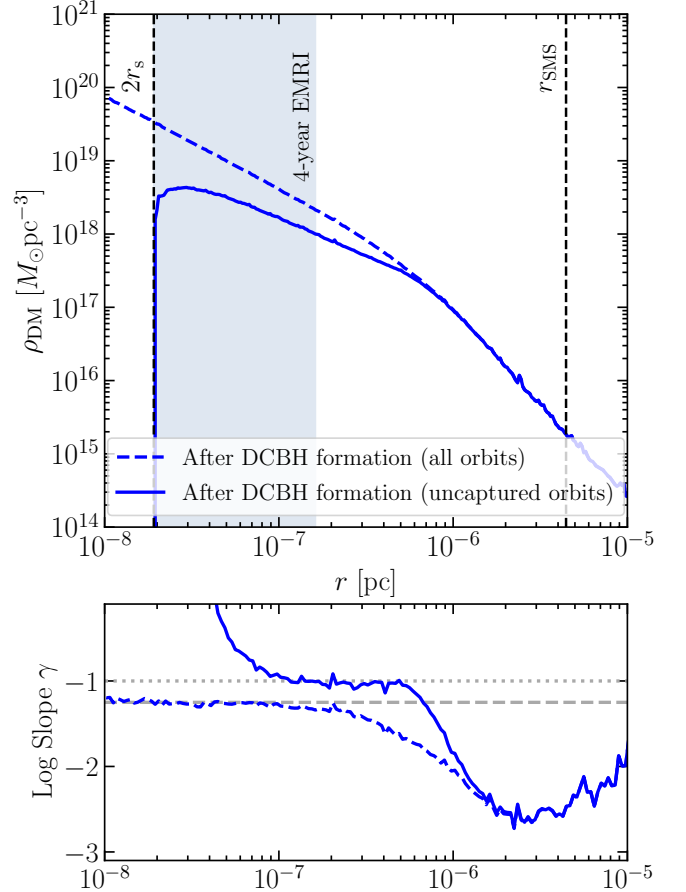


FIG. 4. Same as Fig. 2, but comparing the density profile after DCBH formation with (solid blue) and without (dashed blue) accounting for the capture of orbits by the newly formed BH. Without accounting for capture, the inner logarithmic slope of the DM density profile is $-5/4$, in agreement with our analytic arguments. This is then flattened towards -1 when including the effects of capture.

where $T(r_0)$ and $v_r(r, r_0)$ are the post-collapse orbital period and radial velocity of a DM particle which was initially at a radius r_0 . This radial velocity can be written:

$$\begin{aligned} v_r(r, r_0) &= \sqrt{\frac{2GM_{\text{BH}}}{rr_0}} \\ &\times \sqrt{(r_0 - r) \left(1 - \frac{m_{\text{SMS}}(r_0)}{2m_{\text{BH}}} \left(1 + \frac{r_0}{r} \right) \right)}, \end{aligned} \quad (12)$$

where $m_{\text{enc}}(r_0)$ is the enclosed mass of the SMS at a radius r_0 . We again approximate the SMS as having a constant density core, and note that $m_{\text{SMS}} = m_{\text{BH}}$ after collapse. The limits of the integral in Eq. (11) define the range of initial radii of orbits which pass through r after collapse. These limits can be found from the zeros of $v_r(r, r_0)$ as a function of r_0 , for which we obtain $r_{\text{min}} = r$

and $r_{\max} \approx (2rr_{\text{SMS}})^{1/4}$.

Noting that in the potential of the BH, the orbital period scales as $T(r_0) \sim r_0^{3/2}$ and writing the pre-collapse density profile as $\rho_i(r_0) \propto r_0^{\gamma_i}$, the final density profile scales as:

$$\rho_f(r) \sim \frac{r_{\max}^{3/2+\gamma_i}}{r^{3/2}} \int_x^1 \frac{x_0^{1/2+\gamma_i} dx_0}{\sqrt{(1-\frac{x}{x_0})(1-x_0^3x(1+\frac{x_0}{x}))}}, \quad (13)$$

where we have defined the dimensionless quantities $x = r/r_{\max}$ and $x_0 = r_0/r_{\max}$. For small r , the lower limit tends to 0 and the dimensionless integral becomes roughly independent of r . Recalling that $r_{\max} \sim r^{1/4}$ and that $\gamma_i \approx -0.5$, we thus expect $\rho_f(r) \sim r^{-5/4}$ after collapse.

In Fig. 4, we show the DM density profile after DCBH formation which we obtain in our full numerical analysis,

when the effects of capture by the BH are ignored (dashed blue line). As we see in the lower panel, the inner density profile in this case matches very well the slope of $-5/4$ derived above. This power-law is further flattened once we include the effects of capture (solid blue line). We assume that a DM particle will be captured if the pericentre r_{peri} of its orbit is less than $r_{\text{cap}} = 2r_s$. This requirement equates roughly to requiring $r_0 > (2r_{\text{cap}}r_{\text{SMS}}^3)^{1/4}$, thus altering the lower limit of the integral in Eq. (13), from x to $(2r_{\text{cap}}r_{\text{SMS}}^3)^{1/4}/r_{\max} \sim (r_{\text{cap}}/r)^{1/4}$. The lower limit of the dimensionless integral now grows as $r \rightarrow 0$ and the integral now scales roughly as $(1 - (r_{\text{cap}}/r)^{1/4})$ for sufficiently small r . This leads to a smooth flattening from a slope of $-5/4$ towards zero (eventually turning over and giving a cut-off at $r = r_{\text{cap}}$). The behaviour shown in Fig. 2 is more complicated; in that case, the initial velocities are not circular and so the behaviour of r_{peri} with initial radius is more complicated.