
AN IMPROVED TABULAR DATA GENERATOR WITH VAE-GMM INTEGRATION

Patricia A. Apellániz
Information Processing
and Telecommunications Center
Universidad Politécnica de Madrid
Madrid
patricia.alonsod@upm.es

Juan Parras
Information Processing
and Telecommunications Center
Universidad Politécnica de Madrid
Madrid
j.parras@upm.es

Santiago Zazo
Information Processing
and Telecommunications Center
Universidad Politécnica de Madrid
Madrid
santiago.zazo@upm.es

ABSTRACT

The rising use of machine learning in various fields requires robust methods to create synthetic tabular data. Data should preserve key characteristics while addressing data scarcity challenges. Current approaches based on Generative Adversarial Networks, such as the state-of-the-art CTGAN model, struggle with the complex structures inherent in tabular data. These data often contain both continuous and discrete features with non-Gaussian distributions. Therefore, we propose a novel Variational Autoencoder (VAE)-based model that addresses these limitations. Inspired by the TVAE model, our approach incorporates a Bayesian Gaussian Mixture model (BGM) within the VAE architecture. This avoids the limitations imposed by assuming a strictly Gaussian latent space, allowing for a more accurate representation of the underlying data distribution during data generation. Furthermore, our model offers enhanced flexibility by allowing the use of various differentiable distributions for individual features, making it possible to handle both continuous and discrete data types. We thoroughly validate our model on three real-world datasets with mixed data types, including two medically relevant ones, based on their resemblance and utility. This evaluation demonstrates significant outperformance against CTGAN and TVAE, establishing its potential as a valuable tool for generating synthetic tabular data in various domains, particularly in healthcare.

Keywords Variational Autoencoder · Gaussian Mixture Model · Synthetic Data Generation

1 Introduction

Despite significant advances in Machine Learning (ML) models, their efficacy relies heavily on access to extensive, high-quality training data. However, data scarcity, particularly in emerging fields such as healthcare care, impedes model development, validation, and progress in solving crucial challenges. Addressing this need for abundant and reliable data is paramount to unlocking the full potential of ML.

Recent years have witnessed a notable increase in research on synthetic data generation techniques. The past decade has seen the publication of numerous deep learning (DL)-based generative models for homogeneous data types such as images, audio, or text [1, 2, 3, 4, 5, 6]. However, research [7] suggests that the generation of heterogeneous tabular data remains a significant challenge within DL. Tabular datasets are characterized by dense and sparse features, weaker or more complex correlations compared to spatial or semantic data. Additionally, tabular data often include missing values, outliers, and inconsistencies. Furthermore, preprocessing methods used for Deep Neural Networks (DNNs) can lead to information loss. This presents a critical challenge considering the widespread use and importance of tabular data in various fields.

Despite the aforementioned challenges, late advances in deep generative models offer promising solutions for data generation. In particular, Generative Adversarial Networks (GANs) show potential to generate synthetic tabular data. However, early vanilla GAN-based approaches [8, 9] struggled with mixed data types and specific feature values, limiting their use with imbalanced datasets as demonstrated in [10]. Conditional GANs, such as [11] and CTGAN [12],

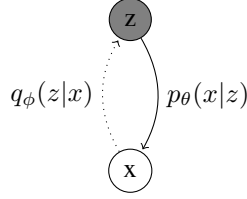


Figure 1: Bayesian VAE vanilla model. z represents the latent variable, while x denotes the observable. $p_\theta(x|z)$ and $q_\phi(z|x)$ are the generative model and the variational approximation to the unknown true posterior $p(z|x)$, respectively.

offer a more promising approach, using a conditional vector during generation to specify the desired labels. Although the state-of-the-art CTGAN handles both categorical and numerical features, it can struggle to converge with continuous data [13].

While GANs dominate the scene, autoencoders, particularly Variational Autoencoders (VAEs) [14], offer an alternative to generate synthetic tabular data [12, 15]. In addition to CTGAN, the authors in [12] proposed TVAE that achieves superior performance and potentially becomes a state-of-the-art solution alongside CTGAN. However, there are limitations in TVAE’s sampling process due to its Gaussian assumption, which might not hold for complex real-world data. Further exploration of alternative sampling techniques is necessary.

Building upon existing work in data generation and addressing the limitations of GANs, this paper proposes a novel VAE-based model inspired by TVAE. Our model incorporates key advancements that differentiate it from the state-of-the-art:

- While TVAE assumes a Gaussian latent space for data sampling, our model employs a Gaussian Mixture model (GMM) within the VAE architecture. This avoids the potential limitation of a strictly Gaussian distribution imposed by the training process divergence term in VAEs. By leveraging the inherent distribution approximation capabilities of GMMs, we aim to achieve a more accurate representation of the latent space compared to TVAE.
- Our model outperforms existing solutions by capturing complex feature interactions using diverse distributions that enable handling of continuous and discrete data.
- To validate the effectiveness of our model, we performed a comprehensive evaluation using three real-world datasets, including two in the medically relevant domain, given the significance of data generation in this field. We compare our model’s performance against state-of-the-art solutions like CTGAN and TVAE, employing discriminative and ML utility metrics.

2 Methodology

2.1 Variational Autoencoder

The VAE was first introduced by [14] as a probabilistic generative model to perform Bayesian inference on datasets consisting of i.i.d. samples. The core principle lies in learning a probabilistic generative model to capture the underlying latent structure within the data. Formally, a VAE assumes a data generation process that involves two steps for each sample $\{x_i\}_{i=0}^N$: (1) sampling a latent variable z_i from a prior distribution $p(z)$, which is usually assumed to be isotropic Gaussian, and (2) generating the observed data x_i from a conditional distribution $p_\theta(x|z)$, where θ represents the model parameters. Due to the inherent difficulty of estimating the true posterior density, VAEs employ variational methods. These methods involve defining an approximation, a variational distribution $q_\phi(z|x)$ parameterized by ϕ , and optimizing its parameters to closely resemble the true posterior, as shown in Fig. 1. This optimization typically involves maximizing the Evidence Lower Bound (ELBO), which provides a lower bound on the data’s marginal log-likelihood. For any sample x_i , the ELBO expression is:

$$\begin{aligned} \log p_\theta(x_i) &\geq -D_{KL}(q_\phi(z|x_i)||p(z)) \\ +\mathbb{E}_{q_\phi(z|x_i)} [\log p_\theta(x_i|z)] &= \mathcal{L}(x_i, \theta, \phi), \end{aligned} \quad (1)$$

where D_{KL} denotes the Kullback-Leibler (KL) divergence. The challenge of computing the gradient of the ELBO with respect to ϕ is addressed by the reparameterization trick. This technique allows ELBO estimation using samples from a simple distribution $p(\epsilon)$. In essence, a deterministic transformation g_ϕ is applied to the noise term ϵ , resulting in the latent variable $z = g_\phi(x, \epsilon)$. This ensures that z follows the variational distribution $q_\phi(z|x)$ while ϵ remains drawn from $p(\epsilon)$.

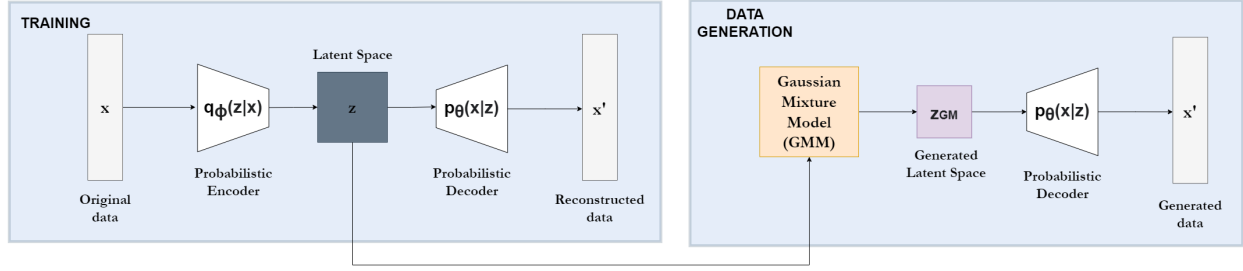


Figure 2: Proposed model architecture. It is built on a standard VAE. After training, the latent space z is modeled using a GMM. This creates a new space z_{GM} , which serves as the basis for generating new distribution parameters and ultimately sampling new data points.

The VAE implementation consists of an encoder and a decoder, both implemented using deep neural networks (DNNs). The encoder approximates the true posterior distribution $p(z|x)$ with a variational distribution $q_\phi(z|x)$, parameterized by ϕ . The parameters of this distribution are obtained by applying a deterministic transformation g_ϕ to the input data x combined with random noise ϵ . The resulting latent variable z serves as input to the decoder, which aims to reconstruct the original data by estimating the conditional distribution $p_\theta(x|z)$, parameterized by θ .

2.2 Gaussian Mixture model

The GMM offers a probabilistic framework for clustering data points based on Gaussian distributions. Formally, given the same dataset $X = \{x_i\}_{i=0}^N$ that contains N samples with m features each, the GMM assumes that the data originate from a mixture of K Gaussian distributions. Each component within this mixture is characterized by its mean vector μ_k , covariance matrix Σ_k , and mixing coefficient π_k . These parameters collectively define the shape, location, and contribution of each Gaussian component to the overall mixture. The likelihood of observing a data point x as a weighted sum of the densities of individual Gaussian components is:

$$p(x) = \sum_{k=1}^K \pi_k \mathcal{N}(x | \mu_k, \Sigma_k), \quad (2)$$

where $\mathcal{N}(x|\mu_k, \Sigma_k)$ represents the probability density function of a multivariate Gaussian distribution with mean μ_k and covariance matrix Σ_k . Estimating the model parameters, μ_k , Σ_k , and π_k , is typically achieved by iterative optimization algorithms. The commonly employed Expectation-Maximization (EM) algorithm provides a widely used approach for this task.

GMMs are known to be universal approximators for continuous densities [16], and we will rely on that property. However, GMMs face the challenge of needing K as a parameter, i.e., it has to be predetermined before training. To overcome this issue, K can be estimated using a Dirichlet process [17] using Variational Inference tools. This approach, called Bayesian Gaussian Mixture (BGM), has the advantage of automatically adjusting K from the data.

2.3 Contribution

This work introduces a novel approach to data generation by integrating a BGM into a standard VAE architecture. This integration leverages the strengths of both models: the VAE's ability to learn a latent representation of the data z , and the BGM's flexibility in modeling complex distributions, potentially non-Gaussian, within this latent space. Fig. 2 depicts our model.

Previous models such as TVAE make the implicit assumption that the latent space z aligns with the prior Gaussian distribution and therefore to generate new samples of z , sampling from the prior distribution, which is isotropic Gaussian, suffices. The reason is the presence of the KL divergence term in the loss function 1. However, this assumption may not hold because of the presence of complex dependencies and correlations in real-world data. These factors are represented by the other term in the loss function, the marginal log-likelihood distributions. This term can potentially push the latent space away from a Gaussian distribution. In other words, the VAE loss 1 has two components: the log-likelihood of the reconstructed data, which allows the reconstruction of samples from the latent space with high fidelity, and the KL divergence, which acts as a regularizer in the latent space. Note that the KL divergence limits the complexity of the latent space, so it can be thought of as the allowed latent representation complexity. As it is typical to use an isotropic Gaussian as prior, due to the KL being analytical, there is an equilibrium between having a good reconstruction with a

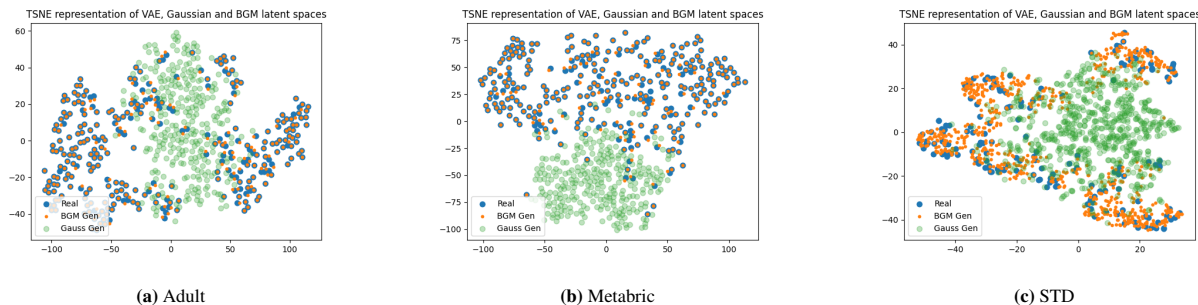


Figure 3: Latent space comparison among the three approaches. 300 samples from each latent space were selected to optimize the visualization of the results. The VAE’s latent space z is shown in blue, green is the TVAE’s latent space, and our proposed model’s is in orange. The BGM-modeled latent space closely aligns with z compared to the TVAE’s. This demonstrates the importance of BGM for capturing the latent space distribution and potentially leading to higher-quality generated samples.

low-complexity latent space representation. In practical terms, the actual latent space learned need not be an isotropic Gaussian (as we will show experimentally), and thus sampling z from the prior may not provide the best results in terms of generating new samples.

Therefore, our key contribution lies in employing a BGM for the sampling process of new tabular data. Unlike TVAE, our model does not assume that the actual latent space follows the isotropic Gaussian prior: instead, we additionally model z as a mixture of K Gaussian distributions, each characterized by its mean, covariance matrix, and mixing coefficient. Notably, if z is truly an isotropic Gaussian, the BGM would still be able to effectively approximate it, as it corresponds to the case where $K = 1$.

3 Experimental analysis

To validate our approach, we used three diverse publicly available datasets. The first serves as a well-established benchmark commonly used in tabular data. This selection allows for comparison of our approach’s performance with existing methods on a familiar task and data distribution. The remaining two datasets originate from Survival Analysis (SA) in the medical domain, where data scarcity and privacy concerns pose significant challenges. This focus aligns with the potential real-world impact of our approach, as synthetic data generation is valuable in domains where acquiring and sharing real data can be difficult or ethically problematic. Each dataset provides a unique combination of data types and target variables:

- **Adult:** The Adult dataset [18] provides information from 32,561 people to predict whether a person makes more than \$50K a year. It is an extract from the 1994 Census database [19]. We obtained the data from [20] and used 10,000 for our experiments. This dataset contains 14 features with mixed data types (categorical, binary, integer).
- **Metabric:** The Molecular Taxonomy of Breast Cancer International Consortium (Metabric) [21] comprises 9 clinical and genetic features from 1,904 breast cancer patients. Pre-processed data from [22] include binary and decimal values and survival information. This selection allows us to evaluate the model’s ability to handle survival data, a common target variable in medical research.
- **STD:** This dataset deals with Sexually Transmitted Diseases (STD) information from 877 patients. The dataset was downloaded from KMsurv [23] R package. It presents 23 features with various data types (categorical, integer, binary). The target variable again focuses on survival information.

The code for our approach is publicly available on https://github.com/Patricia-A-Apellaniz/vae-bgm_data_generator.

Our experimental setup involves two models. The VAE architecture consists of a simple encoder with a hidden layer of rectified linear units (ReLU) and a hyperbolic tangent output layer. The decoder mirrors this structure with a ReLU hidden layer, a 20% dropout layer, and an output layer with activation functions adjusted to the covariate distributions. We fix the latent space dimensionality (number of Gaussian distributions) to 5 and the number of hidden neurons to 50. During the training of 1,000 epochs and a batch size of 500, an early stop is configured based on the validation loss. The GMM employs a Dirichlet process prior with a fixed maximum number of components set to the dimensionality of the latent space (in this case, 5) and individual general covariance matrices for each component. For training

Table 1: Resemblance evaluation using RF

Dataset	CTGAN	TVAE	Our model
Adult	0.75 (0.74, 0.76)	0.78 (0.74, 0.81)	0.68 (0.64, 0.71)
Metabric	0.73 (0.70, 0.76)	0.77 (0.74, 0.80)	0.67 (0.62, 0.71)
STD	0.94 (0.91, 0.96)	0.77 (0.70, 0.82)	0.64 (0.57, 0.70)

Accuracy and 99% confidence interval. Lower is better.

Best values are in bold.

Table 2: Resemblance evaluation using column analysis [20]

Dataset	CTGAN	TVAE	Our model
Adult	0.87	0.87	0.93
Metabric	0.89	0.88	0.92
STD	0.86	0.87	0.95

Higher is better: a score of 1 means that the patterns captured for real and synthetic data are exactly the same. Best values are in bold.

and evaluation, data are divided into 80% training and 20% validation sets. Due to the sensitivity of VAEs to initial conditions, 15 training runs with different seeds are performed. The final results are averaged from the 3 seeds with the best performance.

Fig. 3 verifies our hypothesis that the actual latent space learned by the VAE does not need to follow the prior distribution, so our choice of BGM is justified. The figure compares the latent spaces obtained using three different approaches: (1) the original latent space from VAE, obtained by passing the dataset samples through the encoder, (2) latent space sampled using a BGM (ours), and (3) latent space sampled using the prior isotropic Gaussian (TVAE). We can clearly see that the BGM-modeled latent space aligns closely with the original VAE latent space in all three cases. In contrast, the TVAE latent space exhibits less dispersion, suggesting that the Gaussian assumption does not accurately capture the underlying distribution of the real-world data. This visually confirms our hypothesis that the latent space in real-world datasets often deviates from a Gaussian distribution, which justifies the use of BGM for a more accurate representation in the sampling process.

Let us now confirm that intuition with benchmarks on the data. Due to the lack of standardized metrics, the evaluation of data generation models requires a multifaceted approach. We use a combination of resemblance and utility-based evaluations. Resemblance is assessed through a Random Forest (RF) discriminator that measures the similarity of the joint distribution between real and synthetic data. In an ideal scenario of high model performance, the RF accuracy should be close to a random guessing rate (around 0.5), indicating that it is not able to distinguish between real and synthetic data. Furthermore, we use the technique proposed in [20] to validate the marginal distributions and the correlation between pairs of columns. Utility evaluation, tailored to the type of task, involves the Cox Proportional Hazards (Coxph) model [24] and the Concordance Index (C-index) [25] for SA, and the aforementioned RF discriminator for classification tasks. This evaluation considers two scenarios: training and testing just on real data (benchmark) and training on synthetic data with real data testing. This comprehensive assessment ensures that the generated data exhibit high resemblance (capturing feature distributions and correlations) and utility (supporting robust statistical inference). To benchmark our model’s performance, we compared it with CTGAN and TVAE, the current state-of-the-art models for synthetic data generation. For a coherent comparison, TVAE and our model are implemented in the same way, but we add the BGM sampling to ours. All models were evaluated using the same methodology for a fair and consistent comparison.

The resemblance results of the proposed model compared to CTGAN and the VAE-based Gaussian sampling model can be seen in Tables 1 and 2. Table 1 reports the accuracy and its Confidence Intervals (CI) obtained by the RF for each model. For VAE-based models, the table shows the average of the three best seeds and the CIs are calculated based on the ones obtained for each seed. The results show that our model consistently outperformed the other two models by a significant margin in all datasets, indicating superior generative capabilities and robustness. Furthermore, the results of the column analysis in Table 2 confirm the superiority of our model in terms of similarity to ground truth values.

Table 3 presents the validation results for each ML task based on the dataset. For the Adult dataset, the accuracy is reported, as it is a classification dataset, while the C-index metric is used for the other two datasets. Similarly to the previous evaluation, we present the average value for the three best performing random seeds in the case of TVAE and our proposed method. The “Real-Real” value represents the benchmark. The benchmark results are the upper bound in performance, where training and testing are performed using real data. Then, for each generative model, we also show the results for these ML tasks training with synthetic data and testing with real data to assess whether the generated

Table 3: ML task-related results comparing CTGAN, TVAE, and our model

Dataset	Benchmark	CTGAN	TVAE	Our approach
Adult	0.80 (0.79, 0.82)	0.79 (0.77, 0.80)	0.80 (0.77, 0.82)	0.79 (0.76, 0.81)
Metabric	0.58 (0.53, 0.63)	0.57 (0.52, 0.62)	0.60 (0.54, 0.65)	0.60 (0.54, 0.65)
STD	0.64 (0.57, 0.70)	0.54 (0.47, 0.61)	0.54 (0.46, 0.60)	0.65 (0.55, 0.75)

Accuracy results for Adult. C-index results for Metabric and STD. Note that all the methods tested provide useful data for the tasks tested, as the results fall in the CI of the benchmark,

data are useful for the intended purpose of the dataset. The results in this validation stage indicate that, in general, the performance metrics obtained using data generated by each model (TVAE and ours) are comparable to the results obtained using real data. This suggests that the generated data exhibit sufficient utility and quality for practical ML applications.

4 Conclusions

This work proposes a novel approach to generate synthetic tabular data by integrating a BGM into a VAE architecture. Our experiments demonstrate that the proposed model outperforms the state-of-the-art models CTGAN and TVAE on several validation criteria. This superior performance can be attributed to two key strengths. First, our model effectively captures the diverse distributions present in the data, both at the individual feature level (marginal) and across features (joint). Unlike many existing models that struggle with mixed data types, our approach handles various data types effectively. Second, the incorporation of the BGM enables high-quality sampling from an approximation of the VAE’s latent space. This is crucial, as TVAE’s assumption of a Gaussian latent space can lead to worse performance with real-world data that often deviates from this distribution. Looking ahead, several promising lines for future research exist. One direction involves exploring the privacy implications of data generation, particularly in sensitive domains like healthcare. Analyzing privacy concerns and developing secure methods to share synthetic data in medical settings is a valuable area of investigation. Furthermore, we propose investigating novel federated learning strategies based on synthetic data sharing rather than trained model information. This approach could improve collaboration and knowledge sharing among entities while protecting sensitive information.

Acknowledgment

This research was supported by GenoMed4All and SYNTHEMA projects. Both have received funding from the European Union’s Horizon 2020 research and innovation program under grant agreement No 101017549 and 101095530, respectively. The authors declare that they have no known competing financial interests or personal relationships that could have appeared to influence the work reported in this paper.

References

- [1] Alec Radford, Luke Metz, and Soumith Chintala. Unsupervised representation learning with deep convolutional generative adversarial networks. *CoRR*, abs/1511.06434, 2015.
- [2] Jun-Yan Zhu, Taesung Park, Phillip Isola, and Alexei A. Efros. Unpaired image-to-image translation using cycle-consistent adversarial networks, 2020.
- [3] Li-Chia Yang, Szu-Yu Chou, and Yi-Hsuan Yang. Midinet: A convolutional generative adversarial network for symbolic-domain music generation, 2017.
- [4] Hao-Wen Dong, Wen-Yi Hsiao, Li-Chia Yang, and Yi-Hsuan Yang. Musegan: Multi-track sequential generative adversarial networks for symbolic music generation and accompaniment, 2017.
- [5] Yizhe Zhang, Zhe Gan, Kai Fan, Zhi Chen, Ricardo Henao, Dinghan Shen, and Lawrence Carin. Adversarial feature matching for text generation, 2017.
- [6] Kevin Lin, Dianqi Li, Xiaodong He, Zhengyou Zhang, and Ming-Ting Sun. Adversarial ranking for language generation. *Advances in neural information processing systems*, 30, 2017.
- [7] Sercan O. Arik and Tomas Pfister. Tabnet: Attentive interpretable tabular learning, 2020.
- [8] Karim Armanious, Chenming Jiang, Marc Fischer, Thomas Küstner, Tobias Hepp, Konstantin Nikolaou, Sergios Gatidis, and Bin Yang. Medgan: Medical image translation using gans. *Computerized Medical Imaging and Graphics*, 79:101684, January 2020.

- [9] Noseong Park, Mahmoud Mohammadi, Kshitij Gorde, Sushil Jajodia, Hongkyu Park, and Youngmin Kim. Data synthesis based on generative adversarial networks. *Proceedings of the VLDB Endowment*, 11(10):1071–1083, June 2018.
- [10] Vadim Borisov, Tobias Leemann, Kathrin Seßler, Johannes Haug, Martin Pawelczyk, and Gjergji Kasneci. Deep neural networks and tabular data: A survey. *IEEE Transactions on Neural Networks and Learning Systems*, page 1–21, 2024.
- [11] Ying Yu, Bingying Tang, Ronglai Lin, Shufa Han, Tang Tang, and Ming Chen. Cwgan: Conditional wasserstein generative adversarial nets for fault data generation. In *2019 IEEE International Conference on Robotics and Biomimetics (ROBIO)*, pages 2713–2718, 2019.
- [12] Lei Xu, Maria Skoularidou, Alfredo Cuesta-Infante, and Kalyan Veeramachaneni. Modeling tabular data using conditional gan, 2019.
- [13] Zilong Zhao, Aditya Kumar, Hiek Van der Scheer, Robert Birke, and Lydia Y. Chen. Ctab-gan: Effective table data synthesizing, 2021.
- [14] Diederik P Kingma and Max Welling. Auto-encoding variational bayes, 2013.
- [15] Chao Ma, Sebastian Tschiatschek, José Miguel Hernández-Lobato, Richard Turner, and Cheng Zhang. Vaem: a deep generative model for heterogeneous mixed type data, 2020.
- [16] N Kostantinos. Gaussian mixtures and their applications to signal processing. *Advanced signal processing handbook: theory and implementation for radar, sonar, and medical imaging real time systems*, pages 3–1, 2000.
- [17] Christopher M. Bishop. *Pattern Recognition and Machine Learning (Information Science and Statistics)*. Springer-Verlag, Berlin, Heidelberg, 2006.
- [18] Barry Becker and Ronny Kohavi. Adult. UCI Machine Learning Repository, 1996. DOI: <https://doi.org/10.24432/C5XW20>.
- [19] Ron Kohavi. Census Income. UCI Machine Learning Repository, 1996. DOI: <https://doi.org/10.24432/C5GP7S>.
- [20] Neha Patki, Roy Wedge, and Kalyan Veeramachaneni. The synthetic data vault. In *IEEE International Conference on Data Science and Advanced Analytics (DSAA)*, pages 399–410, Oct 2016.
- [21] Bernard Pereira, Suet-Feung Chin, Oscar M Rueda, Hans-Kristian Moen Vollan, Elena Provenzano, and Helen A Bardwell. The somatic mutation profiles of 2,433 breast cancers refines their genomic and transcriptomic landscapes. *Nature communications*, 7:11479, May 2016.
- [22] Jared L. Katzman, Uri Shaham, Alexander Cloninger, Jonathan Bates, Tingting Jiang, and Yuval Kluger. DeepSurv: personalized treatment recommender system using a cox proportional hazards deep neural network. *BMC Medical Research Methodology*, 18(1), February 2018.
- [23] John P. Klein and Melvin L. Moeschberger. *Survival Analysis Techniques for Censored and Truncated Data*. Second edition, 2003.
- [24] D. R. Cox. Regression models and life-tables. *Journal of the Royal Statistical Society. Series B (Methodological)*, 34(2):187–220, 1972.
- [25] Laura Antolini, Patrizia Boracchi, and Elia Mario Biganzoli. A time-dependent discrimination index for survival data. *Statistics in Medicine*, 24, 2005.