

Equitable Routing – Rethinking the Multiple Traveling Salesman Problem

Abhay Singh Bhadoriya^a, Deepjyoti Deka^b, Kaarthik Sundar^{a,*}

^aLos Alamos National Laboratory, Los Alamos, New Mexico, 87545, USA

^bMIT Energy Initiative, Cambridge, Massachusetts, 02142, USA

Abstract

The Multiple Traveling Salesman Problem (MTSP) generalizes the Traveling Salesman Problem (TSP) by introducing multiple salesmen tasked with visiting a set of targets from a single depot, ensuring each target is visited exactly once while minimizing total tour length. A key variant, the min-max MTSP, seeks to balance workloads by minimizing the longest tour among salesmen. However, this problem is challenging to solve optimally due to weak lower bounds from linear relaxations. This paper introduces two novel parametric variants of the MTSP, termed “fair-MTSP.” One variant is modeled as a Mixed-Integer Second Order Cone Program (MISOCP), and the other as a Mixed Integer Linear Program (MILP). Both variants aim to distribute tour lengths equitably among salesmen while minimizing overall costs. We develop algorithms to achieve global optimality for these fair-MTSP variants. We present computational results based on benchmark and real-world scenarios, particularly in electric vehicle fleet management and routing. Furthermore, we also show that the algorithmic approaches presented for the fair-MTSP variants can be directly used to obtain the Pareto-front of a bi-objective optimization problem where one objective focuses on minimizing the total tour length and the other focuses on balancing the tour lengths of the individual tours. The findings support fair-MTSP as a promising alternative to the min-max MTSP, emphasizing fairness in workload distribution.

Keywords: Fairness, Load Balancing, Multiple Traveling Salesman Problem, Second-Order Cone Constraints, Pareto Front, Bi-objective Optimization

1. Introduction

The single-depot Multiple Traveling Salesman Problem (MTSP) is a generalization of the well-known Traveling Salesman Problem (TSP). Given a depot, a set of targets, and multiple salesmen stationed at the depot, the objective is to find a tour for each salesman through a subset of targets such that each tour starts and ends at the depot and every target is visited exactly once. The goal is to minimize the total length of all tours. The MTSP has numerous applications in both civilian and military domains, including transportation and package delivery [1–3], multi-robot task allocation [4], disaster recovery, and surveillance [5–8], among others. It is also a special case of the broader class of Multi-Vehicle Routing Problems (MVRP) [9], which

*Corresponding author

Email addresses: abhay@lanl.gov (Abhay Singh Bhadoriya), deepj87@mit.edu (Deepjyoti Deka), kaarthik@lanl.gov (Karthik Sundar)

introduces additional constraints related to vehicle capacities and target constraints. When these capacity constraints are ignored, the MVRP reduces to the MTSP.

In its standard form, the MTSP has a “min-sum” or “min-cost” objective, which seeks to minimize the sum of all individual tour lengths. However, this formulation often leads to an imbalance in tour lengths among salesmen [10]. For applications such as package delivery, persistent surveillance, and electric vehicle fleet management [11–13], a more equitable distribution of tour lengths is desirable. Intuitively, enforcing fairness in tour lengths comes at the cost of efficiency, creating an inherent trade-off between minimizing the sum of tour lengths and ensuring equitable distribution. Various approaches have been proposed to achieve fairness in the MTSP by introducing equity-based objective functions.

The most widely used fairness-driven objective function in the literature is the min-max objective, which seeks to minimize the length of the longest tour [14]. We refer to this variant as the “min-max MTSP”. Solving both the min-sum and min-max versions of the MTSP optimally typically involves formulating them as Mixed Integer Linear Programs (MILPs) and applying state-of-the-art branch-and-cut techniques [4, 14, 11, 7]. However, the min-max MTSP has received less attention than its min-sum counterpart due to the weak lower bounds provided by its continuous relaxations, leading to poor branch-and-cut algorithms’ performance.

A more recent equity-based objective function is the finite-dimensional ℓ^p norm of the vector of tour lengths (where $p \in \mathbb{Z}^+$). It has been empirically observed that using the ℓ^p norm objective function with $p = 2$ promotes fairness in tour length distribution [15]. However, the appropriate choice of p for optimizing fairness remains unclear. Increasing p can enhance or reduce fairness in tour lengths; a trend also observed in power grid optimization problems [16]. This uncertainty makes selecting the right p to achieve a given efficiency-fairness trade-off value challenging. We refer to this variant as the p -norm MTSP. Notably, when $p = \infty$, the p -norm MTSP is equivalent to the min-max MTSP.

For both the p -norm and the min-max versions of the MTSP, the fairness of the distribution of tour lengths is measured *a posteriori* using fairness indices or metrics. The most commonly used metrics are the Gini coefficient [17] and the Jain et al. index [18], with the former originating in economics and the latter in communication networks. If \mathbf{l} denotes the m -dimensional non-negative vector of feasible tour lengths for the MTSP, then the Gini coefficient is defined as:

$$\text{Gini Coefficient: } \text{GC}(\mathbf{l}) \triangleq \frac{\sum_{1 \leq i < j \leq m} |l_i - l_j|}{(m-1) \cdot \sum_{i=1}^m l_i}. \quad (1)$$

The Gini coefficient GC takes a value of 1 when the vector is most unfair (i.e., exactly one element is non-zero) and a value of 0 when all elements are equal. Since \mathbf{l} is a non-negative vector, GC is always bounded within $[0, 1]$. Similarly, the Jain et al. index for \mathbf{l} is given by:

$$\text{Jain et al. Index: } \text{JI}(\mathbf{l}) \triangleq \frac{1}{m} \cdot \frac{(\sum_{i=1}^m l_i)^2}{\sum_{i=1}^m l_i^2}. \quad (2)$$

The Jain index JI takes a value of $1/m$ when exactly one element is non-zero and 1 when all elements are equal. Like the Gini coefficient, JI is bounded, with its range being $[1/m, 1]$. Throughout this article, we will use these metrics to evaluate the fairness in the tour length distributions for the different MTSP formulations.

For a broader discussion on fairness in combinatorial optimization problems, we refer readers to [15].

Here, we review the literature on enforcing fairness or workload balancing in MTSP and MVRP variants not covered in the previous section. Due to the challenges of developing exact approaches for the min-max MTSP and its MVRP variants—primarily stemming from weak continuous relaxations—authors in [19] introduced the concept of (α, β) -fairness, which enforces fairness by imposing upper and lower bounds on tour lengths. Later, [20] formulated the MTSP with tour length constraints using flow-based MILP constraints and solved it optimally via Bender’s Decomposition, demonstrating results for instances with up to 70 nodes. Another approach to fairness in MTSP and MVRP is bi-objective optimization, which balances the min-sum and min-max objectives. For example, [21] developed a column generation method to compute lower bounds for a bi-objective MVRP, while [22] explored different route balancing criteria and their impact on Pareto-optimal frontiers. Additionally, [23] provides a comprehensive survey on workload balancing in MVRP variants, though it does not focus on exact algorithmic solutions. More recently, [24] introduced the Equitable TSP, which seeks to construct two perfect matchings in a network that together form a tour while minimizing the cost difference between them. This work contributes to fairness-driven routing problems by explicitly considering equity in cost distribution. In summary, existing approaches to workload balancing in MTSP typically fall into three categories: (i) modifying the objective function to integrate fairness, as seen in the min-max MTSP and p -norm MTSP, (ii) introducing explicit lower and upper bounds on tour lengths to enforce balance, or (iii) resorting to bi-objective optimization to include both the efficiency and fairness objectives. This paper takes a fundamentally different approach to incorporating fairness by leveraging recent advancements in [16] and enforcing fairness as a parameterized constraint where the parameter relates to the level of fairness being enforced. This approach enables the development of computationally efficient exact algorithms to solve the resulting fair variants of the MTSP, which allows a systematic exploration of the efficiency-fairness trade-off. We also show that our constraint-driven fairness approach is equivalent to scalarizing [25] a bi-objective MTSP with min-sum and fairness maximization objectives.

These approaches highlight the challenge of balancing fairness and efficiency in MTSP and MVRP formulations, demonstrating their complexity and the diversity of methods used to address them. Beyond MTSP, workload balancing is critical in scheduling, facility location, and other decision-making problems. Typically, fairness is enforced using a min-max objective, similar to the min-max MTSP. The fairness-driven MTSP formulations and solution approaches presented here can be adapted for other combinatorial optimization problems where fairness is essential.

1.1. Challenges in existing fairness-oriented MTSP

Both the min-max MTSP and the p -norm MTSP have two significant drawbacks. Firstly, both variants can be notoriously difficult to solve to optimality; the former because of the weakness in the bounds provided by its continuous relaxation and the latter because they are formulated as Mixed-Integer Convex Programs (MICPs) [15]. MICPs cannot be optimally solved without algorithmic enhancements using off-the-shelf solvers for $p > 2$. Secondly, both variants yield feasible MTSP solutions whose distribution of tour lengths is fair but do not provide a continuum of solutions with varying fairness levels. The only way to explore different fairness-cost trade-offs in the p -norm MTSP is through brute-force methods: solving for multiple p values, computing fairness indices, and comparing results.

1.2. Contributions

To address the limitations of the min-max and p -norm MTSP variants, this article introduces two novel parameterized formulations of the MTSP, referred to as Fair-MTSP (F-MTSP). These formulations enforce an equitable distribution of tour lengths among salesmen as a convex constraint while still minimizing the total tour length.

The first variant incorporates fairness into the MTSP formulation using a recently introduced model called ε -fairness [16], which is enforced through a parametric Second-Order Cone (SOC) constraint. The SOC constraint includes a parameter $\varepsilon \in [0, 1]$, where $\varepsilon = 0$ imposes no fairness constraints, and $\varepsilon = 1$ enforces complete equality among tour lengths. Intermediate values of $\varepsilon \in (0, 1)$ correspond to varying levels of fairness. Since ε -fairness is represented as a SOC constraint, this variant, referred to as ε -F-MTSP, results in a Mixed-Integer Second-Order Cone Program (MISOCP). We establish key theoretical properties of this MISOCP and develop computationally efficient algorithms to solve it optimally. Furthermore, we demonstrate that these algorithmic approaches can also be leveraged to efficiently solve the p -norm MTSP for any $p \in \mathbb{Z}^+$. The second variant enforces fairness using a single linear constraint that bounds the Gini coefficient GC by an upper limit $\Delta \in [0, 1]$. This formulation, referred to as Δ -F-MTSP, ensures that fairness is explicitly controlled through Δ , and we show that it can be solved optimally using existing state-of-the-art techniques.

In addition, we formulate bi-objective versions of both F-MTSP variants, considering a “min-sum” objective alongside a “fairness-maximization” objective. We establish that ε -F-MTSP and Δ -F-MTSP can be interpreted as scalarizations of these bi-objective formulations [25]. The scalarizations enable the development of an efficient algorithm to compute the Pareto front, capturing the trade-off between fairness and efficiency. To the best of our knowledge, this is the first work to achieve this. Finally, through extensive computational experiments, we (i) validate the effectiveness of our algorithms in solving both F-MTSP variants as well as the p -norm MTSP, (ii) quantify the trade-off between cost and fairness using the proposed F-MTSP formulations, and (iii) demonstrate the superiority of F-MTSP over the p -norm MTSP and min-max MTSP in terms of fairness enforcement and computational efficiency.

The rest of the article is structured as follows: Section 2 we present some mathematical preliminaries and formulate all the variants of the MTSP, Section 3 presents some theoretical properties of the two ε -F-MTSP and Δ -F-MTSP, Section 4 develops algorithms to solve all the variants of the MTSP presented in the paper, Section 6 presents results of extensive computational experiments to corroborate the effectiveness of the formulations and algorithms followed by conclusion and way forward in Section 7.

2. Mathematical Preliminaries and Formulations

We start by introducing the notations. To that end, we let T denote the set of n targets and d denote the depot where m salesmen are stationed. The MTSP is then formulated on an undirected graph $G = (V, E)$ where $V \triangleq T \cup \{d\}$ is the vertex set and $E \triangleq \{(i, j) : i, j \in V, i \neq j\}$ is the edge set. Since the graph is undirected, (i, j) and (j, i) refer to the same edge that connects vertices i and j . Associated with each edge $(i, j) \in E$ is a non-negative value c_{ij} that denotes the cost of the edge. Depending on the application, this cost can be used to model distance, time, or anything else. We also assume that the costs satisfy the triangle

inequality, i.e., for every $i, j, k \in V$, and $c_{ij} \leq c_{ik} + c_{ki}$. Finally, given a subset of vertices $S \subset V$, we define

$$\begin{aligned}\delta(S) &\triangleq \{(i, j) \in E : i \in S, j \notin S\} \text{ and} \\ \gamma(S) &\triangleq \{(i, j) \in E : i, j \in S\}.\end{aligned}$$

Furthermore, if $S = \{i\}$, we use $\delta(i)$ in place of $\delta(\{i\})$.

2.1. Min-Sum Multiple Traveling Salesman Problem

Using the notations introduced in the previous paragraph, we formulate the single depot MTSP as a MILP, inspired by existing formulations for vehicle routing problems [26]. Associated with every salesman v and edge $(i, j) \in E$ is an integer decision variable x_{ij}^v that whose value is the number of times the edge (i, j) is in the salesman v 's tour. Note that for some edges $(i, j) \in E$, $x_{ij}^v \in \{0, 1, 2\}$, i.e., we permit the degenerate case where a tour for salesman v can consist of just the depot and a target. If $e \in E$ connects two vertices i and j , then (i, j) and e will be used interchangeably to denote the same edge. Also associated with every salesman v and vertex $i \in T$ is a binary decision variable y_i^v that takes a value of 1 if i is visited by the salesman v and 0 otherwise. Finally, for every salesman v , we let l_v denote the length of their tour. Using the above notations, the min-sum MTSP can be formulated as follows:

$$(\mathcal{F}_1) : \min \sum_{1 \leq v \leq m} l_v \quad \text{subject to:} \tag{3a}$$

$$\sum_{e \in E} c_e x_e^v = l_v \quad \forall v \in \{1, \dots, m\} \tag{3b}$$

$$\sum_{e \in \delta(i)} x_e^v = 2 \cdot y_i^v \quad \forall i \in T, v \in \{1, \dots, m\} \tag{3c}$$

$$\sum_{e \in \delta(S)} x_e^v \geq 2 \cdot y_i^v \quad \forall i \in S, S \subseteq T, v \in \{1, \dots, m\} \tag{3d}$$

$$\sum_{1 \leq v \leq m} y_i^v = 1 \quad \forall i \in T \tag{3e}$$

$$y_d^v = 1 \quad \forall v \in \{1, \dots, m\} \tag{3f}$$

$$x_e^v \in \{0, 1, 2\} \quad \forall e \in \{(d, i) : i \in T\}, v \in \{1, \dots, m\} \tag{3g}$$

$$x_e^v \in \{0, 1\} \quad \forall e \in \{(i, j) : i, j \in T\}, v \in \{1, \dots, m\} \tag{3h}$$

$$y_i^v \in \{0, 1\} \quad \forall i \in V, v \in \{1, \dots, m\} \tag{3i}$$

$$l_v \geq 0 \quad \forall v \in \{1, \dots, m\} \tag{3j}$$

The objective (3a) minimizes the sum of all the tour lengths, defined by (3b). (3c) and (3d) are the degree and sub-tour elimination constraints that together enforce the feasible solution for every salesman to be a tour starting and ending at the depot. (3e) and (3f) ensure that all the salesmen start and end at the depot and exactly one salesman visits every target $i \in T$. Finally, (3g)–(3j) enforce the integrality and non-negativity restrictions on the decision variables.

2.2. p -Norm Multiple Traveling Salesman Problem

We now formulate the p -norm MTSP that seeks to enforce equitability in the distribution of the tour lengths using the ℓ^p norms with $p \geq 1$. The formulations presented in this section are based on existing work in [15]. We start by introducing some additional notations. Given that $\mathbf{l} \in \mathbb{R}_{\geq 0}^m$ denotes the non-negative vector of tour lengths for the m salesman, we define

$$\|\mathbf{l}\|_p \triangleq \left(\sum_{1 \leq i \leq m} l_i^p \right)^{\frac{1}{p}}. \quad (4)$$

When $p = \infty$, the definition of ℓ^∞ norm is

$$\|\mathbf{l}\|_\infty \triangleq \max_{1 \leq i \leq m} l_i. \quad (5)$$

For ease of exposition, we shall restrict p to be an integer, although our presentation also holds any real p . Also, it is easy to see that for any $p \geq 1$, the ℓ^p norm is a convex function. Given these notations, the p -norm MTSP for $p \in [1, \infty)$ is formulated as follows:

$$(\mathcal{F}_p): \quad \min \left(\sum_{1 \leq v \leq m} l_v^p \right)^{\frac{1}{p}} \quad \text{subject to: (3b) – (3j)}. \quad (6)$$

Notice that when $p = 1$, the formulation \mathcal{F}_p is equivalent to the MTSP formulation in (3). Also, for any value of $p \in (1, \infty)$, \mathcal{F}_p is a mixed-integer convex optimization problem due to the presence of l_v^p in the objective function in (6). In the later sections, we develop specialized algorithms to solve the p -norm MTSP for any value of $p \in [1, \infty)$ to global optimality. The formulation for $p = \infty$ is provided in the next section.

2.3. Min-Max Multiple Traveling Salesman Problem

The mathematical formulation of the min-max MTSP is equivalent to the p -norm MTSP when $p = \infty$. This equivalence also justifies the current use of min-max objective functions to enforce fairness in the distribution of tour lengths or, in general, workload balancing for optimization problems in other applications. The formulation for the min-max MTSP is given by

$$(\mathcal{F}_\infty): \quad \min \left(\max_{1 \leq v \leq m} l_v \right) \quad \text{subject to: (3b) – (3j)}. \quad (7)$$

The above formulation can be converted to a MILP by the introduction of an additional auxiliary variable $z \geq 0$ as follows:

$$(\mathcal{F}_\infty): \quad \min z \quad \text{subject to: (3b) – (3j)} \quad (8a)$$

$$z \geq l_v \quad \forall v \in \{1, \dots, m\} \text{ and } z \geq 0 \quad (8b)$$

Next, we present two novel formulations for the F-MTSP to enforce different levels of fairness in the distribution of tour lengths.

2.4. Fair Multiple Traveling Salesman Problem

We develop the mathematical formulation for two variants of the F-MTSP, with the variants differing in the manner they enforce the fairness in the distribution of tour lengths. The first variant, referred to as ε -F-MTSP, is based on a recently developed model for fairness called ε -fairness [16]; $\varepsilon = 0$ corresponds to no fairness constraints being enforced on the F-MTSP making it equivalent to the min-sum MTSP, and $\varepsilon = 1$ corresponds to enforcing all the tour lengths to be equal. ε -F-MTSP will result in a MISOCP for a fixed value of $\varepsilon > 0$. The second variant, referred to as Δ -F-MTSP, will enforce an upper-bound of $\Delta \in [0, 1]$ on the Gini coefficient of the tour lengths (1) using a single linear constraint. $\Delta = 1$ corresponds to a trivial upper bound on the Gini coefficient and is equivalent to the min-sum MTSP and as Δ is decreased, the level of fairness enforced increases and $\Delta = 0$ corresponds to enforcing all tour lengths to be equal. We start by presenting the formulation for ε -F-MTSP. We also remark that some of the material presented in the following paragraph can be found in [27]. Nevertheless, we choose to present them again for the sake of completeness.

2.4.1. ε -Fair Multiple Traveling Salesman Problem

We begin by invoking a well-known inequality that relates the l_1 -norm and l_2 -norm of the tour length vector $\mathbf{l} \in \mathbb{R}_{\geq 0}^m$, derived from the fundamental result on the *equivalence of norms* [28]:

$$\|\mathbf{l}\|_2 \leq \|\mathbf{l}\|_1 \leq \sqrt{m} \cdot \|\mathbf{l}\|_2. \quad (9)$$

In (9), we observe that:

- (i) The first inequality holds with equality, i.e., $\|\mathbf{l}\|_2 = \|\mathbf{l}\|_1$, when all but one component of \mathbf{l} are zero (*most unfair case*).
- (ii) The second inequality holds with equality, i.e., $\|\mathbf{l}\|_1 = \sqrt{m} \cdot \|\mathbf{l}\|_2$, when all components of \mathbf{l} are equal (*most fair case*).

Using the intuition provided by (i) and (ii), we introduce the following parameterized definition of fairness:

Definition 1. ε -Fairness [16] — For any $\mathbf{l} \in \mathbb{R}_{\geq 0}^m$ and $\varepsilon \in [0, 1]$, we say \mathbf{l} is ε -fair if

$$\left(1 - \varepsilon + \varepsilon \sqrt{m}\right) \cdot \|\mathbf{l}\|_2 = \|\mathbf{l}\|_1, \quad \text{or equivalently,} \quad \varepsilon = \frac{1}{\sqrt{m} - 1} \left(\frac{\|\mathbf{l}\|_1}{\|\mathbf{l}\|_2} - 1 \right). \quad (10)$$

Here, we interpret $\varepsilon = 0$ as the *most unfair* case and $\varepsilon = 1$ as the *most fair* case. Furthermore, we say \mathbf{l} is *at least ε -fair* if

$$\left(1 - \varepsilon + \varepsilon \sqrt{m}\right) \cdot \|\mathbf{l}\|_2 \leq \|\mathbf{l}\|_1, \quad \text{or equivalently,} \quad \varepsilon \leq \frac{1}{\sqrt{m} - 1} \left(\frac{\|\mathbf{l}\|_1}{\|\mathbf{l}\|_2} - 1 \right). \quad (11)$$

We note that the term $(1 - \varepsilon + \varepsilon \sqrt{m})$ in Definition 1 is a convex combination of \sqrt{m} and 1, where ε acts as the weighting factor. Additionally, (10) naturally reduces to (i) when $\varepsilon = 0$ and to (ii) when $\varepsilon = 1$. The inequality in (11) also represents a second-order cone (SOC) constraint for any fixed $\varepsilon \in [0, 1]$. Definition 1 further allows us to define a fairness metric, which we refer to as the ε -fair index:

$$\varepsilon\text{-Fair Index: } \varepsilon\text{FI}(\mathbf{l}) \triangleq \frac{1}{\sqrt{m} - 1} \left(\frac{\|\mathbf{l}\|_1}{\|\mathbf{l}\|_2} - 1 \right). \quad (12)$$

The range of $\varepsilon\text{FI}(\mathbf{l})$ is $[0, 1]$. We later use (12) in the context of an equivalent bi-objective formulation for the MTSP in Sec. 5.

Next, we present the formulation of the ε -F-MTSP that incorporates fairness in the distribution of tour lengths \mathbf{l} . Given $\varepsilon \in [0, 1]$, The F-MTSP seeks to enforce the vector of tour lengths to be at least ε -fair using (11). This results in the following parameterized mathematical formulation for the ε -F-MTSP:

$$(\mathcal{F}^\varepsilon) : \min \sum_{1 \leq v \leq m} l_v \quad \text{subject to: (3b) - (3j), (11)}. \quad (13)$$

The presence of (11) in (13) makes the above formulation an MISOCP. In the later sections of this article, we present some theoretical results that will provide intuition on how the ε -F-MTSP enforces the distribution of tour lengths to be fair and develop specialized algorithms to solve the ε -F-MTSP for a fixed value of ε to global optimality.

2.4.2. Δ -Fair Multiple Traveling Salesman Problem

This variant of the F-MTSP directly enforces an upper bound, denoted by $\Delta \in [0, 1]$, on the Gini coefficient of the tour lengths. We remark that the Gini coefficient in (1) has a minimum and maximum value of 0 and 1, respectively. Hence, setting an upper bound of 1 on the Gini coefficient is a trivial upper bound and enforces no fairness in the optimal solution, making it equivalent to the min-sum MTSP. Mathematically, enforcing an upper bound of Δ on (1) is given by

$$\sum_{1 \leq i < j \leq m} |l_i - l_j| \leq \Delta \cdot (m - 1) \cdot \sum_{i=1}^m l_i. \quad (14)$$

Additionally, if the tour lengths of the m salesmen are ordered as

$$l_1 \geq l_2 \geq \dots \geq l_{m-1} \geq l_m \quad (15)$$

then the absolute value function in (14) can be eliminated to get the following single linear constraint

$$\sum_{i=1}^m (m - 2i + 1) \cdot l_i \leq \Delta \cdot (m - 1) \cdot \sum_{i=1}^m l_i. \quad (16)$$

Note that ordering the tour lengths in (15) is possible for the MTSP as it does not remove any feasible solutions. For other optimization problems, this might not be possible, and in those cases, one can resort to a linear reformulation of the absolute value in (14). Nevertheless, this can lead to two additional constraints for every (i, j) pair in $1 \leq i < j \leq m$. Using the linear constraint in (16), the parameterized mathematical formulation for the Δ -F-MTSP is given by:

$$(\mathcal{F}^\Delta) : \min \sum_{1 \leq v \leq m} l_v \quad \text{subject to: (3b) - (3j), (15), (16)}. \quad (17)$$

Since (15) and (16) are linear constraints, the Δ -F-MTSP for any value of $\Delta \in [0, 1]$ continues to be a MILP. Next, we introduce a metric used in the literature to study the trade-off between cost and fairness in optimization

problems.

2.5. Cost of Fairness for the MTSP

Cost of fairness (COF) is a metric used in the literature [10, 15] to study the trade-off between cost and fairness for general combinatorial optimization and resource allocation problems. Here, we use it to study the cost-fairness trade-off for different models of the MTSP. To define COF, let \mathcal{F} denote any version of the MTSP that focuses on enforcing an equitable distribution of tour lengths $\mathbf{l}^*(\mathcal{F})$ denote the vector of optimal tour lengths obtained by solving \mathcal{F} . On similar lines, we let $\mathbf{l}_{\min\text{-sum}}^*$ denote the optimal tour lengths obtained by solving \mathcal{F}_1 . Then, the COF is defined as:

$$\text{COF}(\mathcal{F}) \triangleq \frac{\|\mathbf{l}^*(\mathcal{F})\|_1 - \|\mathbf{l}_{\min\text{-sum}}^*\|_1}{\|\mathbf{l}_{\min\text{-sum}}^*\|_1}. \quad (18)$$

The COF for \mathcal{F} in (18) is the relative increase in the sum of the tour lengths under the fair solution $\mathbf{l}^*(\mathcal{F})$, compared to the optimal tour lengths obtained by solving (3), $\mathbf{l}_{\min\text{-sum}}^*$. In (18), $\|\cdot\|_1$ is used to denote the sum of the tour lengths as it equals the summation of all the individual components of the vector of tour lengths. Note that COF is ≥ 0 because the $\|\mathbf{l}_{\min\text{-sum}}^*\|_1$ is the minimum total tour length that any fair version of the MTSP can achieve. The values of $\text{COF}(\mathcal{F})$ closer to 0 are preferable for any \mathcal{F} because they indicate less compromise on the cost while enforcing fairness in $\mathbf{l}^*(\mathcal{F})$'s distribution. The following section presents some theoretical properties of the two variants of the F-MTSP.

3. Theoretical Properties of F-MTSP

We start by presenting some theoretical properties of the ε -F-MTSP to gain intuition on how ε -F-MTSP enforces fairness in the distribution of tour lengths. We remark that some properties will also extend to the Δ -F-MTSP, and we refrain from proving these results again for the Δ -F-MTSP.

3.1. Properties of ε -F-MTSP

We start by introducing some notations. Let μ and σ^2 denote the sample mean and variance of all the tour lengths in \mathbf{l} . Then, combining the definitions of sample mean, sample variance, and the assumption that all tour lengths are non-negative, we have

$$\mu = \frac{\|\mathbf{l}\|_1}{m} \text{ and } \sigma^2 = \frac{1}{m-1} \left(\|\mathbf{l}\|_2^2 - m\mu^2 \right). \quad (19)$$

Combining (11) and (19), we get

$$c_v^2 \triangleq \left(\frac{\sigma}{\mu} \right)^2 \leq h(\varepsilon) \quad (20)$$

where,

$$h(\varepsilon) \triangleq \frac{m}{m-1} \left(\frac{m}{(1-\varepsilon + \varepsilon\sqrt{m})^2} - 1 \right). \quad (21)$$

In (20), c_v is the “coefficient of variation” in statistics [18], a standardized measure of frequency distribution’s dispersion. It is not difficult to see that $h(\varepsilon)$ is strictly decreasing with ε , indicating that as ε is varied from $0 \rightarrow 1$, the upper bound on c_v decreases from a trivial value of \sqrt{m} to 0 (enforces all tour lengths to be equal). In other words, ε -fairness enforces fairness by controlling the dispersion in \mathbf{l} ’s distribution through ε . Next, we present a crucial result from [27] that enables us to identify trends in the feasibility and optimality of the ε -F-MTSP.

Proposition 1. Given $\bar{\varepsilon} \in [0, 1]$, if $\mathcal{F}^{\bar{\varepsilon}}$ in (13) is infeasible, then it is also infeasible for any $\varepsilon \in [\bar{\varepsilon}, 1]$.

Proof. See [27]. □

The above states that if the distribution of tour lengths in \mathbf{l} for the ε -F-MTSP cannot be made $\bar{\varepsilon}$ -fair, it cannot be made any “fair-er”, aligning with our intuitive understanding of fairness. A practical consequence of the proposition is that there exists a $0 \leq \varepsilon^{\max} \leq 1$ such that for any $\varepsilon \in (\varepsilon^{\max}, 1]$, \mathcal{F}^ε is infeasible, and $\varepsilon \in [0, \varepsilon^{\max}]$, \mathcal{F}^ε is feasible. Throughout the rest of the article, we shall refer to $[0, \varepsilon^{\max}]$ as the “feasibility domain” for ε -F-MTSP.

The next result is aimed at the qualitative behavior of the COF in (18) for the ε -F-MTSP. We first recall that $\mathbf{l}^*(\mathcal{F})$ denotes the vector of optimal tour lengths obtained by solving some version of the MTSP that focuses on enforcing fairness in the distribution of tour lengths. Then, we have the following result:

Proposition 2. Given an instance of the ε -F-MTSP, the univariate function $\|\mathbf{l}^*(\mathcal{F}^\varepsilon)\|_1$ monotonically increases with ε for all values of ε in the feasibility domain of the instance.

Proof. The proof follows from the following three observations:

1. the feasible set of solutions of \mathcal{F}^ε becomes smaller as ε increases within its feasibility domain (see [27]),
2. \mathcal{F}^ε is a minimization problem and
3. the objective function of the \mathcal{F}^ε can be rewritten in terms of the 1-norm as $\|\mathbf{l}\|_1$, where \mathbf{l} is the vector of decision variables l_v , $1 \leq v \leq m$.

Together, the above observations lead to the conclusion that if $\varepsilon_1 \geq \varepsilon_2$, then $\|\mathbf{l}^*(\mathcal{F}^{\varepsilon_1})\|_1 \geq \|\mathbf{l}^*(\mathcal{F}^{\varepsilon_2})\|_1$. □

Proposition 2 tells us that when ε increases, the distribution of \mathbf{l} becomes fairer, but the cost (sum of the tour lengths), given by $\|\mathbf{l}\|_1$, increases. This conforms with our intuitive understanding of the trade-off between fairness and cost and enables quantifying this trade-off for different values of ε . A useful corollary of Proposition 2 is

Corollary 1. COF(\mathcal{F}^ε) in (18) monotonically increases with ε for all values ε in the feasibility domain of the ε -F-MTSP instance.

The final theoretical result establishes a closed-form relationship between the Jain et al. index in [18] and the value of ε by showing that enforcing ε -fairness for the tour lengths is equivalent to setting the Jain et al. index of the tour lengths to a bijective function of ε . This will translate any value of the Jain et al. index sought to an equivalent ε value to enforce ε -fairness. To the best of our knowledge, this cannot be done using any of the existing models of fairness.

Proposition 3. Enforcing the vector of tour lengths $\mathbf{l} \in \mathbb{R}_{\geq 0}^m$ to be ε -fair is equivalent to setting

$$\mathbb{J}(\mathbf{l}) = \frac{(1 - \varepsilon + \varepsilon \sqrt{m})^2}{m}$$

Proof. Utilizing the non-negativity of the tour lengths, Jain et al. index in (2) can be equivalently rewritten as

$$\mathbb{J}(\mathbf{l}) = \frac{1}{m} \cdot \frac{(\sum_{i=1}^m l_i)^2}{\sum_{i=1}^m l_i^2} = \frac{\|\mathbf{l}\|_1^2}{m \cdot \|\mathbf{l}\|_2^2}.$$

Combining the above equation with the definition of enforcing ε -fairness in \mathbf{l} leads to

$$\mathbb{J}(\mathbf{l}) = \frac{(1 - \varepsilon + \varepsilon \sqrt{m})^2}{m} \triangleq w(\varepsilon). \quad (22)$$

It is also easy to observe that enforcing \mathbf{l} to be at least ε -fair is equivalent to $\mathbb{J}(\mathbf{l}) \geq w(\varepsilon)$. \square

Proposition 3 establishes a bijective function, $w(\varepsilon)$, that maps any value of ε to an equivalent value of the Jain et al. index. Notably, the similarity between the terms used in the definitions of the Jain et al. index in (2) and the ε -Fair index in (12) is not coincidental. The Jain et al. index in (2) was originally hypothesized to take this form and was shown to possess desirable properties such as independence from population size, scale and metric invariance, boundedness, and continuity with respect to small changes in tour lengths [18]. However, this development in [18] did not provide a clear mathematical derivation or justification for why it effectively measures fairness. In contrast, the development of ε -fairness in Sec. 2, rooted in a fundamental result from linear algebra, offers a rigorous foundation for understanding the Jain et al. index.

Next, we present similar theoretical properties for the Δ -F-MTSP. We remark that the proofs for the Δ -F-MTSP are omitted since the arguments are very similar to the respective proofs for the ε -F-MTSP.

3.2. Properties of Δ -F-MTSP

Similar to the ε -F-MTSP that enforces fairness by controlling the upper bound on the coefficient of variation c_v , the Δ -F-MTSP enforces fairness on the distribution of tour lengths by controlling the sum of pairwise absolute difference. Since the Gini coefficient is based on absolute differences rather than squared values like the coefficient of variation, one can expect the fairness enforced by ε -F-MTSP to be more influenced by outliers (excessively low or high values) [29]. We now present results analogous to Propositions 1 and 2 for the Δ -F-MTSP.

Proposition 4. Given $\bar{\Delta} \in [0, 1]$, if $\mathcal{F}^{\bar{\Delta}}$ in (17) is infeasible, then it is also infeasible for any $\Delta \in [0, \bar{\Delta}]$.

The above proposition states that if the Δ -F-MTSP is infeasible when the upper bound on the Gini coefficient is set to $\bar{\Delta}$, then this bound cannot be reduced further. Similar to ε -F-MTSP, this proposition can be used to define a Δ^{\min} such that for any $\Delta \in [0, \Delta^{\min})$, Δ -F-MTSP is infeasible and feasible for any $\Delta \in [\Delta^{\min}, 1]$ resulting in $[\Delta^{\min}, 1]$ being referred to as the “feasibility domain” for Δ -F-MTSP.

Proposition 5. Given an instance of the Δ -F-MTSP, the univariate function $\|\mathbf{l}^*(\mathcal{F}^\Delta)\|_1$ and $\text{COF}(\mathcal{F}^\Delta)$ in (18) monotonically decreases with Δ for all values of Δ in the feasibility domain of the instance.

Proof. Similar to Proposition 2. \square

In the next section, we present algorithmic approaches to solve all the variants of the MTSP that seek to enforce fairness to global optimality.

4. Algorithms

The state-of-the-art algorithm to solve both the min-sum MTSP and min-max MTSP to optimality is the branch-and-cut algorithm [30]. Though the branch-and-cut algorithm is well-studied in the literature for a more general class of MVRPs [26], we present the main ingredients of the algorithm for keeping the presentation self-contained; for a complete pseudo-code of the approach, interested readers are referred to [7, 30]. The same algorithm, without any modifications, is used to solve the Δ -F-MTSP to optimality as its formulation is the same as that of the min-sum MTSP but for (15) and (16). Furthermore, all the basic ingredients of the branch-and-cut algorithm will also be the building blocks for a custom and enhanced branch-and-cut algorithm, shown in the subsequent paragraphs, to solve the p -norm MTSP and the ε -F-MTSP.

4.1. Separation of Sub-Tour Elimination Constraints in (3d)

We first remark that if not for the sub-tour elimination constraints in (3d) that are exponential in the number of targets, the min-sum or min-max MTSP can directly be provided to an off-the-shelf commercial or open-source MILP solver that uses a standard implementation of the branch-and-cut algorithm to solve the problems to optimality. The exponential number of sub-tour elimination constraints makes transcribing the problem to provide the solver a problematic task. The standard solution to this difficulty is first to solve the relaxed problem, i.e., the problem without (3d), and add sub-tour elimination constraints only when the solution to the relaxed problem violates them. The algorithms that identify the subset of targets for which the sub-tour elimination constraints are violated given any solution to the relaxed problem are called separation algorithms [26]. We now present the separation algorithms that can identify a subset of targets (S in (3d)) for which (3d) is violated given either an integer or a fractional feasible solution to the relaxed problem.

Before we present the separation algorithms, we introduce some notations. For every salesman v , we let $G_v^* = (V_v^*, E_v^*)$ denote the support graph associated with a given fractional or integer solution to the relaxed problem $(\mathbf{x}^*, \mathbf{y}^*)$, i.e., $V_v^* \triangleq \{i \in V : y_i^v > 0\}$ and $E_v^* \triangleq \{e \in E : x_e^v > 0\}$. Here, \mathbf{x}^* and \mathbf{y}^* are the vectors of the decision variable values in the in (3g)–(3i). For every salesman v , the violation of the inequality (3d) can be verified by examining the connected components in G_v^* . Each connected component C that does not contain the depot d generates a violated sub-tour elimination constraint for $S = C$ and each $i \in S$. If a connected component C contains the depot d , the following procedure is used to find the one or more violated sub-tour elimination constraints (3d) for salesman v . Given a connected component C for salesman v that contains a depot d and a fractional solution $(\mathbf{x}^*, \mathbf{y}^*)$, the most violated constraint of the form (3d) can be obtained by computing a global min-cut [31] on a capacitated, undirected graph $\tilde{G}_v = (C, E_v^*)$, with each edge in $e \in E_v^*$ assigned the capacity of x_e^{v*} . The global min-cut will result in a disjoint partition of the set $C = C_1 \cup C_2$ with C_1 containing the depot. If the value of this min-cut is strictly less than $2 \cdot y_i^{v*}$ for $i \in C_2$, then the sub-tour elimination constraint corresponding to the salesman v , the set $S = C_2$ and $i \in C_2$ is violated. This constraint or set of constraints is then added to the relaxed problem, and the problem is re-solved.

The branch-and-cut approach equipped with the above separation algorithm for dynamically generating the sub-tour elimination constraints can be directly used to solve the min-sum MTSP, min-max MTSP, and Δ -F-MTSP for any value of $\Delta \in [0, 1]$ as all of these variants are formulated as MILPs. Application of this

approach to the p -norm MTSP (with $1 < p < \infty$) and the ε -F-MTSP (with $\varepsilon > 0$) requires enhancements to handle the convex ℓ^p norm of the tour lengths in the objective function of (4) and the SOC in (11), respectively. When $p \in \{1, \infty\}$, the p -norm MTSP reduces to the min-sum and min-max MTSP, respectively, and when $\varepsilon = 0$, the ε -F-MTSP is equivalent to the min-sum MTSP. In the subsequent sections, we present an outer approximation technique that adds linear outer approximations of the ℓ^p norm and the SOC constraint dynamically as and when these constraints are violated by a solution to the relaxed problem that ignores these constraints. We start with the p -norm MTSP in the next section.

4.2. p -Norm MTSP

To outer approximate the ℓ^p norm of the tour lengths in the objective function, we first rewrite (4) equivalently as follows:

$$(\mathcal{F}_p) : \min z \text{ subject to: (3b) – (3j), and} \quad (23a)$$

$$z^p \geq \sum_{1 \leq v \leq m} l_v^p. \quad (23b)$$

Notice that the additional constraint (23b) is a convex constraint due to the convexity of any vector's ℓ^p norm; in particular, the constraint defines a convex, p -norm cone of dimension $(m+1)$ i.e., $P = \{(z, \mathbf{l}) \in \mathbb{R}^{m+1} : z \geq \|\mathbf{l}\|_p\}$ (see [32]). It is known in existing literature that when convex cones are outer approximated using linear inequalities, it is always theoretically stronger and also computationally efficient to equivalently represent a high-dimensional cone into potentially many smaller-dimensional cones and outer approximate each of the small cones instead of outer approximating the high dimensional cone directly [33]. Converting a high-dimensional conic constraint into many low-dimensional cones is called ‘‘cone disaggregation’’ [33]. To that end, we now present the sequence of steps to disaggregate the $(m+1)$ dimensional p -norm cone in (23b) to m three-dimensional convex cone and one single linear constraint as follows:

$$\begin{aligned} z^p \geq \sum_{1 \leq v \leq m} l_v^p &\equiv z \geq \sum_{1 \leq v \leq m} \left(\frac{l_v^p}{z^{p-1}} \right) \\ &\equiv \left\{ z = \sum_{1 \leq v \leq m} L_v \text{ and } L_v \cdot z^{p-1} \geq l_v^p \quad \forall 1 \leq v \leq m \right\} \\ &\equiv \left\{ z = \sum_{1 \leq v \leq m} L_v \text{ and } L_v^{\frac{1}{p}} \cdot z^{1-\frac{1}{p}} \geq l_v \quad \forall 1 \leq v \leq m \right\} \end{aligned}$$

In the last equivalence, the constraint $L_v^{\frac{1}{p}} \cdot z^{1-\frac{1}{p}} \geq l_v$ is convex for every v and $1 < p < \infty$; in fact the constraint defines a three dimensional power cone [32] defined as

$$\mathcal{P}_3^{\alpha, 1-\alpha} \triangleq \{(x_1, x_2, x_3) \in \mathbb{R}_{\geq 0}^3 : x_1^\alpha \cdot x_2^{1-\alpha} \geq x_3\}. \quad (25)$$

Using the equivalence, (23b) which is a $(m+1)$ -dimensional p -norm cone can be rewritten as

$$\left\{ z = \sum_{1 \leq v \leq m} L_v \text{ and } (L_v, z, l_v) \in \mathcal{P}_3^{1/p, 1-1/p} \quad \forall v \right\} \quad (26)$$

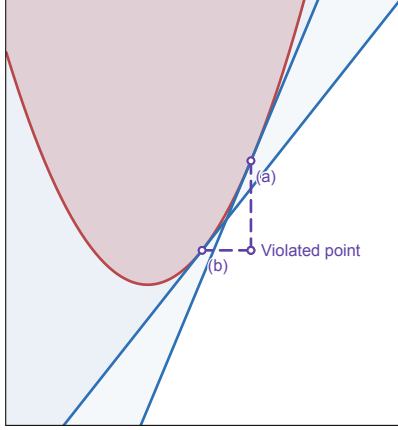


Figure 1: An illustration of the outer approximation procedure. The region shaded in red is the convex constraint, and the violated point is the solution obtained when solving the relaxed problem. This point can be projected onto the surface of the convex curve in many ways; two trivial projections (a) and (b) are shown. For each point, a tangent outer approximates the convex region (shaded in red).

that has m three-dimensional power cones and one linear equality constraint. The linear outer approximation of the three-dimensional power cone is obtained as the first-order Taylor's expansion of the power cone at any point (L_v^0, z^0, l_v^0) that lies on the surface of the cone, i.e., (L_v^0, z^0, l_v^0) satisfy the conic constraint at equality. The linear outer approximation of $(L_v, z, l_v) \in \mathcal{P}_3^{1/p, 1-1/p}$ at (L_v^0, z^0, l_v^0) given by

$$\left(\frac{1}{p}\right) l_v^0 \cdot z^0 \cdot L_v + \left(1 - \frac{1}{p}\right) l_v^0 \cdot L_v^0 \cdot z \geq L_v^0 \cdot z^0 \cdot l_v. \quad (27)$$

In the branch-and-cut algorithm, we first relax the m three-dimensional power cones and add linear outer approximations of these constraints at the point on the cone's surface when the optimal solution to the relaxed problem violates any of them. The point on the cone's surface is obtained by projecting the violated solution onto the cone's surface. This process is pictorially shown in Figures 1.

4.3. ε -F-MTSP

For the ε -F-MTSP, the SOC constraint that enforces ε -fairness in the distribution of tour lengths in (11) is outer approximated analogous to the procedure for outer approximating the p -norm cone constraint in (23b). The procedure is the same if we introduce an additional variable z and equivalently represent \mathcal{F}^ε as

$$(\mathcal{F}^\varepsilon) : \quad \min \sum_{1 \leq v \leq m} l_v \quad \text{subject to: (3b) - (3j),} \quad (28a)$$

$$z \cdot \left(1 - \varepsilon + \varepsilon \sqrt{m}\right) = \sum_{1 \leq v \leq m} l_v, \quad \text{and } z \geq \|I\|_2. \quad (28b)$$

We remark that the SOC constraint in (28b) is exactly equivalent to the 2-norm constraint that is obtained when letting $p = 2$ in (23b) and hence, the same procedure detailed in the previous section is used to outer approximate the SOC constraint. In the next section, we formulate two bi-objective versions of the MTSP that incorporate length balancing and show how they relate to the ε -fair MTSP and Δ -fair MTSP.

5. Bi-objective MTSP

Thus far, we have formulated different variants of the MTSP that incorporate fairness in the distribution of tour lengths while minimizing the overall cost. In this section, we take a different approach by explicitly formulating two bi-objective MTSP variants, where one objective minimizes the total tour length (“min-sum”), and the other enforces fairness in the tour length distribution. Similar to the two fairness-based MTSP variants, ε -F-MTSP and Δ -F-MTSP, we introduce two bi-objective formulations:

$$(\mathcal{F}_{\text{bi-obj}}^\varepsilon) : \min \left(\sum_{1 \leq v \leq m} l_v, -\varepsilon \text{FI}(\mathbf{l}) \right) \quad \text{subject to: (3b) – (3j)}. \quad (29)$$

$$(\mathcal{F}_{\text{bi-obj}}^\Delta) : \min \left(\sum_{1 \leq v \leq m} l_v, \text{GC}(\mathbf{l}) \right) \quad \text{subject to: (3b) – (3j)}. \quad (30)$$

In (29), the second objective aims to maximize $\varepsilon \text{FI}(\mathbf{l})$, which is equivalent to minimizing $-\varepsilon \text{FI}(\mathbf{l})$. This enforces fairness in the tour length distribution, as a higher ε -fair index corresponds to a more balanced allocation of workload between the salesmen. Similarly, in (30), fairness is promoted by minimizing the Gini coefficient of \mathbf{l} , since a lower Gini coefficient indicates a more equitable distribution of tour lengths.

A well-established approach for obtaining the Pareto front of bi-objective optimization problems is scalarization, where the multi-objective problem is converted into a single-objective problem [25]. There are several scalarization techniques (see [34]); in this work, we use the α -constraint method [34]. This approach enforces a lower or upper bound (denoted by α) on one of the objectives, depending on whether the objective is to be maximized or minimized. The following proposition establishes that applying the α -constraint method to the fairness objectives in (29) and (30) results in the fairness-based MTSP formulations \mathcal{F}^ε and \mathcal{F}^Δ for appropriate values of ε and Δ , respectively.

Proposition 6. Scalarizing $\mathcal{F}_{\text{bi-obj}}^\varepsilon$ and $\mathcal{F}_{\text{bi-obj}}^\Delta$ using the α -constraint method [34] results in the optimization problems \mathcal{F}^ε and \mathcal{F}^Δ for appropriate values of ε and Δ , respectively.

Proof. We present the proof for $\mathcal{F}_{\text{bi-obj}}^\varepsilon$; the proof for $\mathcal{F}_{\text{bi-obj}}^\Delta$ follows similarly and is omitted for brevity. Applying the α -constraint method to the fairness objective in $\mathcal{F}_{\text{bi-obj}}^\varepsilon$ results in the following optimization problem:

$$\begin{aligned} & \min \sum_{1 \leq v \leq m} l_v \quad \text{subject to: (3b) – (3j), and } -\varepsilon \text{FI}(\mathbf{l}) \leq \alpha \\ \Rightarrow & \min \sum_{1 \leq v \leq m} l_v \quad \text{subject to: (3b) – (3j), and } -\alpha \leq \frac{1}{\sqrt{m}-1} \left(\frac{\|\mathbf{l}\|_1}{\|\mathbf{l}\|_2} - 1 \right) \\ \Rightarrow & \min \sum_{1 \leq v \leq m} l_v \quad \text{subject to: (3b) – (3j), and } \left(1 - (-\alpha) + (-\alpha) \sqrt{m} \right) \cdot \|\mathbf{l}\|_2 \leq \|\mathbf{l}\|_1 \\ \equiv & (\mathcal{F}^\varepsilon) \text{ with } \varepsilon = -\alpha. \end{aligned}$$

The first and second implications follow from Definition 1. During the scalarization process, α must be

chosen to be consistent with the feasibility of the constraint $-\varepsilon\text{FI}(\mathbf{I}) \leq \alpha$, i.e., $\alpha \in [-1, 0]$. When $\alpha = 0$, no fairness on the distribution of tour lengths is enforced, while $\alpha = -1$ enforces complete fairness by ensuring equal tour lengths, aligning with the development of ε -fairness in Sec. 2. \square

By solving the scalarized problem for all feasible values of α , we can compute the Pareto front, which characterizes the trade-off between fairness in tour length distribution and total tour length (a measure of efficiency). Furthermore, the solution algorithms presented in Sec. 4 can be directly applied to solve these scalarized formulations and obtain the Pareto front. To the best of our knowledge, this is the first work in the literature that explicitly enables the computation of the Pareto front between fairness and efficiency in the MTSP. In the next section, we present the results of extensive computational experiments that elucidate the pros and cons of every variant of the MTSP presented in this article.

6. Computational Results

In this section, we discuss the computation results of the proposed algorithm to solve Fair-MTSP and p -norm MTSP and show its advantages over min-max MTSP. We start by providing the details in the test instances. A total of 5 instances were chosen for the computational experiments. Four instances were directly taken from the TSPLIB benchmark library [35] that consists of various single vehicle TSP instances, and one instance with 50 targets was generated using the road network data in the suburb of Seattle using OpenStreetMap [36] to showcase the practicality of this work; we refer to this instance as “Seattle”. The four TSPLIB instances are “burma14”, “bays29”, “eil51”, and “eil76” with 14, 29, 51, and 76 targets, respectively. The depot location was chosen as the centroid for all the target locations for all four instances. All the algorithms were implemented using the Kotlin programming language with CPLEX 22.1 as the underlying branch-and-cut solver, and all the computational experiments were run on an Intel Haswell 2.6 GHz, 32 GB, 20-core machine. Furthermore, we impose a computational time limit of 1 hour on any run of the branch-and-cut algorithms presented in this paper. Finally, we remark that the implementation of the algorithms for all the variants of the MTSP and the F-MTSP is open-sourced and made available at <https://github.com/kaarthiksundar/FairMTSP>.

6.1. Computation Time Study

We use the four TSPLIB instances for this set of experiments and choose the number of salesmen m from the set $\{3, 4, 5\}$. This results in a total of 12 instances. The Tables 1, 2, and 3 summarize the computation times for the different variants of the MTSP formulated in this article. The naming convention used in the Tables for the instances is “name- m ” where “name \in {burma14, bays29, eil51, eil76} and $m \in \{3, 4, 5\}$. For each of the twelve instances, we solve the min-sum MTSP (\mathcal{F}_1), the min-max MTSP (\mathcal{F}_∞), the p -norm MTSP (\mathcal{F}_p) for $p \in \{2, 3, 5, 10\}$, the ε -F-MTSP (\mathcal{F}^ε) for $\varepsilon \in \{0.1, 0.3, 0.5, 0.7, 0.9\}$ and the Δ -F-MTSP (\mathcal{F}^Δ) for $\Delta \in \{0.1, 0.3, 0.5, 0.7, 0.9\}$. The Tables 1, 2, and 3 show the computation time of all the aforementioned variants of the MTSP in seconds. If the computation time exceeds the computation time limit of one hour, the corresponding entry has a “t.l.” abbreviating “time limit”. The summary of the results is as follows:

- (i) The computation times for the min-max MTSP are significantly higher than all other variants of MTSP. This is expected behavior, as this was the original premise and motivation of the paper.

- (ii) The computation times for the p -norm MTSP are similar to the ε -F-MTSP and Δ -F-MTSP for smaller instances but for larger instances, the ε -F-MTSP and Δ -F-MTSP have a clear computational advantage over p -norm MTSP.
- (iii) Between ε -F-MTSP and Δ -F-MTSP, there is no clear winner in computation time, and the choice of the formulation is left to a practitioner's preference.

Table 1: Computation time in seconds for min-sum MTSP, min-max MTSP, and p -norm MTSP.

name	\mathcal{F}_1	\mathcal{F}_∞	\mathcal{F}_p			
			$p = 2$	$p = 3$	$p = 5$	$p = 10$
burma14-3	0.52	0.78	0.56	0.73	0.78	0.76
burma14-4	0.65	1.11	1.58	2.08	2.1	1.3
burma14-5	0.61	2.16	2.9	2.91	3.23	2.77
bays29-3	2.76	10.85	8.06	11.42	8.12	10.3
bays29-4	2.78	44.76	17.93	14.98	18.91	24.69
bays29-5	4.7	543.86	116.87	1019.08	74.93	105.14
eil51-3	11.21	145.79	50.76	171.52	45.91	46.12
eil51-4	18.87	896.6	146.51	126.83	164.11	442.09
eil51-5	32.19	t.l.	606.65	1007.5	985.27	2122.81
eil76-3	9.74	1482.12	887.06	532.91	1320.95	556.58
eil76-4	14.33	t.l.	t.l.	t.l.	t.l.	t.l.
eil76-5	131.55	t.l.	t.l.	t.l.	t.l.	t.l.

Table 2: Computation time in seconds for min-sum MTSP and ε -F-MTSP.

name	\mathcal{F}_1	\mathcal{F}^ε				
		$\varepsilon = 0.1$	$\varepsilon = 0.3$	$\varepsilon = 0.5$	$\varepsilon = 0.7$	$\varepsilon = 0.9$
burma14-3	0.52	0.54	0.54	0.58	0.52	0.48
burma14-4	0.65	0.54	0.97	1.17	1.15	2.04
burma14-5	0.61	0.96	0.82	1.47	2.75	2.9
bays29-3	2.76	5.6	5.32	5.27	10.34	11.11
bays29-4	2.78	7.07	5.08	11.87	10.6	23.85
bays29-5	4.7	8.42	11.29	19.1	38.57	74.72
eil51-3	11.21	22.57	23.96	25.11	39.39	40.74
eil51-4	18.87	55.73	39.5	83.07	61.65	169.18
eil51-5	32.19	66.73	58.59	131.5	243.22	1014.32
eil76-3	9.74	115.21	186.7	136.18	419.62	852.35
eil76-4	14.33	t.l.	203.83	t.l.	1924.1	t.l.
eil76-5	131.55	501.44	351.15	2317.17	t.l.	t.l.

Table 3: Computation time in seconds for min-sum MTSP and Δ -F-MTSP.

name	\mathcal{F}_1	\mathcal{F}^Δ				
		$\Delta = 0.1$	$\Delta = 0.3$	$\Delta = 0.5$	$\Delta = 0.7$	$\Delta = 0.9$
burma14-3	0.52	0.55	0.59	0.73	0.56	0.45
burma14-4	0.65	2.23	2.01	1.01	0.57	0.59
burma14-5	0.61	3.23	3.05	2.72	1.45	0.95
bays29-3	2.76	7.59	11.6	16.96	5.05	6.38
bays29-4	2.78	15.78	22.35	11.61	8.83	6.66
bays29-5	4.7	112.36	43.05	40.92	21.45	9.78
eil51-3	11.21	77.22	54.14	59.13	20.08	23.33
eil51-4	18.87	93.72	242.88	73.94	36.6	40.8
eil51-5	32.19	707.15	365.4	564.97	248.81	68.72
eil76-3	9.74	304.82	805.84	273.32	t.l.	104.55
eil76-4	14.33	t.l.	t.l.	1866.5	225.06	267.71
eil76-5	131.55	t.l.	t.l.	t.l.	t.l.	357.69

6.2. Pareto Front and Cost of Fairness Examination

For this study, we focus on the "eil51" instance with $m = 5$. The omission of other instances is intentional, as the trends observed for "eil51" are consistent across all instances. Our objective is to compute the Pareto front for the bi-objective MTSP formulations $\mathcal{F}_{\text{bi-obj}}^\varepsilon$ and $\mathcal{F}_{\text{bi-obj}}^\Delta$. To achieve this, we apply the scalarization technique outlined in Proposition 6, varying the values of α to construct the Pareto front. The Pareto fronts for $\mathcal{F}_{\text{bi-obj}}^\varepsilon$ and $\mathcal{F}_{\text{bi-obj}}^\Delta$ are presented in Figure 2. From the plot, it is evident that the "min-sum" and "min-max" solutions represent the two extreme cases for the MTSP.

Next, we solve the min-sum MTSP, min-max MTSP, ε -F-MTSP and the Δ -F-MTSP for ε and Δ values starting from 0 to 1 in steps of 0.05; for both the min-max and the fair versions of the MTSP, we compute the cost of fairness as defined by (18). Figure 3 shows the COF values as we increase the values of ε and Δ . Notice that the COF of the min-max MTSP solution, $\text{COF}(\mathcal{F}_\infty)$ is a fixed value where as for the ε -F-MTSP (Δ -F-MTSP) the COF monotonically increases (decreases) with ε (Δ) values. This monotonicity property is theoretically guaranteed by Corollary 1 and Proposition 5, respectively. Figure 3 is an important tool for a practitioner to understand the trade-off between efficiency measured in terms of total travel distance and fairness in the distribution of the individual tour length. One main advantage of the ε -F-MTSP and the Δ -F-MTSP is that they provide a range of solutions with different COF values that a practitioner can choose from as opposed to just one solution that has a maximum level of fairness provided by the min-max MTSP. We also note that the similarity between the two plots in Figures 2 and 3, aside from differences in scale, is not a coincidence. This is because the expression for COF in (18) and the sum of the tour lengths are related by an affine transformation.

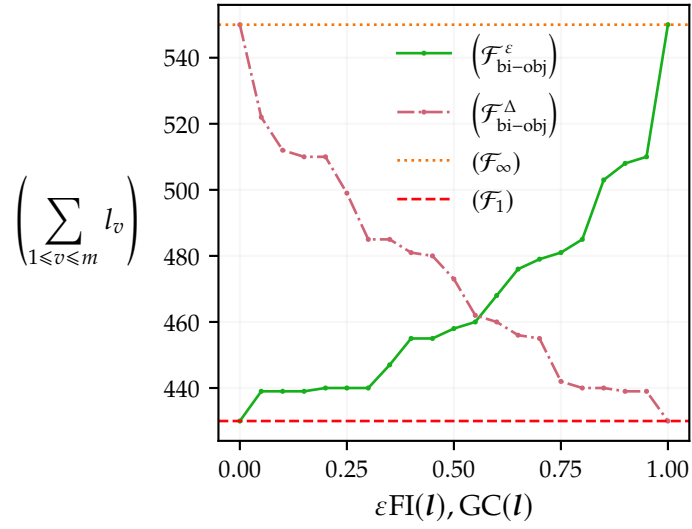


Figure 2: The Pareto fronts for the two bi-objective formulations, the total tour length for the “min-sum” and “min-max” MTSP for the eil51 instance with $m = 5$ are shown.

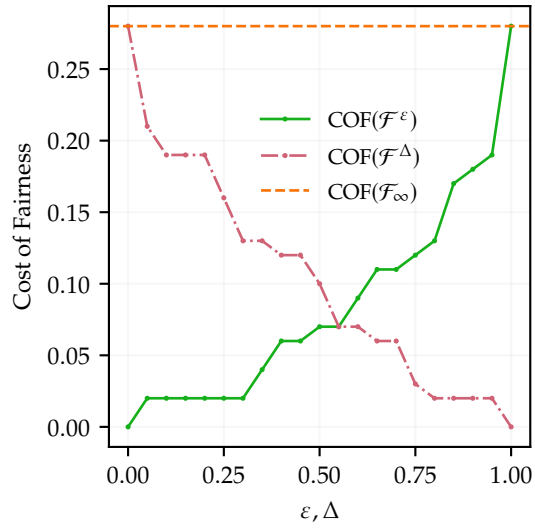


Figure 3: Cost of fairness of the optimal solutions of ϵ -F-MTSP and Δ -F-MTSP as we vary ϵ and Δ from 0 to 1 for the eil51 instance with $m = 5$.

6.3. Direct Comparison of F-MTSP Variants with min-max MTSP

To perform a direct comparison, we solve the min-max MTSP \mathcal{F}_∞ , compute $\varepsilon(\mathcal{F}_\infty)$ and $\Delta(\mathcal{F}_\infty)$ using the optimal solution of the min-max MTSP i.e., $\mathbf{l}^*(\mathcal{F}_\infty)$, as

$$\varepsilon(\mathcal{F}_\infty) \triangleq \varepsilon\text{FI}(\mathbf{l}^*(\mathcal{F}_\infty)) \quad (31)$$

$$\Delta(\mathcal{F}_\infty) \triangleq \text{GC}(\mathbf{l}^*(\mathcal{F}_\infty)) \quad (32)$$

and solve the ε -F-MTSP and Δ -F-MTSP using $\varepsilon = \varepsilon(\mathcal{F}_\infty)$ and $\Delta = \Delta(\mathcal{F}_\infty)$, respectively. Essentially, we calculate the level of fairness in the optimal solution to the min-max MTSP, $\mathbf{l}^*(\mathcal{F}_\infty)$, using the ε -fair index in (12) and Gini coefficient in (1) and solve \mathcal{F}^ε and \mathcal{F}^Δ with the calculated values. Table 4 shows the objective values obtained by the above procedure for different instances. The main takeaway from Table 4 is that the optimal solutions of the F-MTSP variants can result in lower objective value (sum of tour lengths) for the same degree of fairness as that of the optimal solution to the min-max MTSP.

Table 4: Objective value comparison between min-max and fair variants of the MTSP.

name	$\ \mathbf{l}^*(\mathcal{F}_\infty)\ _1$	Value of		$\ \mathbf{l}^*(\mathcal{F}^\varepsilon)\ _1$	$\ \mathbf{l}^*(\mathcal{F}^\Delta)\ _1$
		$\varepsilon(\mathcal{F}_\infty)$	$\Delta(\mathcal{F}_\infty)$		
burma14-3	39.0	1.0	0.0	39.0	39.0
burma14-4	48.0	1.0	0.0	48.0	48.0
burma14-5	60.0	1.0	0.0	60.0	60.0
bays29-3	10569.0	0.99993	0.00596	10555.0	10564.0
bays29-4	11305.0	0.99983	0.00858	11305.0	11305.0
bays29-5	12887.0	0.99921	0.01909	12718.0	12718.0
eil51-3	470.0	0.99996	0.00426	470.0	470.0
eil51-4	494.0	0.99998	0.0027	492.0	494.0

6.4. A Practical Use Case - Electric Vehicle Fleet Management

This section aims to demonstrate the usefulness of the F-MTSP formulation in a practical setting. Suppose we have a fleet of 4 electric vehicles stationed at a depot used to make package deliveries in a suburb of Seattle. The objective is to find routes for each of these vehicles so as to minimize total travel distance while ensuring fairness in the distribution of all the vehicles' travel distances. Enforcing that the distribution of the vehicles' travel distance is fair is useful in this context as it ensures all vehicles have equitable battery usage. This problem can be directly modeled as a MTSP. We now qualitatively compare the optimal solutions provided by the different variants of the MTSP in Figure 4.

Notice that the optimal solution of the min-sum MTSP (Figure 4b) uses only one vehicle to perform all the deliveries as it imposes no constraints on fairness in the distribution of each vehicle's travel distance. From a pure minimize travel distance standpoint, it is always better to only use one vehicle to visit all the targets as long as triangle inequality is satisfied, and this is exactly what is observed in the optimal min-sum MTSP solution. The optimal min-max MTSP solution uses all four vehicles and qualitatively has a fair distribution of the vehicles' travel distances (Figure 4c). Solutions with a similar distribution of tour lengths are obtained




Figure 4: (a) shows the graph of the “Seattle” instance with the red dot representing the depot and the blue dots representing the different targets. 4 electric vehicles are initially stationed at the depot. The path for each vehicle obtained by solving the different variants of the MTSP is shown in different colors in (b)–(i). (b) and (c) show the optimal min-sum and min-max MTSP tours, respectively. The second and third rows show optimal solutions for the Δ -F-MTSP and ϵ -F-MTSP, respectively, with different Δ and ϵ values. The time taken to compute the optimal solution in all the illustrations is provided in parentheses.

by solving the Δ -F-MTSP with $\Delta = 0.1$ (Figure 4f) and ε -F-MTSP with $\varepsilon = 0.9$ (Figure 4i) with much lower computation times. Finally, as we either increase ε (Figures 4g–4i) or decrease Δ (Figures 4d–4f), the solutions qualitatively become fairer and the computation time to find the fairer solutions increases.

7. Conclusions and Way Forward

This work proposes different variants of the MTSP to incorporate fairness in the distribution of tour lengths. In particular, it formulates four variants: the min-max MTSP, p -norm MTSP, ε -fair MTSP, and Δ -fair MTSP; the first two variants exist in the literature, and the last two variants are the novel contributions of this work. The work also develops a custom branch-and-cut algorithm to solve all the variants. The major takeaways of this work can be summarised as follows:

- (i) The min-max MTSP can achieve fairness in the distribution of tour lengths at the cost of high computation time. This is known in the literature, and the results of the computational experiments conform with this observation.
- (ii) A better alternative to the min-max MTSP, in terms of both computation time and enforcing fairness, is one of the following: the p -norm MTSP variant with $p = 2$, or the ε -F-MTSP with a high value of ε or Δ -F-MTSP variant with a small value of Δ . Furthermore, the min-max MTSP is equivalent to the p -norm MTSP when $p = \infty$.
- (iii) All three variants, namely the p -norm MTSP, the ε -F-MTSP, and the Δ -F-MTSP, can result in a family of solutions with different levels of the trade-off between the sum of tour lengths and fairness in the distribution of tour lengths when the values of p , ε , and Δ are varied in their respective domains, with the ε -F-MTSP and Δ -F-MTSP having a slight edge in terms of computation time for larger test cases. Additionally, the ε -F-MTSP and the Δ -F-MTSP have theoretical properties that conform with our intuitive understanding of the inherent trade-off between fairness and efficiency while the p -norm does not have such properties.
- (iv) The algorithms developed for the ε -F-MTSP and the Δ -F-MTSP can be used to compute the Pareto front of the two bi-objective MTSP formulations $\mathcal{F}_{\text{bi-obj}}^\varepsilon$ and $\mathcal{F}_{\text{bi-obj}}^\Delta$ with both the efficiency and fairness objectives.
- (v) Finally, empirical results suggest that the computation time of any of the fair variants of the MTSP proposed in this work increases as one tries to make the distributions of tour lengths fairer.

Future work may be directed toward developing fast heuristics and approximation algorithms for the fair variants of the MTSP. Furthermore, leveraging the general model of enforcing a set of decision variable values to be fair in other application domains like scheduling, supply chain management, robotics, energy systems, etc., will be an exciting research direction.

References

- [1] K. Dorling, J. Heinrichs, G. G. Messier, S. Magierowski, Vehicle routing problems for drone delivery, *IEEE Transactions on Systems, Man, and Cybernetics: Systems* 47 (1) (2016) 70–85.

- [2] K. Sundar, S. Sanjeevi, C. Montez, A branch-and-price algorithm for a team orienteering problem with fixed-wing drones, *EURO Journal on Transportation and Logistics* 11 (2022) 100070.
- [3] C. C. Murray, R. Raj, The multiple flying sidekicks traveling salesman problem: Parcel delivery with multiple drones, *Transportation Research Part C: Emerging Technologies* 110 (2020) 368–398.
- [4] T. Bektas, The multiple traveling salesman problem: an overview of formulations and solution procedures, *Omega* 34 (3) (2006) 209–219.
- [5] K. Savla, E. Frazzoli, F. Bullo, Traveling salesperson problems for the dubins vehicle, *IEEE Transactions on Automatic Control* 53 (6) (2008) 1378–1391.
- [6] S. Rathinam, R. Sengupta, S. Darbha, A resource allocation algorithm for multivehicle systems with nonholonomic constraints, *IEEE Transactions on Automation Science and Engineering* 4 (1) (2007) 98–104.
- [7] K. Sundar, S. Rathinam, An exact algorithm for a heterogeneous, multiple depot, multiple traveling salesman problem, in: *2015 International Conference on Unmanned Aircraft Systems (ICUAS)*, IEEE, 2015, pp. 366–371.
- [8] S. Venkatachalam, K. Sundar, S. Rathinam, A two-stage approach for routing multiple unmanned aerial vehicles with stochastic fuel consumption, *Sensors* 18 (11) (2018) 3756.
- [9] A. Otto, N. Agatz, J. Campbell, B. Golden, E. Pesch, Optimization approaches for civil applications of unmanned aerial vehicles (UAVs) or aerial drones: A survey, *Networks* 72 (4) (2018) 411–458.
- [10] D. Bertsimas, V. F. Farias, N. Trichakis, The price of fairness, *Operations Research* 59 (1) (2011) 17–31.
- [11] P. M. França, M. Gendreau, G. Laporte, F. M. Müller, The m -traveling salesman problem with minmax objective, *Transportation Science* 29 (3) (1995) 267–275.
- [12] D. Scott, S. G. Manyam, D. W. Casbeer, M. Kumar, Market approach to length constrained min-max multiple depot multiple traveling salesman problem, in: *2020 American Control Conference (ACC)*, IEEE, 2020, pp. 138–143.
- [13] S. K. K. Hari, S. Rathinam, S. Darbha, K. Kalyanam, S. G. Manyam, D. Casbeer, Optimal UAV route planning for persistent monitoring missions, *IEEE Transactions on Robotics* 37 (2) (2020) 550–566.
- [14] D. Applegate, W. Cook, S. Dash, A. Rohe, Solution of a min-max vehicle routing problem, *INFORMS Journal on computing* 14 (2) (2002) 132–143.
- [15] T. Bektaş, A. N. Letchford, Using ℓ_p -norms for fairness in combinatorial optimisation, *Computers & Operations Research* 120 (2020) 104975.
- [16] K. Sundar, D. Deka, R. Bent, A parametric, second-order cone representable model of fairness for decision-making problems, *arXiv preprint arXiv:2412.05143* (2024).
- [17] C. Gini, On the measure of concentration with special reference to income and statistics, *Colorado College Publication, General Series* 208 (1) (1936) 73–79.
- [18] R. K. Jain, D.-M. W. Chiu, W. R. Hawe, et al., A quantitative measure of fairness and discrimination, *Eastern Research Laboratory, Digital Equipment Corporation, Hudson, MA* 21 (1984).
- [19] M. Zukerman, M. Mammadov, L. Tan, I. Ouyeyisi, L. L. Andrew, To be fair or efficient or a bit of both, *Computers & operations research* 35 (12) (2008) 3787–3806.
- [20] T. Bektaş, Balancing tour durations in routing a vehicle fleet, in: *2013 IEEE Symposium on Computational Intelligence in Production and Logistics Systems (CIPLS)*, IEEE, 2013, pp. 9–16.
- [21] B. M. Sarpong, C. Artigues, N. Jozefowicz, Column generation for bi-objective vehicle routing problems with a min-max objective, in: *ATMOS-13th Workshop on Algorithmic Approaches for Transportation Modelling, Optimization, and Systems-2013*, Vol. 33, Schloss Dagstuhl—Leibniz-Zentrum fuer Informatik, 2013, pp. 137–149.
- [22] E. E. Halvorsen-Weare, M. W. Savelsbergh, The bi-objective mixed capacitated general routing problem with different route balance criteria, *European Journal of Operational Research* 251 (2) (2016) 451–465.
- [23] P. Matl, R. F. Hartl, T. Vidal, Workload equity in vehicle routing problems: A survey and analysis, *Transportation Science* 52 (2) (2018) 239–260.
- [24] J. Kinable, B. Smeulders, E. Delcour, F. C. Spiessma, Exact algorithms for the equitable traveling salesman problem, *European Journal of Operational Research* 261 (2) (2017) 475–485.
- [25] C.-L. Hwang, A. S. M. Masud, *Multiple objective decision making—methods and applications: a state-of-the-art survey*, Vol. 164, Springer Science & Business Media, 2012.
- [26] P. Toth, D. Vigo, *The vehicle routing problem*, SIAM, 2002.
- [27] K. Sundar, D. Deka, R. Bent, Fairly extreme: Minimizing outages equitably, *arXiv preprint arXiv:2310.01348* (2023).
- [28] R. A. Horn, C. R. Johnson, *Matrix analysis*, Cambridge university press, 2012.

- [29] F. G. De Maio, Income inequality measures, *Journal of Epidemiology & Community Health* 61 (10) (2007) 849–852.
- [30] K. Sundar, S. Rathinam, Algorithms for heterogeneous, multiple depot, multiple unmanned vehicle path planning problems, *Journal of Intelligent & Robotic Systems* 88 (2017) 513–526.
- [31] R. E. Gomory, T. C. Hu, Multi-terminal network flows, *Journal of the Society for Industrial and Applied Mathematics* 9 (4) (1961) 551–570.
- [32] S. P. Boyd, L. Vandenberghe, *Convex optimization*, Cambridge university press, 2004.
- [33] M. Lubin, E. Yamangil, R. Bent, J. P. Vielma, Polyhedral approximation in mixed-integer convex optimization, *Mathematical Programming* 172 (2018) 139–168.
- [34] K. Miettinen, *Nonlinear multiobjective optimization*, Vol. 12, Springer Science & Business Media, 1999.
- [35] G. Reinelt, Tsplib—a traveling salesman problem library, *ORSA journal on computing* 3 (4) (1991) 376–384.
- [36] OpenStreetMap contributors, Planet dump retrieved from <https://planet.osm.org> , <https://www.openstreetmap.org> (2017).