

Sketch-Plan-Generalize: Continual Few-Shot Learning of Inductively Generalizable Spatial Concepts for Language-Guided Robot Manipulation

Namasivayam Kalithasan^{*1} Sachit Sachdeva^{*1} Himanshu Gaurav Singh² Divyanshu Aggarwal¹
Gurarmaan Singh Panjeta¹ Vishal Bindal² Arnav Tuli² Rohan Paul¹ Parag Singla¹

Abstract

Our goal is to build embodied agents that can learn inductively generalizable spatial concepts in a continual manner, e.g. constructing a tower of a given height. Existing work suffers from certain limitations (a) (Liang et al., 2023) and their multi-modal extensions, rely heavily on prior knowledge and are not grounded in the demonstrations (2) (Liu et al., 2023) lack the ability to generalize due to their purely neural approach. A key challenge is to achieve a fine balance between symbolic representations which have the capability to generalize, and neural representations that are physically grounded. In response, we propose a neuro-symbolic approach by expressing inductive concepts as symbolic compositions over grounded neural concepts. Our key insight is to decompose the concept learning problem into the following steps 1) *Sketch*: Getting a programmatic representation for the given instruction 2) *Plan*: Perform Model-Based RL over the sequence of grounded neural action concepts to learn a grounded plan 3) *Generalize*: Abstract out a generic (lifted) Python program to facilitate generalizability 1. Continual learning is achieved by interspersing learning of grounded neural concepts with higher level symbolic constructs. Our experiments demonstrate that our approach significantly outperforms existing baselines in terms of its ability to learn novel concepts and generalize inductively.

1. Introduction

Ability to learn novel concepts which generalize *inductively* is one of the hallmarks of human intelligence (Tenenbaum et al., 2011). We are highly data efficient— looking at a

^{*}Equal contribution ¹Indian Institute of Technology Delhi, India ²Work done when at IIT Delhi. Correspondence to: Namasivayam Kalithasan <namasivayam.k@cse.iitd.ac.in>, Parag Singla <parags@iitd.ac.in>.

few instances of towers of certain heights, we can easily generalize to constructing towers of any height. Further, there is reason to believe that we can represent these concepts in a modular and compositional manner (Lake et al., 2015), e.g., we can think of a tower as a sequence of blocks put on top of each other, and a staircase as a sequence of towers of increasing height. In this work, we would like to examine the question, whether current embodied agents can achieve this task while retaining the properties of inductive generalizability, learning only from a few demonstrations, and also being guided by natural language instructions.

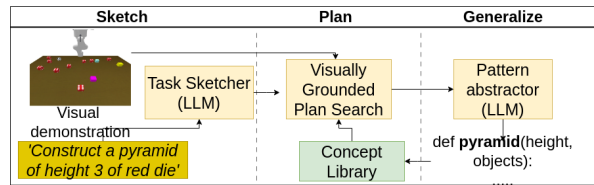


Figure 1. Sketch-Plan-Generalize We decompose the problem of learning inductive concepts from grounded visual demonstrations into 3 stages: 1) *Sketch*: Converting natural language to high level task sketch, 2) *Plan*: Learning grounded sequence of actions from the visual demonstrations, 3) *Generalize*: Generalizing the grounded action sequence along with task sketch representation into a Python program. A concept library helps to facilitate learning of complex structures and promotes continual learning.

Our goal is also to be able to *continually* learn higher-order concepts expressing increasingly complex spatial structures (Collins et al., 2024; Silver et al., 2019) over time, which can be expressed hierarchically, composed of simpler concepts learned hitherto.

We note that while there have been attempts to achieve this task in the literature, they have their own limitations. (Liang et al., 2023) makes use of an LLM (Large Language Model), combined with several API calls, to learn a set of programs to achieve the given task specified by an instruction. Their pipeline has no way to get user feedback in the form of a human generated demonstration, and completely relies on prior world knowledge to learn and execute such concepts. Extension of this to VLMs (Vision Language

Models) (Achiem et al., 2023) also fails to generalize when presented with linguistically novel concepts, due to over reliance on prior knowledge. On the other hand, approaches such as (Liu et al., 2023), learn from given demonstrations, but lack the ability to generalize inductively or learning to compose, due to purely neural nature of their approach.

Our key insight is to make use of a neuro-symbolic approach for learning of inductively generalizable concepts. We build on the existing work (Kalithasan et al., 2023) for learning of grounded neural concepts. We assume a DSL (Domain Specific Language) of various concepts, including actions, and their arguments, while their semantics are learned from the data. The DSL (details in appendix A) essentially is a subspace of Python function definitions, with constructs having the same syntax and semantics as standard Python constructs (to exploit LLMs ability to generate Python code). Our approach can be described in the following steps (1) *Sketch*: Given a natural language instruction, and the corresponding demonstration, we first parse out the instruction using an LLM to formulate a programmatic representation. (2) *Plan*: For any new concept encountered in the parse, we perform Monte Carlo Tree Search to learn a representation of the concept in terms of grounded concepts already seen by the learner. (3) *Generalize*: As the final step of our algorithm, the grounded plan learned via MCTS, is passed to an LLM to learn a representation in the form of a Python program which can generalize inductively e.g., using a for loop to construct tower of a given height.

Any novel concepts learned are added to the program library, so that they can be used to aid learning of future concepts e.g., a staircase (novel concept) can be learned as a sequence of towers (learnt one) of increasing height. Our approach allows continual learning of concepts by (1) deciding whether the new concept encountered can be represented as a symbolic decomposition in the form of existing concepts, OR, a neural embedding has to be learned from the data. (2) deploying an MCTS based search in the former case, while learning a neural embedding using back-propagation in the style of (Kalithasan et al., 2023) in the latter case.

We create a repository of datasets, to test the ability of our model to learn various concepts, and generalize to novel settings. Our experiments demonstrate that while existing approaches can learn concepts upto the sizes which they have seen in the data, they fail to generalize inductively to larger instances. A specific failure case is of VLMs, which perform moderately when learning concepts represented by prior world knowledge, but fail completely when the concept names are replaced by novel combination of words. This points to the robustness of our approach to generalize both inductively, as well as, across variations in the language by grounding concepts in the demonstrations.

In essence, this paper makes the following contributions:

1. We present a neuro-symbolic approach for learning of inductively generalizable concepts from few demonstrations.
2. Our approach expresses novel concepts as a decomposition over existing concepts, resulting in a modular design which helps us to generalize on unseen settings (in terms of desired inductive concept size).
3. We allow for continual learning by interspersing learning of symbolic inductive concepts with learning of grounded visual and action concepts as neural operators and embeddings.
4. We present extensive experimentation with a robot manipulator in a physics simulator demonstrating the efficacy of our approach over existing methods.

2. Related Works

Our work builds on literature concerned with enabling robots to follow instructions specified in natural language (Tellex et al., 2011). The task of *grounding* natural language instruction assumes a set of symbols specifying the robot’s state and action space and infers a likely correspondence between the input utterance and symbols (Howard et al., 2014). Recent efforts have shown promise in learning to associate language with spatial relations (Tellex et al., 2011), reward functions (Boularias et al., 2015), manipulation constraints (Howard et al., 2014) as well as hierarchical abstractions such as a entity collections (Paul et al., 2018; Collins et al., 2024). These works assume the presence of grounded representation for symbolic concepts and only learn associations between language and concepts. In contrast our work *jointly* learns higher-order concepts composed of simpler concepts grounded in the robot’s state action space.

The recent emergence of large language models (LLMs) trained on internet-scale data (Brown et al., 2020) have led to efforts leveraging their generative capabilities for task planning (Ahn et al., 2022; Huang et al., 2022; Driess et al., 2023). Others use LLMs to determine grounded robot control programs for a high-level tasks (Singh et al., 2022; Wang et al., 2023b) given a tokenized description of the scene and robot capabilities. Our experiments (reported subsequently) demonstrate that complex spatial relations are challenging for textual descriptions to encode and are difficult to reason over. Hence, we adopt a factored approach that uses a search procedure guided by visual reward, acting as a medium to connect the task sketch generation and program abstraction stages (which are handled by an LLM). Efforts such as (Wang et al., 2023a;d) focus on lifelong learning of skills by learning complex tasks through composition of simple skills, trained in simulated game settings. Instead of generic tasks, our work focuses specifically on inductive generalization, inherent in physically grounded structures for robot manipulators.

Our work draws inspiration from abstraction learning efforts within the broader AI community. The work of (Lake et al., 2015) infer a representation for hand-drawn digit images in the form of probabilistic programs that show strong generalization from few shot data. The work of (Ellis et al., 2018) infers programs describing generation of pictures with multiple geometric figures using a contextually guided search in program space. The seminal work of (Mao et al., 2019) infers programs to describe reasoning involved in VQA tasks. The programs are expressed using symbols from a domain specific language grounded over a dense representation of trained objects and relational concepts that generalize well from few examples. The representations are neuro-symbolic and trained end-to-end.

Finally, other works learn symbolic policies (Shah et al., 2018b; Silver et al., 2019), LTL formulae (Shah et al., 2018a) or semantic sub-goals (Puig et al., 2018) by efficiently searching for compact and representative explanation permitted in the assumed logical theory. Whereas prior efforts demonstrated successful learning of spatial and action concepts, our work addresses the problem of learning higher-order concepts with a notion of induction, in a continual manner.

3. Background and Problem Setting

We consider a robot in a tabletop setting that observes the environment through a depth sensor. The robot is capable of grasping and releasing the object at a given pose. The robot receives instruction from the human partner, like “construct a pyramid of height three using green blocks”. To aid the robot in learning an abstraction like *pyramid*, the human presents increasingly complex linguistically-labelled demonstrations such as *moving the red block to the top of the yellow block*, *constructing a tower of blocks stacked on top of another* etc. Our goal is to enable the robot to learn a representation, that is innate to such spatial structures. From few demonstrations we seek the ability to 1) Generalize over larger instances, e.g. construct a tower of a larger height as compared to those seen previously 2) Learn complex abstractions via learnt ones, ex- construct a bridge-like structure by composing towers of decreasing and increasing heights.

Formally, we represent the robot’s domain as an MDP $\langle \mathcal{S}, \mathcal{A}, \mathcal{T}, \mathcal{R}, \gamma \rangle$. Here, the state space \mathcal{S} comprises a set of objects defined by their metric location and appearance. The action space \mathcal{A} is assumed to be the primitive actions for the robot such as *picking*, *placing*, or *moving* objects. The spatial and action representations constitute the transition model \mathcal{T} and are assumed to be learnt from the data using the approach in (Kalithasan et al., 2023). The goal, such as constructing a tower from a collection blocks, is expressed as a continuous reward function that models

the extent (and alignment) to which the robot constructs the desired structure. Finally, γ denotes the discount factor.

Every abstract inductive concept encountered in the human instructions denotes a semantic goal class, denoted as \mathcal{G} . For example, the abstract concept of a *tower* represents a class of goals, such as constructing a tower with varying heights, and a specific instance of it (in an instruction Λ) represents constructing a tower of a given height. Consequently, every demonstration provided by the human for building a specific structure corresponds to goal-satisfying trajectories $(s_0, a_0, \dots, s_{\tau-1}, a_{\tau-1}, g)$ for goals g sampled from \mathcal{G} . Therefore we model the problem of induction learning as learning instance independent policies for various semantic goal classes. Given the demonstrations \mathcal{D} , our objective is to find a policy $\Pi^{\mathcal{G}}(s|g)$ that generates a sequence of actions starting from s leading to any given goal $g \in \mathcal{G}$.

One of the ways to represent such policies is via structured and modular programs from a hypothesis class \mathcal{H} (Lake et al., 2015; Shah et al., 2018a; Silver et al., 2019). Here policy learning involves Bayesian inference, i.e, inferring a maximum likelihood policy as $P_{\mathcal{H}}(H|\mathcal{D}) \propto P_{\mathcal{T}}(\mathcal{D}|H) \cdot P(H)$. The learning objective can be formally stated as:

$$H^* = \arg \max_{H \in \mathcal{H}} P_{\mathcal{T}}(\mathcal{D}|H) \cdot P(H). \quad (1)$$

Since the hypothesis space \mathcal{H} is large, directly optimizing the above objective is often intractable. In response, we propose a factored approach for representing and training this objective which we describe in the next section.

4. Few-shot Learning of Inductive Concepts

We present a neuro-symbolic approach for realizing the optimal policy for the task defined in Section 3. We work with a factored programmatic representation, consisting of the following class of symbols (1) A DSL specifying object attributes and operators over them (Kalithasan et al., 2023) (2) Operators for implementing primitive actions such as pick and place (3) Python constructs such as for loops, if-else which allow us to write inductive programs. (4) Any symbols referring to abstract concepts in the human instruction (such as a *tower*). The set of symbols along with semantics are added to a library of concepts. This allows for writing complex programs by referring to concepts which have already been discovered and is key to our modular structure.

We break down the computation of the optimal policy into the following three stages (Note \mathcal{H}^S , \mathcal{H}^P and \mathcal{H}^G are the hypothesis space of all task-sketches, plans and generalized programs):

- **Sketch:** From a natural language instruction, we extract a task sketch (H_S) using an LLM, that provides

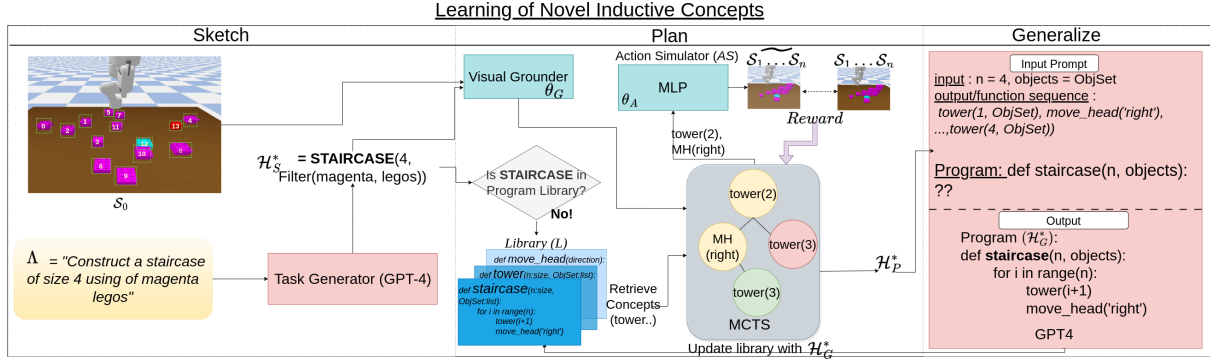


Figure 2. Neuro-symbolic Concept Learning Approach. We learn neuro-symbolic representations for physically grounded concepts with a notion of induction in their creation (e.g., rows, towards, staircases etc.). Learning a neuro-symbolic representation consisting of grounded programs is factored into three phases (a) **Sketch**: generating a sketch for the task intended in the instruction in the context of the environment (b) **Plan**: searching for the likely plan (guided by physical rewards) to construct the given assembly and (c) **Generalize**: distilling the grounded program to explain a demonstration to a highly generalization program (involving looping, conditionals etc.). Finally, our architecture allows learning of increasingly complex symbolic abstractions composed of simpler ones and refinement of primitive neural spatial/action notions over time with new demonstrations.

the signature (name and parameters) of the concept to be learned. When grounded in the initial scene of the demonstration, the task sketch provides an instance of the concept demonstrated in the given demonstration.

$$H_S^* \leftarrow \text{TaskSketch}(H_S | g; \theta_S), \quad H_S \in \mathcal{H}^S$$

- **Plan**: MCTS-based search using the already learnt concepts that outputs the sequence of grounded actions, best describing the grounded demonstration.

$$H_P^* \leftarrow \text{PlanSearch}(H_S | \mathcal{D}, H_S^*; \theta_P), \quad H_P \in \mathcal{H}^P$$

- **Generalize**: The grounded plan and task sketch are provided to the LLM to get a general Python program whose execution on the given parameters matches the searched plan.

$$H_{G^*} \leftarrow \text{Generalize}(H_G | \mathcal{G}, H_P^*; \theta_G), \quad H_G \in \mathcal{H}^G$$

Here, H_{G^*} is the generalized program that represents the given inductive concept. Next, we describe details of each of the three steps above.

4.1. (Sketch) Grounded Task Sketch Generation

We first use GPT-4 driven by in-context learning in order to get a high-level parse (or task sketch) from the natural language instruction. The task sketch is essentially a sequence of function calls that outlines the function header of the manipulation program to be learned. Specifically, the function header defines the concept or structure to be constructed, along with its properties, such as size and colour. For instance, the instruction “Construct a tower of height 3

using green lego blocks” is transformed into “Tower(height = 3, objects = filter(green, dice))”. Detailed exposition on prompting appears in the Appendix D.1. Grounding the generated task sketch on the input scene involves utilizing a quasi-symbolic visual grounding module akin to (Mao et al., 2019; Kalithasan et al., 2023; Wang et al., 2023c). This module has three key components: (1) a visual extractor (ResNet-34 based) that extracts the features of all objects in the scene, (2) a concept embedding module that learns disentangled representations for visual concepts like *green* and *cube*, and (3) a quasi-symbolic executor equipped with pre-defined behaviours such as “filter” to ground the objects of interest. In the given example, grounding the task sketch results in an instantiated function call “Tower(height = 3, objects = [1,2,3])” where the function name represents the inductive structure to be learned.

4.2. (Plan) Physical Reward Guided Plan Search

The core principle helping the plan search to output actions that can be easily generalized is the concept of a “head”. Essentially, the head represents a cuboidal enclosure in 3D space. The movement of any object involves two key stages: (1) relocating the abstract head to the desired position for placing the target object, and (2) picking and placing the target object at the head. Conceptually, the movement of the head can be likened to the robot’s cognitive exploration of potential object placements to attain the desired spatial configuration.

We define four primitive functions that manipulate the head. (1) `store_head()`: remembers the current position of the head in a stack. (2) `reset_head()`: set the head to the last remembered position (i.e., to the top of the stack)

(3) `keep_at_head(object)`: pick the object and place it at the head (3) `move_head(direction)`: A neural operator that takes the head and predicts the new location of the head with respect to the given direction. The training of the `move_head` function is conducted using a corpus of pick and place instructions, such as “move the green object to the right of the red cube” similar to the approach in (Kalithasan et al., 2023). While these functions may appear simple, the space of inductive concepts they span is extensive.

The state is defined by bounding boxes (including the depth of the center) and visual attributes of all the objects that are present on the table. We assume that the head is initially assigned to the position where the structure needs to be constructed. We use the action semantics defined above to perform a Monte Carlo Tree Search and choose the action at a given state that is best aligned with the demonstration. All the actions except `keep_at_head` are given a reward of zero. The IoU between the attained state and the expected state in the demonstration is provided as reward for the action `keep_at_head`.

The search outputs a sequence of grounded actions for an instantiation of the given inductive concepts by the task arguments. For example, the plan for constructing `Tower(3, objects)` (An instantiation of the inductive concept *tower*) is “`keep_at_head(objects)`, `move_head(up)`, `keep_at_head(objects)`, `move_head(up)`, `keep_at_head(objects)`”

4.3. (Generalize) Plan to Program Abstraction

Building over the pattern matching capabilities of LLMs as highlighted in (Mirchandani et al., 2023) we use GPT-4 to distill out a general Python program from the sequence of grounded actions as determined by MCTS. The program found is stored in a *program library*, \mathcal{L} , and will be used during the learning of the next encountered concept as described in the Section 5. We have tried two strategies for program abstraction. The first uses the plan obtained from a single demonstration to get the program, while the second uses the plan from 3 demonstrations. D.2 gives an example of plan to program abstraction.

Finally, we note that once an abstract concept has been learned, it is added to a *Program Library*, so that it can re-used during learning of novel concepts encountered later. This results in a continual learning framework as described in the next section. Figure 2 depicts the 3-stage architecture of our approach for learning various concepts with the help of an example.

5. Continual Learning

We would like to support continual learning in our framework. In our setting, this can be broadly divided into the

following two sub goals:

1. **Modular learning of increasingly complex concepts over time:** Many of the abstract concepts, such as a staircase, can often be represented in terms of the programs for simple concepts, e.g., a staircase is a sequence of towers of increasing heights. We would like to answer the question: Can our framework support modular learning where a new concept is expressed in terms of already learned concepts, rather than fall back to a representation in terms of the primitive actions?
2. **Learning of neural concepts interspersed with symbolic concepts:** In the learning curriculum, the agent might encounter a demonstration where an inductive concept is known but a novel visual concept exists e.g, “Construct a tower of **gray** blocks”, where tower has already been learned, but the color *gray* was never scene earlier. We would like to answer the question: Can our agent supports continual learning of such interspersed neural and abstract concepts?

We describe below a 3-step process to achieve the above objectives.

1. **Identification of the Concept Type:** The first step constitutes determining the *type* (abstract or visual) of the goal class \mathcal{G} of the concept appearing in a given instruction Λ : whether \mathcal{G} represents an abstract concept (e.g., staircase) whose realization will be a program H , or a visual concept/attribute such (e.g., a color *gray*) whose realization will be a neural embedding. To achieve this, we rely on the prior world knowledge of LLM (GPT-4), which for every new goal class \mathcal{G} encountered in an instruction Λ , would mark it as either as a (a) abstract OR (b) primitive. Depending on these two cases, we land up in one of the following scenarios.
2. **Learning of Abstract Symbolic Concepts:** In this case, we resort to MCTS based plan search as described in Section 4.2. We need to guide the search to prefer the discovery of modular plans over a flat plan (that only utilizes primitive actions such as `keep_at_head`, `move_head`). This is achieved naturally in our framework, by the way of discounting factor γ in our MDP. While both the modular plan and corresponding flattened plan achieve the given goal state encountering the same sequence of rewards vis-a-vis the demonstration, a single action (and the associated reward) in the modular plan corresponds to multiple primitive actions (and the corresponding rewards) in the flat plan, resulting in shorter plan length over the same sequence of rewards. This results in the modular plan having higher expected reward due to its shorter length and less discounting during MCTS. We found that usually LLMs can more easily find generalized programs from

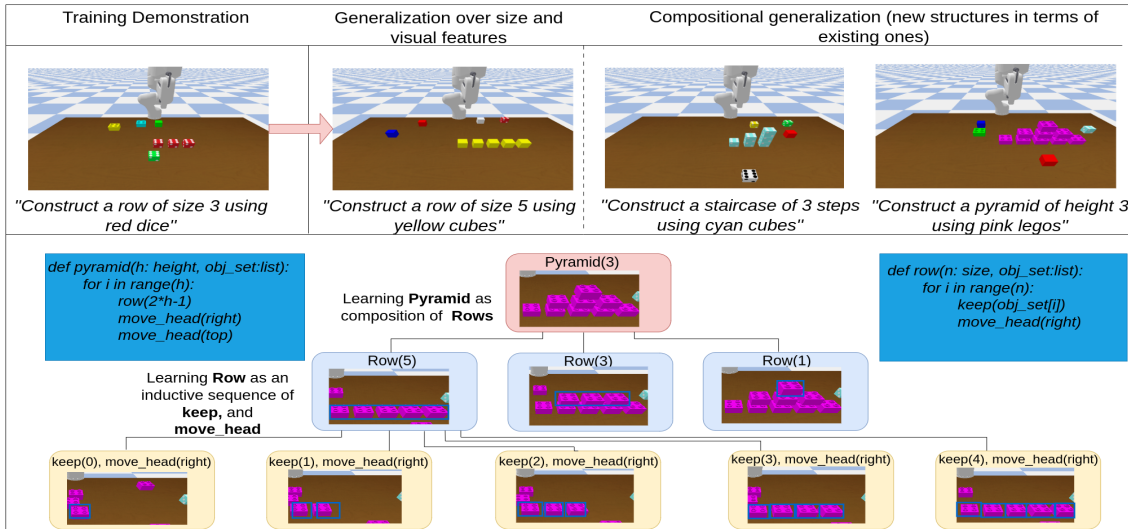


Figure 3. **Generalization Types.** In the top portion we demonstrate 3 kinds of generalization: 1) Over larger size 2) Over difference visual attributes 3) Compositional generalization, i.e. learning new structures on top of existing ones. The lower half of the figure demonstrates our bottom up compositional learning approach. We first learn *row* as a composition of *keep_at_head* and *move_head* and then efficiently learn *pyramid* as a composition of rows.

modular plans, as compared to the flat ones. We incorporate additional reward for the plans which make use of lesser number of distinct abstract concepts, helping us discover more generalizable plans. Further details on modular planning and MCTS search can be found in E

- Learning of Primitive Concepts interspersed with Abstract Concept:** This step is relatively straightforward due to the modular nature of our framework. Once the concept to be learned has been identified as primitive along with the specific category of the concept, such as a color by the LLM, we introduce a new neural embedding corresponding to the concept to be learned. The relevant abstract concepts/structures appearing in the instruction Λ are retrieved from the program library, and instantiated in terms of the primitive actions. The actions obtained after instantiation are executed and the dissimilarity (in terms of IoU) between the corresponding predicted and actual final scene is considered as loss. The loss is then back-propagated in the style of (Kalithasan et al., 2023) to learn the desired neural embeddings. Parameters in the rest of the network are kept frozen during this process.

Figure 3 demonstrates an example of learning of various abstract concepts/structures using our approach focusing on the compositional ability of our model in a continual learning set-up due to its modular nature. C further details the curriculum that we use for continual learning.

6. Evaluation Setup

Data sets generation. The evaluations are done in a Py-Bullet simulated tabletop environment with a 7-DoF Franka Panda robot. The table is populated with 5-20 blocks of various colours and types (cubes, dice, lego), all standardized in size to prevent structural collapses. A synthetic camera, set at a 45° angle, captures RGB-D images and segmentation masks for perception. We construct two evaluation datasets. Each dataset includes language instructions (e.g. “Construct a pyramid of height 3 using the yellow blocks”) and demonstrations (*sequence of key frames*) for constructing 15 structures (which we further categorize into simple and complex structures) including towers, staircases, square enclosures, and pyramids. Few structures draw inspiration from the *Fence In*, *Reach for the Star*, and *Stop the Fall* that are 2D-tasks of (Silver et al., 2019). A detailed list of structures and information about structure generation is provided in the Appendix B. Both datasets contain 200 demonstrations each, containing the construction of structures ranging from sizes 3 to 6 and involving a maximum of 20 blocks. In *Dataset I*, concepts are named in a standard way, while in *Dataset II*, the names are reversed in the language instruction (e.g., the tower becomes “rewot”). This reversal is done to check whether the model completely relies on the common sense knowledge capabilities of the LLM used (and does not use any signal from the demonstration) or is the learning actually grounded into the demonstrations. The *simple* and *complex* division is based on the complexity of the structures. For example, a tower is a simple concept that can be learned using primitive actions, whereas a staircase

(defined as a sequence of towers of increasing height) is a complex structure. More precisely, every structure in the complex dataset includes one of the simple structures as its substructure. Apart from these 2 datasets we create another dataset with the same structures but now having larger sizes (ranging from 4 to 7) with maximum of 22 blocks per scene. We use this dataset to compare the generalization abilities of purely neural baseline with our approach on larger instances.

Baselines. We compare our models against the following approaches: (i) *StructDiffusion - NoDisc*: An end-to-end neural model inspired by StructDiffusion (Liu et al., 2023) that treats structure construction as a rearrangement problem. The model predicts the target 3D coordinates of objects based on language instructions and initial object positions, and we train it using 25k demonstrations per structure. Unlike the original StructDiffusion, which incorporates a discriminator trained on annotated data to eliminate physically invalid structures, we train StructDiffusion without this discriminator due to the absence of a suitable dataset. (ii) *LLM for Scene-Graph Reasoning*: pre-trained language models (GPT-4) that generate Python programs from instructions, describing the plan for building the structure. To help the LLM understand the underlying structure, symbolic spatial relationships (e.g., left(a,b)) between objects in the demonstration are extracted (provided as additional supervision) and supplied to the LLM along with the language instruction. The programs for structures learned so far are included in the prompt to encourage LLMs to leverage the previously acquired abstraction. This further ensures that LLM also has access to a textual program library for learning new concept (iii) *Vision-Language Models*: GPT-4-V that bypasses the parsing-planning-abstraction stages in our pipeline and directly outputs a Python program that generalizes the plan in the demonstrations. Few incontext examples are given in the form natural language instructions along with corresponding demonstrations and Python programs. For learning a new structure/program we give the demonstration to the VLM in the form of natural language instruction and corresponding sequence of images, along with the set of Python programs that are learnt so far (program library). For more details about the prompting of LLMs and VLM baseline, please refer to the Appendix D.3.

Metrics. We adopt the following metrics to evaluate our models: (i) *Program Accuracy*: A binary score obtained through human evaluation, indicating the correctness of the learned program. Programs containing syntax errors or those misusing the provided API in the given context receive a score of zero. (ii) *Target Construction IoU*: Intersection over Union (IoU) computed between the bounding boxes of objects manipulated by the model and the actual objects involved in the construction process. During IoU computation, objects sharing the same attribute are considered permutation invariant. For StructDiffusion, we render

the objects on the 3D coordinates predicted by the model and take the IoU between the bounding boxes of the predicted (rendered) image and the gold bounding boxes. (iii) *Target Construction Loss*: Mean Squared Error (MSE) loss calculated between the positions of objects manipulated by the model and the ground-truth final positions of objects. The position is a 5-dim vector which includes the depth information along with the bounding boxes.

7. Results

We evaluate the following (i) the effectiveness (accuracy) of learning inductive concepts (ii) the generalization of learnt concepts and (iii) ability to learn interspersed neural concepts as well over time.

Effectiveness of Concept Learning. We analyse the effectiveness of learned inductive concepts in Table 1. The proposed models show considerable improvement over both neural-only and LLM-based approaches. For simple structures with the original task description, the program generated by GPT-4 and GPT-4-V have high accuracies of 0.778. In contrast, our grounded approach has an accuracy of 1. In the case of complex compositional structures, the accuracy of all pre-trained LLM baselines is 0, indicating that they lack the ability to reason over large number of spatial relations that are present in the complex structures. In contrast, our approach achieves an accuracy of 0.83 on complex structures. The drop in the program accuracies of pre-trained models on complex structures is mostly due to logical mistakes, failure to generate a generalized program, and sometimes using our API in different formats even with explicit prompts. We also analyze the partial structural construction accuracies (Target construction IoU and Loss). The results show that our model almost always perform better than all the baselines.

Generalization of learnt symbolic abstractions to different size. Table 2 shows the performance of StructDiffusion baseline in constructing structures of different sizes. As evident our approach is performing better on the smaller sizes seen during training. Further the relative decrease in performance on larger structures (larger than those seen during training) is much higher for StructDiffusion as compared to our approach, which clearly demonstrates the inability of purely neural approaches to generalize effectively. Since StructDiffusion is a complete end-to-end training pipeline that predicts final poses we have omitted program accuracy column.

Effectiveness of the Continual Learning. Further, the disentangled neural representation for the visual concepts allows us to learn new visual concepts through the previously learnt structures. For example, the model can learn the color *chocolate* from an instruction like constructing a tower us-

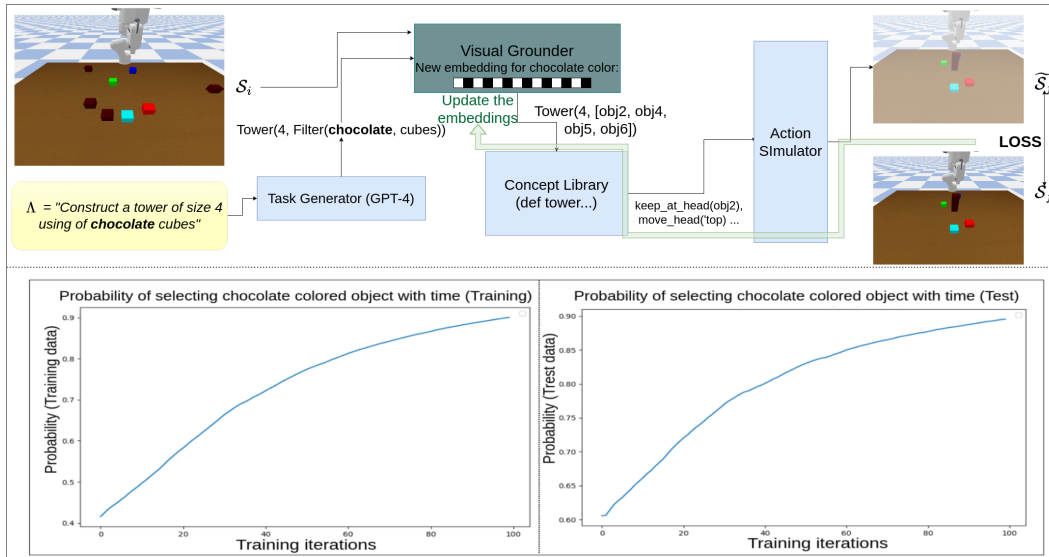


Figure 4. **Learning new visual concepts.** Training task: Learning *chocolate* through a demonstration “construct tower of chocolate cubes”. The top portion demonstrates our approach to learn new visual attributes motivated by the example of constructing a *tower* of *chocolate* colored blocks. For the novel concept of *chocolate* the visual grounder initializes a new embedding and then selects some object based on this embedding (2, 4, 5, 6). The action sequence for tower construction is executed with these set of objects and the loss between the predicted and actual final scene is backpropagated to finetune the new embedding. Test: Checking generalizability of the learned concept *chocolate* on task ‘*construct a row of chocolate legos*’. The bottom portion indicates that a new visual concept (*chocolate* color) can be learnt through few demonstrations of single task (tower construction), which also generalize to other task (row construction). The plot on left is probability of selecting *chocolate* colored object vs training iterations for the tower example and the plot on the right shows for the same model how the probability increases on a different task of row construction.

| Model | Simple Structures | | | Complex Structures | | | Simple Structures (Names Reversed) | | | Complex Structures (Names Reversed) | | |
|----------------|-------------------|-------------|-------------|--------------------|-------------|-------------|------------------------------------|-------------|-------------|-------------------------------------|-------------|-------------|
| | Prog. Acc. | MSE | IOU | Prog. Acc. | MSE | IOU | Prog. Acc. | MSE | IOU | Prog. Acc. | MSE | IOU |
| SPG | 1.0 | 9e-6 | 0.94 | 0.83 | 0.19 | 0.70 | 0.66 | 0.12 | 0.82 | 0.66 | 0.05 | 0.76 |
| GPT-4 | 0.78 | 0.26 | 0.78 | 0.0 | 0.41 | 0.19 | 0.22 | 0.30 | 0.41 | 0.0 | 0.86 | 0.01 |
| GPT-4-V | 0.78 | 0.001 | 0.55 | 0.0 | 0.16 | 0.32 | 0.0 | 1.0 | 0.0 | 0.0 | 0.49 | 0.14 |

Table 1. **Accuracy of Structure Construction.** Comparison between the proposed model in relation to LLM/VLM based models. Results indicate higher accuracy in constructing structures for the proposed model in relation to other approaches. Higher IoU and lower MSE values indicate a more accurate model. For the purpose of illustration, the Mean Square Error is capped at 1.

| Model | Simple | | Complex | |
|------------------------|-------------|-------------|-------------|-------------|
| | IOU | IOU(L) | IOU | IOU(L) |
| SPG | 0.82 | 0.75 | 0.81 | 0.70 |
| StructDiffusion | 0.40 | 0.24 | 0.34 | 0.15 |

Table 2. **Comparison with StructDiffusion(Neural-Only Baseline)** Comparison between the proposed model in relation to neural-only model. We outperform StructDiffusion in terms of IOU both in Simple and Complex structures. Further for the dataset having larger sized structures (size greater than those seen in training, marked by L) the drop in performance is much lower for our model in contrast to StructDiffusion.

we can learn the color as a new embedding in visual primitive space without having any adverse effects on the quality of already learnt embeddings. Plots in 4 demonstrate that the learnt embeddings are generalizable to different tasks. For the left curve the X axis in the plot demonstrate the training iterations for the task of constructing tower and Y axis denote the probability of selecting a chocolate colored object. The right curve shows how the probability of selecting chocolate colored object in a different setting of row construction as the model learns the color chocolate through tower construction.

ing chocolate color blocks, even if it doesn’t see the color in the pre-training phase. Because of our modular architecture,

8. Conclusions and Future Work

In this paper, we have presented a neuro-symbolic approach for continual learning of spatial concepts via few human demonstrations each accompanied by a natural language instruction. Our key idea is to decompose the learning problem into three steps (1) *Sketch*: Generate the high-level plan in the form of a DSL via an LLM (2) *Plan*: Search for a grounded plan that maximises the total discounted reward with the respect to the given demonstration (3) *Generalize*: Converting the grounded plan into an inductively generalizable abstract plan via an LLM. Continual learning is achieved via (a) learning of modular programs by giving preference to shorter programs (through composition of learnt ones) (b) allowing for learning of primitive concepts interspersed with abstract concepts. Experiments on variations of the dataset show the efficacy of our approach in terms of program accuracy and IoU based metrics, pointing to the superior generalization ability of proposed approach as compared to baselines. Future work includes learning decomposition for more complex concepts and experiments with a real robot manipulator.

Impact Statement

This paper presents work whose goal is to advance the field of Machine Learning. There are many potential societal consequences of our work, none of which we feel must be specifically highlighted here. This work advances the development of explainable and interpretable learning architectures that will ultimately contribute towards the development of intelligent collaborative robotic systems of the future that can work with and pro-actively assist humans in performing tasks.

References

- Achiam, J., Adler, S., Agarwal, S., Ahmad, L., Akkaya, I., Aleman, F. L., Almeida, D., Altenschmidt, J., Altman, S., Anadkat, S., et al. Gpt-4 technical report. *arXiv preprint arXiv:2303.08774*, 2023.
- Ahn, M., Brohan, A., Brown, N., Chebotar, Y., Cortes, O., David, B., Finn, C., Gopalakrishnan, K., Hausman, K., Herzog, A., et al. Do as i can, not as i say: Grounding language in robotic affordances. *arXiv preprint arXiv:2204.01691*, 2022.
- Boularias, A., Duvallet, F., Oh, J., and Stentz, A. Grounding spatial relations for outdoor robot navigation. In *2015 IEEE International Conference on Robotics and Automation (ICRA)*, pp. 1976–1982. IEEE, 2015.
- Brown, T. B., Mann, B., Ryder, N., Subbiah, M., Kaplan, J., Dhariwal, P., Neelakantan, A., Shyam, P., Sastry, G., Askell, A., Agarwal, S., Herbert-Voss, A., Krueger, G., Henighan, T. J., Child, R., Ramesh, A., Ziegler, D. M., Wu, J., Winter, C., Hesse, C., Chen, M., Sigler, E., Litwin, M., Gray, S., Chess, B., Clark, J., Berner, C., McCandlish, S., Radford, A., Sutskever, I., and Amodei, D. Language models are few-shot learners. *ArXiv*, abs/2005.14165, 2020.
- Collins, J., Robson, M., Yamada, J., Sridharan, M., Janik, K., and Posner, I. Ramp: A benchmark for evaluating robotic assembly manipulation and planning. *IEEE Robotics and Automation Letters*, 9(1):9–16, January 2024. ISSN 2377-3774. doi: 10.1109/lra.2023.3330611. URL <http://dx.doi.org/10.1109/LRA.2023.3330611>.
- Driess, D., Xia, F., Sajjadi, M. S., Lynch, C., Chowdhery, A., Ichter, B., Wahid, A., Tompson, J., Vuong, Q., Yu, T., et al. Palm-e: An embodied multimodal language model. *arXiv preprint arXiv:2303.03378*, 2023.
- Ellis, K., Ritchie, D., Solar-Lezama, A., and Tenenbaum, J. Learning to infer graphics programs from hand-drawn images. *Advances in neural information processing systems*, 31, 2018.
- Howard, T. M., Tellex, S., and Roy, N. A natural language planner interface for mobile manipulators. In *2014 IEEE International Conference on Robotics and Automation (ICRA)*, pp. 6652–6659. IEEE, 2014.
- Huang, W., Xia, F., Xiao, T., Chan, H., Liang, J., Florence, P., Zeng, A., Tompson, J., Mordatch, I., Chebotar, Y., et al. Inner monologue: Embodied reasoning through planning with language models. *arXiv preprint arXiv:2207.05608*, 2022.
- Kalithasan, N., Singh, H., Bindal, V., Tuli, A., Agrawal, V., Jain, R., Singla, P., and Paul, R. Learning neuro-symbolic programs for language guided robot manipulation. 2023.
- Lake, B. M., Salakhutdinov, R., and Tenenbaum, J. B. Human-level concept learning through probabilistic program induction. *Science*, 350(6266):1332–1338, 2015.
- Liang, J., Huang, W., Xia, F., Xu, P., Hausman, K., Ichter, B., Florence, P., and Zeng, A. Code as policies: Language model programs for embodied control, 2023.
- Liu, W., Du, Y., Hermans, T., Chernova, S., and Paxton, C. Structdiffusion: Language-guided creation of physically-valid structures using unseen objects, 2023.
- Mao, J., Gan, C., Kohli, P., Tenenbaum, J. B., and Wu, J. The neuro-symbolic concept learner: Interpreting scenes, words, and sentences from natural supervision, 2019.
- Mirchandani, S., Xia, F., Florence, P., Ichter, B., Driess, D., Arenas, M. G., Rao, K., Sadigh, D., and Zeng, A. Large language models as general pattern machines, 2023.

- Paul, R., Arkin, J., Aksaray, D., Roy, N., and Howard, T. M. Efficient grounding of abstract spatial concepts for natural language interaction with robot platforms. *The International Journal of Robotics Research*, 37(10):1269–1299, 2018.
- Puig, X., Ra, K., Boben, M., Li, J., Wang, T., Fidler, S., and Torralba, A. Virtualhome: Simulating household activities via programs. In *Proceedings of the IEEE Conference on Computer Vision and Pattern Recognition*, pp. 8494–8502, 2018.
- Shah, A., Kamath, P., Shah, J. A., and Li, S. Bayesian inference of temporal task specifications from demonstrations. *Advances in Neural Information Processing Systems*, 31, 2018a.
- Shah, A. J., Kamath, P., Shah, J. A., and Li, S. Bayesian inference of temporal task specifications from demonstrations. In *Neural Information Processing Systems*, 2018b. URL <https://api.semanticscholar.org/CorpusID:53625998>.
- Silver, T., Allen, K. R., Lew, A. K., Kaelbling, L. P., and Tenenbaum, J. Few-shot bayesian imitation learning with logical program policies, 2019.
- Singh, I., Blukis, V., Mousavian, A., Goyal, A., Xu, D., Tremblay, J., Fox, D., Thomason, J., and Garg, A. Prog-prompt: Generating situated robot task plans using large language models. *arXiv preprint arXiv:2209.11302*, 2022.
- Tellex, S., Kollar, T., Dickerson, S., Walter, M. R., Banerjee, A. G., Teller, S., and Roy, N. Approaching the symbol grounding problem with probabilistic graphical models. *AI magazine*, 32(4):64–76, 2011.
- Tenenbaum, J. B., Kemp, C., Griffiths, T. L., and Goodman, N. D. How to grow a mind: Statistics, structure, and abstraction. *Science*, 331(6022):1279–1285, 2011. doi: 10.1126/science.1192788. URL <https://www.science.org/doi/abs/10.1126/science.1192788>.
- Wang, G., Xie, Y., Jiang, Y., Mandlekar, A., Xiao, C., Zhu, Y., Fan, L., and Anandkumar, A. Voyager: An open-ended embodied agent with large language models. *arXiv preprint arXiv:2305.16291*, 2023a.
- Wang, H., Gonzalez-Pumariega, G., Sharma, Y., and Choudhury, S. Demo2code: From summarizing demonstrations to synthesizing code via extended chain-of-thought. *arXiv preprint arXiv:2305.16744*, 2023b.
- Wang, R., Mao, J., Hsu, J., Zhao, H., Wu, J., and Gao, Y. Programmatically grounded, compositionally generalizable robotic manipulation. *arXiv preprint arXiv:2304.13826*, 2023c.
- Wang, Z., Cai, S., Liu, A., Jin, Y., Hou, J., Zhang, B., Lin, H., He, Z., Zheng, Z., Yang, Y., Ma, X., and Liang, Y. Jarvis-1: Open-world multi-task agents with memory-augmented multimodal language models, 2023d.

A. Domain Specific Language (DSL)

We define the domain-specific language (DSL) used in the proposed approach. Table 3 defines the types of the signature and semantics of all the operators defined in the DSL and table 4, includes the type definition of various symbols.

| Function | Signature | Semantics |
|--------------|--|---|
| filter | (VisualConcept, ObjSet) \rightarrow ObjSet | Returns the objects that contain the VisualConcepts |
| move_head | (Head, Dir) \rightarrow Head | Moves the head to the given direction |
| keep_at_head | (ObjSet, Head) \rightarrow None | Keeps the argmax of ObjSet at the head |

Table 3. **DSL details.** Signature and semantics for the primitive concepts and operations that are used in the construction of the programs used to express inductive spatial concepts.

| Defined Types | Python Type | Usage |
|---------------|--------------|--|
| IntArg | int | Argument for the structures that defines the size (height, length etc) |
| Obj | torch.Tensor | One-hot vector whose non-zero index represents the selected objects |
| ObjSet | torch.tensor | Probability mask over the selected objects |
| Dir | string | Primitive directions like left, right, front, top, etc |
| ConceptName | string | name of the visual, action or inductive concept |
| Head | torch.Tensor | Bounding box with depth. 3D cuboidal space. |

Table 4. **Symbolic representation.** The table lists the type definitions used in the implementation of SPG programs.

B. Dataset Details

We learn a variety of structures which we have divided into *Simple* and *Complex* structures. A structure is considered complex if it can be expressed as an inductive composition of simpler structures. If we try to make a complex structure using primitive actions like `move_head`, `keep_at_head` it would lead to a larger plan. As an example, we can express a staircase to be constructed from towers of increasing height. Scene graph over complex structures would have redundant relations and llms lack the ability predicting the next action just by comparing the symbolic relations between the next scene and the current scene. Further LLMs generally are not able to generalize the flat plans for complex structures. The structures are listed in the table 5. Figure 5 shows the hierarchical relationship among these structures in the form of a DAG (directed acyclic graph). Figure further 6 gives concrete examples of some of these structures.

| Simple Structures | Complex Structures |
|--|--|
| Row, Column, Tower Inverted-Row, Inverted-Column Diagonal-45, Diagonal-135 Diagonal-225, Diagonal-315 | X (cross-shape), Staircase Inverted-Staircase, Pyramid Arch-Bridge, Boundary |

Table 5. **Structure Types.** Examples of simple and complex structures considered in this work for the robot to construct.

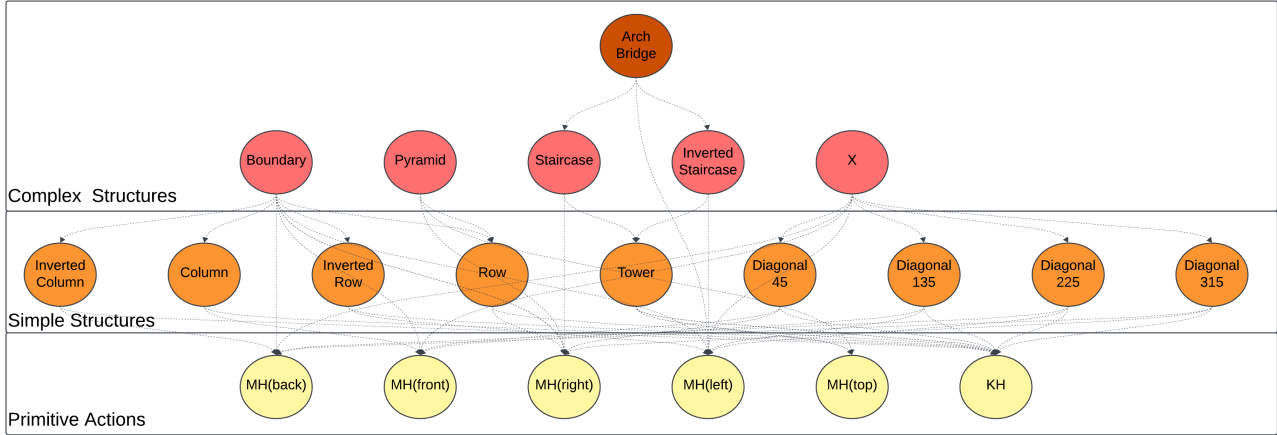


Figure 5. **Hierarchy of the structures/programs.** This diagram shows the hierarchical nature of the structures in our dataset. MH is abbreviation for move.head and KH is abbreviation for keep.at.head

| Some Structures and their Ground Truth Programs | | | |
|--|---|---|---|
| Row | X | Staircase | Arch-Bridge |
| | | | |
| <pre>def row(s:size, object_set): for i in range(s): keep(object_set) move_head("right")</pre> | <pre>def X(s:size, object_set): diagonal_45(s, object_set) move_head("back") diagonal_315(s, object_set) move_head("left") diagonal_225(s, object_set) move_head("front") diagonal_135(s, object_set)</pre> | <pre>def staircase(h:height, object_set): for i in range(1, h+1): tower(i, object_set) move_head("right")</pre> | <pre>def arch_bridge(h:height, object_set): staircase(h, object_set) move_head("left") staircase(h, object_set)</pre> |

Figure 6. **Illustration of ground truth programs for representative structures in the dataset.** The robot forms structures such as (figure top and from left to right): a *row* of blocks, an *x-shaped* structure with diagonals, a *staircase*-like structure that can be viewed as a collection of increasingly larger rows and an *arch bridge* with decreasing and increasing height vertical stacking of blocks. The corresponding generalizable *program* is shown below. Note that the programs are grounded over robot’s physical state/action space. Further, the programs include a notion of repetition which facilitate strong generalization. This work aims at learning such representations from few demonstrations. Instead of directly inferring the program, we take a factored approach inferring first the task sketch, then planning (via MCTS search) how to construct the structure and then finally distilling the grounded plan into a program to support strong generalization to new related tasks in future.

C. Curriculum Learning

We follow a curriculum approach where the visual concepts are trained first from simpler linguistically-described demonstrations. This is followed by learning of action concepts through sequentially concatenated pick and place tasks. Its essential to use such long range sequential instructions in order to ensure that the semantics of action concepts are learnt for placement of objects at a height much above the tabletop. After the pre-training phase, the agent can continually learn novel concepts (both visual attributes and symbolic programs) over acquired ones. Figure 7 further illustrates this.

D. Prompting Strategy and Examples

This section describes the prompting strategy and presents examples for task sketch generation using LLMs and for the LLM/VLM baselines.

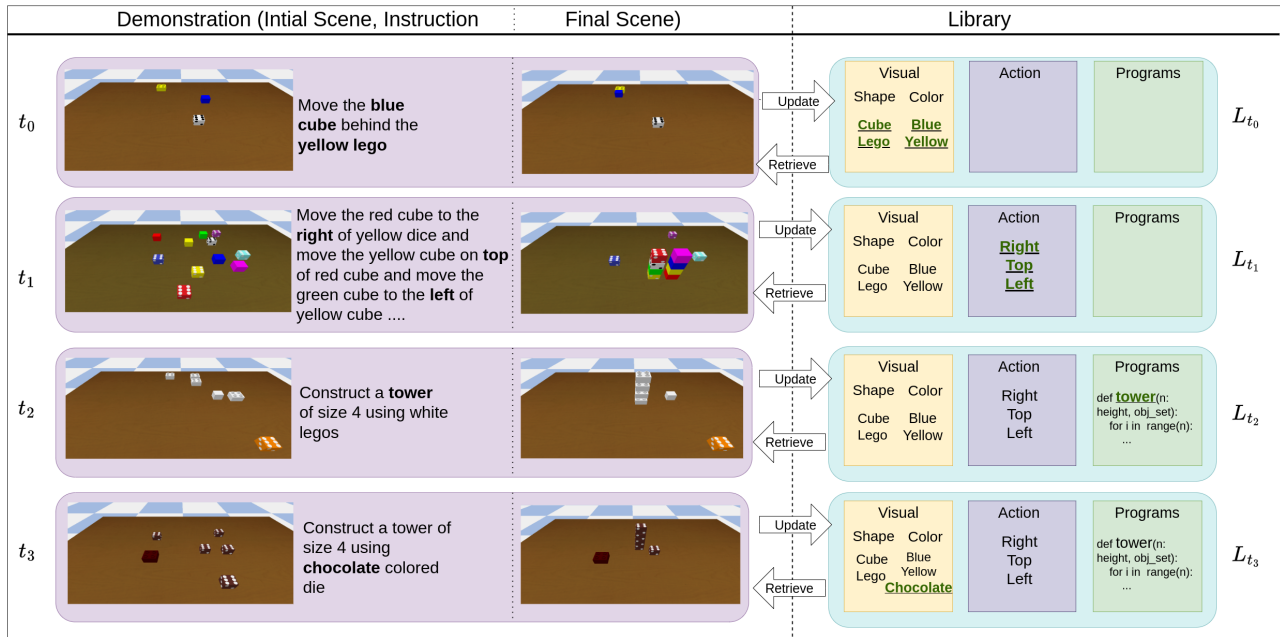


Figure 7. **Continual learning through curriculum:** Using simple pick and place demonstrations we learn visual attributes such as *blue cube*, *yellow lego* (t_0). Using long range instructions which are sequentially concatenated descriptions of pick and place tasks we train our action concepts such as *left*, *right*, *top* (t_1). After pre-training the agent can perform continual learning of concepts such as learning generalized representation for *tower* (t_2). Because of disentangled representations interspersed learning of new visual attributes such as *chocolate color* are possible through few demonstrations (t_3).

D.1. Prompt Example for Task Sketch Generation Stage. (Sketch)

In order to get a programmatic representation (high level task sketch) of the given natural language instruction, we prompt GPT-4 with few shot examples in a manner similar to (Liang et al., 2023). Code segment 20 give an example of getting the task sketch given the demonstration for constructing a *staircase*. We first import the available primitive operators and functions and also give examples in order to demonstrate the signature of the available primitives(line 1-8). Then we give incontext examples of how to parse various natural language instructions in a programmatic representation of new functions/concepts and imported ones(line 10-14). We append to the prompt for current task(line 16-17).

```

1 # importing the available functions
2 from visual_operators import filter
3 from inductive_operators import get_parameters, find_structure
4
5 # function signature of the imported functions
6 filter(color, cube) # filter the objects that are cubes and color ..
7 get_parameters(structure) # parameters of the structure ...
8 find_structure(type, description) # finding structure of given type, description
9
10 # examples:
11 # instruction: Find the tower with green cubes
12 find_structure(type = tower, description = filter(green, cube))
13 # instruction: Construct a tower of height 3 with yellow cubes
14 Tower(height = 3, objects = filter(cyan, legos))
15
16 # current task: Construct a staircase of 4 steps using cyan legos
17 ??

```

Listing 1. Task Sketch Generation Using GPT-4 (Sketch)

D.2. Prompt Example for Generalizing a sequence of actions/plan to a general program. (*Generalize*)

Code segment 11 give an example of getting the general Python program from the plan found using MCTS. We first provide a base prompt giving details to GPT-4 about the desired task (line 1-2). Then we give the input instantiation and the corresponding output/plan for a given demonstration (line 3-5). Finally we query the LLM for getting the general program of the novel concept *staircase* (line 6-8).

```

1 # Write a general python code which on the given input produces the desired output, do not
  # output anything other than the function description.
2
3 # input: n = 4, objects = ObjSet
4 # output: tower(1, ObjSet), move_head('right'), tower(2, ObjSet), move_head('right'),
  #         tower(3, ObjSet), move_head('right'), tower(4, ObjSet)
5
6 # Program
7 def staircase(n, objects)
8 ??

```

Listing 2. Plan to Program using GPT-4 (Generalize)

D.3. Prompt Examples for Determining Programs using LLM/VLM Models.

LLMs. Code segment 53 depicts our prompting methodology given a demonstration for a new concept *tower*. For this baseline we aim to check demonstration following and spatial reasoning abilities of LLMs (GPT-4). We provide supervision of the intermediate scenes by using tokenized spatial relations between objects in the scene (Given in the form of Scene = [right(1, 0) ...]). We further assume that only those objects that are required to perform the task are present in the scene (no distractor objects). For every structure (that needs to be learned at time t) we give LLM a prompt providing in-context example on how to generalize (line 19-35), the set of primitive operators (line 4) available and the set of structures learnt/present in library (till time t-1) (line 5-18). Finally we append to this prompt the expected declaration (arguments and keywords arguments) of the structure that is to be learnt along with the spatial relations for each scene of the given demonstration (36-51).

```

1 # Consider a block world domain ..... Given a structure creation task along with
  # intermediate scnes complete a general Python function for it. The function should be
  # in terms of primitive operators and already learnt structures that are present in the
  # program library. Enclose the function within backtick (``)
2
3
4 primitive_operators = [keep_at_head, move_head]
5 # this would be our program library
6 learnt_structures = {
7     "row": {
8         "program_tree":
9         '''
10         def row(size, objects):
11             for i in range(size):
12                 keep_at_head(obj = objects)
13                 move_head(dir = 'right')
14         '''
15     },
16     .....
17 }
18
19 # the example task
20 Example task:- Place all the objects to the right of each other.
21 Final state :- [right(1, 0), right(2, 1), right(3, 2), right(4, 3)]
22 Intermediate scenes :-
23 Scene 0 = []
24 Scene 1 = []
25 Scene 2 = [right(1, 0)]
26 Scene 3 = [right(1, 0), right(2, 1)]
27 Scene 4 = [right(1, 0), right(2, 1), right(3, 2)]
28 Scene 5 = [right(1, 0), right(2, 1), right(3, 2), right(4, 3)]

```

```

29 Python function :-
30 ```python
31 def placing_all_right(objects):
32     for i in range(len(objects)):
33         keep_at_head(objects) # select one object from the objects set and keep the head
34         at this location
35         move_head(dir = 'right') # move the head to the right of the previous position
36     ```
37 # The current task for which program needs to be found
38 Current task:- Construct a tower of size 6.
39 Final state :- [top(1, 0), top(2, 1), top(3, 2), top(4, 3), top(5, 4)]
40 Intermediate scenes :-
41 Scene 0 = []
42 Scene 1 = []
43 Scene 2 = [top(1, 0)]
44 Scene 3 = [top(1, 0), top(2, 1)]
45 Scene 4 = [top(1, 0), top(2, 1), top(3, 2)]
46 Scene 5 = [top(1, 0), top(2, 1), top(3, 2), top(4, 3)]
47 Scene 6 = [top(1, 0), top(2, 1), top(3, 2), top(4, 3), top(5, 4)]
48 Python function :-
49 ```python
50 def tower(size, objects):
51     ??
52     ```

```

Listing 3. Prompting Strategy for LLM baselines (GPT-4)

VLM/GPT-4-V Unlike LLM, VLMs have the abilities to process the demonstration as a sequence of visual frames. Therefore rather than providing the symbolic spatial relations between every scene we provide all the visual intermediate scenes for the given image. Further we also relax the assumption that there are no distractor objects. As shown in figure 8 We first give information about the set of primitive operators and the structures that we have already learnt (program library). In order to visually ground the semantics of our primitive actions we give 3 example tasks (natural language instruction and intermediate scenes) that do not directly refer to any structure, along with corresponding of sequence of actions taken (*# Demonstration for visual grounding*). We further provide another example (without scenes) demonstrating how to write generalizable Python function for a given task using our operators (*# Example for generalization*). Final we give the natural language instruction and corresponding scenes for the current task along with signature of the program to be learnt.

```


Consider a block world domain ... Given a structure creation task along with intermediate scenes complete a general Python function for it.
The function should be in terms of primitive operators and already learnt structures that are present in the library. Enclose the function
withing backticks (` `).
# set of operators
primitive_operators = [keep_at_head, move_head]
learnt_structures = {
    "row": {
        "program_tree":
        """
        def row(size, objects):
            for i in range(size):
                keep_at_head(obj = objects)
                move_head(dir = 'right')
        """, .....
    }
}

# Demonstration for visual grounding
Example Task 1: Place the red cube to
the back of the
magenta dice and
put the yellow dice on
top of the red cube
Action Sequence: assign_head(filter(magenta, cube)), move_head(back), keep_at_head(filter(red, cube)) .....

# Example for generalization
Example task:- Place all the objects to the right of each other
Python function:- ```python
def placing_all_right(objects):
    for i in range(len(objects)):
        keep_at_head(objects)
        move_head(dir = 'right')
...


# Current task description
Current task: Construct a row of size 3
Python function:- ```python
def row(size, objects):
    ??
    ```

```




Scene - 0


Visual Demonstration 1:



Scene - 1




Scene - 2




Scene - 0

Visual Demonstration:



Scene - 1



Scene - 2

Figure 8. **Prompt example for VLM-baseline.** Figure shows the prompting strategy for GPT-4-V that includes the primitive actions, the example tasks for visual grounding, example of writing generalizable Python functions and the demonstration frames.

### E. Additional Details on Plan Search (MCTS)

Our approach allows continual learning of increasingly complex concepts in terms of simpler concepts acquired previously as part of our skill library. The preference of using similar (similar to those previously found in the plan search) actions/abstraction against novel ones is accomplished by modulating the one-step reward during the MCTS search. For every action apart from the one step visual reward, we also give a small reward proportional to the relative number of times the action has been taken in the plan found so far. This would promote those sequence of actions which are not only consistent with the demonstration but are also easier to abstract out as a program, using looping constructs. Once the plan best explaining the demonstration is obtained it is generalized to a program using LLM as a pattern recognizer. 9 demonstrates how the bounding box IoU provides visual reward for guiding the search.



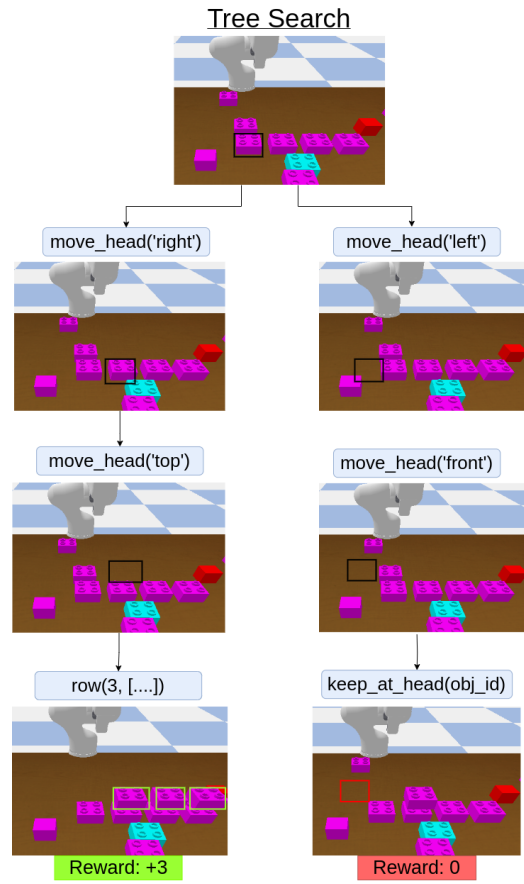


Figure 9. **Tree Search Guidance via visual reward** Case of constructing a staircase as a stack of rows of decreasing size. Given current state the visual rewards(IoU) helps to guide the search in the relevant directions of the search space.