

Reionization after JWST: a photon budget crisis?

Julian B. Muñoz¹*, Jordan Mirocha^{2,3}, John Chisholm¹, Steven R. Furlanetto⁴, and Charlotte Mason⁵

¹Department of Astronomy, The University of Texas at Austin, 2515 Speedway, Stop C1400, Austin, TX 78712, USA

²Jet Propulsion Laboratory, California Institute of Technology, 4800 Oak Grove Drive, Pasadena, CA 91109, USA

³California Institute of Technology, 1200 E. California Boulevard, Pasadena, CA 91125, USA

⁴Department of Physics and Astronomy, University of California, Los Angeles, CA 90095, USA

⁵Niels Bohr Institute, University of Copenhagen, Jagtvej 128, 2200 København N, Denmark

12 April 2024

ABSTRACT

New *James Webb* Space Telescope (JWST) observations are revealing the first galaxies to be prolific producers of ionizing photons, which we argue gives rise to a tension between different probes of reionization. For hydrogen reionization to proceed there must be enough ionizing photons for all of the hydrogen atoms, including their recombinations. Over the last two decades a consensus has emerged where star-forming galaxies are able to generate these photons, given reasonable values for their number densities, ionizing efficiencies ξ_{ion} (per unit UV luminosity), and escape fractions f_{esc} . However, new JWST observations infer high values of ξ_{ion} during reionization and an enhanced abundance of earlier ($z \gtrsim 9$) galaxies, dramatically increasing the number of ionizing photons produced at high z . Simultaneously, recent low- z studies predict significant escape fractions for faint reionization-era galaxies. Put together, we show that the galaxies we have directly observed ($M_{\text{UV}} < -15$) not only can drive reionization, but would end it too early. That is, our current galaxy observations, taken at face value, imply an excess of ionizing photons and thus a process of reionization in tension with the cosmic microwave background (CMB) and Lyman- α forest. Considering galaxies down to $M_{\text{UV}} \approx -11$, below current observational limits, only worsens this tension, requiring on average $f_{\text{esc}} \approx 3\%$, far lower than expected for early galaxies from post-reionization studies. We discuss possible avenues to resolve this photon budget crisis, including missing astrophysical or observational selection effects, as well as enhanced recombinations.

Key words: cosmology: theory – reionization – bubbles

1 INTRODUCTION

The epoch of reionization represents the last major phase transition of our universe. During reionization the intergalactic gas went from cold and neutral before the first cosmic structures formed (at redshift $z \sim 30$, or 100 Myrs after the Big Bang) to hot and ionized by $z \sim 5$ (roughly a billion years later). While we are certain that this process took place, we do not know how. The likely culprits for reionization are the first star-forming galaxies (Robertson et al. 2015, hereafter R15), but other suspects include supermassive black holes (Madau & Haardt 2015), and even dark matter (Liu et al. 2016). More broadly, the timing and topology of reionization hold a treasure trove of information on the astrophysics of the early universe, which we have yet to uncover.

The accounting of reionization is rather simple: there have to be enough photons to ionize all the intergalactic hydrogen atoms, including their recombinations. During the WMAP era this was a stringent requirement, as cosmic microwave background (CMB) data implied an approximate midpoint of reionization at $z = 10 - 11$ (Komatsu et al. 2011), earlier than expected from standard galaxy-formation models and beyond the reach of contemporaneous direct observations. With the advent of the *Planck* satellite this tension was eased,

as newer CMB data preferred later reionization (with an effective $z \sim 7 - 8$, Ade et al. 2016), and by then *Hubble* Space Telescope (HST) observations had characterized a population of star-forming galaxies at those redshifts (Madau & Dickinson 2014). Together, these observations alleviated the demand for ionizing photons and quickly led to the consensus that, under reasonable assumptions, star-forming galaxies were able to drive reionization (R15, Bouwens et al. 2015, Finkelstein et al. 2019, hereafter F19). In this *Letter* we examine whether this consensus holds in light of recent *James Webb* Space Telescope (JWST) observations of the high-redshift universe.

Three key factors determine the average reionization history: the production rate of ionizing photons (by early galaxies and black holes), the fraction f_{esc} of those photons that escape to the intergalactic medium (IGM) and can ionize neutral hydrogen, and the number of recombinations per hydrogen atom. While there remain open questions about the last factor (Davies et al. 2021), the first two are particularly uncertain.

The production rate of ionizing photons is given by the early-galaxy abundance, usually expressed through the UV luminosity function (UVLF, the comoving number density of galaxies per UV magnitude), times the ionizing efficiency ξ_{ion} of each galaxy. While there is broad agreement on the bright end of the UVLF, the number density of ultra-faint (below $M_{\text{UV}} \approx -14$) galaxies is virtually unconstrained. Theoretically, we expect the UVLF to “turn over”

* E-mail: julianbmunoz@utexas.edu

at some magnitude $M_{\text{UV}}^{\text{turn}}$ due to feedback (Shapiro et al. 2004), and HST observations have constrained this turnover to be fainter than $M_{\text{UV}}^{\text{turn}} \approx -15$ (Atek et al. 2018). At the same time, new JWST observations are finding early galaxies to have higher ionizing efficiencies ξ_{ion} than canonically assumed [with $\log_{10} \xi_{\text{ion}} / (\text{Hz erg}^{-1}) \approx 25.5 - 26.0$ vs 25.2 Atek et al. 2024; Simmonds et al. 2024; Endsley et al. 2023; Prieto-Lyon et al. 2023; Curtis-Lake et al. 2023; Hsiao et al. 2023; Calabro et al. 2024]. Moreover, JWST is also unveiling an enhanced population of both star-forming galaxies at $z \gtrsim 9$ (Finkelstein et al. 2022, 2023; Eisenstein et al. 2023; Harikane et al. 2023; Castellano et al. 2022, with an unknown origin Mason et al. 2023; Ferrara et al. 2022; Muñoz et al. 2023; Mirocha & Furlanetto 2023) and supermassive black holes (Matthee et al. 2024, though they are likely obscured Greene et al. 2024), which would further boost the ionizing-photon budget. Such a wealth of photons will accelerate the process of reionization, if they escape their host galaxies.

The escape fraction f_{esc} of early galaxies is a contentious topic. The basic problem is that the ionizing-photon production is dominated by very massive, short-lived stars, which may live and die before their birth clouds are dispersed, minimizing photon escape. The BPASS models (Eldridge & Stanway 2009) provided a new hope for high escape fractions, as binary interactions help to lengthen effective stellar lifetime and so boost the effective f_{esc} . Models in which the escape fraction is set by local, cloud-scale physics, suggest that f_{esc} could be independent of galaxy properties like mass or luminosity (Ma et al. 2016). However, different simulations predict f_{esc} growing for brighter galaxies (Sharma et al. 2016), declining (Wise et al. 2014; Kimm & Cen 2014), or peaking at intermediate masses (e.g., Yoo et al. 2020; Ma et al. 2020; Rosdahl et al. 2022; Yeh et al. 2023). From a theoretical perspective, there seems to be no clear consensus on the nature of f_{esc} in high- z galaxies. Observationally, it is extremely challenging to measure f_{esc} while there is neutral hydrogen in the IGM. However, recent studies of low- z analogues of reionization-era galaxies have found a strong correlation between their escape fractions and UV slopes β_{UV} : bluer galaxies exhibit larger values of f_{esc} (Flury et al. 2022; Chisholm et al. 2022; Begley et al. 2022; Saldana-Lopez et al. 2023). JWST is showing that early galaxies have bluer slopes than their average low- z counterparts (e.g., Topping et al. 2022; Cullen et al. 2023), such that the few studies of reionization-era galaxies indicate modest f_{esc} values near 5–15% (Mascia et al. 2023; Lin et al. 2024).

Here we argue that combining the abundance of directly observed reionization-era galaxies, the new JWST estimates of ξ_{ion} , and the low- z insights on f_{esc} leads to too many ionizing photons at high redshifts, ending reionization too early. Such an early reionization is in contradiction with current CMB (Aghanim et al. 2020) and Lyman- α forest observations (Bosman et al. 2022), and poses a *tension in the photon budget during reionization*. We will outline possible ways to ease this tension, including physical ingredients missing in our theoretical models, interpretation of observations, or both.

Through this paper we assume a flat Λ CDM cosmology with $h = 0.7$ and $\Omega_M = 0.3$ to match that assumed in Bouwens et al. (2021) and Donnan et al. (2024), all magnitudes are AB (Oke & Gunn 1983), and quantities are spatially averaged unless otherwise indicated.

2 MODELING REIONIZATION

We will follow a simple model of reionization to solve for the volume-averaged hydrogen neutral fraction $x_{\text{HI}} \equiv n_{\text{HI}}/n_{\text{H}}$, and its complement the ionized fraction $x_{\text{HII}} \equiv 1 - x_{\text{HI}}$. This quantity evolves

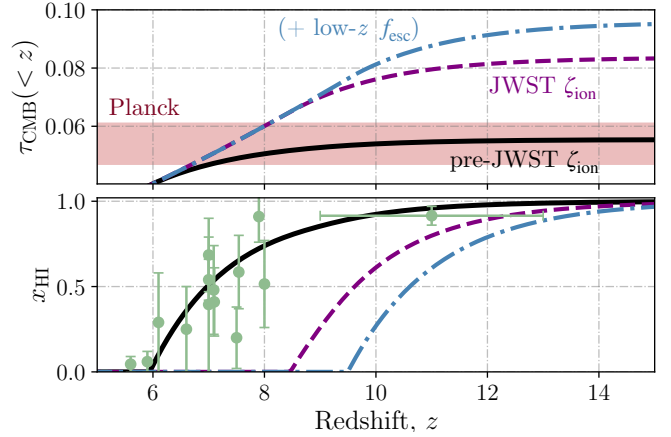


Figure 1. The new JWST and low- z observations imply an earlier reionization, in tension with the CMB. **Bottom:** Evolution of the neutral fraction x_{HI} as a function of redshift z for a pre-JWST model (black solid, with a cutoff at $M_{\text{UV}} = -13$ and $f_{\text{esc}} = 0.2$, following R15), for the same model but with a JWST-calibrated ξ_{ion} (purple dashed, following Simmonds et al. 2024), and a model where in addition f_{esc} is determined from low- z analogues (blue dot-dashed, using the fit in Chisholm et al. 2022). Green points show a collection of observational constraints from (McGreer et al. 2015; Greig et al. 2017, 2018; Sobacchi & Mesinger 2015; Mason et al. 2019; Whitler et al. 2019; Wang et al. 2020; Nakane et al. 2023). **Top:** CMB optical depth τ_{CMB} , where the red band is the measurement from Aghanim et al. (2020). The new galaxy observations give rise to far more ionizing photons, and at face value are in severe tension with CMB data.

as (Madau et al. 1999)

$$\dot{x}_{\text{HII}} = \frac{\dot{n}_{\text{ion}}}{n_{\text{H}}} - \frac{x_{\text{HII}}}{t_{\text{rec}}}, \quad (1)$$

which showcases the competition between the “sources” (first term) and “sinks” (second) of ionizing photons. The former is given by the density of ionizing photons produced (\dot{n}_{ion}) divided by that of hydrogen $n_{\text{H}} = \rho_{\text{b}}(1 - Y_{\text{He}})/m_{\text{H}}$, where Y_{He} is the Helium mass fraction, m_{H} the proton mass, and ρ_{b} the baryon energy density, which scales as $(1 + z)^3$. The sink term captures the number of recombinations that hydrogen atoms suffer on average, characterized by a timescale (Shull et al. 2012)

$$t_{\text{rec}} = [C \alpha_{\text{B}} (1 + x_{\text{He}}) n_{\text{H}}]^{-1} \quad (2)$$

where $x_{\text{He}} \equiv n_{\text{He}}/n_{\text{H}} \approx Y_{\text{He}}/[4(1 - Y_{\text{He}})]$, α_{B} is the case-B recombination coefficient, and C is the clumping factor. The clumping factor is difficult to estimate theoretically, as it depends on how ionized regions penetrate into high-density clumps. Simulations predict $C \approx 2 - 5$ during reionization, growing towards lower z (e.g., Pawlik et al. 2015). Recent work in Davies et al. (2021) instead suggests that more recombinations are needed to explain the short mean free path of ionizing photons at $z \sim 6$ (thanks to absorption by pervasive high-density clumps known as Lyman-limit systems, Becker et al. 2021; Zhu et al. 2023). For simplicity and comparison with past literature (R15), we will set $C = 3$ and evaluate α_{B} at $T = 2 \times 10^4$ K for now, and return to the effect of recombinations later.

For reionization to progress the sources have to win over the sinks. Our sources will be star-forming galaxies, which produce a background of ionizing photons at a rate of

$$\dot{n}_{\text{ion}} = \int dM_{\text{UV}} \Phi_{\text{UV}} \dot{N}_{\text{ion}} f_{\text{esc}}, \quad (3)$$

where all factors inside the integral are assumed to depend on M_{UV} , and we integrate down to a cutoff magnitude $M_{\text{UV}}^{\text{ion, cutoff}}$ that will be

a free parameter. Here, Φ_{UV} is the UVLF, taken at $z \leq 9$ from the pre-JWST fit in [Bouwens et al. \(2021\)](#) and at $z > 9$ from the JWST calibrations of [Donnan et al. \(2024\)](#), see Appendix A for alternative analyses using only pre-JWST UVLFs, including that of [Finkelstein & Bagley 2022](#)), $\dot{N}_{\text{ion}} \equiv L_{\text{UV}} \xi_{\text{ion}}$ is the production rate of ionizing photons per galaxy, given by their UV luminosity L_{UV} times the ionizing efficiency ξ_{ion} , of which a fraction f_{esc} escapes into the IGM.

It is apparent that the product $\xi_{\text{ion}} \times f_{\text{esc}}$ will determine the timing of reionization, and that these two factors are, at face value, fully degenerate. Increasing ξ_{ion} per galaxy while decreasing f_{esc} will yield identical effects on the IGM. Fortunately, though, direct Balmer-line observations can be used to tease out the amount of ionizations in the galaxy, and thus the amount of non-escaping ionizing photons $\xi_{\text{ion}}(1 - f_{\text{esc}})$. The pre-JWST literature suggested a canonical value¹ of $\log_{10} \xi_{\text{ion}} = 25.2 \text{ Hz erg}^{-1}$ ([Robertson et al. 2013](#)). Under this assumption, [R15](#) showed that $f_{\text{esc}} = 20\%$ is sufficient if galaxies down to $0.001 L_{\star}$ ($M_{\text{UV}}^{\text{ion. cutoff}} \approx -13$) contribute to reionization. We illustrate what reionization would look like for this pre-JWST calibrated model in Fig. 1. It is over by $z \sim 6$, and produces an optical depth $\tau_{\text{CMB}} \approx 0.055$, bringing galaxy observations into agreement with *Planck* CMB measurements.

The arrival of JWST has shaken this picture. New observations from different teams are converging on larger values of ξ_{ion} towards higher redshifts and fainter galaxies (though see [Endsley et al. 2023](#) where ξ_{ion} is still high but grows towards the bright end instead, we study this case in Appendix A). In particular, [Simmonds et al. \(2024\)](#) find a consistent increase in ξ_{ion} up to $z = 9$ and $M_{\text{UV}} = -16.5$ (where we will conservatively cap ξ_{ion} to avoid extrapolation), well fit by

$$\log_{10} \left[\xi_{\text{ion}} / (\text{Hz erg}^{-1}) \right] \approx 25.8 + 0.11(M_{\text{UV}} + 17) + 0.05(z - 7). \quad (4)$$

Such faint, early galaxies will produce ~ 4 times more ionizing photons than expected pre-JWST ([Atek et al. 2024](#), implying a very young stellar population). The purple line in Fig. 1 shows how reionization would progress assuming this JWST-calibrated ξ_{ion} , while keeping everything else the same. In this case the additional photons would kick-start reionization by $z \sim 12$ and finish it by $z \sim 8$, far overproducing the CMB optical depth ($\tau_{\text{CMB}} \approx 0.08$) when compared to observations. Here we have kept $f_{\text{esc}} = 0.2$ as in [R15](#), so the astute reader may wonder if newer inferences of the escape fraction delay reionization.

We do not have a direct handle on f_{esc} during reionization, as escaping ionizing photons will be absorbed by the neutral IGM before reaching us. However, detailed studies of low- z analogues find a strong correlation, with significant scatter, between the FUV continuum slopes β_{UV} of galaxies and their LyC escape fractions. This is physically explained by the dust along the line-of-sight simultaneously attenuating the FUV stellar continuum and the ionizing photons. We will use the fit from [Chisholm et al. \(2022\)](#), calibrated on the $z \sim 0$ LzLCS survey [Flury et al. 2022](#), see [Trebtsch et al. 2022](#) for an implementation on reionization), where

$$f_{\text{esc}} = A_f \times 10^{b_f \beta_{\text{UV}}} \quad (5)$$

with $A_f = 1.3 \times 10^{-4}$ and $b_f = -1.22$. In this relation galaxies that are bluer have less dust and low-ionization gas along the line-of-sight, and thus fewer sinks of ionizing photons. This correlation is similarly observed at $z \sim 3$ in different surveys ([Steidel et al. 2018](#);

[Pahl et al. 2021](#); [Begley et al. 2022](#); [Saldana-Lopez et al. 2023](#)). We can then employ the $f_{\text{esc}} - \beta_{\text{UV}}$ relation, with the $\beta_{\text{UV}} - M_{\text{UV}}$ measurements from [Zhao & Furlanetto \(2024\)](#), which incorporates both JWST and HST measurements from [Bouwens et al. 2014](#); [Topping et al. 2022](#); [Cullen et al. 2023](#)) to predict² $f_{\text{esc}}(M_{\text{UV}})$. Note that here, and throughout the text, we cap the UV slopes at $\beta_{\text{UV}} = -2.7$ when computing f_{esc} to avoid extrapolation, as that corresponds to the bluest galaxies where Eq. (5) is calibrated. We show the result of applying this calibration as the blue line in Fig. 1. The JWST-calibrated ξ_{ion} multiplied by f_{esc} (inferred using the high- z $\beta_{\text{UV}} - M_{\text{UV}}$ and low- z $f_{\text{esc}} - \beta_{\text{UV}}$ relations) produces an even earlier reionization, and consequently even more tension with τ_{CMB} .

The curves shown in Fig. 1 are meant to illustrate the impact of the new ξ_{ion} and f_{esc} results for a particular reionization model. Let us now move to perform a more detailed study, where we vary different underlying assumptions and compare against current observations.

3 OBSERVATIONAL CONSTRAINTS

To understand reionization we need to know the ionizing-photon budget, i.e., how many photons are produced and what fraction escape their galaxies. We model the former by taking the ionizing efficiency ξ_{ion} from Eq. (4), as measured in JWST observations, and integrating the UVLF down to a cutoff magnitude $M_{\text{UV}}^{\text{ion. cutoff}}$ (below where we will assume galaxies do not emit ionizing photons efficiently, either because $f_{\text{esc}}, \xi_{\text{ion}}$, or the UVLF itself goes to zero, see Appendix B for an example). For the latter we define the ionization-averaged escape fraction as

$$\langle f_{\text{esc}} \rangle_{\text{ion}} \equiv \frac{\dot{n}_{\text{ion}}(f_{\text{esc}})}{\dot{n}_{\text{ion}}(f_{\text{esc}} = 1)}, \quad (6)$$

with \dot{n}_{ion} defined in Eq. (3). These two free parameters, $M_{\text{UV}}^{\text{ion. cutoff}}$ and $\langle f_{\text{esc}} \rangle_{\text{ion}}$, encapsulate our uncertainty about the impact of high- z galaxies on reionization. They must obey three different observational constraints.

First, the cutoff $M_{\text{UV}}^{\text{ion. cutoff}}$ has to be fainter than -15 , given current HST and JWST observations, which we show as a green band in Fig. 2. Second, $\langle f_{\text{esc}} \rangle_{\text{ion}}$ should follow the constraints derived from low- z analogues, shown as a blue band (for the LzLCS survey of $z \sim 0$ galaxies [Chisholm et al. 2022](#), see Fig. A1 for the VANDELS $z \sim 3$ sample of [Saldana-Lopez et al. 2023](#)). Finally, the combination of $M_{\text{UV}}^{\text{ion. cutoff}}$ and $\langle f_{\text{esc}} \rangle_{\text{ion}}$ have to produce the correct reionization history, which we parametrize through the CMB optical depth³

$$\tau_{\text{CMB}} = \int d\ell n_e \sigma_T, \quad (7)$$

where ℓ is proper distance, σ_T is the Thomson cross section, and n_e is the physical (not comoving) electron density, computed assuming that HeI reionization tracks HI, and that HeII reionization takes place at $z = 4$. The regions of parameter space that predict the correct τ_{CMB} within 1σ are shown as red bands in Fig. 2. In the CMB bands a brighter cutoff $M_{\text{UV}}^{\text{ion. cutoff}}$ requires higher values of $\langle f_{\text{esc}} \rangle_{\text{ion}}$ to compensate the missing star formation — and subsequent photon production — at the faint end.

Fig. 2 showcases the tension between these three observations.

² Note that $\langle f_{\text{esc}} \rangle(M_{\text{UV}}) \equiv \int d\beta_{\text{UV}} P(\beta_{\text{UV}} | M_{\text{UV}}) f_{\text{esc}}(\beta_{\text{UV}})$, where the PDF $P(\beta_{\text{UV}} | M_{\text{UV}})$ can be approximated as a Gaussian with width $\sigma_{\beta} = 0.34$ ([Smit et al. 2012](#)), which makes $\langle f_{\text{esc}}(\beta_{\text{UV}}) \rangle$ larger than $f_{\text{esc}}(\langle \beta_{\text{UV}} \rangle)$ by a factor of $\exp[(b_f \ln[10] \sigma_{\beta})^2 / 2] \approx 1.1 - 1.5$.

³ We do not include measurements of $x_{\text{HI}}(z)$ as a constraint, but will see that the models that predict the right τ_{CMB} broadly agree with them.

¹ We will assume $f_{\text{esc}} = 0$ in all inferences of ξ_{ion} , which conservatively underestimates the production of ionizing photons.

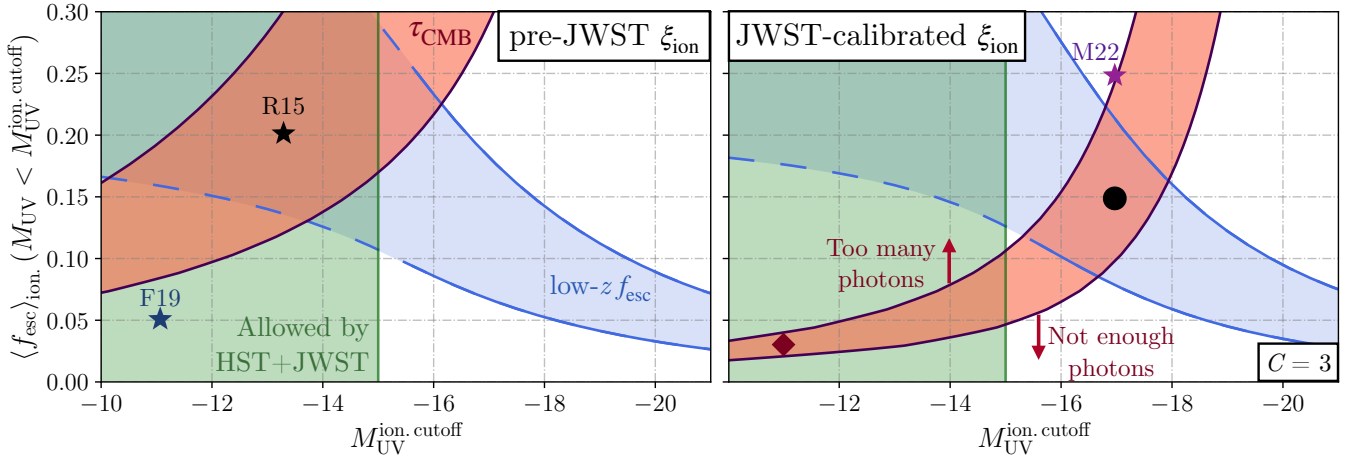


Figure 2. Tension in our models of reionization, expressed through the effective cutoff $M_{\text{UV}}^{\text{ion. cutoff}}$ on the UVLF (at which galaxies cease to emit ionizing photons), and the average escape fraction $\langle f_{\text{esc}} \rangle_{\text{ion}}$ above that cutoff. The three colored contours correspond to the regions allowed by the CMB optical depth τ_{CMB} (red), the low- z f_{esc} studies (blue), and direct HST+JWST observations of no cutoff down to $M_{\text{UV}} \approx -15$ (green). The **left** panel assumes a pre-JWST value of ξ_{ion} , where the three colored regions nicely overlap for faint cutoffs and $f_{\text{esc}} \approx 0.2$. The **right** panel instead takes the new JWST ξ_{ion} calibration from Simmonds et al. (2024), in which case **the three regions do not overlap, showing a tension in reionization**. In more detail, the blue region follows the results from the LzLCS survey of reionization-era analogues (Chisholm et al. 2022, evaluated at $z = 7$, with solid lines corresponding to the M_{UV} directly observed, and dashed to extrapolation, in all cases capping UV slopes at $\beta_{\text{UV}} = -2.7$). We highlight three popular pre-JWST models from R15, F19, and M22 (the latter assumes a larger ξ_{ion} closer to the new JWST value) as colored stars. The red diamond and black circle on the right panel correspond to possible solutions to the tension (further explored in Fig. 3), which are in conflict with either the f_{esc} or $M_{\text{UV}}^{\text{ion. cutoff}}$ constraints.

The left panel shows the pre-JWST situation, where the lower ξ_{ion} allowed the three observational bounds (red, blue, and green regions) to overlap over a broad swath of parameter space fainter than $M_{\text{UV}}^{\text{ion. cutoff}} \approx -15$, with $f_{\text{esc}} \approx 15 - 30\%$. The right panel, updated with the recent JWST observations, shows no overlap between the three. In this case the requirements from τ_{CMB} (red) and the low- z f_{esc} studies (blue) only overlap for cutoffs brighter than $M_{\text{UV}}^{\text{ion. cutoff}} \approx -15$ (outside of the green region, and thus disfavored by direct HST+JWST observations). In other words, the new JWST observations imply an overproduction of photons during reionization, which would end this process earlier than allowed by the CMB. Note that the galaxies observed by JWST ($M_{\text{UV}} \lesssim -15$) already produce too many photons, including fainter objects would only worsen this tension.

Fig. 2 also shows the parameter space of three popular reionization models: that of R15 ($\langle f_{\text{esc}} \rangle_{\text{ion}} = 0.2$ and $M_{\text{UV}}^{\text{ion. cutoff}} \approx -13$), F19 (their best fit is at $\langle f_{\text{esc}} \rangle_{\text{ion}} \approx 0.05$ and $M_{\text{UV}}^{\text{ion. cutoff}} \approx -11$), and the Lyman- α emitter (LAE) model of Matthee et al. (2022, hereafter M22, which we approximate as having $\langle f_{\text{esc}} \rangle_{\text{ion}} = 0.25$ for galaxies down to $M_{\text{UV}}^{\text{ion. cutoff}} = -17$). Each of these models was calibrated to give rise to the correct τ_{CMB} , though with different ξ_{ion} assumptions. R15 assumed the canonical pre-JWST value, F19 fit for a somewhat higher z -dependent value, whereas M22 used a larger $\log_{10} \xi_{\text{ion}} = 25.9 \text{ Hz erg}^{-1}$, calibrated to low- z LAEs (Naidu et al. 2022). Each of these models is at odds with one of the three observational constraints, and thus outside one of the color bands in Fig. 2, either τ_{CMB} (R15, outside red band), f_{esc} (F19, blue), or $M_{\text{UV}}^{\text{ion. cutoff}}$ (M22, green). As such, they illustrate three possible avenues to reduce the photon budget during reionization, and thus to reconcile galaxy and CMB observations.

4 POSSIBLE OUTS

Let us now discuss possible physical mechanisms that may resolve this apparent photon budget crisis.

- Perhaps some of the new ξ_{ion} calibrations are biased? One possibility is that the JWST samples used to infer ξ_{ion} are not representative of the high- z galaxy population (if they are biased towards efficient ionizers or preferentially target galaxies in a burst). For example, the sample in Simmonds et al. (2024) is selected based on an emission line flux cut in photometry, which could bias the sample towards strong line emitters (and thus high ξ_{ion}) at fixed UV magnitude. We have repeated our analysis with a lower $\xi_{\text{ion}} = 10^{25.5} \text{ Hz erg}^{-1}$ (corresponding to the lower mean values reported in Endsley et al. 2023, which did not make a selection based on emission-line strength), finding that this still requires a cutoff at $M_{\text{UV}} \approx -14$ or brighter (see Fig. A1 in Appendix A). An alternative solution involves keeping a high ξ_{ion} on average but cutting off photon production for faint galaxies (either smoothly or setting $\xi_{\text{ion}} \rightarrow 0$ below a cutoff magnitude $M_{\text{UV}}^{\text{ion. cutoff}}$). Fig. 3 shows that a ξ_{ion} cutoff at $M_{\text{UV}}^{\text{ion. cutoff}} = -17$ would be able to solve the tension. Such a cutoff would, however, be in conflict with the detections of ionizing photons down to $M_{\text{UV}} \approx -15$ from Atek et al. (2024) and Prieto-Lyon et al. (2023, and down to $M_{\text{UV}} \approx -16.5$ for the more statistically robust samples of Simmonds et al. 2024; Endsley et al. 2023). Further JWST observations of high- z galaxies will be able to determine the ξ_{ion} distribution down to faint magnitudes and pinpoint the impact of burstiness on this quantity.

- Maybe f_{esc} is far lower than expected? From Fig. 2 it is apparent that little to no extrapolation of the LzLCS relation to fainter/bluer galaxies is required to overproduce reionization (see also Appendix B). One possibility is that the low- z analogues in both LzLCS and VANDELS are biased (e.g., they may be more likely to be leakers), or that different mechanisms set f_{esc} at high and low redshifts. Many of the LzLCS properties match those observed at high-redshift (Tang et al. 2023), but it is possible (perhaps likely) that high-redshift galaxies have larger neutral gas fractions and lower dust-to-gas ratios than the low-redshift benchmarks (Heintz et al. 2023). This would lead to significantly lower f_{esc} at fixed β_{UV} . While plausible, this $f_{\text{esc}} - \beta_{\text{UV}}$ redshift evolution is not observed in $z \sim 3$ galaxies, which in fact appear to have larger f_{esc} at fixed β_{UV} .

(Pahl et al. 2021; Saldana-Lopez et al. 2023). Another possibility is that there is a covariance between f_{esc} and ξ_{ion} , such that galaxies that produce large amounts of ionizing photons have lower f_{esc} . This has been predicted by simulations (Rosdahl et al. 2022), but has yet to be confirmed observationally.

If one wanted to integrate the UVLF down to the theoretically expected cutoff at $M_{\text{UV}} \approx -11$ (Kuhlen & Faucher-Giguere 2012), the f_{esc} needed to fit τ_{CMB} is $\langle f_{\text{esc}} \rangle_{\text{ion.}} \approx 3\%$, as shown in Fig. 3, slightly lower but comparable to F19. For such a low value, the LzLCS relationship would require $\beta_{\text{UV}} \approx -1.93$, significantly redder than JWST has observed at $z > 5$ (Topping et al. 2022; Cullen et al. 2023). Moreover, even setting a modest $\langle f_{\text{esc}} \rangle = 5\%$ still requires a cutoff at magnitudes brighter than $M_{\text{UV}} \approx -12$ given the higher ξ_{ion} from JWST. These faint M_{UV} have not been statistically probed yet by JWST observations, but upcoming ultra-deep imaging of a gravitationally lensed cluster (the Glimpse program, PI: Atek, JWST ID: 3293) will measure ξ_{ion} and β_{UV} from lensed star-forming galaxies down to $M_{\text{UV}} \approx -12$. Deeper measurements of analogues at moderate z are also critical to examine how well the $f_{\text{esc}} - \beta_{\text{UV}}$ relation holds at fainter magnitudes (and bluer objects), as well as higher z , pushing as close as possible to the epoch of reionization.

- What about the faint end of the UVLF? The slope and turnover magnitude remain as the key uncertainties of this observable. For a turnover to match reionization measurements it would have to be at a bright $M_{\text{UV}} \approx -17$, as illustrated in Fig. 3, far above the current UVLF limits. An alternative is a shallow faint-end slope. We have repeated our analysis with the Finkelstein & Bagley (2022) UVLF, which assumes a double power-law functional form with a flattening towards the faint end, and found that the tension persists (see Appendix A). This is not surprising, as the tension in Fig. 2 requires little to no extrapolation of the UVLFs during reionization (down to $M_{\text{UV}} \approx -15$, where the faint-end uncertainties affect galaxy abundances at the 30% level). If a turnover or flattening of the UVLF was the solution it would be of paramount importance to understand its physical origin, whether it is due to feedback during reionization (Shapiro et al. 2004) or a exotic cosmology (Sabti et al. 2022).

- Maybe our theoretical models are wrong? The main uncertainty is how many recombinations take place, which we have modeled through a simple clumping factor C . Past work has suggested additional recombinations can explain an extended reionization history inferred from the Lyman- α forest at $z \sim 5 - 6$ (Davies et al. 2021; Qin et al. 2021). Such a ‘‘tax on the rich’’ (in terms of ionizing photons, Furlanetto & Oh 2005) could alleviate the budget crisis. As a test, we show in Fig. 3 how even a large $C = 20$ — implying nearly an order of magnitude more recombinations throughout all of reionization — does not suffice to harmonize galaxy and CMB observations, still overproducing reionization (more than 3σ above τ_{CMB} measurements). Of course, we expect the process of reionization to be complex and inhomogeneous, but we note that these many recombinations per hydrogen atom are not standard in ΛCDM cosmologies (even including mini-halos, Gnedin 2024), and could point to additional baryon fluctuations at very small scales, or missing ingredients in our theories.

Fig. 3 summarizes how different possible solutions would affect the timing of reionization. While these scenarios can be re-calibrated to produce the correct τ_{CMB} (e.g., increasing $M_{\text{UV}}^{\text{ion. cutoff}}$ or decreasing f_{esc}), measurements of $x_{\text{HI}}(z)$ can potentially distinguish between them, as posing a cutoff $M_{\text{UV}}^{\text{ion. cutoff}}$ makes reionization faster (like oligarchic models, Naidu et al. 2019), whereas decreasing f_{esc} slows it down (appearing democratic, F19). Of course, a z -dependent f_{esc} can mimic this effect, so clustering measurements of reionization bubbles, for instance with the 21-cm line (Furlanetto et al. 2004;

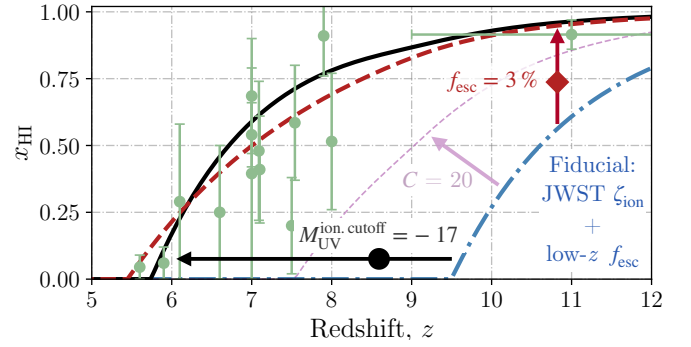


Figure 3. Possible solutions to the photon budget crisis, and how they would affect the timing of reionization. The blue dot-dashed line corresponds to our current understanding of reionization, as in Fig. 1. The pink dotted line assumes a higher clumping factor $C = 20$, which still does not produce enough recombinations. The red dashed line has $M_{\text{UV}}^{\text{ion. cutoff}} = -11$ and a low $f_{\text{esc}} = 3\%$, whereas the black line posits $M_{\text{UV}}^{\text{ion. cutoff}} = -17$ with a larger $f_{\text{esc}} = 15\%$. These two models produce the correct τ_{CMB} , but disagree with one of the two galaxy observations, as indicated by the red diamond and black circle in the right panel of Fig. 2. Their reionization histories $x_{\text{HI}}(z)$ are potentially distinguishable from one another (measurements in green, which have not been used to calibrate the models).

Muñoz et al. 2022) will be required to break degeneracies. We emphasize that each of the mechanisms invoked in this section requires giving up the constraints from at least one of our galaxy measurements, be it the UVLFs, ξ_{ion} , f_{esc} , or a combination of them. Further observations of both galaxies and τ_{CMB} will sharpen our understanding of the reionization process, as the current error-bars are still sizeable. While the list presented here is not exhaustive, we hope it encourages theoretical and observational work to resolve the JWST photon budget crisis.

5 CONCLUSIONS

The launch of JWST is allowing us to directly access the properties of the first galaxies with unprecedented sensitivity. Early observations are showing that early, faint galaxies are prolific producers of ionizing photons. Here we have combined new JWST measurements with determinations of the escape fractions f_{esc} of reionization-era analogues to show that our current galaxy observations predict a process of reionization that ends too early. That is, the situation has been reversed from the WMAP era, where the concern was producing *enough photons* to match τ_{CMB} , to the post-*Planck* and JWST era, where there may be *too many photons*.

To match the CMB optical depth, the \dot{n}_{ion} of early galaxies must dramatically decrease. This is currently *not* observed in the high- z galaxy population. For instance, the UVLFs do not show a significant turnover down to $M_{\text{UV}} \approx -15$ (Atek et al. 2018), faint galaxies during the epoch of reionization are very blue down to $M_{\text{UV}} \approx -17$ (Topping et al. 2022; Cullen et al. 2023, hinting at high f_{esc}), and on average galaxies produce significantly more ionizing photons than inferred from HST + *Spitzer* observations down to $M_{\text{UV}} \approx -15$ (Simmonds et al. 2024; Atek et al. 2024; Endsley et al. 2023). As such, taken at face value the galaxies JWST has observed already produce enough ionizing photons to reionize the universe. This does not include faint galaxies still unprobed by JWST observations, or a contribution from early black holes (which appear prevalent in early JWST observations, Matthee et al. 2024). There must be a missing

ingredient in either our modeling or observations to harmonize the galaxy and CMB inferences of reionization.

Moving forward, there are several avenues that can further audit the ionizing-photon budget. Future CMB surveys are expected to measure τ_{CMB} to ≈ 0.002 (Allys et al. 2023), which would sharpen our understanding of reionization. Better constraints on the timing of reionization beyond τ_{CMB} (e.g., via the kinematic Sunyaev-Zel'dovich effect and the transmission of Lyman- α photons from high-redshift galaxies Raghunathan et al. 2024; Chen et al. 2024; Nakane et al. 2023) or measurements the distribution of reionization bubbles (Ouchi et al. 2020; Abdurashidova et al. 2022; Lu et al. 2024), will provide invaluable information on how different sources contribute to the photon budget. Further studies of both f_{esc} (at low z) and ξ_{ion} (at high z) are critical to account for selection biases in our samples, or for missed assumptions in their interpretation. The biggest theoretical uncertainty is quantifying the recombination rate, which has a substantial effect on the reionization history (see Fig. 3) and may alleviate the requirements on the sources. In particular, it is crucial to understand how an increase in the recombination rate at $z \sim 6$ due to dense IGM clumps would carry over to higher redshifts, during the bulk of reionization.

In summary, recent observations have found that early galaxies were numerous, efficient producers of ionizing photons, and likely to have non-negligible escape fractions. Together, these galaxy observations imply an excess in the ionizing-photon budget during reionization, ending this cosmic epoch earlier than allowed by CMB data. We have examined possible solutions encouraging future work on both theoretical and observational avenues. As of the time of writing, the different solutions are in conflict with at least one observational constraint. Resolving this tension on reionization is a key step to finally understanding the last major phase transition of our universe.

ACKNOWLEDGEMENTS

We are grateful to Volker Bromm, Ryan Endsley, Steve Finkelstein, and Keith Hawkins for discussions and comments on a previous version of this manuscript. JBM was supported by the National Science Foundation under Grant No. 2307354, and thanks the Yukawa Institute for Theoretical Physics in Kyoto for their hospitality during part of this work. JM was supported by an appointment to the NASA Postdoctoral Program at the Jet Propulsion Laboratory / California Institute of Technology, administered by Oak Ridge Associated Universities under contract with NASA. SRF was supported by NASA through award 80NSSC22K0818 and by the National Science Foundation through award AST-2205900. CAM acknowledges support by the VILLUM FONDEN under grant 37459 and the Carlsberg Foundation under grant CF22-1322. The Cosmic Dawn Center (DAWN) is funded by the Danish National Research Foundation under grant DNRF140.

DATA AVAILABILITY

The data underlying this article will be shared on reasonable request to the author.

Software: numpy (van der Walt et al. 2011), scipy (Jones et al. 2001), matplotlib (Hunter 2007), Zeus21 (Muñoz 2023), CLASS (Blas et al. 2011).

REFERENCES

- Abdurashidova Z., et al., 2022, *Astrophys. J.*, 924, 51
Ade P. A. R., et al., 2016, *Astron. Astrophys.*, 594, A13
Aghanim N., et al., 2020, *Astron. Astrophys.*, 641, A6
Allys E., et al., 2023, *PTEP*, 2023, 042F01
Atek H., Richard J., Kneib J.-P., Schaerer D., 2018, *Mon. Not. Roy. Astron. Soc.*, 479, 5184
Atek H., et al., 2024, *Nature*, 626, 975
Becker G. D., D'Aloisio A., Christenson H. M., Zhu Y., Worseck G., Bolton J. S., 2021, *MNRAS*, 508, 1853
Begley R., et al., 2022, *MNRAS*, 513, 3510
Blas D., Lesgourgues J., Tram T., 2011, *JCAP*, 1107, 034
Bosman S. E. I., et al., 2022, *Mon. Not. Roy. Astron. Soc.*, 514, 55
Bouwens R. J., et al., 2014, *ApJ*, 793, 115
Bouwens R. J., Illingworth G. D., Oesch P. A., Caruana J., Holwerda B., Smit R., Wilkins S., 2015, *Astrophys. J.*, 811, 140
Bouwens R. J., et al., 2021, *AJ*, 162, 47
Calabro A., et al., 2024, *arXiv e-prints*, p. arXiv:2403.12683
Castellano M., Fontana A., Treu T., Santini P., Merlin E., et al., 2022, *Astrophys. J. Lett.*, 938, L15
Chen Z., Stark D. P., Mason C., Topping M. W., Whittler L., Tang M., Endsley R., Charlot S., 2024, *MNRAS*, 528, 7052
Chisholm J., et al., 2022, *MNRAS*, 517, 5104
Cullen F., et al., 2023, *MNRAS*, 520, 14
Curtis-Lake E., et al., 2023, *Nature Astronomy*, 7, 622
Davies F. B., Bosman S. E. I., Furlanetto S. R., Becker G. D., D'Aloisio A., 2021, *Astrophys. J. Lett.*, 918, L35
Donnan C. T., et al., 2024, *arXiv e-prints*, p. arXiv:2403.03171
Eisenstein D. J., et al., 2023, *arXiv e-prints*, p. arXiv:2306.02465
Eldridge J. J., Stanway E. R., 2009, *MNRAS*, 400, 1019
Endsley R., et al., 2023, *arXiv e-prints*, p. arXiv:2306.05295
Ferrara A., Pallottini A., Dayal P., 2022, *arXiv e-prints*, p. arXiv:2208.00720
Finkelstein S. L., Bagley M. B., 2022, *ApJ*, 938, 25
Finkelstein S. L., et al., 2019, *Astrophys. J.*, 879, 36
Finkelstein S. L., et al., 2022, *arXiv e-prints*, p. arXiv:2211.05792
Finkelstein S. L., et al., 2023, *arXiv e-prints*, p. arXiv:2311.04279
Flury S. R., et al., 2022, *Astrophys. J. Suppl.*, 260, 1
Furlanetto S. R., Oh S. P., 2005, *Mon. Not. Roy. Astron. Soc.*, 363, 1031
Furlanetto S. R., Zaldarriaga M., Hernquist L., 2004, *ApJ*, 613, 1
Gnedin N. Y., 2024, *Astrophys. J.*, 963, 150
Greene J. E., et al., 2024, *ApJ*, 964, 39
Greig B., Mesinger A., Haiman Z., Simcoe R. A., 2017, *Mon. Not. Roy. Astron. Soc.*, 466, 4239
Greig B., Mesinger A., Bañados E., 2018, *J. 10.1093/mnras/stz230*
Harikane Y., Ouchi M., Oguri M., Ono Y., Nakajima K., et al., 2023, *Astrophys. J., Suppl. Ser.*, 265, 5
Heintz K. E., et al., 2023
Hsiao T. Y.-Y., et al., 2023, *arXiv e-prints*, p. arXiv:2305.03042
Hunter J. D., 2007, *Computing in Science and Engineering*, 9, 90
Jones E., Oliphant T., Peterson P., et al., 2001, *SciPy: Open source scientific tools for Python*, <http://www.scipy.org/>
Kimm T., Cen R., 2014, *ApJ*, 788, 121
Komatsu E., et al., 2011, *Astrophys. J. Suppl.*, 192, 18
Kuhlen M., Faucher-Giguere C. A., 2012, *Mon. Not. Roy. Astron. Soc.*, 423, 862
Lin Y.-H., et al., 2024, *MNRAS*, 527, 4173
Liu H., Slatyer T. R., Zavala J., 2016, *Phys. Rev. D*, 94, 063507
Lu T.-Y., Mason C. A., Hutter A., Mesinger A., Qin Y., Stark D. P., Endsley R., 2024, *MNRAS*, 528, 4872
Ma X., Hopkins P. F., Kasen D., Quataert E., Faucher-Giguere C.-A., Kereš D., Murray N., Strom A., 2016, *MNRAS*, 459, 3614
Ma X., Quataert E., Wetzel A., Hopkins P. F., Faucher-Giguere C.-A., Kereš D., 2020, *MNRAS*, 498, 2001
Madau P., Dickinson M., 2014, *Ann. Rev. Astron. Astrophys.*, 52, 415
Madau P., Haardt F., 2015, *Astrophys. J. Lett.*, 813, L8
Madau P., Haardt F., Rees M. J., 1999, *Astrophys. J.*, 514, 648
Mascia S., et al., 2023, *A&A*, 672, A155

Mason C. A., et al., 2019, *Mon. Not. Roy. Astron. Soc.*, 485, 3947
Mason C. A., Trenti M., Treu T., 2023, *Mon. Not. Roy. Astron. Soc.*, 521, 497
Matsuoka Y., et al., 2018, *ApJ*, 869, 150
Matthee J., et al., 2022, *Mon. Not. Roy. Astron. Soc.*, 512, 5960
Matthee J., et al., 2024, *Astrophys. J.*, 963, 129
McGreer I., Mesinger A., D’Oro V., 2015, *Mon. Not. Roy. Astron. Soc.*, 447, 499
Mirocha J., Furlanetto S. R., 2023, *Mon. Notices Royal Astron. Soc.*, 519, 843
Muñoz J. B., 2023, *J 10.1093/mnras/stad1512*
Muñoz J. B., Qin Y., Mesinger A., Murray S. G., Greig B., Mason C., 2022, *Mon. Not. Roy. Astron. Soc.*, 511, 3657
Muñoz J. B., Mirocha J., Furlanetto S., Sabti N., 2023, *Mon. Not. Roy. Astron. Soc.*, 526, L47
Naidu R. P., Tacchella S., Mason C. A., Bose S., Oesch P. A., Conroy C., 2019, *J 10.3847/1538-4357/ab7cc9*
Naidu R. P., et al., 2022, *Mon. Not. Roy. Astron. Soc.*, 510, 4582
Nakane M., et al., 2023, *arXiv e-prints*, p. arXiv:2312.06804
Oke J. B., Gunn J. E., 1983, *ApJ*, 266, 713
Ouchi M., Ono Y., Shibuya T., 2020, *Ann. Rev. Astron. Astrophys.*, 58, 617
Pahl A. J., Shapley A., Steidel C. C., Chen Y., Reddy N. A., 2021, *MNRAS*, 505, 2447
Pawlik A. H., Schaye J., Vecchia C. D., 2015, *Mon. Not. Roy. Astron. Soc.*, 451, 1586
Prieto-Lyon G., et al., 2023, *A&A*, 672, A186
Qin Y., Mesinger A., Bosman S. E. I., Viel M., 2021, *Mon. Not. Roy. Astron. Soc.*, 506, 2390
Raghunathan S., et al., 2024
Robertson B. E., et al., 2013, *Astrophys. J.*, 768, 71
Robertson B. E., Ellis R. S., Furlanetto S. R., Dunlop J. S., 2015, *Astrophys. J. Lett.*, 802, L19
Rosdahl J., et al., 2022, *MNRAS*, 515, 2386
Sabti N., Muñoz J. B., Blas D., 2022, *Astrophys. J. Lett.*, 928, L20
Saldana-Lopez A., et al., 2023, *Mon. Not. Roy. Astron. Soc.*, 522, 6295
Shapiro P. R., Iliiev I. T., Raga A. C., 2004, *Mon. Not. Roy. Astron. Soc.*, 348, 753
Sharma M., Theuns T., Frenk C., Bower R., Crain R., Schaller M., Schaye J., 2016, *MNRAS*, 458, L94
Shull J. M., Harness A., Trenti M., Smith B. D., 2012, *ApJ*, 747, 100
Simmonds C., et al., 2024, *MNRAS*, 527, 6139
Smit R., Bouwens R. J., Franx M., Illingworth G. D., Labbe I., Oesch P. A., van Dokkum P. G., 2012, *Astrophys. J.*, 756, 14
Sobacchi E., Mesinger A., 2015, *Mon. Not. Roy. Astron. Soc.*, 453, 1843
Steidel C. C., Bogosavljevic M., Shapley A. E., Reddy N. A., Rudie G. C., Pettini M., Trainor R. F., Strom A. L., 2018, *Astrophys. J.*, 869, 123
Tang M., et al., 2023, *MNRAS*, 526, 1657
Topping M. W., Stark D. P., Endsley R., Plat A., Whittler L., Chen Z., Charlott S., 2022, *ApJ*, 941, 153
Trebtsch M., et al., 2022
Wang F., et al., 2020, *Astrophys. J.*, 896, 23
Whittler L. R., Mason C. A., Ren K., Dijkstra M., Mesinger A., Pentericci L., Trenti M., Treu T., 2019, *J 10.1093/mnras/staa1178*
Wise J. H., Demchenko V. G., Halicek M. T., Norman M. L., Turk M. J., Abel T., Smith B. D., 2014, *MNRAS*, 442, 2560
Yeh J. Y. C., et al., 2023, *MNRAS*, 520, 2757
Yoo T., Kimm T., Rosdahl J., 2020, *MNRAS*, 499, 5175
Zhao J., Furlanetto S. R., 2024, *arXiv e-prints*, p. arXiv:2401.07893
Zhu Y., et al., 2023, *ApJ*, 955, 115
van der Walt S., Colbert S. C., Varoquaux G., 2011, *Computing in Science and Engineering*, 13, 22

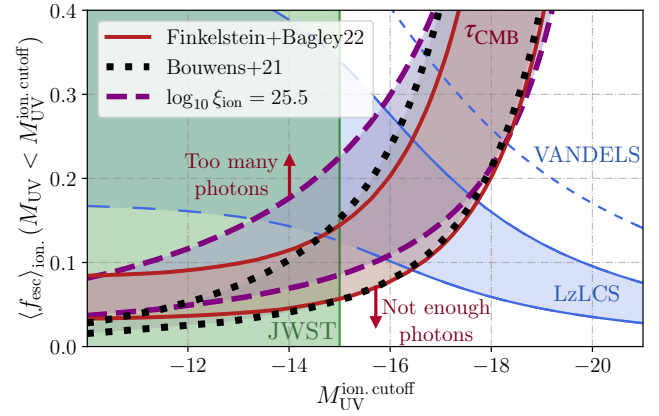


Figure A1. Constraints on reionization, as in Fig. 2, but with different assumptions about the UVLF and $\log_{10} \xi_{\text{ion}}$. The red contour shows the τ_{CMB} constraint using Finkelstein & Bagley (2022), whereas black (dotted) uses that of Bouwens et al. (2021). Both these pre-JWST determinations of the UVLF still show a tension in reionization, though slightly less severe. The purple (dashed) region shows the τ_{CMB} contour taking a lower value of ξ_{ion} , which consequently predicts fewer ionizing photons. In this last case there is a region of parameter space where the constraints overlap, showing that a downward revision of ξ_{ion} plus a cutoff brighter than $M_{\text{UV}} \approx -14$ could resolve the tension. We also show the median f_{esc} from the VANDELS sample of $z \sim 3$ galaxies (Saldana-Lopez et al. 2023), extrapolated to bluer galaxies as a dashed line.

APPENDIX A: ALTERNATIVE ASSUMPTIONS

Through the text we have taken the pre-JWST UVLF from Bouwens et al. (2021) for $z \leq 9$, and the JWST-era UVLFs from Donnan et al. (2024) for higher z . These data reach $M_{\text{UV}} \approx -17$ at $z \sim 7$, so in order to find the abundance of galaxies at fainter magnitudes some extrapolation is required. Additionally, we have used the $\beta_{\text{UV}} - M_{\text{UV}}$ relation from Zhao & Furlanetto (2024), which includes JWST data, and the ξ_{ion} fit from Simmonds et al. (2024). The purpose of this Appendix is to cross check these assumptions. For that we will first repeat our analysis removing the new JWST calibrations of the $z \geq 9$ UVLF and β_{UV} and revert to pre-JWST estimates. Then we will use the Finkelstein & Bagley (2022) UVLF, which uses a compilation of data and has a different functional form that includes flattening towards the faint end. Finally, we will find whether there is still tension for a value of ξ_{ion} comparable to that of Endsley et al. (2023), rather than Simmonds et al. (2024).

A1 How much do the new JWST UVLFs impact the tension?

Not significantly. We re-run our analysis returning to the pre-JWST UVLF from Bouwens et al. (2021), and using the $\beta_{\text{UV}} - M_{\text{UV}}$ relation from Bouwens et al. (2014, fixing its $z = 8$ value for earlier times). Fig. A1 shows how the region that gives rise to the correct τ_{CMB} is still in tension with galaxy observables, as it only overlaps the low- z constraints on f_{esc} for cutoffs brighter than $M_{\text{UV}} \approx -15$, which are disfavored (barring a tiny edge region around $M_{\text{UV}}^{\text{ion, cutoff}} = -15$ and $\langle f_{\text{esc}} \rangle_{\text{ion}} = 15\%$). The tension is then largely driven by the high ξ_{ion} values inferred by JWST observations, rather than the enhancement of the UVLF at high z . Nevertheless, the extra $z \geq 9$ galaxies can kickstart reionization earlier. Adding the recently discovered population of supermassive black holes in JWST would potentially increase the ionizing-photon production (unlike the pre-JWST expectations, e.g., Matsuoka et al. 2018), exacerbating the crisis if the accretion disks are unobscured.

A2 Re-analysis with Finkelstein & Bagley (2022)

Fig. A1 shows how the tension in the ionization-photon budget remains when changing the UVLF to the pre-JWST fit from Finkelstein & Bagley (2022, and β_{UV} from Bouwens et al. 2014). The three observations (τ_{CMB} , the f_{esc} measurement from low z , and the no-cutoff down to the HST+JWST limit) still do not overlap. This is not surprising, since the different UVLFs broadly agree at the bright end, only diverging towards faint magnitudes and high z (for instance, at $z = 7$ the uncertainty in the faint-end slope α_* of both Finkelstein & Bagley 2022 and Bouwens et al. 2021 translates into 30% more or fewer $M_{\text{UV}} = -15$ galaxies). This is visible towards the faint side ($M_{\text{UV}}^{\text{ion. cutoff}} \sim -13$) of Fig. A1, where the CMB-preferred region flattens at $f_{\text{esc}} \approx 6\%$, whereas in the Bouwens et al. (2021) case it does so at $f_{\text{esc}} \approx 3\%$. Part of the reason is the turnover built into the UVLF fit of Finkelstein & Bagley (2022, not included in the Bouwens et al. 2021 fit), regardless of our additional $M_{\text{UV}}^{\text{ion. cutoff}}$. This test serves to benchmark the differences in the faint end of the UVLF.

A3 A lower ξ_{ion} value?

Through the main text we have used the fit for ξ_{ion} as a function of M_{UV} and z from Simmonds et al. (2024). Other reionization-era results from Atek et al. (2024) and Endsley et al. (2023) also find enhanced ionizing-photon production, though in the latter case it decreases towards the faint end, rather than increase. We can conservatively bracket the uncertainty in ξ_{ion} by performing a run with $\log_{10} \xi_{\text{ion}} / (\text{Hz erg}^{-1}) = 25.5$, comparable to the lowest mean values measured in Endsley et al. (2023, see third panel of Fig. B1). We show the result of this analysis in Fig. A1, where the three observational constraints overlap over a small range of parameter space. This represents a possible compromise solution, requiring both a cutoff brighter than $M_{\text{UV}} \sim -14$ (potentially detectable) plus a downward revision on ξ_{ion} (possibly indicating an observational bias or mismodeling).

APPENDIX B: THE ORIGIN OF A FAINT CUTOFF

Through the main text we have used the variable $M_{\text{UV}}^{\text{ion. cutoff}}$ to express a generic cutoff below where galaxies do not contribute to reionization. This cutoff can have an origin in three different mechanisms, which we illustrate in Fig. B1.

First, the UVLF may have a ‘‘turn over’’, so the abundance of star-forming galaxies drops below some magnitude. Current UVLF observations suggest that this cutoff has to be fainter than $M_{\text{UV}} \approx -15$ during reionization (Atek et al. 2018). This is shown in the second panel of Fig. B1.

Second, the ionizing efficiency may vanish for faint galaxies. Some JWST observations suggest the opposite, in fact, with ξ_{ion} seemingly growing towards the faint end at least until $M_{\text{UV}} \approx -15$ (Atek et al. 2024, or $M_{\text{UV}} = -16.5$ for the broader but photometric sample of Simmonds et al. 2024). This trend is also reported in Prieto-Lyon et al. (2023) at $\langle z \rangle \approx 4$, which we show in Fig. B1 (extrapolating their results to $z = 7$ by using the scaling in Eq. 4). The results in Endsley et al. (2023) instead point to ξ_{ion} growing towards the bright end, as shown in Fig. B1, though with a large variance in the distribution at each bin. This variance also makes the average ξ_{ion} slightly larger than expected from the median of $\log_{10} \xi_{\text{ion}}$, as in footnote 2, which we account for when plotting the Endsley et al. (2023) data (as it is the only one with measured variance). All the JWST measurements

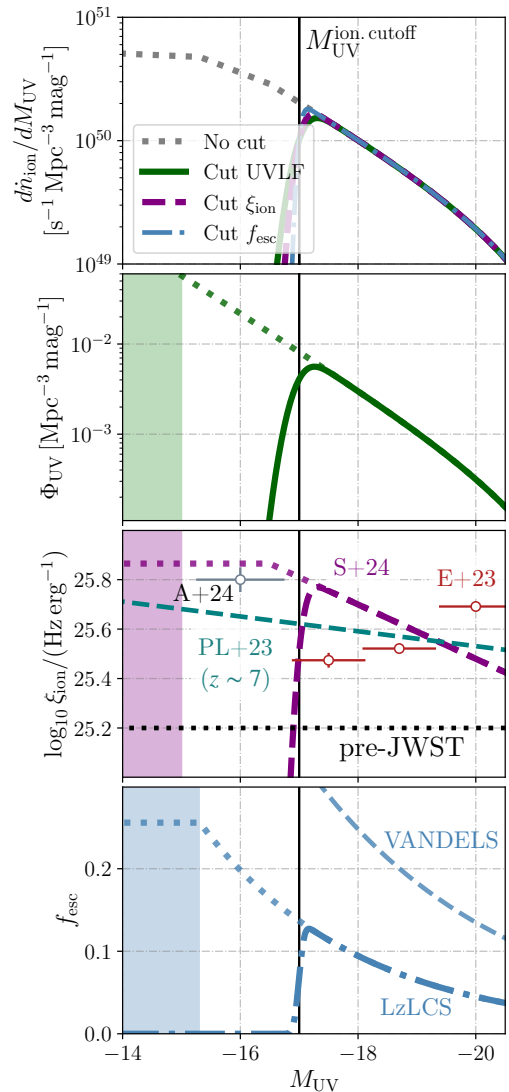


Figure B1. The ionization-photon production (first panel, at $z \sim 7$) can be cut off at the faint end from three different sources: the UVLF (Φ_{UV} , second panel), the ionizing efficiency (ξ_{ion} , third panel), or the escape fraction (f_{esc} , last panel). We shade the regions that are **not** observed on each respective panel. Dotted curves show the result with no cutoffs, and thick with each cutoff. The vertical black line is at $M_{\text{UV}}^{\text{ion. cutoff}} = -17$, as required to fit reionization in Fig. 3, which is in tension with observations. In the third panel we show not only the ξ_{ion} fit from Simmonds et al. (2024, S+24, used through the main text) but also measurements from Endsley et al. (2023, E+23), Atek et al. (2024, A+24), and Prieto-Lyon et al. (2023, PL+23, evaluated at $z \sim 7$). All the JWST-inferred ξ_{ion} values are well above the pre-JWST canonical value (black dotted).

in the third panel of Fig. B1 are significantly above the pre-JWST canonical value.

Last, the escape fraction f_{esc} may stop growing towards the faint end. This is, however, the opposite behavior seen at low z in both LzLCS ($z \sim 0$) and VANDELS ($z \sim 3$). For reference, the median f_{esc} in the VANDELS sample reported by Saldana-Lopez et al. (2023) can be fit using Eq. (5) with $A_f = 1.12 \times 10^{-4}$ and $b_f = -1$ (from their Fig. 15), which we show in both Figs. A1 and B1. The bluest galaxies sampled in the LzLCS ($\beta_{\text{UV}} = -2.7$) correspond to $M_{\text{UV}} \approx -15.7$ at $z \sim 7$ (using the $\beta_{\text{UV}} - M_{\text{UV}}$ relation from Zhao & Furlanetto

2024), indicating we do not expect a cutoff on f_{esc} until at least that magnitude, as shown in the last panel of Fig. B1.

Together, different galaxy observations have probed the $M_{\text{UV}}^{\text{ion. cutoff}} \approx -17$ region, disallowing a cutoff at such magnitudes, unless there is an observational bias or systematic uncertainty.

This paper has been typeset from a \TeX/L\AA\TeX file prepared by the author.