

CoVoMix: Advancing Zero-Shot Speech Generation for Human-like Multi-talker Conversations

Leying Zhang^{1,2*} Yao Qian^{2†} Long Zhou² Shujie Liu² Dongmei Wang² Xiaofei Wang²

Midia Yousefi² Yanmin Qian¹ Jinyu Li² Lei He² Sheng Zhao² Michael Zeng²

¹Shanghai Jiao Tong University, China

²Microsoft, USA

Abstract

Recent advancements in zero-shot text-to-speech (TTS) modeling have led to significant strides in generating high-fidelity and diverse speech. However, dialogue generation, along with achieving human-like naturalness in speech, continues to be a challenge. In this paper, we introduce CoVoMix: **C**onversational **V**oice **M**ixture Generation, a novel model for zero-shot, human-like, multi-speaker, multi-round dialogue speech generation. CoVoMix first converts dialogue text into multiple streams of discrete tokens, with each token stream representing semantic information for individual talkers. These token streams are then fed into a flow-matching based acoustic model to generate mixed mel-spectrograms. Finally, the speech waveforms are produced using a HiFi-GAN model. Furthermore, we devise a comprehensive set of metrics for measuring the effectiveness of dialogue modeling and generation. Our experimental results show that CoVoMix can generate dialogues that are not only human-like in their naturalness and coherence but also involve multiple talkers engaging in multiple rounds of conversation. This is exemplified by instances generated in a single channel where one speaker's utterance is seamlessly mixed with another's interjections or laughter, indicating the latter's role as an attentive listener. Audio samples are available at <https://aka.ms/covomix>.

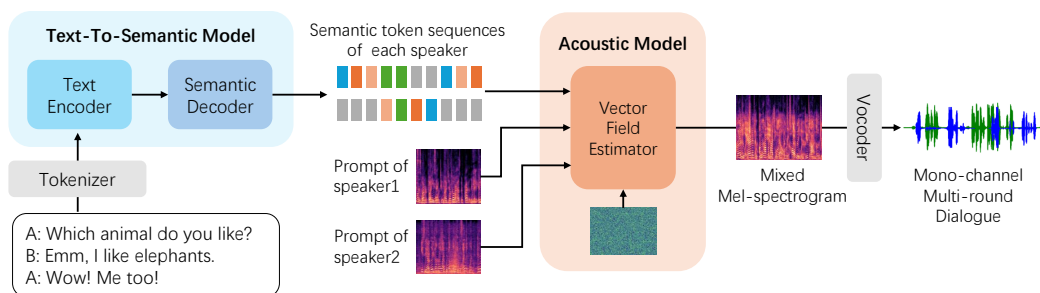


Figure 1: The overview of CoVoMix framework, which consists of a multi-stream text-to-semantic model, a conditional flow-matching based acoustic model for mixed mel-spectrogram generation, and a HiFi-GAN based vocoder for waveform production.

*Work done during an internship at Microsoft Azure AI. zhangleying@sjtu.edu.cn

†Correspondence: yaoqian@microsoft.com

1 Introduction

Zero-shot Text-to-speech (TTS) technology aims to create human-like natural speech with voice characteristics prompted by the context. Recent deep learning advancements have significantly improved synthesized speech quality, especially in formal reading scenarios [1–3]. However, TTS systems still struggle with rendering spontaneous-style speech and managing seamless transitions during conversations—common occurrences in everyday human communication [4, 5]. On the one hand, spontaneous-style speech encompasses phenomena like filled pauses, interjections, repairs, repetitions, and laughter, which lend human-realistic naturalness to spoken language [6]. On the other hand, in natural conversations, speakers intuitively time their speech, determining when to speak and when to yield, resulting in seamless transitions with appropriate overlaps or moments of silence [7, 8]. Overlapping speech, defined as more than one person is speaking, can easily exceed 20%, in informal gathering conversational speech [9]. Considering these conversational features, we summarize three main challenges in generating spontaneous dialogues.

First, the scarcity of high-quality, spontaneous conversational datasets, along with the difficulty in segmenting paralinguistic behaviors, continues to be a significant obstacle in the field. Spontaneous behavior and non-verbal expressions such as laughter, receive insufficient attention in speech synthesis. Existing high-quality datasets for spontaneous and conversational speech are relatively small and involve a limited number of speakers [10]. Identifying and segmenting these paralinguistic features, as highlighted by studies [11, 12], poses difficulties. Models that require pre-alignment necessitate sophisticated manual annotation. Otherwise, the low-quality data can adversely impact performance, particularly in TTS tasks [13].

Second, research on turn-taking mechanisms in multi-speaker dialogues is less explored. In such dialogues, the forthcoming speaker anticipates the end of the current speaker’s turn by analyzing structural and contextual cues, and then begins their speech seamlessly at the anticipated transition point [14]. Speakers tend to adapt the pause length to match other participants [15]. Overlapping speech occurs when one speaker starts talking before another finishes, which can be a sign of enthusiasm or an attempt to take turns [16–18].

Third, the consistency in multi-round dialogues is not guaranteed in conventional methods. Simply concatenating each utterance to form a dialogue may result in inconsistent speaker characteristics, particularly when the same speaker engages in multi-round dialogue. In addition, the context of the preceding utterance plays an important role in the control of pauses and prosody, and thus influences the naturalness of generated dialogues [19].

To effectively generate human-like dialogue, we propose CoVoMix, named Conversational Voice Mixture Generation, for multi-talker dialogue generation, shown in Figure 1. The main contributions of the paper can be summarized as follows:

1. To the best of our knowledge, it is the first attempt at zero-shot, human-like, multi-talker conversational mixed speech generation. We propose 1) a simultaneous multi-stream semantic token prediction, with each stream representing an individual talker, from dialogue text; and 2) a multi-talker flow-matching based acoustic model for generating a mixed mono mel-spectrogram given multiple contexts. It is capable of generating single-channel multi-round dialogue containing multiple speakers concurrently, enabling simultaneous timbre cloning of multiple speakers in zero-shot scenarios.
2. We design a variety of evaluation metrics for dialogue generation, and demonstrate that the CoVoMix model is proficient at generating both human-like dialogues and monologues, exhibiting natural speaker turn-taking, realistic vocal burst-like laughter, consistent speech in terms of speaker similarity throughout multiple rounds of dialogue.
3. We employ the Fisher dataset [20] for this study, which was curated for robust speech recognition. Our approach includes a comprehensive strategy for processing this dataset, including both training and evaluation for monologue and dialogue speech. The data processing script, along with the model training and inference codes are publicly available ³.

³<https://github.com/vivian556123/NeurIPS2024-CoVoMix.git>

2 Related Work

2.1 Zero-shot Text-to-Speech

The goal of Zero-shot TTS is to synthesize speech in a target voice which was unseen during training, given only the target transcript and a short reference of the target voice [1, 21–24]. Zero-shot TTS systems are generally divided into two categories: (i) Diffusion-based Zero-Shot TTS [3, 25–35] and (ii) Neural Codec-based Zero-shot TTS [2, 36–39].

Diffusion-based Zero-shot TTS models handle the problem in a non-auto regressive manner and have shown excellent performance in audio generation tasks [28, 40, 41]. Many previous works, such as [25, 32, 42], use log Mel spectrograms as intermediate features and generate speech waveforms using high-quality vocoders. For instance, DiffVoice [43] employs a VAE-GAN autoencoder [44] to encode the Mel-Spectrogram into a latent space, jointly modeling phoneme duration and Mel-spectrogram. FastSpeech [45] generates mel-spectrograms in parallel for faster inference, managing alignment between phoneme sequence and generated spectrogram with an explicit length regulator and duration predictor model. Flow matching training is a method that is closely related to Diffusion models offering simpler trajectories and requiring fewer function evaluations during inference [46, 47, 34]. Flow Matching (FM) [46] is a simulation-free approach for training continuous normalizing flows (CNFs) at scale based on regressing vector fields of fixed conditional probability paths. The relationship between the vector field and the flow ϕ is defined via an ordinary differential equation (ODE) $d\phi_t(y) = v_t(\phi_t(y))dt$, $\phi_0(y) = y$ [46]. Benefiting from flow matching models, text-to-speech models, such as VoiceFlow [48], MatchaTTS [41] and Voicebox [49], can generate high-quality speech efficiently.

On the other side, Neural Codec-based methods formulate the TTS problem as a token-based language modeling task [2, 50]. VALL-E [2], a zero-shot text-to-speech model, is a text conditioned language model trained on EnCodec tokens [50]. SPEAR-TTS [51] is similar to AudioLM [52] which carries out the speech generation process in two steps: first, it maps the text into discrete semantic tokens, then, in the second step, it converts the semantic tokens into acoustic tokens. In the recently proposed BASE-TTS [53], the authors propose to model the joint distribution of text tokens and discrete speech representations referred to as speechcodecs followed by a convolution-based decoder which converts these speechcodes into waveforms in an incremental, streamable manner. NaturalSpeech3 [54] combines codecs and diffusion modeling, achieving significant improvements in speech quality, prosody, intelligibility, and scalability with a 1B-parameter model trained on 200K hours of data. It decomposes speech waveforms into content, prosody, timbre, and acoustic details, reconstructing speech from these disentangled representations using a factorized diffusion model.

2.2 Dialogue Generation

dGSLM [8] represents the pioneering textless model for generating naturalistic spoken dialogues. It utilizes a dual-tower transformer with cross-attention as its architectural backbone and leverages HuBERT [55] semantic token sequence as its input for the speech continuation task. This model generates two-channel spoken dialogue auto-regressively, without reliance on text or labels. However, its textless nature constrains its ability to direct the content of the speech it produces, occasionally leading to less intelligible outputs.

CHATS [56], while based on the same architectural principles as dGSLM, is designed to convert written dialogues into spoken conversations. It is capable of generating speech for both speaker and listener sides, conditioning on speaker ID, phoneme sequence, and context from the speaker’s side, without requiring transcriptions for spontaneous behaviors or laughter. However, it does not support the capabilities of zero-shot voice cloning, relying solely on speaker ID for retaining speaker characteristics.

SoundStorm [36], on the other side, is an iterative generative method that converts semantic tokens into acoustic audio tokens. It can perform zero-shot monologue and dialogue synthesis. Yet, the synthesized dialogue is generated in a sequential manner and thus sounds less realistic, lacking any spontaneous behaviors or instances of overlapping speech.

3 CoVoMix

Zero-shot speech generation is a task where a model synthesizes speech in a target voice that was not present in its training data. This task requires only a transcript of what is to be spoken and a speech prompt—a brief sample recording of the target voice. It is generally achieved by in-context learning with a dataset of transcribed speech $\{x, y\}$ where y and x denote speech utterances and their transcriptions, respectively. Zero-shot multi-talker conversational speech synthesis is designed to generate the voices of multiple speakers simultaneously, based on their transcriptions and prompts. Our approach differs from the traditional method in which each voice is synthesized individually, and then concatenated to form a dialogue. Our goal in this work is to capture the dynamic nature of real conversations, where participants may speak over each other or respond spontaneously with interjections such as laughter.

Our proposed CoVoMix, shown in Figure 1, consists of a multi-stream text-to-semantic model, an acoustic model and a vocoder. The text-to-semantic model first generates multi-stream semantic token sequences for each speaker, given the dialogue transcription. Then the acoustic model transforms these semantic sequences into a mixed mel-spectrogram. A vanilla HiFi-GAN vocoder [57] finally synthesizes mono-channel multi-round dialogue from the mel-spectrogram. We utilize a conversational dataset $D = \{x, y\}$ for training, where $y = [y^1, y^2]$ represents a stereo dialogue featuring two speakers, and x corresponds to the text transcription annotated with speaker tags.

3.1 Multi-stream Text-to-Semantic Model

The multi-stream text-to-semantic model is a sequence-to-sequence model based on encoder-decoder architecture. It takes in a text token sequence generated by a BERT text tokenizer [58], augmented with special tokens denoting speaker transitions and interjections. The output comprises a multi-stream semantic token sequence. For this study, we focus on a dual-stream setup for a dialogue between two speakers. We employ a pre-trained HuBERT model⁴ [8] as a speech tokenizer to extract the clustered discrete HuBERT hidden units as semantic token sequences and process two channels of waveform, separately. If the dialogues are captured in a single-channel recording, it is necessary to perform speaker separation to produce a dual-channel waveform in our approach. The process of semantic token extraction operates at the frame level, with a time shift of 20 milliseconds, resulting in the presence of duplicated tokens within the sequence. We train this model on a paired speech-text dataset with cross-entropy loss, as

$$\mathcal{L}_{t2s} = \sum_{c=1}^C \sum_i \log p(s_i^{(c)} | s_{1:i-1}^{(c)}; \theta, x) \quad (1)$$

where s_i is the i th semantic token and c denotes the c th speaker. In order to predict two-stream semantic token sequences, we adopt a strategy wherein we divide the semantic embedding into two distinct segments (splitting it into two halves along the feature dimension) in the final linear layer of the decoder. Each segment corresponds to a different speaker participating in the conversation. This approach enables the model to capture contextual information not only from each individual speaker but also from their interaction. The dynamic exchange between speakers significantly shapes the semantic content, especially in scenarios involving multi-round conversations.

3.2 Acoustic Model

The acoustic model is a flow-matching based transformer encoder, which generates a mixed mel-spectrogram, given multi-stream semantic token sequences and multi-speaker prompts.

At each timestamp $t \in [0, 1]$, a lookup table first embeds the semantic token sequence $s = [s^1, s^2]$ into $s_{emb} = [s_{emb}^1, s_{emb}^2]$ for two speakers. We extract the corresponding mixed mel-spectrogram m and individual mel-spectrogram $[m^1, m^2]$ for each speaker of dialogue y . We randomly choose a mask. The masked part $\tilde{m} = m \odot mask$ is to be predicted, while the seen part $m_{ctx} = [m^1 \odot (1 - mask), m^2 \odot (1 - mask)]$ is considered as prompt.

⁴https://github.com/facebookresearch/fairseq/tree/main/examples/textless_nlp/dgslm/hubert_fisher (MIT License)

At each flow step t , we sample $w = (1 - (1 - \sigma_{min})t)\tilde{m}_0 + tm$, where σ_{min} is a hyper-parameter to control deviation and \tilde{m}_0 is sampled from $\mathcal{N}(m|0, \mathbf{I})$. Then, the sample w at flow step t , the acoustic prompt m_{ctx} , and semantic embedding sequences s_{emb} are concatenated frame-by-frame to obtain an input matrix W_{input} . Conditional Flow Matching (CFM) [46] is a per-example training objective, which provides equivalent gradients and does not require explicit knowledge of the intractable target vector field. Therefore, we train the acoustic model to learn the mixed mel-spectrogram with objective as in Eq.2, where $v_t(w, m_{ctx}, s_{emb}; \theta)$ is the transformer output with flow w at step t .

$$\mathcal{L}_{CFM} = \mathbb{E}_{t,q(m,s),p_0(m_0)} \|mask \odot ((m - (1 - \sigma_{min})\tilde{m}_0) - v_t(w, m_{ctx}, s_{emb}; \theta))\|^2 \quad (2)$$

During inference, to sample mixed mel-spectrogram m from learned distribution $p_1(m|s, m_{ctx})$, we sample a gaussian noise m_0 from $p_0 = \mathcal{N}(m|0, \mathbf{I})$ use an ODE solver to evaluate the flow $\phi_1(m_0)$ given $d\phi_t(m_0)/dt = v_t(w, m_{ctx}, s_{emb}; \theta)$ and $\phi_0(m_0) = m_0$.

We also use classifier-free guidance, a method to trade off mode coverage and sample fidelity [49, 59], in the training for flow-matching model. During training, the acoustic prompt m_{ctx} and semantic sequences s_{emb} are dropped with p_{uncond} . During inference, we use the modified vector field $\tilde{v}_t(w, m_{ctx}, s_{emb}; \theta)$ shown in Equation 3 to replace $v_t(w, m_{ctx}, s_{emb}; \theta)$, where α is a hyperparameter controlling the strength of guidance.

$$\tilde{v}_t(w, m_{ctx}, s_{emb}; \theta) = (1 + \alpha)v_t(w, m_{ctx}, s_{emb}; \theta) - \alpha\tilde{v}_t(w; \theta) \quad (3)$$

4 Experimental Setup

4.1 Data Preparation

The dataset used in this work is Fisher dataset [20], which is a telephone conversation dataset with 2,000h English conversations about various topics. Each dialogue was recorded in two channels with an 8kHz sample rate and an average duration of 10 minutes. We randomly divide the Fisher dataset into train/valid/test sets with 97/1/2 split. Each set has different speakers.

The data preparation is different for monologue and dialogue. For monologue, following Nemo [60] script,⁵ we slice long dialogues into smaller mono-channel samples and concatenate them to meet the minimum duration requirement, which is set to 10 seconds by default. We prepare the corresponding transcripts, extract the mel-spectrogram and semantic token sequence for each sample. Spontaneous behavior such as laughter is labeled by [laughter] token in the transcription. For dialogue, we slice long dialogues into shorter, stereo-channel dialogues containing at least two utterances from distinct speakers. We ensure that the first and last sentences of each processed dialogue do not overlap with other dialogues, thus avoiding any extraneous content in the transcriptions. Motivated by serialized output training in speech recognition task [61, 62], we organize the multi-round dialogue transcript chronologically by the start time of each utterance. Two neighboring same-speaker utterances are concatenated directly, while different speakers' utterances are separated by [spkchange] token, without explicit processing for overlap labelling. A dialogue transcription preparation example is shown in Figure 2. The HuBERT speech tokenizer is employed to extract the semantic tokens for each channel. Additionally, we mix audio with two channels and extract the mel-spectrogram from the mixed waveform. The detailed algorithm for dialogue data preparation is described in Appendix E.

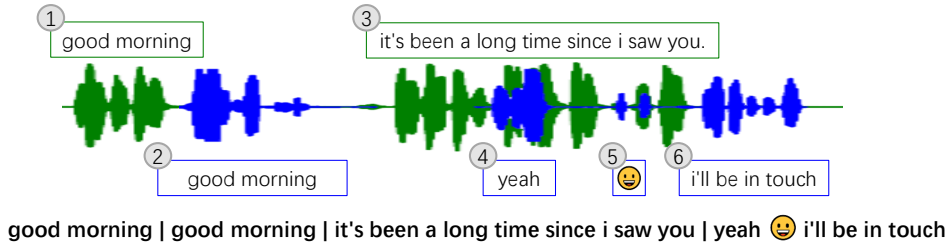


Figure 2: Dialogue transcription preparation. To better demonstrate our method, we use | and emoji to represent [spkchange] and [laughter] tokens.

⁵https://gitlab.nrp-nautilus.io/ar-noc/nemo/-/blob/master/scripts/process_fisher_data.py (Apache License 2.0)

4.2 Model Configurations

We develop two text-to-semantic models, named CoSingle and CoMix, and two acoustic models, named VoSingle and VoMix. CoSingle and VoSingle are trained exclusively on monologue data, VoMix is trained on dialogue data, and CoMix is trained on a combination of monologue and dialogue data. In addition, the vanilla HiFi-GAN vocoder is trained on monologue data.

The text-to-semantic model is a transformer-based model with rotary embedding [63]. The encoder has 4 layers and the decoder has 4 layers. We set the dimension of text encoder and CoSingle decoder to 512, and set CoMix decoder to 1024. In order to process multi-stream for multiple talkers, CoMix applies multiple heads for generating semantic token sequences. The acoustic model is based on transformer encoder with rotary embeddings [63] and adaptive RMSNorm [64] for time conditioning, which has 8 layers and hidden dimension of 1024. VoMix and VoSingle have the same architecture except for the first input linear layer. More details of model architecture is demonstrated in Appendix A.

To demonstrate the performance of our methods, the baseline that we compare with is a flow-matching speech synthesis model with phoneme representation, similar to VoiceBox [49]⁶. The baseline contains two models: the acoustic model and the duration model. The acoustic model of the baseline is the same as VoSingle model, but generates mel-spectrogram from the phoneme sequence. The duration model of baseline is to predict the duration of each phoneme, which is also trained with flow matching objective and has the same architecture with 2 layers and hidden size of 1024.

We train all models from scratch and perform inference on the best performed model on validation set. We use 8 NVIDIA TESLA V100 32GB GPUs for training. The text-to-semantic model is trained for 10 epochs with batch size 48. The acoustic model and duration model are trained for 100 epochs with batch size 64. We adopt Adam optimizer with $1e-4$ learning rate. The probability of dropping condition during training is $p_{uncond} = 0.3$, and the strength of guidance is $\alpha = 0.7$ during inference.

4.3 System Configuration and Evaluation Setting

We built two systems: CoVoSingle and CoVoMix, and evaluated them on both monologue and dialogue testing sets. CoVoSingle contains CoSingle and VoSingle models. CoVoMix system contains CoMix and VoMix. For monologue generation, CoVoSingle and CoVoMix systems directly feed the output of text-to-semantic model into the acoustic model. The acoustic prompt is extracted from another utterance of the target speaker. For dialogue generation, CoVoSingle generate each utterance of the dialogue and concatenate these waveforms according to the order of transcript. CoVoMix receives dialogue transcription as input and synthesizes mono-channel dialogue directly. The acoustic prompts are extracted from another dialogue of target speakers.

4.4 Evaluation Metrics

Objective Metrics: We use cosine speaker similarity (SIM), word error rate (WER), Mel cepstral distortion (MCD),⁷ and NISQA⁸ to evaluate generation results [65]. SIM measures the cosine similarity between speaker embeddings of generated utterance and the acoustic prompt, extracted from WavLM-TDNN [66]. We use a market-leading Speech Recognition API for WER calculation, which measures the correctness and intelligibility. We use an improved MCD metric that adopts the Dynamic Time Warping (DTW) algorithm to find the minimum MCD between two speeches [67]. NISQA [65] measures the speech quality and naturalness of the synthesized speech.

Subjective Metrics: We perform a human evaluation on the generated monologue and dialogue examples. For monologue, we measure naturalness using comparative mean option score (CMOS). For dialogue, we use CMOS to measure naturalness and how seamlessly the conversation flows. We use the similarity mean option score (SMOS) between the synthesized and prompt speech to measure the speaker similarity for both monologue and dialogue. 14 professional linguistic experts provide judges for all subjective evaluations. They provide a rating to the second audio, which is randomly selected from a pair of audios, in the (-3 to +3) range. The instructions of subjective evaluations are provided in Appendix F.

⁶<https://github.com/lucidrains/voicebox-pytorch> (MIT License)

⁷<https://github.com/chengqi008/pymcd> (MIT License)

⁸<https://github.com/gabrielmittag/NISQA> (MIT License)

Dialogue Metrics: We assess the naturalness of the generated dialogue speech through three metrics: 1) *Turn-taking Statistics*: By employing a pre-trained speaker diarization model [68, 69],⁹ we measure the duration of inter- and intra-speaker silences, overlapped speech, and active speech. 2) *Para-linguistic Behaviors*: Our evaluation focuses on laughter in this study. Employing a laughter detection tool [70],¹⁰ we identify instances of laughter and calculate both the total count and average duration of these events. and 3) *Speech Consistency*: To evaluate consistency, we generate ten dialogues, each containing more than five utterances from the target speaker. We then select five three-second segments at random from the target speaker and compare the cosine similarity of speaker embeddings among these segments.

5 Result and Analysis

5.1 Objective and Subjective Metrics

Table 1 shows objective and subjective evaluation results for monologue and dialogue generation across various systems.

We observe that the systems leveraging our proposed methods, i.e., CoVoSingle and CoVoMix, achieve higher speaker similarity, lower WER and MCD than baseline on monologue evaluation set. The phoneme-based baseline model requires accurate phoneme-level alignment, however, it is challenging to perform accurate forced-alignment using conventional alignment tool [71],¹¹ especially for speech with spontaneous behavior and noisy background. These inaccuracies in alignment can lead to significant performance degradation. By substituting phoneme representation with semantic token sequences, our approach eliminates the dependency on phoneme-level alignment, thereby enhancing model performance.

The dialogue results show that, unlike monologue, the ground truth and CoVoMix exhibit high WER due to overlapping speech segments. The transcriptions are chronologically sorted, leading to mismatches between transcription and speech in overlapped parts. Furthermore, automatic recognizing overlapped speech while maintaining a low WER remains a challenging task to date. CoVoSingle, which generates utterances separately and combines them, avoids this issue, resulting in lower WER.

In terms of speech quality, we observe that the proposed systems can surpass the ground truth on both monologue and dialogue sets. The flow-matching based acoustic model is able to eliminate background noise, and therefore produces cleaner audio than real data. CoVoMix can generate overlapped speech, which may result in a slightly lower NISQA, comparing with CoVoSingle.

Table 1: Objective and subjective evaluation results for monologue and dialogue generation across various systems. The symbol "†" is used to indicate that the system performance is significantly different ($p < 0.01$) from CoVoSingle system in terms of CMOS and SMOS scores.

Eval Set	System	SIM ↑	WER ↓	MCD ↓	NISQA ↑	CMOS ↑	SMOS ↑
Monologue	GroundTruth	0.59	6.10	/	3.03	/	/
	Baseline	0.42	15.85	9.45	2.93	-1.60†	-1.18†
	CoVoSingle	0.49	9.99	6.15	3.04	0.00	0.00
	CoVoMix	0.49	8.95	6.04	3.01	0.83†	0.11
Dialogue	GroundTruth	/	14.91	/	2.73	/	/
	CoVoSingle	/	11.77	6.91	2.90	0.00	0.00
	CoVoMix	/	19.84	6.82	2.87	0.81†	0.60†

The subjective evaluations consistently support the findings of the objective metrics. As shown in Table 1, CoVoSingle significantly outperforms baseline in terms of both CMOS and SMOS scores for monologue testing set. Furthermore, across both monologue and dialogue testing sets, CoVoMix demonstrates significantly better performance over CoVoSingle.

⁹<https://github.com/pyannote/pyannote-audio> (MIT License)

¹⁰<https://github.com/jrgillick/laughter-detection> (MIT License)

¹¹<https://github.com/MontrealCorpusTools/Montreal-Forced-Aligner> (MIT License)

We have not found a good way to measure the objective similarity metric for the dialogue testing set due to the necessity of speaker diarization, since the potential errors in speaker diarization could impact the fairness of the comparison. Therefore, for the dialogue SMOS evaluation, testing dialogues were manually segmented into multiple single-speaker utterances to avoid speaker diarization errors.

5.2 Dialogue Metrics

5.2.1 Turn-taking Statistics

We define four turn-taking activities in a dialogue: 1) intra speaker pause (silence between active speech of the same speaker), 2) inter speaker silence (silence between active speech of different speaker), 3) overlapped segments, and 4) active speech of each speaker [15, 8].

Figure 3 shows the distribution of various turn-taking activities. The degree of similarity to the ground truth reflects the model’s ability to simulate turn-taking in a dialogue. While CoVoSingle can synthesize high-quality monologue, it exhibits subpar performance in dialogue turn taking events, particularly in managing intra-speaker pause, inter-speaker silence, and overlap control. Simply concatenating monologue at utterance level results in low variance in inter- and intra- speaker silence distribution, leading in a dialogue which sounds robotic and lacks the natural flow of conversation [8]. In contrast, CoVoMix demonstrates a high similarity to the ground truth in these turn-taking events, yielding more human-realistic dialogues.

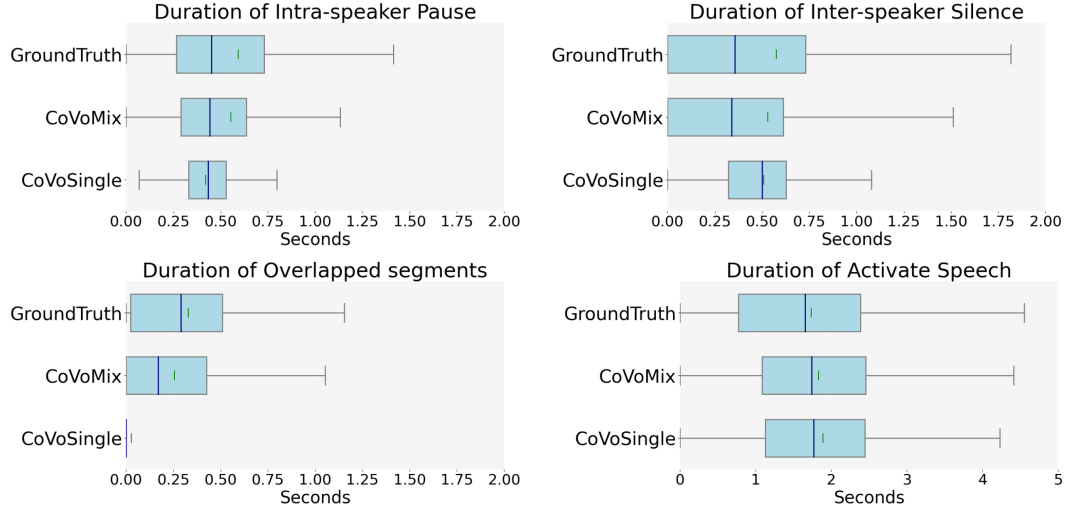


Figure 3: Distribution of durations of turn-taking events across models. The blue line and the green line represent the median and mean of each event. The more similar to groundtruth, the better.

5.2.2 Para-linguistic Behaviors

We computed the frequency and duration of spontaneous laughter behaviors across the conversation test set and compared these metrics across models to check their closeness to the ground truth. As illustrated in Figure 4, it shows that all proposed models can generate laughter with a frequency close to the ground truth, demonstrating precise control over these human-like behaviors. Moreover, CoVoMix can produce dialogues with an average laughter duration that is closer to the ground truth, whereas CoVoSingle tends to synthesize shorter instances of laughter.

5.2.3 Speech Consistency

We calculate the speaker similarity between any two pairs of different utterances in a long conversation. Figure 5 presents a heatmap of the cosine similarity between different segments, contrasting utterance-level concatenation methods like CoVoSingle with non-concatenation approaches like CoVoMix. A lighter shade indicates lower speaker similarity. The figure’s color inconsistencies reveal that utterance-level concatenation can indeed lead to dissimilar speaker characteristics, particularly for

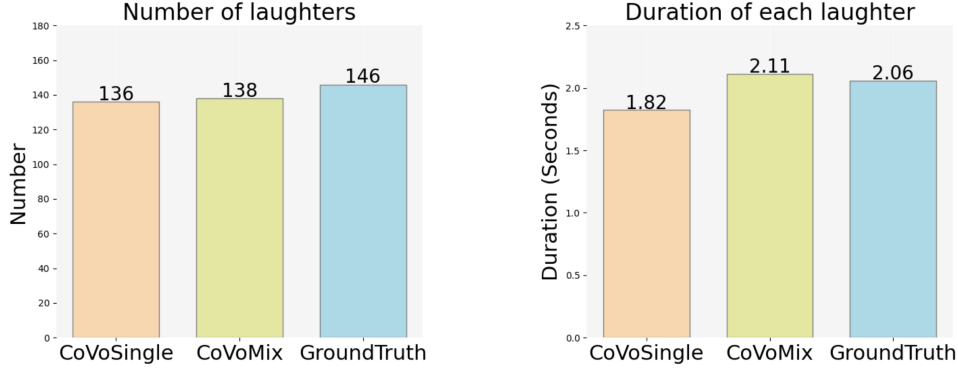


Figure 4: Comparison of number and duration of laughter among models

non-adjacent utterances. Generating the entire dialogue without concatenation results in significantly improved consistency of speaker similarity across various utterances.

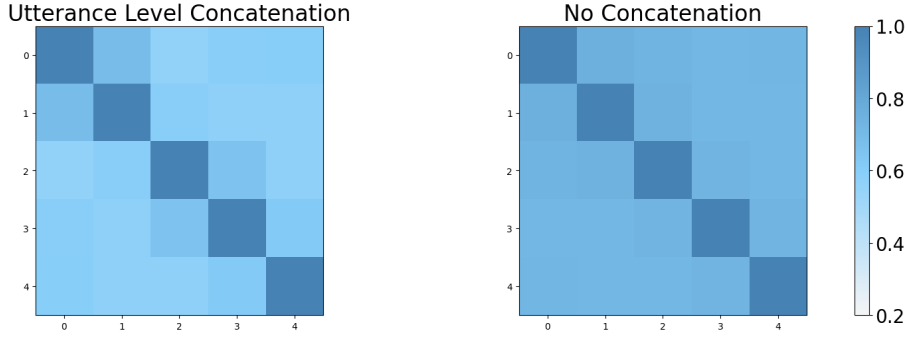


Figure 5: Speech consistency of CoVoSingle and CoVoMix for dialogue generation

6 Ablation Studies and Extension

To enhance the effectiveness of text-to-semantic modeling, we conducted ablation studies focusing on data augmentation and model size. In addition to real dialogue data, we incorporated simulated dialogues and monologue sentences into training data. Results show the benefits of such augmentation, as evidenced by improved model prediction accuracy, i.e., reduced WER, in both monologue and dialogue generation tasks. Furthermore, we explored the impact of output channel configurations for the acoustic model by comparing single-channel mixed speech output with dual-channel outputs, where each channel contained speech from an individual speaker. Experimental results show that dual-channel outputs underperformed in WER, and outperformed in NISQA compared with single-channel outputs. Please refer to Appendix B for the detailed results of all ablation studies.

Our acoustic model can generate specific speakers’ voices, given semantic token sequences and target speakers’ prompts. So it is straightforward to be extended to a voice conversion task, which modifies the speech of a source speaker and makes their speech sound like that of another target speaker without changing the content information. Instead of predicting semantic tokens from given text, we extract the semantic tokens from the speech of the source speaker. VoSingle performs voice conversion of dialogue by processing each channel individually and then mix them up, while VoMix model achieves voice conversion simultaneously. We notice that in addition to achieving high speaker similarity, these systems can also achieve high spectral similarity, indicating the strong zero-shot voice conversion capability. Moreover, VoMix performs better than VoSingle in both monologue and dialogue sets. The detailed results are shown in Appendix C and the corresponding demo is provided in <https://aka.ms/covomix>.

7 Conclusion, Limitation, Future Work and Broader Impacts

We introduce the CoVoMix system for human-like monologue and dialogue generation. The system is composed of an auto-regressive text-to-semantic model and a flow-matching based acoustic model, with semantic token sequence as an intermediate representation. A 2k-hour conversational telephone speech dataset is leveraged in training these two models of CoVoMix. Through both objective and subjective evaluations, CoVoMix not only achieves high naturalness and zero-shot speaker similarity in both monologue and dialogue generations but also demonstrates its proficiency in the fluency of dialogue turn-taking and spontaneous behavior generation.

Limitation and Future work We have observed instances of words being omitted or duplicated occasionally in synthesized speech. This is primarily attributed to the text-to-semantic model being an auto-regressive model without forced duration. Additionally, the dataset utilized for this study is sampled at 8 kHz with background noise, factors that contribute to the degradation of speech quality. In future work, we aim to enhance the text-to-semantic model by scaling it up or initializing it with a pre-trained model, and employing super-resolution methods to improve the training data fidelity.

Broader Impacts A high-quality and human-like speech generation model like CoVoMix can enable many applications that improve the quality of our life. However, since CoVoMix could synthesize speech that maintains speaker identity, it may carry potential risks in misuse of the model, such as spoofing voice identification or impersonating a specific speaker. To mitigate such risks, it is possible to build a detection model to discriminate whether an audio clip was synthesized by CoVoMix.

References

- [1] X. Tan, T. Qin, F. Soong, and T.-Y. Liu, “A survey on neural speech synthesis,” *arXiv preprint arXiv:2106.15561*, 2021.
- [2] C. Wang, S. Chen, Y. Wu, Z. Zhang, L. Zhou, S. Liu, Z. Chen, Y. Liu, H. Wang, J. Li *et al.*, “Neural codec language models are zero-shot text to speech synthesizers,” *arXiv preprint arXiv:2301.02111*, 2023.
- [3] K. Shen, Z. Ju, X. Tan, Y. Liu, Y. Leng, L. He, T. Qin, S. Zhao, and J. Bian, “NaturalSpeech 2: Latent diffusion models are natural and zero-shot speech and singing synthesizers,” *arXiv preprint arXiv:2304.09116*, 2023.
- [4] W. Li, S. Lei, Q. Huang, Y. Zhou, Z. Wu, S. Kang, and H. Meng, “Towards Spontaneous Style Modeling with Semi-supervised Pre-training for Conversational Text-to-Speech Synthesis,” in *Proc. INTERSPEECH*, 2023, pp. 3377–3381.
- [5] S. C. Levinson, “On the human interaction engine,” in *Roots of human sociality*. Routledge, 2020, pp. 39–69.
- [6] W. Ward, “Understanding spontaneous speech,” in *Speech and Natural Language: Proceedings of a Workshop Held at Philadelphia, Pennsylvania, February 21-23, 1989*, 1989.
- [7] E. A. SCHEGLOFF, “Overlapping talk and the organization of turn-taking for conversation,” *Language in Society*, vol. 29, no. 1, p. 1–63, 2000.
- [8] T. A. Nguyen, E. Kharitonov, J. Copet, Y. Adi, W.-N. Hsu, A. Elkahky, P. Tomasello, R. Algayres, B. Sagot, A. Mohamed *et al.*, “Generative spoken dialogue language modeling,” *Transactions of the Association for Computational Linguistics*, vol. 11, pp. 250–266, 2023.
- [9] T. v. Neumann, K. Kinoshita, M. Delcroix, S. Araki, T. Nakatani, and R. Haeb-Umbach, “All-neural online source separation, counting, and diarization for meeting analysis,” in *Proc. ICASSP*, 2019, pp. 91–95.
- [10] K. Lee, K. Park, and D. Kim, “Dailytalk: Spoken dialogue dataset for conversational text-to-speech,” in *Proc. ICASSP*. IEEE, 2023, pp. 1–5.
- [11] T. Nagata and H. Mori, “Defining laughter context for laughter synthesis with spontaneous speech corpus,” *IEEE Transactions on Affective Computing*, vol. 11, no. 3, pp. 553–559, 2018.
- [12] N. Tits, K. E. Haddad, and T. Dutoit, “Laughter Synthesis: Combining Seq2seq Modeling with Transfer Learning,” in *Proc. INTERSPEECH*, 2020, pp. 3401–3405.
- [13] J. Yu, H. Chen, Y. Bian, X. Li, Y. Luo, J. Tian, M. Liu, J. Jiang, and S. Wang, “Autoprep: An automatic preprocessing framework for in-the-wild speech data,” *arXiv preprint arXiv:2309.13905*, 2023.
- [14] H. Sacks, E. A. Schegloff, and G. Jefferson, “A simplest systematics for the organization of turn taking for conversation,” in *Studies in the organization of conversational interaction*. Elsevier, 1978, pp. 7–55.
- [15] M. Heldner and J. Edlund, “Pauses, gaps and overlaps in conversations,” *Journal of Phonetics*, vol. 38, no. 4, pp. 555–568, 2010.
- [16] N. Dethlefs, H. Hastie, H. Cuayáhuil, Y. Yu, V. Rieser, and O. Lemon, “Information density and overlap in spoken dialogue,” *Computer speech & language*, vol. 37, pp. 82–97, 2016.
- [17] L. Zhang, Z. Chen, and Y. Qian, “Enroll-aware attentive statistics pooling for target speaker verification,” *Proc. INTERSPEECH*, pp. 311–315, 2022.
- [18] L. Zhang, Y. Qian, L. Yu, H. Wang, H. Yang, S. Liu, L. Zhou, and Y. Qian, “DDTSE: Discriminative diffusion model for target speech extraction,” *IEEE Spoken Language Technology Workshop*, 2024.

- [19] M. Heldner, J. Edlund, and J. B. Hirschberg, “Pitch similarity in the vicinity of backchannels,” 2010.
- [20] C. Cieri, D. Miller, and K. Walker, “The fisher corpus: A resource for the next generations of speech-to-text,” in *LREC*, vol. 4, 2004, pp. 69–71.
- [21] P. Taylor, *Text-to-speech synthesis*. Cambridge university press, 2009.
- [22] Z. Mu, X. Yang, and Y. Dong, “Review of end-to-end speech synthesis technology based on deep learning,” *arXiv preprint arXiv:2104.09995*, 2021.
- [23] E. Casanova, J. Weber, C. D. Shulby, A. C. Junior, E. Gölge, and M. A. Ponti, “Yourtts: Towards zero-shot multi-speaker tts and zero-shot voice conversion for everyone,” in *International Conference on Machine Learning*. PMLR, 2022, pp. 2709–2720.
- [24] Y. Leng, Z. Guo, K. Shen, Z. Ju, X. Tan, E. Liu, Y. Liu, D. Yang, K. Song, L. He *et al.*, “PromptTTS 2: Describing and generating voices with text prompt,” in *The Twelfth International Conference on Learning Representations*.
- [25] M. Le, A. Vyas, B. Shi, B. Karrer, L. Sari, R. Moritz, M. Williamson, V. Manohar, Y. Adi, J. Mahadeokar *et al.*, “Voicebox: Text-guided multilingual universal speech generation at scale,” *Advances in neural information processing systems*, vol. 36, 2024.
- [26] R. Huang, M. W. Lam, J. Wang, D. Su, D. Yu, Y. Ren, and Z. Zhao, “Fastdiff: A fast conditional diffusion model for high-quality speech synthesis,” *arXiv preprint arXiv:2204.09934*, 2022.
- [27] R. Huang, Z. Zhao, H. Liu, J. Liu, C. Cui, and Y. Ren, “Prodiff: Progressive fast diffusion model for high-quality text-to-speech,” in *Proceedings of the 30th ACM International Conference on Multimedia*, 2022, pp. 2595–2605.
- [28] M. Jeong, H. Kim, S. J. Cheon, B. J. Choi, and N. S. Kim, “Diff-tts: A denoising diffusion model for text-to-speech,” *arXiv preprint arXiv:2104.01409*, 2021.
- [29] M. Kang, D. Min, and S. J. Hwang, “Any-speaker adaptive text-to-speech synthesis with diffusion models,” *arXiv preprint arXiv:2211.09383*, vol. 2, 2022.
- [30] H. Kim, S. Kim, and S. Yoon, “Guided-tts: A diffusion model for text-to-speech via classifier guidance,” in *International Conference on Machine Learning*. PMLR, 2022, pp. 11 119–11 133.
- [31] Z. Kong, W. Ping, J. Huang, K. Zhao, and B. Catanzaro, “Diffwave: A versatile diffusion model for audio synthesis,” *arXiv preprint arXiv:2009.09761*, 2020.
- [32] V. Popov, I. Vovk, V. Gogoryan, T. Sadekova, and M. Kudinov, “Grad-tts: A diffusion probabilistic model for text-to-speech,” in *International Conference on Machine Learning*. PMLR, 2021, pp. 8599–8608.
- [33] C. Miao, S. Liang, M. Chen, J. Ma, S. Wang, and J. Xiao, “Flow-tts: A non-autoregressive network for text to speech based on flow,” in *Proc. ICASSP*. IEEE, 2020, pp. 7209–7213.
- [34] J. Kim, S. Kim, J. Kong, and S. Yoon, “Glow-tts: A generative flow for text-to-speech via monotonic alignment search,” *Advances in Neural Information Processing Systems*, vol. 33, pp. 8067–8077, 2020.
- [35] S. Kim, K. Shih, J. F. Santos, E. Bakhturina, M. Desta, R. Valle, S. Yoon, B. Catanzaro *et al.*, “P-flow: A fast and data-efficient zero-shot tts through speech prompting,” *Advances in Neural Information Processing Systems*, vol. 36, 2024.
- [36] Z. Borsos, M. Sharifi, D. Vincent, E. Kharitonov, N. Zeghidour, and M. Tagliasacchi, “Soundstorm: Efficient parallel audio generation,” *arXiv preprint arXiv:2305.09636*, 2023.
- [37] Z. Zhang, L. Zhou, C. Wang, S. Chen, Y. Wu, S. Liu, Z. Chen, Y. Liu, H. Wang, J. Li *et al.*, “Speak foreign languages with your own voice: Cross-lingual neural codec language modeling,” *arXiv preprint arXiv:2303.03926*, 2023.

- [38] T. Wang, L. Zhou, Z. Zhang, Y. Wu, S. Liu, Y. Gaur, Z. Chen, J. Li, and F. Wei, “Viola: Unified codec language models for speech recognition, synthesis, and translation,” *arXiv preprint arXiv:2305.16107*, 2023.
- [39] N. Zeghidour, A. Luebs, A. Omran, J. Skoglund, and M. Tagliasacchi, “Soundstream: An end-to-end neural audio codec,” *IEEE/ACM Transactions on Audio, Speech, and Language Processing*, vol. 30, pp. 495–507, 2021.
- [40] A. Kulkarni, V. Colotte, and D. Jouvet, “Analysis of expressivity transfer in non-autoregressive end-to-end multispeaker tts systems,” in *Proc. INTERSPEECH*, 2022.
- [41] S. Mehta, R. Tu, J. Beskow, É. Székely, and G. E. Henter, “Matcha-tts: A fast tts architecture with conditional flow matching,” *arXiv preprint arXiv:2309.03199*, 2023.
- [42] S. Liu, D. Su, and D. Yu, “Diffgan-tts: High-fidelity and efficient text-to-speech with denoising diffusion gans,” *arXiv preprint arXiv:2201.11972*, 2022.
- [43] Z. Liu, Y. Guo, and K. Yu, “Diffvoice: Text-to-speech with latent diffusion,” in *Proc. ICASSP*. IEEE, 2023, pp. 1–5.
- [44] A. Larsen, S. Sønderby, H. Larochelle, and O. Winther, “Autoencoding beyond pixels using a learned similarity metric. december 31, 2015,” 2023.
- [45] Y. Ren, Y. Ruan, X. Tan, T. Qin, S. Zhao, Z. Zhao, and T.-Y. Liu, “Fastspeech: Fast, robust and controllable text to speech,” 2019.
- [46] Y. Lipman, R. T. Chen, H. Ben-Hamu, M. Nickel, and M. Le, “Flow matching for generative modeling,” *arXiv preprint arXiv:2210.02747*, 2022.
- [47] S. Mehta, R. Tu, J. Beskow, É. Székely, and G. E. Henter, “Matcha-tts: A fast tts architecture with conditional flow matching,” in *Proc. ICASSP*. IEEE, 2024, pp. 11 341–11 345.
- [48] Y. Guo, C. Du, Z. Ma, X. Chen, and K. Yu, “Voiceflow: Efficient text-to-speech with rectified flow matching,” *arXiv preprint arXiv:2309.05027*, 2023.
- [49] M. Le, A. Vyas, B. Shi, B. Karrer, L. Sari, R. Moritz, M. Williamson, V. Manohar, Y. Adi, J. Mahadeokar *et al.*, “Voicebox: Text-guided multilingual universal speech generation at scale,” *arXiv preprint arXiv:2306.15687*, 2023.
- [50] A. Défossez, J. Copet, G. Synnaeve, and Y. Adi, “High fidelity neural audio compression,” *arXiv preprint arXiv:2210.13438*, 2022.
- [51] E. Kharitonov, D. Vincent, Z. Borsos, R. Marinier, S. Girgin, O. Pietquin, M. Sharifi, M. Tagliasacchi, and N. Zeghidour, “Speak, read and prompt: High-fidelity text-to-speech with minimal supervision,” *arXiv preprint arXiv:2302.03540*, 2023.
- [52] Z. Borsos, R. Marinier, D. Vincent, E. Kharitonov, O. Pietquin, M. Sharifi, D. Roblek, O. Teboul, D. Grangier, M. Tagliasacchi *et al.*, “AudioLM: a language modeling approach to audio generation,” *IEEE/ACM Transactions on Audio, Speech, and Language Processing*, 2023.
- [53] M. Łajszczak, G. Cámbara, Y. Li, F. Beyhan, A. van Korlaar, F. Yang, A. Joly, Á. Martín-Cortinas, A. Abbas, A. Michalski *et al.*, “Base tts: Lessons from building a billion-parameter text-to-speech model on 100k hours of data,” *arXiv preprint arXiv:2402.08093*, 2024.
- [54] Z. Ju, Y. Wang, K. Shen, X. Tan, D. Xin, D. Yang, Y. Liu, Y. Leng, K. Song, S. Tang *et al.*, “NaturalSpeech 3: Zero-shot speech synthesis with factorized codec and diffusion models,” *arXiv preprint arXiv:2403.03100*, 2024.
- [55] W.-N. Hsu, B. Bolte, Y.-H. H. Tsai, K. Lakhotia, R. Salakhutdinov, and A. Mohamed, “HuBERT: Self-supervised speech representation learning by masked prediction of hidden units,” *IEEE/ACM Transactions on Audio, Speech, and Language Processing*, vol. 29, pp. 3451–3460, 2021.

- [56] K. Mitsui, Y. Hono, and K. Sawada, “Towards human-like spoken dialogue generation between ai agents from written dialogue,” *arXiv preprint arXiv:2310.01088*, 2023.
- [57] J. Kong, J. Kim, and J. Bae, “Hifi-gan: Generative adversarial networks for efficient and high fidelity speech synthesis,” *Advances in Neural Information Processing Systems*, vol. 33, pp. 17 022–17 033, 2020.
- [58] J. Devlin, M.-W. Chang, K. Lee, and K. Toutanova, “BERT: Pre-training of deep bidirectional transformers for language understanding,” *arXiv preprint arXiv:1810.04805*, 2018.
- [59] J. Ho and T. Salimans, “Classifier-free diffusion guidance,” *arXiv preprint arXiv:2207.12598*, 2022.
- [60] O. Kuchaiev, J. Li, H. Nguyen, O. Hrinchuk, R. Leary, B. Ginsburg, S. Krizan, S. Beliaev, V. Lavrukhin, J. Cook *et al.*, “Nemo: a toolkit for building ai applications using neural modules,” *arXiv preprint arXiv:1909.09577*, 2019.
- [61] N. Kanda, Y. Gaur, X. Wang, Z. Meng, and T. Yoshioka, “Serialized output training for end-to-end overlapped speech recognition,” *arXiv preprint arXiv:2003.12687*, 2020.
- [62] C. Li, Y. Qian, Z. Chen, N. Kanda, D. Wang, T. Yoshioka, Y. Qian, and M. Zeng, “Adapting Multi-Lingual ASR Models for Handling Multiple Talkers,” in *Proc. INTERSPEECH*, 2023, pp. 1314–1318.
- [63] J. Su, M. Ahmed, Y. Lu, S. Pan, W. Bo, and Y. Liu, “Roformer: Enhanced transformer with rotary position embedding,” *Neurocomputing*, vol. 568, p. 127063, 2024.
- [64] B. Zhang and R. Sennrich, “Root mean square layer normalization,” *Advances in Neural Information Processing Systems*, vol. 32, 2019.
- [65] G. Mittag and S. Möller, “Deep learning based assessment of synthetic speech naturalness,” *arXiv preprint arXiv:2104.11673*, 2021.
- [66] S. Chen, C. Wang, Z. Chen, Y. Wu, S. Liu, Z. Chen, J. Li, N. Kanda, T. Yoshioka, X. Xiao *et al.*, “Wavlm: Large-scale self-supervised pre-training for full stack speech processing,” *IEEE Journal of Selected Topics in Signal Processing*, vol. 16, no. 6, pp. 1505–1518, 2022.
- [67] E. Battenberg, R. Skerry-Ryan, S. Mariooryad, D. Stanton, D. Kao, M. Shannon, and T. Bagby, “Location-relative attention mechanisms for robust long-form speech synthesis,” in *Proc. ICASSP*. IEEE, 2020, pp. 6194–6198.
- [68] A. Plaquet and H. Bredin, “Powerset multi-class cross entropy loss for neural speaker diarization,” *arXiv preprint arXiv:2310.13025*, 2023.
- [69] H. Bredin, “pyannote. audio 2.1 speaker diarization pipeline: principle, benchmark, and recipe,” in *Proc. INTERSPEECH*. ISCA, 2023, pp. 1983–1987.
- [70] J. Gillick, W. Deng, K. Ryokai, and D. Bamman, “Robust laughter detection in noisy environments,” in *Proc. INTERSPEECH*, 2021, pp. 2481–2485.
- [71] M. McAuliffe, M. Socolof, S. Mihuc, M. Wagner, and M. Sonderegger, “Montreal forced aligner: Trainable text-speech alignment using kaldia,” in *Proc. INTERSPEECH*, 2017, pp. 498–502.

A Model Architecture

Figure 6 compares the generation pipeline among conventional method and our proposed CoVoSingle and CoVoMix methods. Figure 6(a) shows the conventional monologue generation process with phoneme representation. (b) shows our proposed CoVoSingle approach for monologue generation. (c) demonstrates the concatenation method for conventional and CoVoSingle models to generate dialogue. (d) shows the architecture of our proposed CoVoMix model for monologue and dialogue generation.

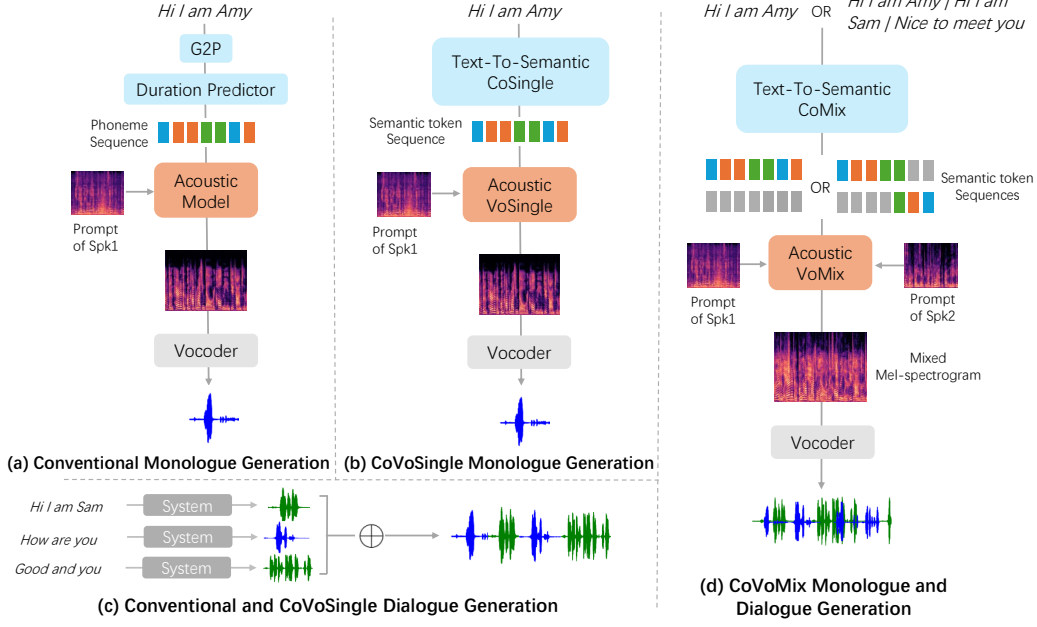


Figure 6: Comparison of generation pipeline among conventional method and our proposed CoVoSingle and CoVoMix methods.

Figure 7 shows the architecture of text-to-semantic model. We propose two types of text-to-semantic model: CoSingle and CoMix. CoSingle model has single-stream decoder, while CoMix applies multi-stream decoder to generate multiple semantic token sequences for different speakers, as introduced in Section 3.1.

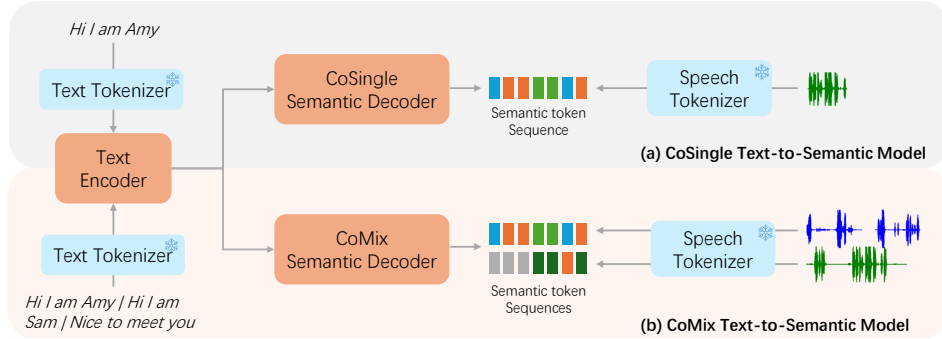


Figure 7: Text-to-semantic model

Figure 8 shows the architecture of acoustic model, a flow-matching based transformer encoder. We propose three types of acoustic model: VoSingle, VoMix and VoMix-stereo. VoSingle is a single stream transformer encoder to generate single talker mel-spectrogram. VoMix and VoMix-stereo have the same architecture except for the last linear layers, which generate mono channel mixed mel-spectrogram and multiple single talker mel-spectrograms respectively.

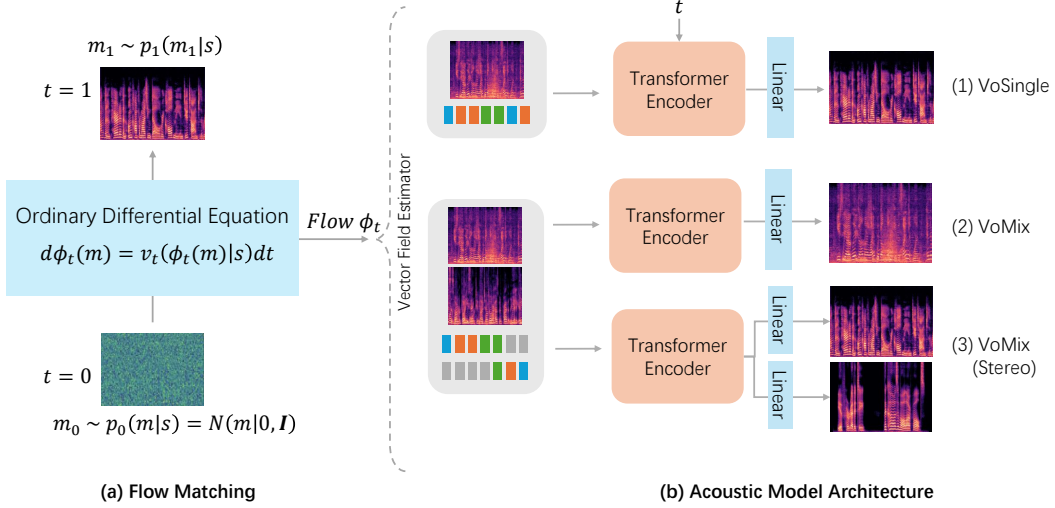


Figure 8: The acoustic model

B Additional Experiments

We perform detailed ablation experiments for model combination, model size and training data.

B.1 Ablation Study on Model Combination

Table 2 illustrates our proposed systems in monologue and dialogue evaluation set, which are a combination of text-to-semantic model and acoustic model. We abbreviate text-to-semantic as T2S and stereo as S.

For monologue generation, CoVoSingle and CoVoMix systems directly feed the output of text-to-semantic model into the acoustic model. However, CoVoSinx model set the second semantic sequence as all silence tokens. The acoustic prompt is extracted from another utterance of the target speaker.

We first observe that when using the same text-to-semantic model, different acoustic models influence WER, indicating that the pronunciation and rhyme also affect the intelligibility of speech. For example, CoVoSinx achieves better speech intelligibility than CoVoSingle due to the use of VoMix. The speaker similarity performance for monologue generation is the similar across models.

For dialogue generation, we notice that stereo systems show comparable WER than mono systems. Moreover, we observe that stereo systems show higher NISQA speech quality, indicating that predicting each channel separately causes less distortion in speech quality than predicting mixed mel-spectrogram.

Table 2: Objective evaluation on monologue and dialogue for mono and stereo acoustic model

System	T2S	Acoustic	SIM \uparrow	Monologue		Dialogue	
				WER \downarrow	NISQA \uparrow	WER \downarrow	NISQA \uparrow
GroundTruth	/	/	0.59	6.10	3.03	14.91	2.73
CoVoSingle	CoSingle	VoSingle	0.49	9.99	3.01	11.76	2.90
CoVoSinx		VoMix	0.49	8.78	3.12	12.27	2.97
CoVoSinx-S		VoMix-S	/	/	/	12.95	3.19
CoVoMix	CoMix	VoMix	0.49	8.95	3.01	19.84	2.87
CoVoMix-S		VoMix-S	/	/	/	20.35	3.00

B.2 Ablation Study on Discrete Semantic Representation and Model Size

Figure 9 compares the speaker similarity of oracle phoneme, predicted phoneme using duration predictor, oracle semantic token, and predicted semantic token using text-to-semantic model under the same architecture of acoustic model.

First, we observe that larger acoustic model improves the speaker similarity of the generated speech as the model layer deepens. Second, the similarity using semantic token sequences is higher than using phoneme and even exceeds oracle phoneme representations. This demonstrates the advantages of using semantic token sequences, which not only avoids forced-alignment and improves the word error rate, but also improves the model’s speaker modeling capabilities. Third, for both phoneme and semantic token, the predicted representations are not as good as oracle representations. The duplicated semantic token sequence is more difficult to predict, leading to a bigger gap between oracle and prediction, indicating further improvement space for the performance and accuracy of text-to-semantic model in the future.

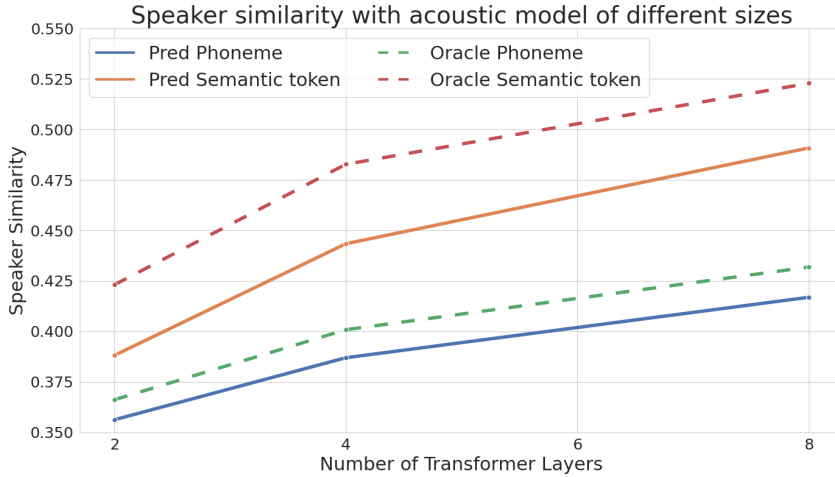


Figure 9: Speaker similarity across acoustic model of different size

B.3 Ablation Study on Data Augmentation for Text-To-Semantic Model

When the total amount of data is deterministic, the diversity of data, such as data duration and the dialogue content, becomes important. Table 3 shows the performance of text-to-semantic model with different data augmentation method on monologue and dialogue generation in terms of correctness. In this study, the acoustic model used only contains 2 transformer layers instead of 8 layers mentioned in 4.2 for faster inference. We incorporate a diverse training dataset including both short and long sentences for the text-to-semantic model to accurately generate dialogues of varying lengths. The long monologue has a minimum duration of 10 seconds, whereas the short monologue has minimum duration of 1 second. Additionally, we enhance data variety by simulating dialogues from monologues through concatenation, which also improved the prediction accuracy of semantic token sequences. As a result of utilizing monologue data of different lengths and synthetic dialogue data, the text-to-semantic model demonstrated the best performance.

Table 3: Ablation study of data augmentation methods

Real Dialogue	Training Data			WER ↓	
	Simu Dialogue	Short Monologue	Long Monologue	Monologue	Dialogue
✓	×	×	×	28.50	22.30
✓	×	✓	×	11.99	21.82
✓	✓	✓	×	11.22	20.79
✓	✓	✓	✓	10.54	20.87

C Extension to Voice Conversion

In addition to zero shot speech synthesis, our methods can also achieve voice conversion for single person monologues and multi talker conversations. VoSingle performs voice conversion of dialogue by processing each channel individually and then mix them up, while VoMix model achieves voice conversion simultaneously.

Table 4 demonstrates the objective results in monologue and dialogue scenario. We notice that in addition to achieving high speaker similarity, these systems can also achieve high spectral similarity, indicating the strong zero-shot voice conversion capability of our proposed system. Moreover, VoMix performs better than VoSingle in both monologue and dialogue sets.

Table 4: Objective evaluation on voice conversion for monologue and dialogue generation. The symbol "†" is used to indicate that the system performance is significantly different ($p < 0.01$) from VoSingle system

Type	System	SIM \uparrow	MCD \downarrow
Monologue	VoSingle	0.47	6.47
	VoMix	0.49†	6.46
Dialogue	VoSingle	/	6.70
	VoMix	/	6.59†

D Experiment Statistical Significance

In order to determine statistical significance of the main experiment in Table 1, we first use *numpy.mean* and *numpy.std* in python to calculate the mean and the standard deviation of objective metrics across the test set in Table 5. Moreover, we use z-test to determine if the differences are statistically significant. We notice that results are statistically significant for WER, MCD and NISQA in both monologue and dialogue evaluation sets. Similar to subjective evaluation result, the speaker similarity performance of the CoVoSingle and CoVoMix systems are relatively close and do not show significant differences. Besides, the WER has a large deviation because the text-to-semantic model might synthesize speech with omitted or duplicated words, as mentioned in the limitation part in Section 7.

Table 5: Objective evaluation results for monologue and dialogue generation across various systems. The symbol "†" is used to indicate that the system performance is significantly different ($p < 0.01$) from CoVoSingle system

Eval Set	System	SIM \uparrow	WER \downarrow	MCD \downarrow	NISQA \uparrow
Monologue	CoVoSingle	0.49±0.17	9.99±9.02	6.15±1.85	3.04±0.39
	CoVoMix	0.49±0.18	8.95±8.68†	6.04±2.03†	3.01±0.44†
Dialogue	CoVoSingle	/	11.77±9.00	6.91±1.87	2.90±0.28
	CoVoMix	/	19.84±19.83†	6.82±2.12†	2.87±0.37†

To investigate the effect of randomness, we assess the same model using three different random seeds. For each seed, we evaluate the model performance and compute the mean and standard deviation across different seeds. The results are shown in Table 6. Our findings indicate that the standard deviation among the different random seeds is relatively small, suggesting that the system exhibits stability in the presence of randomness.

E Data Preparation

Algorithm 1 illustrates the dialogue data preparation pipeline, introduced in Section 4.1. The hyper-parameter *maxDuration* is set to 40 seconds by default.

Table 6: Objective evaluation results for monologue and dialogue generation across various systems with different random seeds

Eval Set	System	SIM \uparrow	WER \downarrow	MCD \downarrow	NISQA \uparrow
Monologue	CoVoSingle	0.484 \pm 0.005	10.206 \pm 0.166	6.147 \pm 0.017	3.035 \pm 0.014
	CoVoMix	0.488 \pm 0.005	9.378 \pm 0.349	6.058 \pm 0.015	3.008 \pm 0.002
Dialogue	CoVoSingle	/	11.903 \pm 0.262	6.916 \pm 0.031	2.902 \pm 0.002
	CoVoMix	/	19.542 \pm 0.587	6.829 \pm 0.006	2.870 \pm 0.008

Algorithm 1 Dialogue Data Preparation

Require: Dialogue recordings y , corresponding transcriptions x , maxDuration.

- 1: Segment dialogues into utterances per speaker: y^A, y^B with transcripts x^A, x^B and identity z .
- 2: Sort x^A, x^B, y^A, y^B by start times into sequences $\mathbf{X}, \mathbf{Y}, \mathbf{Z}$.
- 3: Initialize $cache = [], spkcache = [], OutputDialogue = [], OutputTranscript = []$.
- 4: **for** each $(x_{new}, y_{new}, z_{new})$ in $zip(\mathbf{X}, \mathbf{Y}, \mathbf{Z})$ **do**
- 5: **if** $cache$ is empty **then**
- 6: Add $(x_{new}, y_{new}, z_{new})$ to $cache$; add z_{new} to $spkcache$.
- 7: **else if** $StartTime(y_{new}) > EndTime(cache[-1])$ AND $|set(spkcache)| > 1$ **then**
- 8: Compile dialogue from $cache$.
- 9: Compile transcription from $cache$ by start time with speaker change symbol.
- 10: Reset $cache$ and $spkcache$.
- 11: Add compiled dialogue to $OutputDialogue$, transcription to $OutputTranscript$.
- 12: **else if** $EndTime(cache[-1]) - StartTime(cache[0]) > maxDuration$ **then**
- 13: Reset $cache$ and $spkcache$.
- 14: **else**
- 15: Continue populating $cache$ and $spkcache$.
- 16: **end if**
- 17: **end for**
- 18: **return** $OutputDialogue, OutputTranscript$.


F Subjective Evaluation Instruction


Figure 10 and Figure 11 shows the CMOS subjective evaluation template for monologue and dialogue generation respectively. Figure 12 show the SMOS subjective evaluation template.


Monologue Naturalness Test

In each of the following case, you will hear a reference voice and 2 voices. Play all voices first, then select which one is more natural.

Reference Transcription: absolutely if they just open up that communication from the beginning so that the kids would come to them

Reference voice: 

Voice 1: 

Voice 2: 

Focus on Naturalness: Please evaluate how similar the voice is to the reference voice of a human speaker in each audio file and select an option according to their naturalness. This includes evaluating how closely the speech resembles that of a natural, human speaker in terms of fluency, the rhythm, the intonation, and the overall listening experience.

Listen Carefully: You may listen to each audio file as many times as necessary.

Ignore External Factors: Please do not consider other factors such as the quality of the speech or any background noise or distortions. Only focus on the naturalness of the speech.

Which one is better?


Voice 1 is <u>much better</u>
Voice 1 is <u>better</u>
Voice 1 is <u>slightly better</u>
Can't tell which is better
Voice 2 is <u>slightly better</u>
Voice 2 is <u>better</u>
Voice 2 is <u>much better</u>


Figure 10: CMOS evaluation template for monologue generation


Dialogue Naturalness Test

In each of the following case, you will hear a reference dialogue and 2 dialogues. Play all dialogues first, then select which one is more natural.

Reference Transcription: ah i think i'm going to see x men tomorrow night | oh ooh that was good | it was good i heard it was pretty good | yeah yeah

Reference dialogue: 

Dialogue 1: 

Dialogue 2: 

Focus on Naturalness: Please evaluate how similar the dialogue is to the reference conversation between two human speakers in each audio file and select an option according to their naturalness. This includes evaluating how closely the dialogue resembles a natural conversation in terms of fluency, the rhythm, the intonation, and the overall listening experience. Additionally, pay special attention to how natural the speaker changes occur within the dialogue. Consider how seamlessly the conversation flows from one speaker to the other, the appropriateness of pauses, and how these transitions contribute to a realistic conversational experience.

Listen Carefully: You may listen to each audio file as many times as necessary.

Ignore External Factors: Please do not consider other factors such as the quality of the speech or any background noise or distortions. Only focus on the naturalness of the speech.


Which one is better?


Dialogue 1 is <i>much better</i>
Dialogue 1 is <i>better</i>
Dialogue 1 is <i>slightly better</i>
Can't tell which is better
Dialogue 2 is <i>slightly better</i>
Dialogue 2 is <i>better</i>
Dialogue 2 is <i>much better</i>


Figure 11: CMOS evaluation template for dialogue generation

Speaker Similarity test

In each of the following case, you will hear a reference voice and 2 voices. Play all voices first, then select which one has more similar speaker characteristics to the reference.

Reference voice: 

Voice 1: 

Voice 2: 

Focus on Speaker Similarity: Please evaluate how similar the speaker sounds compared to a reference audio. Your focus should be solely on the vocal characteristics of the voices, such as their overall resonance (the voice quality), pitch (higher or lower), power (amplitude or volume), and the overall impression that these characteristics give you.

Listen Carefully: You may listen to each audio file as many times as necessary.

Ignore External Factors: Please do not consider other factors such as the expressive characteristics (emphasis, intonation, or rhythm), how easy it is to understand the words, or any background noise or distortions. Only focus on if the audio samples are from the same person as in the reference audio.

Which one is better?

Voice 1 is <i>much better</i>
Voice 1 is <i>better</i>
Voice 1 is <i>slightly better</i>
Can't tell which is better
Voice 2 is <i>slightly better</i>
Voice 2 is <i>better</i>
Voice 2 is <i>much better</i>

Figure 12: SMOS evaluation template

NeurIPS Paper Checklist

1. Claims

Question: Do the main claims made in the abstract and introduction accurately reflect the paper's contributions and scope?

Answer: [\[Yes\]](#)

Justification: We introduce CoVoMix, a novel model for zero-shot, human-like, multi-speaker, multi-round dialogue speech generation. Our experimental results show that CoVoMix can generate dialogues that are not only human-like in their naturalness and coherence but also involve multiple talkers engaging in multiple rounds of conversation.

Guidelines:

- The answer NA means that the abstract and introduction do not include the claims made in the paper.
- The abstract and/or introduction should clearly state the claims made, including the contributions made in the paper and important assumptions and limitations. A No or NA answer to this question will not be perceived well by the reviewers.
- The claims made should match theoretical and experimental results, and reflect how much the results can be expected to generalize to other settings.
- It is fine to include aspirational goals as motivation as long as it is clear that these goals are not attained by the paper.

2. Limitations

Question: Does the paper discuss the limitations of the work performed by the authors?

Answer: [\[Yes\]](#)

Justification: In the last section, we mentioned our limitation. We have observed instances of words being omitted or duplicated occasionally in synthesized speech and the use of low-quality dataset may degrade the quality of generated speech.

Guidelines:

- The answer NA means that the paper has no limitation while the answer No means that the paper has limitations, but those are not discussed in the paper.
- The authors are encouraged to create a separate "Limitations" section in their paper.
- The paper should point out any strong assumptions and how robust the results are to violations of these assumptions (e.g., independence assumptions, noiseless settings, model well-specification, asymptotic approximations only holding locally). The authors should reflect on how these assumptions might be violated in practice and what the implications would be.
- The authors should reflect on the scope of the claims made, e.g., if the approach was only tested on a few datasets or with a few runs. In general, empirical results often depend on implicit assumptions, which should be articulated.
- The authors should reflect on the factors that influence the performance of the approach. For example, a facial recognition algorithm may perform poorly when image resolution is low or images are taken in low lighting. Or a speech-to-text system might not be used reliably to provide closed captions for online lectures because it fails to handle technical jargon.
- The authors should discuss the computational efficiency of the proposed algorithms and how they scale with dataset size.
- If applicable, the authors should discuss possible limitations of their approach to address problems of privacy and fairness.
- While the authors might fear that complete honesty about limitations might be used by reviewers as grounds for rejection, a worse outcome might be that reviewers discover limitations that aren't acknowledged in the paper. The authors should use their best judgment and recognize that individual actions in favor of transparency play an important role in developing norms that preserve the integrity of the community. Reviewers will be specifically instructed to not penalize honesty concerning limitations.

3. Theory Assumptions and Proofs

Question: For each theoretical result, does the paper provide the full set of assumptions and a complete (and correct) proof?

Answer: [NA]

Justification: This paper mainly focused on the design of generation pipeline, model architecture, data preparation, and system implementation. We did not propose new theoretical algorithms or results.

Guidelines:

- The answer NA means that the paper does not include theoretical results.
- All the theorems, formulas, and proofs in the paper should be numbered and cross-referenced.
- All assumptions should be clearly stated or referenced in the statement of any theorems.
- The proofs can either appear in the main paper or the supplemental material, but if they appear in the supplemental material, the authors are encouraged to provide a short proof sketch to provide intuition.
- Inversely, any informal proof provided in the core of the paper should be complemented by formal proofs provided in appendix or supplemental material.
- Theorems and Lemmas that the proof relies upon should be properly referenced.

4. Experimental Result Reproducibility

Question: Does the paper fully disclose all the information needed to reproduce the main experimental results of the paper to the extent that it affects the main claims and/or conclusions of the paper (regardless of whether the code and data are provided or not)?

Answer: [Yes]

Justification: We provide detailed introduction of system design, data preparation and training configuration. We use public available dataset, provide all codes in the Supplementary and will make them publicly available.

Guidelines:

- The answer NA means that the paper does not include experiments.
- If the paper includes experiments, a No answer to this question will not be perceived well by the reviewers: Making the paper reproducible is important, regardless of whether the code and data are provided or not.
- If the contribution is a dataset and/or model, the authors should describe the steps taken to make their results reproducible or verifiable.
- Depending on the contribution, reproducibility can be accomplished in various ways. For example, if the contribution is a novel architecture, describing the architecture fully might suffice, or if the contribution is a specific model and empirical evaluation, it may be necessary to either make it possible for others to replicate the model with the same dataset, or provide access to the model. In general, releasing code and data is often one good way to accomplish this, but reproducibility can also be provided via detailed instructions for how to replicate the results, access to a hosted model (e.g., in the case of a large language model), releasing of a model checkpoint, or other means that are appropriate to the research performed.
- While NeurIPS does not require releasing code, the conference does require all submissions to provide some reasonable avenue for reproducibility, which may depend on the nature of the contribution. For example
 - (a) If the contribution is primarily a new algorithm, the paper should make it clear how to reproduce that algorithm.
 - (b) If the contribution is primarily a new model architecture, the paper should describe the architecture clearly and fully.
 - (c) If the contribution is a new model (e.g., a large language model), then there should either be a way to access this model for reproducing the results or a way to reproduce the model (e.g., with an open-source dataset or instructions for how to construct the dataset).

- (d) We recognize that reproducibility may be tricky in some cases, in which case authors are welcome to describe the particular way they provide for reproducibility. In the case of closed-source models, it may be that access to the model is limited in some way (e.g., to registered users), but it should be possible for other researchers to have some path to reproducing or verifying the results.

5. Open access to data and code

Question: Does the paper provide open access to the data and code, with sufficient instructions to faithfully reproduce the main experimental results, as described in supplemental material?

Answer: [Yes]

Justification: We use public available dataset. We provide detailed codes of training, inference and data preparation in the Supplementary. These codes will be publicly available.

Guidelines:

- The answer NA means that paper does not include experiments requiring code.
- Please see the NeurIPS code and data submission guidelines (<https://nips.cc/public/guides/CodeSubmissionPolicy>) for more details.
- While we encourage the release of code and data, we understand that this might not be possible, so “No” is an acceptable answer. Papers cannot be rejected simply for not including code, unless this is central to the contribution (e.g., for a new open-source benchmark).
- The instructions should contain the exact command and environment needed to run to reproduce the results. See the NeurIPS code and data submission guidelines (<https://nips.cc/public/guides/CodeSubmissionPolicy>) for more details.
- The authors should provide instructions on data access and preparation, including how to access the raw data, preprocessed data, intermediate data, and generated data, etc.
- The authors should provide scripts to reproduce all experimental results for the new proposed method and baselines. If only a subset of experiments are reproducible, they should state which ones are omitted from the script and why.
- At submission time, to preserve anonymity, the authors should release anonymized versions (if applicable).
- Providing as much information as possible in supplemental material (appended to the paper) is recommended, but including URLs to data and code is permitted.

6. Experimental Setting/Details

Question: Does the paper specify all the training and test details (e.g., data splits, hyperparameters, how they were chosen, type of optimizer, etc.) necessary to understand the results?

Answer: [Yes]

Justification: We introduce in detail the training and test configuration, including model architecture, optimizer and hyperparameters, etc. We also provide ablation studies for these configurations. Corresponding codes are in Supplementary and will be publicly available.

Guidelines:

- The answer NA means that the paper does not include experiments.
- The experimental setting should be presented in the core of the paper to a level of detail that is necessary to appreciate the results and make sense of them.
- The full details can be provided either with the code, in appendix, or as supplemental material.

7. Experiment Statistical Significance

Question: Does the paper report error bars suitably and correctly defined or other appropriate information about the statistical significance of the experiments?

Answer: [Yes]

Justification: We demonstrate the experiment statistical significance in Appendix. We calculate the mean and standard deviation of each system with different random seeds.

Guidelines:

- The answer NA means that the paper does not include experiments.
- The authors should answer "Yes" if the results are accompanied by error bars, confidence intervals, or statistical significance tests, at least for the experiments that support the main claims of the paper.
- The factors of variability that the error bars are capturing should be clearly stated (for example, train/test split, initialization, random drawing of some parameter, or overall run with given experimental conditions).
- The method for calculating the error bars should be explained (closed form formula, call to a library function, bootstrap, etc.)
- The assumptions made should be given (e.g., Normally distributed errors).
- It should be clear whether the error bar is the standard deviation or the standard error of the mean.
- It is OK to report 1-sigma error bars, but one should state it. The authors should preferably report a 2-sigma error bar than state that they have a 96% CI, if the hypothesis of Normality of errors is not verified.
- For asymmetric distributions, the authors should be careful not to show in tables or figures symmetric error bars that would yield results that are out of range (e.g. negative error rates).
- If error bars are reported in tables or plots, The authors should explain in the text how they were calculated and reference the corresponding figures or tables in the text.

8. Experiments Compute Resources

Question: For each experiment, does the paper provide sufficient information on the computer resources (type of compute workers, memory, time of execution) needed to reproduce the experiments?

Answer: [Yes]

Justification: We provide detailed configuration of training and test, including the GPU, memory, training epochs, evaluation tools, etc.

Guidelines:

- The answer NA means that the paper does not include experiments.
- The paper should indicate the type of compute workers CPU or GPU, internal cluster, or cloud provider, including relevant memory and storage.
- The paper should provide the amount of compute required for each of the individual experimental runs as well as estimate the total compute.
- The paper should disclose whether the full research project required more compute than the experiments reported in the paper (e.g., preliminary or failed experiments that didn't make it into the paper).

9. Code Of Ethics

Question: Does the research conducted in the paper conform, in every respect, with the NeurIPS Code of Ethics <https://neurips.cc/public/EthicsGuidelines>?

Answer: [Yes]

Justification: This research conducted in the paper conforms with the NeurIPS Code of Ethics.

Guidelines:

- The answer NA means that the authors have not reviewed the NeurIPS Code of Ethics.
- If the authors answer No, they should explain the special circumstances that require a deviation from the Code of Ethics.
- The authors should make sure to preserve anonymity (e.g., if there is a special consideration due to laws or regulations in their jurisdiction).

10. Broader Impacts

Question: Does the paper discuss both potential positive societal impacts and negative societal impacts of the work performed?

Answer: [Yes]

Justification: We discussed broader impacts and potential risks in the last paragraph of Section 7.

Guidelines:

- The answer NA means that there is no societal impact of the work performed.
- If the authors answer NA or No, they should explain why their work has no societal impact or why the paper does not address societal impact.
- Examples of negative societal impacts include potential malicious or unintended uses (e.g., disinformation, generating fake profiles, surveillance), fairness considerations (e.g., deployment of technologies that could make decisions that unfairly impact specific groups), privacy considerations, and security considerations.
- The conference expects that many papers will be foundational research and not tied to particular applications, let alone deployments. However, if there is a direct path to any negative applications, the authors should point it out. For example, it is legitimate to point out that an improvement in the quality of generative models could be used to generate deepfakes for disinformation. On the other hand, it is not needed to point out that a generic algorithm for optimizing neural networks could enable people to train models that generate Deepfakes faster.
- The authors should consider possible harms that could arise when the technology is being used as intended and functioning correctly, harms that could arise when the technology is being used as intended but gives incorrect results, and harms following from (intentional or unintentional) misuse of the technology.
- If there are negative societal impacts, the authors could also discuss possible mitigation strategies (e.g., gated release of models, providing defenses in addition to attacks, mechanisms for monitoring misuse, mechanisms to monitor how a system learns from feedback over time, improving the efficiency and accessibility of ML).

11. Safeguards

Question: Does the paper describe safeguards that have been put in place for responsible release of data or models that have a high risk for misuse (e.g., pretrained language models, image generators, or scraped datasets)?

Answer: [NA]

Justification: Currently we do not have plans for releasing the model or dataset. If we are going to release, we will make sure to release a safeguard with it.

Guidelines:

- The answer NA means that the paper poses no such risks.
- Released models that have a high risk for misuse or dual-use should be released with necessary safeguards to allow for controlled use of the model, for example by requiring that users adhere to usage guidelines or restrictions to access the model or implementing safety filters.
- Datasets that have been scraped from the Internet could pose safety risks. The authors should describe how they avoided releasing unsafe images.
- We recognize that providing effective safeguards is challenging, and many papers do not require this, but we encourage authors to take this into account and make a best faith effort.

12. Licenses for existing assets

Question: Are the creators or original owners of assets (e.g., code, data, models), used in the paper, properly credited and are the license and terms of use explicitly mentioned and properly respected?

Answer: [Yes]

Justification: All the open-source code and evaluation tools that we use are credited in this paper, and the license and terms are properly respected.

Guidelines:

- The answer NA means that the paper does not use existing assets.

- The authors should cite the original paper that produced the code package or dataset.
- The authors should state which version of the asset is used and, if possible, include a URL.
- The name of the license (e.g., CC-BY 4.0) should be included for each asset.
- For scraped data from a particular source (e.g., website), the copyright and terms of service of that source should be provided.
- If assets are released, the license, copyright information, and terms of use in the package should be provided. For popular datasets, paperswithcode.com/datasets has curated licenses for some datasets. Their licensing guide can help determine the license of a dataset.
- For existing datasets that are re-packaged, both the original license and the license of the derived asset (if it has changed) should be provided.
- If this information is not available online, the authors are encouraged to reach out to the asset's creators.

13. New Assets

Question: Are new assets introduced in the paper well documented and is the documentation provided alongside the assets?

Answer: [Yes]

Justification: We introduce the implementation code as a new asset. This asset is well documented with training, license, limitations, etc.

Guidelines:

- The answer NA means that the paper does not release new assets.
- Researchers should communicate the details of the dataset/code/model as part of their submissions via structured templates. This includes details about training, license, limitations, etc.
- The paper should discuss whether and how consent was obtained from people whose asset is used.
- At submission time, remember to anonymize your assets (if applicable). You can either create an anonymized URL or include an anonymized zip file.

14. Crowdsourcing and Research with Human Subjects

Question: For crowdsourcing experiments and research with human subjects, does the paper include the full text of instructions given to participants and screenshots, if applicable, as well as details about compensation (if any)?

Answer: [NA]

Justification: Our paper neither involves crowdsourcing nor research with human subjects.

Guidelines:

- The answer NA means that the paper does not involve crowdsourcing nor research with human subjects.
- Including this information in the supplemental material is fine, but if the main contribution of the paper involves human subjects, then as much detail as possible should be included in the main paper.
- According to the NeurIPS Code of Ethics, workers involved in data collection, curation, or other labor should be paid at least the minimum wage in the country of the data collector.

15. Institutional Review Board (IRB) Approvals or Equivalent for Research with Human Subjects

Question: Does the paper describe potential risks incurred by study participants, whether such risks were disclosed to the subjects, and whether Institutional Review Board (IRB) approvals (or an equivalent approval/review based on the requirements of your country or institution) were obtained?

Answer: [NA]

Justification: Our paper neither involves crowdsourcing nor research with human subjects.

Guidelines:

- The answer NA means that the paper does not involve crowdsourcing nor research with human subjects.
- Depending on the country in which research is conducted, IRB approval (or equivalent) may be required for any human subjects research. If you obtained IRB approval, you should clearly state this in the paper.
- We recognize that the procedures for this may vary significantly between institutions and locations, and we expect authors to adhere to the NeurIPS Code of Ethics and the guidelines for their institution.
- For initial submissions, do not include any information that would break anonymity (if applicable), such as the institution conducting the review.