



HIGH NOISE SCHEDULING IS A MUST


A PREPRINT

 **Mahmut S. Gokmen**
Department of Computer Science
University of Kentucky
mse1mangokmen@uky.edu

 **Cody Bumgardner**
Department of Internal Medicine
Institute for Biomedical Informatics
University of Kentucky
cody@uky.edu

 **Jie Zhang**
Department of Radiology
University of Kentucky
jie.zhang1@uky.edu

 **Ge Wang**
Department of Biomedical Engineering
Rensselaer Polytechnic Institute
wangg6@rpi.edu

 **Jin Chen**
Department of Medicine
Department of Biomedical Informatics and Data Science
University of Alabama at Birmingham
jinchen@uab.edu

April 10, 2024

ABSTRACT

Consistency models possess high capabilities for image generation, advancing sampling steps to a single step through their advanced techniques. Current advancements move one step forward consistency training techniques and eliminates the limitation of distillation training. Even though the proposed curriculum and noise scheduling in improved training techniques yield better results than basic consistency models, it lacks well balanced noise distribution and its consistency between curriculum. In this study, it is investigated the balance between high and low noise levels in noise distribution and offered polynomial noise distribution to maintain the stability. This proposed polynomial noise distribution is also supported with a predefined Karras noises to prevent unique noise levels arises with Karras noise generation algorithm. Furthermore, by elimination of learned noisy steps with a curriculum based on sinusoidal function increase the performance of the model in denoising. To make a fair comparison with the latest released consistency model training techniques, experiments are conducted with same hyper-parameters except curriculum and noise distribution. The models utilized during experiments are determined with low depth to prove the robustness of our proposed technique. The results show that the polynomial noise distribution outperforms the model trained with log-normal noise distribution, yielding a 33.54 FID score after 100,000 training steps with constant discretization steps. Additionally, the implementation of a sinusoidal-based curriculum enhances denoising performance, resulting in a FID score of 30.48.

Keywords Deep Learning · Consistency · Diffusion

1 Introduction

Consistency models are the recently released family of generative models. They are fast evolving based knowledge distillation training techniques. Unlike other generative models such as score-based diffusion models Song et al. [2020], it is not required to numerous samplings to generate high quality samples since consistency models can generate it in a single step. Also, consistency models preserves flexibility and computation theory for generating samples in different number of inference steps.

Consistency models uses two different training technique for training which are represented as consistency distillation (CD) and consistency training (CT) Song et al. [2023]. The CD training requires a pre-trained model for distilling the knowledge into consistency model. The CT training let the model learn directly from data. Although recent studies

shows that CD is better than CT, CD requires high computational source for distilling data from pre-trained models. Additionally, the best outperforming results are limited by the distilled pre-trained models in CD.

To overcome the drawbacks of CD and advance CT further, Song and Dhariwal [2023] proves that CT outperforms CD by eliminating Exponential Moving Average (EMA) for the teacher network and improving curriculum with a step-wise increase relied on the current training steps. Furthermore, noise scheduling is also improved by adopting the log-normal distribution to sample noise levels.

Primarily, the Log-normal noise scheduling tends to introduce high-weighted low-level noises which are accumulated at the around of standard deviation of Karras noises generated according to discretization steps. Although this approach is able to sustain to introduce high-weighted low-level noises in noise scheduling, that dramatically decreases the variation on high level noises. In this study, we introduce that high level noises is a must in the noise scheduling to meet the basic rules for consistency models. This assumption is grounded in the main principle of consistency models, which leverage learning the denoising process from $x_{(t+1)}$, handled by ξ , to $x_{(t)}$, handled by θ , where ξ and θ represent the index of noise in discretization steps and the learnable parameters of the model, respectively. Therefore, it is crucial to incorporate a high variety of noise levels during training to ensure effective denoising from $x_{(t+1)}$ to $x_{(t)}$ Song and Dhariwal [2023]. In a situation the model rarely experienced the high noise levels decreases the denoising performance.

To highlight the disparities between noise scheduling techniques, including improved methods and our proposed polynomial approach, Figure 1 illustrates noise distributions using pie chart slices divided into four sections: noise values between $10 \leq \sigma \leq 20$, $20 \leq \sigma \leq 40$, $40 \leq \sigma \leq 60$, and $60 \leq \sigma \leq 80$. The reason for setting the minimum noise level bound in the pie chart is to enhance the visibility of the other ratios. This decision is based on the fact that noise levels between 0 and 10 exhibit higher dominance compared to the higher noise levels.

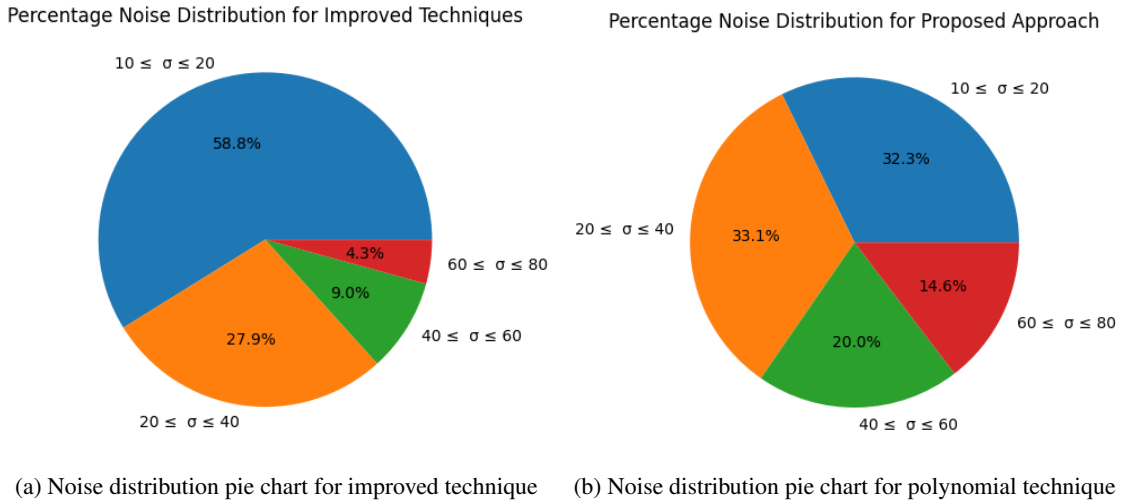


Figure 1: Percentage noise distribution for improved techniques (a) and percentage noise distribution for polynomial noise scheduling (b)

Additionally, noise scheduling crucially depends on curriculum to provide high variety of noise levels on mini-batches. The marginal changes on the discretization steps loads high variety of noises which are never experienced before by the model. Even Karras noise scheduling algorithm generates close noise levels according to the discretization steps, it is observable that noise levels differ each other. Thus, we claim that the marginal changes on curriculum creates an unstability on learning parameters and output of losses Song and Dhariwal [2023].

To overcome we propose three modification on noise scheduling and curriculum;

- Experiments investigating the advantages of noise scheduling, which includes high noise levels, and proposing a novel noise scheduling method based on a polynomial function.
- Creating a predefined Karras noise vector σ_{s_1} to prevent production of unique noise levels to maintain sustainability on noise scheduling.
- Elimination of noise levels between x_T and x_0 on the curriculum which relies on sinusoidal function.

In this study, it is proven that high level noises on noise scheduling has a crucial role to improve sampling quality and that is strengthened with a noise scheduling providing high variety of noise levels including high level noises on

mini-batches. While polynomial function determines the index values for noise levels, noise levels are chosen from our predefined noise array σ_{s_1} which is created before training. This approach is further reinforced by an innovative curriculum that relies on a sinusoidal function. It aims to diminish noise levels between x_T and x_0 by choosing from the primary noise array σ_{s_1} in a linear manner.

2 Experimental Design

2.1 High Noise Level Experiments and Polynomial Noise Scheduling

In this section, we evaluate the experimental results conducted within the scope of adding extra high noise levels manually to scheduled noises with a log-normal distribution. As it is claimed 'High Noises is a Must', the experiments begin by adding high-noise levels gradually on the mini-batches based on percentage ratio of the mini-batch size. This experiments proves that necessities of a noise scheduling comprising high-level noises beside high weighted low-level noises in a noise scheduling.

The high noise levels ranging between 40 and 80 are added randomly on mini-batches, with the length starting from 4 to 12 percent of the length of mini-batches. To represent the effect of high-noise levels on a mini-batch, the model employed in this experimental section is determined with 2 residual blocks.

The experiments reveals that adding minor weighted high noise levels on mini-batches increase denoising performance. As it is represented in table 1, while adding high level noise levels with lower percentage ratios can enhance denoising performance, adding high level noise at 10% of the mini-batch length has effects on denoising performance conversely.

Table 1: Evaluation of denoising performance of models trained with noise schedules, including high noise levels proportional to the size of mini-batches.

Model Versions	Batch Size	Training Steps	Number of Res. Blocks	High Level Noise Ratio	N	Noise Scheduling	Attention Resolutions	FID Score
Improved Model 1	1024	100000	2	0%	100	Log-Normal	[16,8]	66.51
Improved Model 2	1024	100000	2	2%	100	Log-Normal	[16,8]	75.34
Improved Model 3	1024	100000	2	3%	100	Log-Normal	[16,8]	43.81
Improved Model 4	1024	100000	2	4%	100	Log-Normal	[16,8]	40.32
Improved Model 5	1024	100000	2	5%	100	Log-Normal	[16,8]	73.24

The results represented in Table 1 demonstrate that implementing a log-normal noise distribution with high noise levels enhances denoising performance when the high-level noises reach 5% of the total number of mini-batch size. Based on these results, we propose polynomial noise scheduling which represents high-weighted low noise levels and low-weighted high noise levels. Additionally, the degree of polynomial noise distribution can be determined by the user, depends on how much low and high level noises desired in noise scheduling.

$$\sigma_{N(k)} = \sigma_{s_1}[\lfloor i * \frac{s_1}{N(k)} \rfloor], \text{ where } i \in \llbracket 0, N(k) \rrbracket \quad (1)$$

$$\sigma_i = \sigma_{N(k)}[\lfloor (\frac{i}{d-1})^c * (N(k) - 1) + n(1, 0) \rfloor], \text{ where } i \in \llbracket 0, N(k) - 1 \rrbracket \quad (2)$$

The polynomial noise scheduling function σ_i , as it represented in equation 2, includes a c parameters which provides letting the user to adjust polynomial curve. That presents a flexibility to determine the weight of low-level and high-level noises added on the mini-batches. Additionally, polynomial noise scheduling is augmented with a normal distribution which is added on mini-batches to introduce randomness in the noise distribution.

The noise levels added to mini-batches, denoted as σ_i , are chosen from $\sigma_{N(k)}$, which is generated simply based on the discretization steps $N(k)$. The predefined noise array σ_{s_1} is further explained in the section titled 'Analysis of Karras Noise Generation and Discretization Steps'.

The noise distributions for both approach, it is clear that proposed approach includes high variety of noise levels and also conserves the high weight of low level noises on the distribution. That ensures the model learning to high variety of noise levels conversely to the improved technique.

2.2 Analysis of Karras Noise Generation and Predefined Noise Levels

Karras noise scheduling is introduced as a robust algorithm with resulting analyzing sampling trajectories and their discretizations euclidian distance Karras et al. [2022]. Although this approach outperforms with consistency model training techniques, it is important to analyze and find the optimum utilizing technique.

The implementation of Karras noise scheduling in consistency model training techniques generally is grounded on generation of new noises scheduling respect to the discretization steps changes. This utilization has a major drawback which is related to differentiation of noises even the discretization steps are closer as 1 step. To address this drawback, it is necessary to analyze the sensitivity of deep neural networks under various input conditions Montavon et al. [2018].

Based on this, we propose a simple approach which removes the generation of Karras noise schedules when discretization steps are changed. Instead of generation of Karras noise schedules for each discretization steps changes, a predefined Karras noise vector σ_{s_1} with the length of s_1 is created before training phase, that prevents the generation of unique noise levels whenever discretization steps are changed. It makes possible to gather appropriate noise levels according to the discretization steps. This approach has identical method such as represented in Karras noise generation algorithm, which differs $N(k)$ determined as s_1 . Noise generation approach for the predefined noise array is represented in equation 3.

$$\sigma_{s_1} = \left(\sigma_{\min}^{1/\rho} + \frac{i-1}{s_1-1} \cdot (\sigma_{\min}^{1/\rho} - \sigma_{\min}^{1/\rho}) \right)^\rho, \text{ where } i \in \llbracket 0, s_1 \rrbracket, \rho = 7, \sigma_{\min} = 0.002, \sigma_{\max} = 80 \quad (3)$$

By eliminating Karras noise scheduling for each change in discretization steps, the model can maintain consistent noise levels even when the discretization steps are adjusted to closer values.

$$\sigma_N = \begin{cases} \sigma_{s_1}[0, 1, \dots, s_1] & \text{if } N = s_1 \\ \sigma_{s_1}[0, 2, 4, \dots, s_1] & \text{if } N(k) \leq \frac{s_1}{2} \\ \sigma_{s_1}[0, 4, 8, \dots, s_1] & \text{if } N(k) \leq \frac{s_1}{4} \end{cases} \quad (4)$$

To clarify this, equation 4 provides a basic simulation for scenarios where $N(k)$ equals different fractions of s_1 . The highest advantage of this method, the number of unique noise levels never exceed the higher discretization steps, conversely to the improved noise distribution.

2.3 Analysis of Curriculum and Elimination of Learned Noise Levels by Sinusoidal Curriculum

The curriculum, which dictates the generation of noise steps during each training iteration, plays a pivotal role. Understanding the significance of the curriculum necessitates acknowledging that while ξ learns denoising from x_t to x_0 , θ converges and learns denoising from x_{t+1} to x_t . This implies that even slight increases or decreases in the number of discretization steps lead to improved performance. In Improved Techniques, the curriculum doubles itself at each specific training steps which that results a significant increase in number of discretization steps as it is represented in figure 2. These sudden and notable changes in number of discretization steps require the model to adapt to the new noise levels over a longer period of time.

To address this issue, we propose to utilize a technique based on a sinusoidal function, which facilitates smooth increases and decreases during the training steps transition. This enhances the model's adaptability to the new noise levels. In proposed approach, s_0 and s_1 are adjusted as 20 and 250 respectively.

The underlying reason for employing a sinusoidal function is to make sure the model is capable of learning various time steps at the highest number of discretization steps. After reaching the highest number of discretization steps, the curriculum function starts to decrease the number of discretization steps in order to strengthen the learning of denoising from x_T to x_0 . With the help of advancement of predefined noise levels, the noise levels included by σ_i are eliminated throughout the end of training.

$$N(k) = \lceil (s_1 - s_0) * \sin\left(\frac{\lfloor \frac{k^{\rho/4}}{K^{\rho/4}} * \pi \rfloor * 10}{10}\right) + s_0 \rceil, k \in \llbracket 0, K \rrbracket, \text{ where } K \text{ is the total training iteration} \quad (5)$$

In our approach, the maximum number of discretization steps, denoted as s_1 , for the curriculum is adjusted to 250 to mitigate abrupt increases in the curriculum during training. The curriculum utilized in our approach is represented in equation 5. N represents the number of discretization steps or the number of noise levels are generated at the current time step which is denoted as t_s . Other constants, such as s_0 and s_1 , represent the final and initial time steps, which are

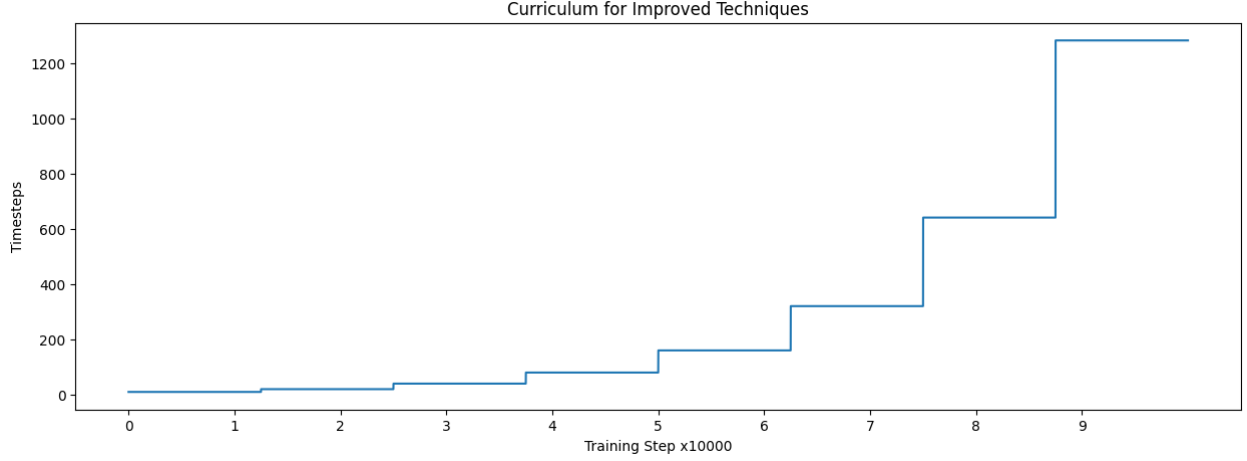


Figure 2: The curriculum for Improved Training Techniques for Consistency Models Song and Dhariwal [2023]. ($s_0 = 20, s_1 = 1280$)

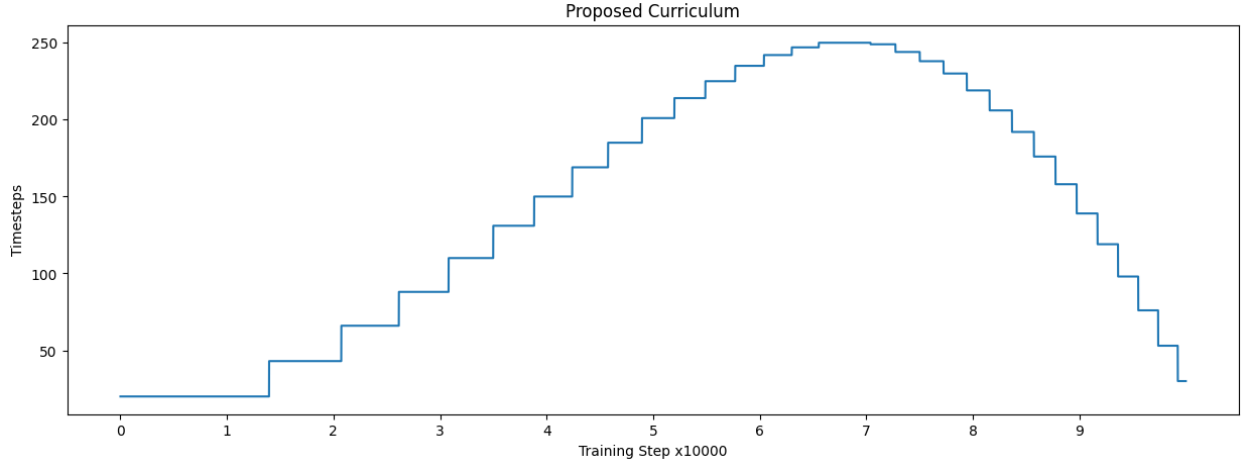


Figure 3: The proposed curriculum relies on sinusoidal function. ($s_0 = 20, s_1 = 250$)

determined as 20 and 250, respectively. The number of training step, T , is adjustable as desired and t represents current training step which is able to increase until T . ρ variable has same value as it is used in the curriculum. The proposed curriculum also is depicted in figure 3.

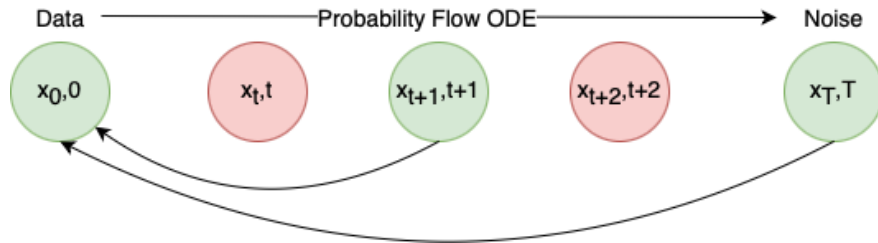


Figure 4: Representation for elimination of learned noise levels x_t from curriculum during training

3 Experiments and Results

3.1 Experimental Environment and Dataset

The experimental environment consists of two NVIDIA A6000 graphics cards. All model versions are trained with the same attention resolution and number of residual blocks, which are assigned as [8, 16] and 8, respectively. The main data set chosen for training is CIFAR-10, which comprises 32x32 images and a total of 50,000 samples Krizhevsky [2009].

3.2 Training Results

A series of experiments were conducted to understand the effect of different noise scheduling techniques based on various distributions. Additionally, we observe the efficiency of hyper parameters on the performance using these noise scheduling methods. The experimental results reveals that a noise scheduling including high weighted low noise levels with guaranteeing the highest noise level leverages FID results.

Our experiments consist of three steps. The first step involves maintaining the number of discretization steps constant to examine polynomial noise scheduling. To explore the optimal curve parameter, we conducted the first four experiments with a model containing 4 residual blocks, steadily increasing the polynomial curve as represented in the table 2.

Table 2: Hyper-parameters and noise scheduling parameters for polynomial noise scheduling

Model Versions	Batch Size	Training Steps	Number of Res. Blocks	Scale Shifting	N	Noise Scheduling	Attention Resolutions	Curve	FID Score
Model P1	1024	100000	4	False	20	polynomial	[16,8]	2	38.28
Model P2	1024	100000	4	False	20	polynomial	[16,8]	3	34.05
Model P3	1024	100000	4	False	20	polynomial	[16,8]	4	33.54
Model P4	1024	100000	4	False	20	polynomial	[16,8]	5	37.94

The table 2 reveals that, a polynomial function with power 4 has a close optimum balance between low-level and high-level noises are represented in a noise scheduling. In first experimental step, the *model P3* has the best FID results when compared the other models have different polynomial curve in noise distribution function. To show the efficiency of the sinusoidal curriculum on FID results, the hyperparameters of the best model remain constant throughout the execution of the following experiments. The results gathered from the model utilizing the sinusoidal curriculum are compared with other models using improved curriculum. The results for comparison of improved curriculum and sinusoidal curriculum are represented in table 3.

Table 3: Comparison of the sinusoidal and the models are trained with improved techniques

Model Versions	Batch Size	Training Steps	Number of Res. Blocks	Scale Shifting	N	Noise Scheduling	Attention Resolutions	Curve	FID Score
Model P5	1024	100000	4	False	Dynamic	polynomial	[16,8]	3	30.48
CM Improved 1	1024	100000	4	True	20	Log-Normal	[16,8]	3	48.80
CM Improved 2	1024	100000	4	False	Dynamic	Log-Normal	[16,8]	3	49.19

The sinusoidal curriculum takes advantage of eliminating the noisy steps x_t selected from predefined noise array between x_0 and x_T . As it is represented in table 3, the *model P5* proves that model is able to learn each noise level after the curriculum reached out the maximum discretization steps.

3.3 Experimental Results

Training the models with various hyperparameters reveals that the number of training steps, 100,000, is insufficient for the model to learn the noise variations occurring over short periods of time. To handle with short training time and increasing the capability of model learning, the sinusoidal curriculum takes the advantage of decreasing the number of discretization steps. As explained, the model learns to close the gap between x_t and x_0 as the number of discretization steps decreases.

The model trained with improved technique and the other trained with our proposed technique are compared for different inference steps from 1 to 4. Despite assigning the same hyperparameters to all trained models in our experiments, our proposed approach yields a lower FID score compared to what is reported in the paper for improved techniques. Also, it should be known that FID scores for the models trained improved technique output a close FID result as it is reported by Song and Dhariwal [2023], regarding the number of residual employed blocks.

4 Conclusion

Our enhancements to noise scheduling and curriculum address the need for a balanced noise distribution and controlled progression of noise steps within the curriculum. We examined the impact of the high noise levels in a noise distribution comprising the high-weighted low noise levels. By pre definition of Karras noises, it is prevented that the unique noise steps resulting from Karras noise generation algorithm. This approach is supported by our sinusoidal curriculum, which eliminates learned noise steps after the highest number of discretization steps throughout the learning process. All examinations and comparisons are conducted with the same U-Net architecture and hyper-parameters to show efficiency of our approach. Remarkably, our fundamental changes leverage FID results when compared to the latest improvements made on consistency models.

5 Acknowledgements

The project described was supported by the NIH National Center for Advancing Translational Sciences through grant number UL1TR001998. The content is solely the responsibility of the authors and does not necessarily represent the official views of the NIH.

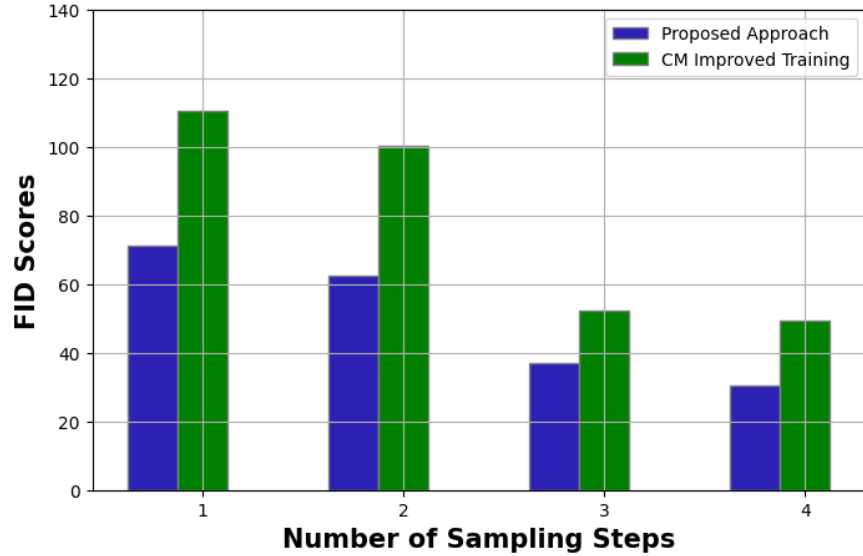


Figure 5: The comparison of improved training and our proposed training technique

References

- Yang Song, Jascha Sohl-Dickstein, Diederik P Kingma, Abhishek Kumar, Stefano Ermon, and Ben Poole. Score-based generative modeling through stochastic differential equations. 2020.
- Yang Song, Prafulla Dhariwal, Mark Chen, and Ilya Sutskever. Consistency models. 2023.
- Yang Song and Prafulla Dhariwal. Improved techniques for training consistency models. 2023.
- Tero Karras, Miika Aittala, Timo Aila, and Samuli Laine. Elucidating the design space of diffusion-based generative models. 2022.
- Grégoire Montavon, Wojciech Samek, and Klaus-Robert Müller. Methods for interpreting and understanding deep neural networks. *Digital Signal Processing*, 73:1–15, February 2018. ISSN 1051-2004. doi:10.1016/j.dsp.2017.10.011. URL <http://dx.doi.org/10.1016/j.dsp.2017.10.011>.
- Alex Krizhevsky. Learning multiple layers of features from tiny images. pages 32–33, 2009. URL <https://www.cs.toronto.edu/~kriz/learning-features-2009-TR.pdf>.




Figure 6: Four-step samples from the model trained with our technique on Cifar10 32x32 (FID= 30.48)




Figure 7: Four-step samples from the model trained with our technique on Cifar10 32x32 (FID= 30.48)




Figure 8: Four-step samples from the model trained with our technique on Cifar10 32x32 (FID= 30.48)