

# DDPG-E2E: A Novel Policy Gradient Approach for End-to-End Communication Systems

Bolun Zhang, Nguyen Van Huynh, Dinh Thai Hoang, Diep N. Nguyen, and Quoc-Viet Pham

**Abstract**—The End-to-end (E2E) learning-based approach has great potential to reshape the existing communication systems by replacing the transceivers with deep neural networks. To this end, the E2E learning approach needs to assume the availability of prior channel information to mathematically formulate a differentiable channel layer for the backpropagation (BP) of the error gradients, thereby jointly optimizing the transmitter and the receiver. However, accurate and instantaneous channel state information is hardly obtained in practical wireless communication scenarios. Moreover, the existing E2E learning-based solutions exhibit limited performance in data transmissions with large block lengths. In this article, these practical issues are addressed by our proposed deep deterministic policy gradient-based E2E communication system. In particular, the proposed solution utilizes a reward feedback mechanism to train both the transmitter and the receiver, which alleviates the information loss of error gradients during BP. In addition, a convolutional neural network (CNN)-based architecture is developed to mitigate the curse of dimensionality problem when transmitting messages with large block lengths. Extensive simulations then demonstrate that our proposed solution can not only jointly train the transmitter and the receiver simultaneously without requiring the prior channel knowledge but also can obtain significant performance improvement on block error rate compared to state-of-the-art solutions.

**Index Terms**—End-to-End communication systems, signal detection, channel estimation, deep deterministic policy gradient, and deep learning.

## I. INTRODUCTION

In the conventional communication system, the data transmission entails multiple signal processing blocks where each module is separately designed and optimized for a specific task, as illustrated in Fig. 1(a). Such a multi-block architecture has achieved reasonable performance, but at the cost of increasing the design complexity. The reason is that it requires careful fine-tuning and optimizations for every individual module with different objectives. Consequently, it is difficult, if not impossible, to jointly optimize the transmitter

Bolun Zhang is with the School of Computing, Engineering and the Built Environment, Edinburgh Napier University, Edinburgh EH10 5DT, UK. (Email: bolun\_zhangzbl@outlook.com).

Nguyen Van Huynh is with the Department of Electrical Engineering and Electronics, University of Liverpool, Liverpool L69 3GJ, UK. (Email: huynh.nguyen@liverpool.ac.uk)

Dinh Thai Hoang and Diep N. Nguyen are with the School of Electrical and Data Engineering, University of Technology Sydney, Sydney NSW 2007, Australia. (Email: hoang.dinh@uts.edu.au; diep.nguyen@uts.edu.au).

Quoc-Viet Pham is with the School of Computer Science and Statistics, Trinity College Dublin, The University of Dublin, Dublin 2, D02 PN40, Ireland. (Email: viet.pham@tcd.ie).

Preliminary results in this paper were presented at the 2023 IEEE GLOBE-COM Conference [1].

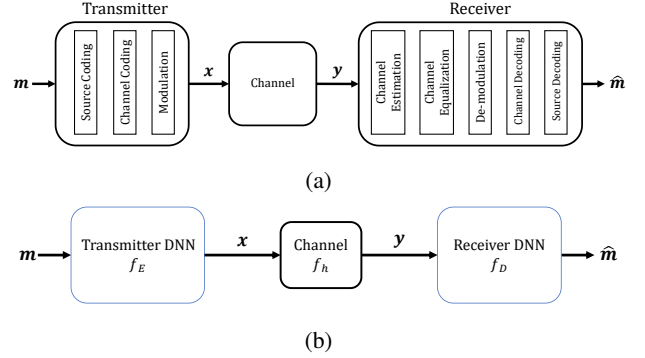


Fig. 1: Architecture of (a) traditional communication systems and (b) E2E communication systems.

and the receiver [2]. In addition, these mathematical formulated modules cannot always coherently and accurately capture the actual communication conditions, thereby compromising the data transmission performance [3].

Recently, deep learning (DL) technique has attracted significant attention in the field of communication systems as it provides pure data-driven solutions for handling the imperfection of communication systems. The DL-based approach interprets the end-to-end (E2E) communication system as a deep neural network (DNN)-based auto-encoder over an interference channel [4], where both the transmitter and the receiver are represented as DNNs, as depicted in Fig. 1(b). This E2E-based learning method theoretically assumes the availability of an explicit channel model, which is perceived as an intermediate layer connecting the transmitter and the receiver. The transmitter DNN learns to map the transmitted data into an encoded vector in a smaller dimension and then sends it over the channel. The receiver DNN learns to map the received signals to the estimated data. The E2E system is trained in a supervised manner to minimize its E2E loss which measures the difference between the estimated data and the transmitted data. Thus, this E2E scheme has significantly alleviated the overall design complexity by interpreting the signal processing blocks as DNNs [5]. The E2E paradigm has demonstrated effective performance in simple communication scenarios, e.g., Additive White Gaussian Noise (AWGN) channel [4], while it remains challenging to apply such an E2E system to more complex wireless communication channels, such as frequency-selective channels and Rayleigh block fading channels.

The most critical shortcoming of the E2E-based learning approach is that it requires the prior information of the channel between the transmitter and the receiver. Moreover,

it only performs well with differentiable channel models [6]. However, in practical scenarios, the communication channel is often regarded as a black box due to the non-differentiable nature of its transfer function. This characteristic poses a challenge for estimating channel gradients, especially in the context of wireless communication environments. Another critical issue with the E2E learning approach is the transmitter DNN cannot be directly trained via the BP algorithm when the channel transfer function is non-differentiable. During the E2E optimization, the gradient at the receiver can be directly calculated, while the gradient at the transmitter is unavailable due to the non-differentiable channel, which hinders the calculation of the derivative of the loss function at the channel layer. Consequently, it prevents the overall realization of the E2E learning of the communication systems. In addition, the existing E2E learning scheme suffers from the curse of dimensionality. Prior works studying E2E paradigm predominantly focus on the experiments with small block length (e.g., 8 information bits [4]). This occurs because the size of possible input messages grows exponentially with increasing block length when using one-hot encoding. The portion of unseen input message would therefore exponentially increase during the training which leads to significant performance degradation. Research in [7] shows that the E2E paradigm experiences performance degradation, even when only 10% of unseen data is omitted from the training set. Considering the aforementioned challenges, there is a research gap in the E2E learning-based data transmission with large block length over an unknown channel model, while concurrently addressing the problem of local optimization arising from the non-differentiable channel function. Hence, it demands an innovative E2E communication system capable of adaptive training on various channel models without prior knowledge of explicit channel effects. Additionally, the proposed scheme should demonstrate the ability to transmit long sequences of bit-stream without compromising performance.

Given the above, this article introduces a novel deep reinforcement learning (DRL)-based E2E communication system empowered by the deep deterministic policy gradient (DDPG) algorithm, where both the transmitter and the receiver can be jointly trained over an unknown channel. This approach leverages the loss information obtained from the receiver as the reward signal and directly applies it to optimize the transmitter which acts as the agent in the DDPG algorithm. Additionally, a CNN-based architecture is developed to accommodate input and output message with large block length. The proposed scheme exhibits notable improvement in BLER performance compared to existing solutions under complex wireless communication scenarios, particularly when operating with large block lengths (e.g., 256 information bits). Our major contributions are summarized as follows.

- We develop a DDPG-based E2E communication system, which can jointly optimize the transmitter and the receiver without prior knowledge of channel models. In particular, the proposed DDPG employs actor and critic networks to encode information at the transmitter before transmitting it over an unknown channel by leveraging the training

loss feedback from the receiver. As the loss feedback implicitly captures the training process of the receiver and the channel conditions, the proposed algorithm can help to jointly train the transmitter and the receiver, thus significantly improving the communication performance of the whole system.

- To address the issue of dimensionality, CNN are employed to extend the block length of the system from 8 bits to 256 bits. This approach allows the transmitter to process high dimensional input data, and the receiver then learns to recover the encoded signals through our proposed CNN framework.
- Through extensive simulations, we demonstrate that the proposed DDPG-based E2E communication system can achieve better BLER performance and convergence rate compared to state-of-the-art solutions over complex wireless communication channels, e.g., Rayleigh fading and Rician fading channels.

The rest of the paper is organized as follows. The related works will be reviewed in Section II. In Section III, the modeling of E2E communication systems is presented. In Section IV, the proposed DDPG-based E2E communication system is explained in detail. Then, the training process of the E2E system is presented in Section V. The simulation results are presented in Section VI. Finally, Section VII concludes our paper.

*Notation:* The notations used in this paper are listed in the following. Lowercase letters  $m$  and  $\hat{m}$  denote the original message and the estimated message.  $x$  denotes the encoded signal, and  $y$  denotes the received signal.  $\mathbb{C}^n$  denotes the complex values of  $n$  dimension.  $s_t$ ,  $a_t$  and  $r_t$  denote the state, action and reward at time step  $t$ , respectively.  $\mu$  denotes the policy function mapping state  $s$  to action  $a$ .  $Q(s, a)$  denotes the Q-value which measures expected cumulative reward that an agent can obtain by taking a particular action  $a$  in a particular state  $s$  following a policy function  $\mu$ .

## II. RELATED WORKS

In this section, existing literature about E2E learning for communication systems to deal with unknown channel models are reviewed.

### A. Deep Learning in End-to-End Communication Systems

In recent years, different DL techniques are applied to E2E communication systems to solve the unknown channel problem. The study is pioneered in [2], a two-step training scheme using transfer learning is developed, where the E2E communication system is trained on an assumed stochastic channel model that is close to the actual channel effects at the first stage. Subsequently, the receiver is then finetuned based on the difference between the assumed stochastic channel model and practical channel model at the second stage. This proposed scheme showcases the possibility of conducting over-the-air data transmission entirely carried out by NNs. However, the transmitter cannot be optimized during the finetuning of the receiver, which hinders the overall learning of E2E communication system. There are some existing literature

studying to improve the two-step training approach, which can be classified into two main categories, i.e., channel imitation approaches and receiver-aided approaches.

### B. Channel Imitation Schemes for End-to-End Communication Systems

In order to learn the channel effects in practical channel models and address the challenges of local optimization caused by BP algorithm during the auto-encoder training [8], the channel imitation scheme using generative adversarial network (GAN) is widely studied [9]. In [10], a novel conditional GAN based channel agnostic E2E communication system is developed to adaptively learn the channel effects of different types of channel models. More specifically, the generator is trained to approximate the conditional data distribution of the practical channel effects, and the discriminator is trained to distinguish the real signals from the generated fake signals. By conditioning the generator and the discriminator on the channel, the system can learn to adapt to a variety of channel conditions, even if the channel characteristics are unknown beforehand. This channel agnostic E2E system empowers the generator to serve as a bridge connecting the transmitter and the receiver. This enables the BP of error gradients from the receiver to the transmitter, ultimately facilitating the overall learning of the transceiver. This conditional GAN based channel imitation scheme is further enhanced in [11], where the system can not only adapt to various channel models by learning their characteristics but can also transmit long sequences of information bits. In particular, this proposed system has a significantly extended block length, from 8 information bits to 128 information bits, without much degradation in BLER performance. However, the conditional GAN based schemes face performance degradation due to the gradient vanishing issue during the BP and the overfitting problem arising from the numerous parameters across the transmitter, receiver, generator and discriminator.

A residual-aided GAN (RA-GAN) based E2E communication system is proposed to solve the above challenges by applying residual neural network (ResNet) [12] to the generator to enable better generation performance for the received signals and adding  $l_2$  regularizer to punish large weights in E2E system [13]. However, this scheme experiments only on a block length of 4 bits, which falls considerably short of the practical scenarios for data transmission. Given the above, although the aforementioned channel imitation schemes have effectively mitigated the local optimization problem caused by BP algorithm, these GAN-based solutions exhibit significant performance degradation with large block length, particularly in more complex wireless channels, such as the Rayleigh fading channel. Further improvements are required to address these challenges and enhance the system's performance in such scenarios.

### C. Receiver-Aided Schemes for End-to-End Communication Systems

Recently, DRL has demonstrated its great potentials in wireless communications and networking [14], particularly

in the field of E2E communication systems design. Apart from the channel imitation solutions, RL techniques have been emerging as a promising tool in receiver-aided approaches, enabling data transmission without the need of explicit channel modelling or CSI [15]. In particular, the simultaneous perturbation stochastic approximation technique is used in [16] to train the transmitter, where the transmitter is optimized by utilizing the loss value obtained from the receiver. In [17], a combination of RL and supervised learning techniques is employed to optimize both the transmitter and the receiver. In [18], the authors extend these works by considering a noisy feedback loop. Particularly, the proposed system with noisy feedback link demonstrates identical performance with the system with perfect feedback link. In summary, the aforementioned receiver-aided solutions circumvent the unknown channel issue and local optimization problem arising from BP by using the loss value obtained from the receiver. However, the biggest issue of the receiver-aided solutions is that the variance of loss value from the receiver will scale with the increasing number of channel uses and the increasing block length of input message, which leads to significant performance degradation and slow convergence. In addition, the training of communication systems over complex wireless communication channels faces challenge due to the relatively long coherence time where only small portions of CSI are learned, which leads to poor sample efficiency and also slow convergence. Given the above disadvantages of the channel imitation approaches and receiver-aided approaches, there is currently no effective solution that can transmit data with large block length (e.g., 256 information bit) over an unknown channel without compromising the BLER performance and the convergence rate.

This article introduces a novel DDPG-based solution that can optimize the E2E systems without prior channel knowledge, and this proposed system can achieve superior BLER and convergence performance in data transmissions with large block length (i.e., 128 bits and 256 bits) under different wireless communication channels, compared to the existing E2E solutions.

## III. SYSTEM MODEL

In this section, we will introduce the basic concepts of E2E communication systems. As shown in Fig. 1(b), an auto-encoder-based E2E communication system consists of a transmitter, a receiver, and a mathematically formulated channel, where the transmitter and the receiver are represented as two independent DNNs. The transmitter DNN aims to encode the original binary message  $\mathbf{m}$  to the encoded signal  $\mathbf{x} \in \mathbb{C}^n$ , where  $\mathbb{C}^n$  denotes that the encoded signal  $\mathbf{x}$  is presented as complex numbers, making  $n$  discrete uses of channel. The encoded signal is then sent via the channel to the receiver. The received signal after channel distortion is denoted by  $\mathbf{y} \in \mathbb{C}^n$ . The receiver aims to decode the received signals and recover the original binary message  $\mathbf{m}$ . The implementations of the E2E communication system can be illustrated as the sequence of three individual functions, which can be expressed as:

$$\hat{\mathbf{m}} = f_D(f_h(f_E(\mathbf{m}; \theta_E)); \theta_D), \quad (1)$$

where  $f_E$  represents the encoder function mapping the original binary message to the encoded signal, i.e.,  $\mathbf{x} = f_E(\mathbf{m}; \boldsymbol{\theta}_E)$ , and  $\boldsymbol{\theta}_E$  denotes the trainable parameters of the transmitter DNN.  $f_h$  represents the channel impairments with channel realization  $h$ , i.e.,  $\mathbf{y} = f_h(\mathbf{x})$ .  $f_D$  represents the decoder function that aims to recover the received signals to the estimated message, i.e.,  $\hat{\mathbf{m}} = f_D(\mathbf{y}; \boldsymbol{\theta}_D)$ , and  $\boldsymbol{\theta}_D$  denotes the trainable weights of the receiver DNN. The goal of the E2E communication system is to jointly optimize both the transmitter DNN and the receiver DNN by minimizing the E2E loss function, denoted by  $L = \mathcal{L}(\mathbf{m}, \hat{\mathbf{m}})$ . The loss function  $\mathcal{L}(\mathbf{m}, \hat{\mathbf{m}})$  is regarded as the objective function which measures the distance between the original message  $\mathbf{m}$  and the estimated message  $\hat{\mathbf{m}}$  for such E2E framework, and reflects the recovery accuracy of the data transmission.

The E2E learning approach considers the entire system as an auto-encoder and trains the DNNs of the transceivers in a supervised manner. The training process involves calculating the error gradients of each layer by utilizing the BP algorithm. To enable the BP of the error gradients, it is necessary to ensure that the loss function with respect to the trainable weights at each layer of the DNN is differentiable. The computed error gradients subsequently update the weights and bias at each layer, with the goal of minimizing the overall E2E loss. Therefore, the E2E learning approach entails a differentiable channel function beforehand to facilitate the back-propagation of error gradients from the receiver to the transmitter. This enables the joint optimization of the entire E2E communication system. However, while the E2E learning paradigm demonstrates efficiency in simple channel models, its performance becomes notably constrained when confronted by more complex communication scenarios. The current limitations of the E2E learning paradigm can be summarized as follows. First, the primary limitation of the E2E learning method is its reliance on an explicit differentiable channel model, which is often impractical due to real-world communication challenges. Second, the non-differentiable channel model potentially hinders the gradient-based optimization, preventing the overall learning of the system. Third, obtaining real-time CSI is difficult in practice, undermining the validity of assumed channel functions. Furthermore, the existing literature primarily focuses on research with short block lengths, and there is a lack of evidence regarding the performance of solutions for block lengths exceeding 100 bits.

This paper introduces a DDPG-based E2E communication system aimed at addressing the challenges posed by non-differentiable channel models and imperfect CSI, while improving the performance in terms of data transmission with long block lengths. By leveraging the DDPG algorithm, the loss value of the receiver DNN serves as feedback information for updating the transmitter DNN. Hence, the transmitter DNN and the receiver DNN can be implicitly and jointly optimized without requirement of any prior knowledge regarding channel models. The following sections will present comprehensive analysis of our proposed DDPG-based E2E solution.

#### IV. DEEP DETERMINISTIC POLICY GRADIENT FOR END-TO-END COMMUNICATION SYSTEMS

In this section, we first introduce the basic concepts of DRL. Then, the overview of the proposed DDPG-based E2E communication system and the detailed network architectures are presented.

##### A. Deep Reinforcement Learning Basics

In the field of reinforcement learning, a typical system comprises an agent and an environment. The primary objective of an RL system is to train the agent in a manner that allows it to interact with an unknown environment, gather valuable experiences, and maximize cumulative rewards through continuous exploration. In particular, at time step  $t$ , the agent observes the environment, i.e., state  $\mathbf{s}_t$ , and makes action  $\mathbf{a}_t$  based on its current policy  $\pi$ . After performing action  $\mathbf{a}_t$ , the agent observes immediate reward  $r_t$  and next state  $\mathbf{s}_{t+1}$ . For a given policy  $\pi$ , the action-value function, i.e., Q-function, which measures the expected return for a given state-action pair, can be mathematically expressed as:

$$Q_\pi(\mathbf{s}, \mathbf{a}) = \mathbb{E}_\pi[G_t | \mathbf{s}_t = \mathbf{s}, \mathbf{a}_t = \mathbf{a}], \quad (2)$$

where  $G_t = \sum_{t'=1}^{\infty} \gamma^{t'} r_{t'}$  denotes the cumulative discounted reward for one trajectory, and  $\gamma \in (0, 1]$  represents the discount factor which determines the importance of future rewards relative to immediate rewards. In Q-learning, the update rule of the Q-value used for learning the optimal policy can be expressed as:

$$Q(\mathbf{s}_t, \mathbf{a}_t) \leftarrow Q(\mathbf{s}_t, \mathbf{a}_t) + \alpha [R(\mathbf{s}_t, \mathbf{a}_t) + \gamma (\max_{\mathbf{a}_{t+1}} Q(\mathbf{s}_{t+1}, \mathbf{a}_{t+1})) - Q(\mathbf{s}_t, \mathbf{a}_t)], \quad (3)$$

where  $R(\mathbf{s}_t, \mathbf{a}_t)$  denotes the immediate reward given state  $\mathbf{s}_t$  and action  $\mathbf{a}_t$ .  $\mathbf{s}_{t+1}$  denotes the next state that the agent transits to after taking action  $\mathbf{a}_t$  in state  $\mathbf{s}_t$ ,  $\mathbf{a}_{t+1}$  is the next action that the agent takes at state  $\mathbf{s}_{t+1}$ , and  $\alpha$  is the learning rate which determines how much weights is given to the new information. This algorithm iteratively improves the policy by updating the Q-value and choosing the action with the highest Q-value at each state, which aggressively targets the local optimum for every decision during exploration. Hence, the  $\epsilon$ -greedy mechanism [19], an exploration strategy, is usually used to balance the exploration and exploitation during the learning process. It uses small probability  $\epsilon$  to select a random action to encourage exploration and selects the action with the highest estimated value to exploit the current knowledge with a probability of  $1 - \epsilon$ . The update of the Q-function using  $\epsilon$ -greedy algorithm [19] can be expressed as:

$$Q_\pi(\mathbf{s}, \pi'(\mathbf{s})) = \frac{\epsilon}{|A|} \sum_{\mathbf{a} \in A} Q_\pi(\mathbf{s}, \mathbf{a}) + (1 - \epsilon) Q_\pi(\mathbf{s}, \mathbf{a}), \quad (4)$$

where  $\epsilon$  is the probability to make exploration at every time step. In practice, the probability of exploration  $\epsilon$  will be decreased gradually according to the convergence situation.

To further enhance the convergence of Q-learning, the concept of deep Q-learning has been introduced, replacing the traditional Q-table with a DNN, known as deep Q-network (DQN) [20]. DQN harnesses the computational power of

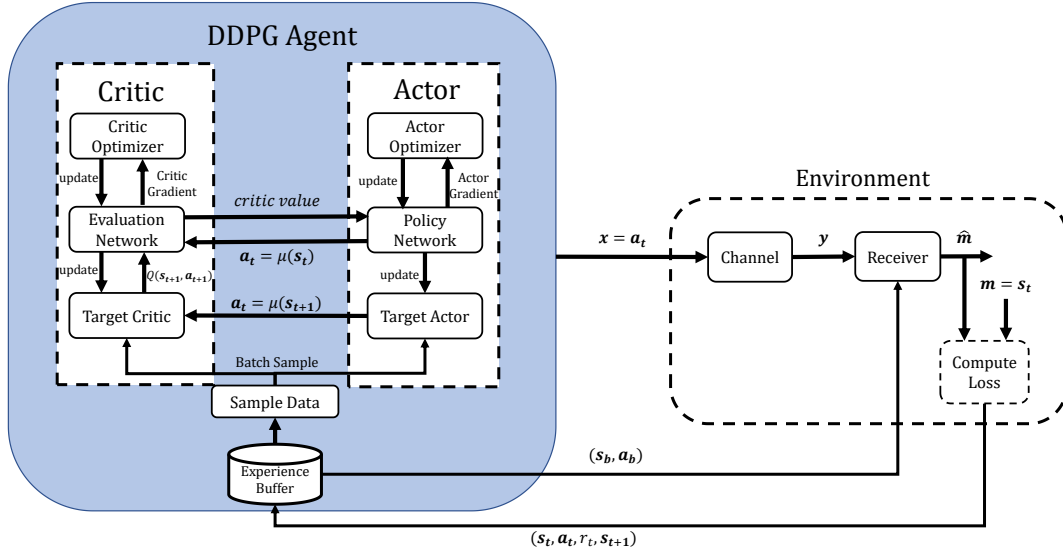


Fig. 2: Overview of DDPG-based E2E communication system.

DNN to address regression problem by taking the state-action pair as input and approximating the corresponding Q-value through predictive modelling. The primary advantage of deep Q-learning over conventional Q-learning lies in its efficiency, particularly when dealing with complex tasks in which Q-learning requires very long time to learn or even cannot obtain the optimal solution. Furthermore, deep Q-learning introduces an innovative technique known as experience replay [21]. This method involves storing accumulated information in a buffer, enabling the agent to sample from the past experience to optimize the policy network. The experience replay effectively utilizes the past cumulative experience and mitigates the issues of data correlation in the observation sequences by random sampling. However, deep Q-learning encounters several limitations. The most critical issue of deep Q-learning is that it cannot directly operate in continuous actions space, whereas many real-world applications precisely require continuous actions space. For instance, practical communication systems are often involved with continuous, time-varying encoded signal and can be difficult to measure by discrete states. Another critical challenge is the high update frequency of target network, leading to the behaviour network continuously “chasing” a moving target [22]. To overcome these challenges, this article introduces a DDPG-based approach for E2E communication systems. This proposed scheme not only handle the problem of continuous action space, but also enables joint optimizations on both the transmitter and the receiver without relying on prior channel information.

### B. End-to-End Communication Systems using DDPG

DDPG, or Deep Deterministic Policy Gradient, represents an off-policy actor-critic algorithm [23] that effectively combines the advantages of deep Q-learning and policy gradient [24]. The proposed DDPG-based system encompasses several significant features: (i) it employs a deterministic policy for network optimizations, allowing the agent to directly operate

on the continuous action space, (ii) the system adopts actor-critic approach, where the actor network is responsible for generating the deterministic action based on the current state, and the critic network provides a score that evaluates the performance of the current action, and (iii) to enable training stability, the DDPG approach utilizes two target networks - one for the actor and another for the critic. These target networks serve as time-delayed copies of their original networks that slowly track the behaviour of the behaviour networks. This off-policy design significantly contributes to the overall stability of the training process.

The schematic overview of the proposed DDPG-based E2E communication system is visualized in Fig. 2. The observation state corresponds to the input message, i.e.,  $s_t = m$ . The action corresponds to the encoded signal, i.e.,  $a_t = x$ . The received signal is represented as  $y$ , while  $\hat{m}$  signifies the estimated output message. Additionally, we have  $s_b$  and  $a_b$ , which denote the randomly sampled state and action batches from the experience buffer used for training the transmitter and the receiver. At the core of the system, the environment comprises two key elements, including the channel model and the receiver model. The DDPG agent encompasses the actor and the critic networks. The actor network, serving as the transmitter model, maps the input message  $m$  to the encoded signal  $x$  and transmits it through the unknown channel. The channel model introduces distortions to the encoded signal  $x$  before sending it to the receiver model. The receiver model then decodes and recovers the distorted signal to produce the estimated message  $\hat{m}$ . The binary cross-entropy loss [25] is employed to measure the distance between the original information  $m$  and the estimated message  $\hat{m}$ . The immediate reward after performing an action is the opposite of the computed loss since the loss negatively reflects the model performance, which can be expressed as:

$$r_t = - \sum_{i=1}^K ((s_t)_i [\log(f_{\theta_R}(\mu(s_t | \theta_T)))]_i + (1 - (s_t)_i) [\log(1 - f_{\theta_R}(\mu(s_t | \theta_T)))]_i), \quad (5)$$

where  $\theta_R$  denotes the weights of the receiver network,  $\theta_T$  denotes the weights of the transmitter network, and  $\mu(s_t|\theta_T)$  denotes the action taken by policy  $\mu$  at state  $s_t$  based on the transmitter weights  $\theta_T$ .  $f_{\theta_R}$  represents the process at the receiver model mapping the distorted signal to the estimated message, and  $K$  denotes the length of the input message. The reward  $r_t$  is the feedback signal from the receiver for updating both the actor and the critic networks at the agent.

### C. Network Architectures of Transmitter, Receiver and Critic

Fig. 3 provides an illustration of the network architectures of the transmitter, the receiver, and the critic models. In our proposed solution, CNNs are employed to facilitate the curse of the dimensionality. The detailed parameter configurations for the network architectures of the transmitter and the receiver are presented in Table I, with  $K$  denoting the block length. At the transmitter, the original message  $\mathbf{m}$  is a binary number vector of size  $K$ , i.e.,  $\mathbf{m} \in \{0, 1\}^K$ . This message  $\mathbf{m}$  serves as the input to the transmitter. More specifically, the transmitter architecture depicted in Fig. 3(a) comprises four one-dimensional convolutional (Conv1D) layers. Subsequently, an L2 normalization layer [26] is applied to normalize the total power of the encoded signal, ensuring  $\|\mathbf{x}\|^2 \leq n$ . The initial convolutional layer employs 256 filters, followed by a batch normalization layer and the Exponential Linear Unit (ELU) activation function [27]. The number of filters progressively decreases to 2 for reshaping the dimension of the encoded signal. The resulting encoded signal would be a two-dimensional vector with a length of  $K$ , representing the complex-valued symbols.

At the receiver, the estimated channel response  $\hat{\mathbf{h}}$  and the received signal  $\mathbf{y}$  are combined and served as the inputs of the receiver network. The receiver network is composed of three Conv1D layers, followed by an additional Conv1D layer with Sigmoid activation function [28]. The latter layer is responsible for generating the estimates of the probabilities associated with all possible output messages  $\mathbf{p}$ . This output message vector  $\mathbf{p}$  will be rounded to a binary number vector, i.e., the estimated message  $\hat{\mathbf{m}}$ . The block *rint* shown in Fig. 3(b) denotes that probabilities of the output vector are rounded to integers. Fig. 3(c) shows the network architecture of the critic model. The critic network takes both the message  $\mathbf{m}$  and the encoded signal  $\mathbf{x}$  as the input, and generates  $Q(\mathbf{m}, \mathbf{x})$  as the critic value, where each input follows with a flatten layer and a dense layer. The aligned inputs are then concatenated to a one-dimension vector with a length of 128. The concatenated input is then passed through three sequential layers, each consisting of a fully connected (Dense) layer followed by Batch Normalization [29] and Rectified Linear Unit (ReLU) activation function [30]. The first two Dense layers consist of 256 neurons each, while the final Dense layer has a single neuron output for generating the critic value. The

final Dense layer is followed by Batch Normalization and a linear activation function.

Type of layer	Kernel size	Output size
<b>Transmitter</b>		
Input	Input layer	$K \times 1$
Conv1D+BN+ELU	5	$K \times 256$
Conv1D+BN+ELU	3	$K \times 128$
Conv1D+BN+ELU	3	$K \times 64$
Conv1D	3	$K \times 2$
L2 Normalization	Power normalization	$K \times 2$
<b>Receiver</b>		
Input	Input layer	$K \times 4$
Conv1D+BN+ELU	5	$K \times 256$
Conv1D+BN+ELU	5	$K \times 128$
Conv1D+BN+ELU	5	$K \times 64$
Conv1D+Sigmoid	3	$K \times 1$
<b>Critic</b>		
Input1	State Input layer	$K$
Input2	Action Input layer	$K \times 2$
Flatten1	State Flatten layer	$K$
Flatten2	Action Flatten layer	$2K$
Dense1+ReLU	N/A	64
Dense2+ReLU	N/A	64
Concatenate	N/A	128
Dense+BN+ReLU	N/A	256
Dense+BN+ReLU	N/A	256
Dense+BN+Linear	N/A	1

TABLE I: Architectures of transmitter, receiver, and critic networks.

## V. TRAINING OF DDPG-BASED END-TO-END COMMUNICATION SYSTEMS

In this section, we will first introduce the overall training process. Then, the detailed training implementations of the transmitter and the receiver will be presented.

### A. Training Process Overview

The diagram overview of the training process is depicted in Fig. 2 and the pseudocode of the whole training process is presented in Algorithm 1. At the initial phase, both the actor and the critic networks are initialized with random parameters  $\theta^\mu$  and  $\theta^Q$ , respectively. Two target networks, denoted as  $\mu'$  and  $Q'$  are initialized with identical parameters for the initial equilibrium. A replay buffer with a capacity of  $C$  is initialized to store the cumulative information obtained from the environment. During the training phase, a random observation state is generated at the beginning of each episode, which can be represented as  $s_t = \mathbf{m}$ . At every time step within each episode, the actor network maps the current observation state  $s_t$  to the action, i.e., encoded signal  $\mathbf{a}_t = \mathbf{x}$ . The chosen action is then conveyed to the environment, where the observation state is considered as the label of the estimated output for calculating the loss value. Subsequently, the environment will then return the next observation state  $s_{t+1}$ , the calculated reward  $r_t$  and the *done* information as feedback to the agent, where the *done* information is a Boolean variable that determines whether to terminate the training of current episode. A collection of state, action, reward, and next state will be stored in the experience buffer of the agent. Once the data is collected, a mini-batch of experiences is randomly sampled from the replay buffer. For

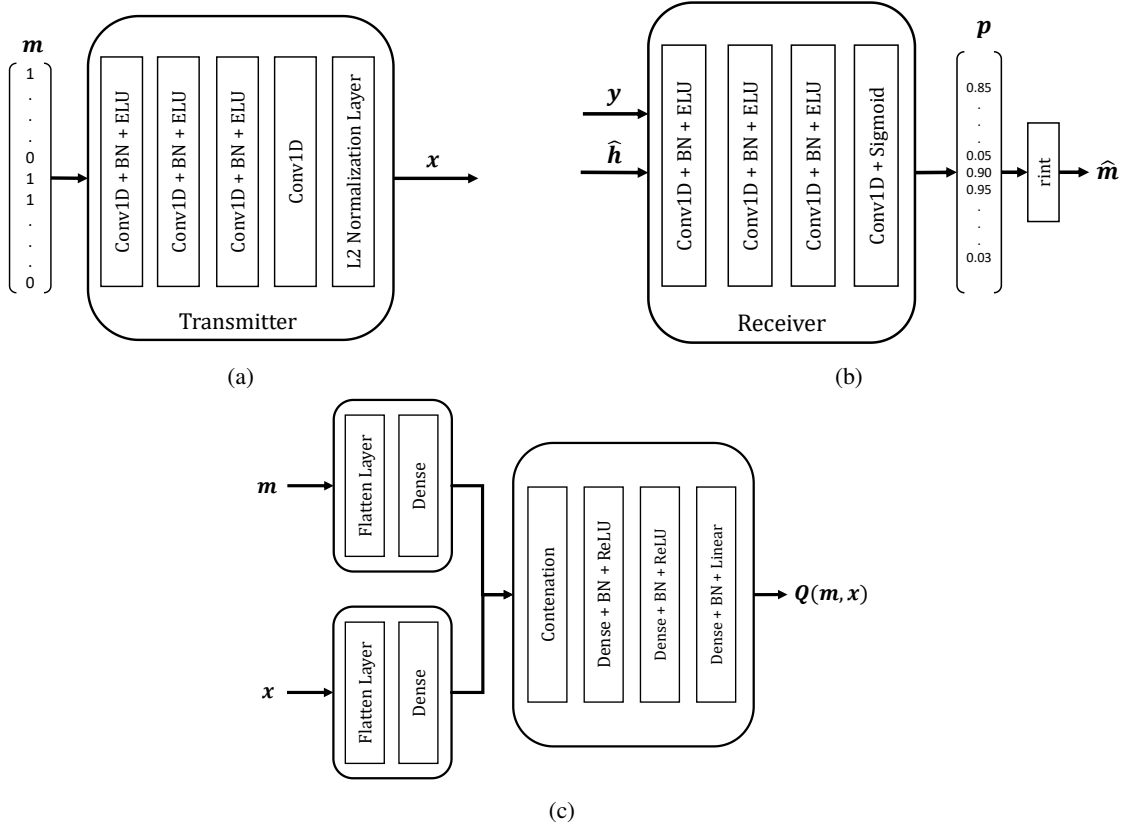


Fig. 3: Architectures of (a) transmitter, (b) receiver, and (c) critic networks.

each state-action pair in the mini-batch, the target Q-value is computed using the following equation:

$$\begin{aligned} y_i &= r_i + \gamma Q(s_{i+1}, a_{i+1}), \\ &= r_i + \gamma Q(s_{i+1}, \mu(s_{i+1} | \theta^{\mu'}) | \theta^{Q'}). \end{aligned} \quad (6)$$

The critic network is then trained to minimize the mean square error between the predicted Q-value and the target Q-value using the mini-batch of experiences. The loss function between the estimated Q-value and the target Q-value can be expressed as:

$$L = \frac{1}{B} \sum_i (y_i - Q(s_i, a_i | \theta^Q))^2, \quad (7)$$

where  $Q(s_i, a_i | \theta^Q)$  denotes the predicted Q-value generated by the behaviour networks. In the process of optimizing the actor and the critic networks, the objective is to iteratively update these networks to maximize the expected return, i.e., the expected value of the Q-function. The expected value of the Q-function can be mathematically represented as:

$$J(\theta) = \mathbb{E}[Q(s, a) |_{s=s_i, a_i=\mu(s_i)}], \quad (8)$$

where  $s_i$  denotes the current state of the environment, and  $a_i$  denotes the current action selected by the policy function, i.e.,  $a_i = \mu(s_i)$ . In the optimization process of the actor network, a crucial step is to calculate the gradient of the expected Q-value concerning the policy parameters  $\theta_\mu$ . This enables the actor network to learn to improve its policy, leading to more favorable actions in different states. The gradient of

the expected Q-value with respect to the policy parameter is mathematically formulated as:

$$\nabla_{\theta^\mu} J \approx \nabla_a Q(s, a) \nabla_{\theta^\mu} \mu(s | \theta^\mu). \quad (9)$$

To obtain a more accurate estimate of the gradient of Q-values with respect to the policy parameters that is less noisy and more representative of the overall data, we take the mean of the sum of the gradients based on a mini-batch of data using Adam optimizer [31] to update the policy parameters. The estimated gradient of Q-value by taking the mean of the sum can be expressed as:

$$\nabla_{\theta^\mu} J \approx \frac{1}{B} \sum_i s_i [\nabla_a Q(s, a | \theta^Q) |_{s=s_i, a=\mu(s_i)} \nabla_{\theta^\mu} \mu(s | \theta^\mu) |_{s=s_i}]. \quad (10)$$

Following the optimization of the behaviour networks of the actor and the critic, we proceed to update their respective target networks. This update is performed using a soft update rule, which allows the target network to slowly track the parameters of the learned networks. The optimization process of the target networks can be expressed as:

$$\theta' = \tau \theta + (1 - \tau) \theta', \quad (11)$$

where  $\theta'$  represents the parameters of target networks,  $\theta$  denotes the parameters of behaviour networks, and  $\tau$  is a hyper-parameter referred to as ‘‘soft update rate’’. This parameter controls the gradual adjustments of target network parameters to align with those of the behaviour networks, preventing

---

**Algorithm 1** DDPG for E2E Communication Systems
 

---

- 1: Randomly initialize actor network  $\mu(s | \theta^\mu)$  and critic network  $Q(s, a | \theta^Q)$
- 2: Initialize target network  $Q'$  and  $\mu'$  with the same weights
- 3: Initialize Buffer with capacity of  $C$  and batch size  $B$
- 4: **for**  $episode = 1$  to  $E$  **do**
- 5:   Initialize a random state for the input message  $s_t = m$
- 6:   Initialize the episodic reward as zero
- 7:   **for**  $step = 1$  to  $T$  **do**
- 8:     Assign next state from last iteration to current state:  $s_t = s_{t+1}$
- 9:     Select the action (encoded signal) from actor network:  $x = a_t = \mu(s | \theta^\mu)$
- 10:    Feed the state  $s_t$  and action  $a_t$  to the environment
- 11:    Observe the new state  $s_{t+1}$ , reward  $r_t$  and done information
- 12:    Store the transition  $(s_t, a_t, r_t, s_{t+1})$  to Buffer
- 13:    Sample a batch of  $B$  transitions  $(s_i, a_i, r_i, s_{i+1})$
- 14:    Set  $y_i = r_i + \gamma Q(s_{i+1}, a_{i+1})$
- 15:    Update critic Network by minimizing the loss:

$$L = \frac{1}{B} \sum_i (y_i - Q(s_i, a_i | \theta^Q))^2$$

- 16:    Update actor Network using sampled policy gradient:
 
$$\nabla_{\theta^\mu} J \approx \frac{1}{B} \sum_i \nabla_a Q(s, a | \theta^Q)|_{s=s_i, a=\mu(s_i)} \nabla_{\theta^\mu} \mu(s | \theta^\mu)|_{s=s_i}$$
  - 17:    Update Target networks for both actor and critic:
 
$$\theta^{Q'} = \tau \theta^Q + (1 - \tau) \theta^{Q'}$$

$$\theta^{\mu'} = \tau \theta^\mu + (1 - \tau) \theta^{\mu'}$$
  - 18:    Sample a random batch of  $D$  transitions  $(a_t, s_t)$
  - 19:    Train Receiver model with the sampled batch
  - 20:    **if**  $done == True$  **then**
  - 21:     Break
  - 22:    **end if**
  - 23:   **end for**
  - 24:   **if**  $stop\ criterion\ met$  **then**
  - 25:     Break Main Training Loop
  - 26:   **end if**
  - 27: **end for**
- 

abrupt policy changes during training.  $\tau$  is usually defined as a positive value that is much smaller than 1 for slow update, i.e.,  $\tau \ll 1$ . Furthermore, the receiver model undergoes supervised learning with the state-action pair batches randomly sampled from the buffer as the output data and input data, respectively. This training approach allows our proposed solution to optimize both the transmitter and the receiver without requiring prior knowledge of the channel model.

### B. Transmitter Training

Fig. 4 demonstrates the training of the transmitter (actor) and the critic networks, where  $m_b$ ,  $x_b$  and  $r_b$  are the sampled batches of messages, encoded signals, and rewards,

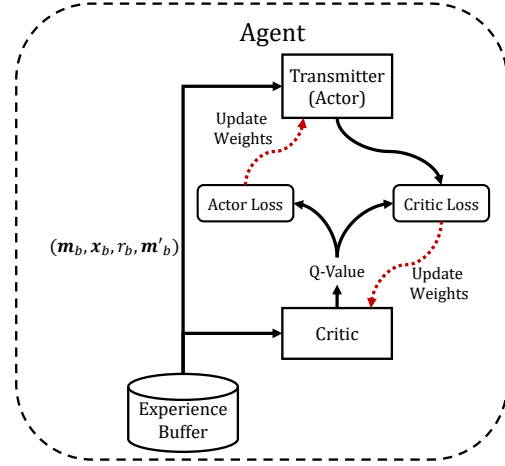


Fig. 4: Training of transmitter.

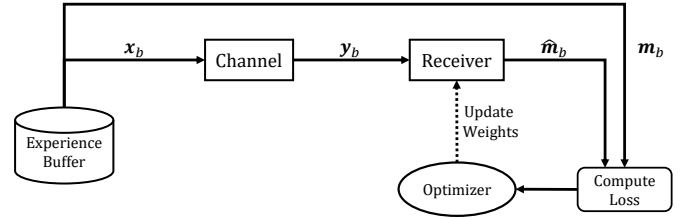


Fig. 5: Training of receiver.

respectively. The sampled batches are used to calculate the actor loss and the critic loss, which are then used for the networks' optimizations. The actor calculates its loss by taking the negative expected value of the critic's Q-value for the sampled message and encoded signal batches pair, while the critic calculates its loss by taking the mean squared error between its estimated Q-value for the sampled message and encoded signal batches pair. The actor network then updates its parameters using gradient ascent [32], while the critic network updates its parameters using gradient descent [33].

### C. Receiver Training

Fig. 5 shows the training process of the receiver model, where  $x_b$  denotes the sampled encoded signal batch from buffer,  $y_b$  denotes the received signal batch after channel distortion,  $m_b$  denotes the sampled message batch from buffer and  $\hat{m}_b$  denotes the estimated message batch generated by the receiver. At every time step, the encoded signal batch  $x_b$  and its corresponding message batch  $m_b$  are randomly sampled from the experience buffer. The received signal batch  $y_b$  and the sampled message batch  $m_b$  are considered as the input-output pair for training the receiver model in a supervised manner. The estimated message batch  $\hat{m}_b$  is then used to calculate the binary cross-entropy loss, given the sampled message batch  $m_b$  as the label. The calculated loss is used to update the weights of the receiver using the Adam optimizer [31].



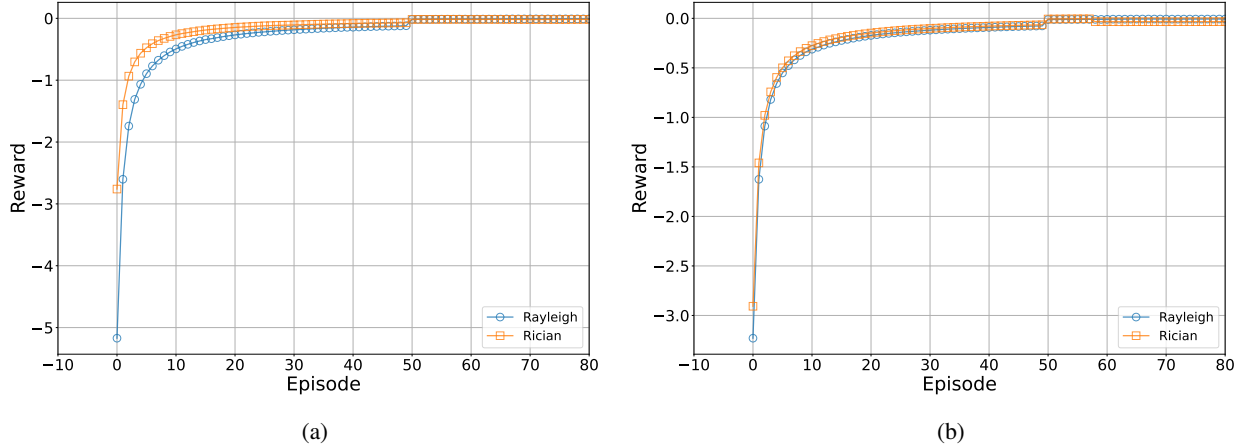


Fig. 6: Episodic reward with (a) 128-bit and (b) 256-bit block length settings under Rayleigh and Rician fading channels.

## VI. SIMULATION RESULTS

In this section, we will evaluate the performance of our proposed DDPG-based solution under Rayleigh and Rician fading channel models. In particular, the Rayleigh fading channel describes the wireless communication scenarios where there is no direct path but only none-line-of-sight (NLOS) paths during signal propagation. The amplitude of the randomly scattering signals can be described using the probability density function (p.d.f.) of Rayleigh distribution, as follows:

$$f(x) = \frac{x}{\sigma^2} e^{-\frac{x^2}{2\sigma^2}}, \quad x \geq 0, \quad (12)$$

where  $x$  is the amplitude of the signal,  $\sigma$  is the scale parameter which determines the spread of Rayleigh distribution,  $2\sigma^2 = \mathbb{E}(x^2)$  is the mean power of the signal and  $\mathbb{E}(\cdot)$  denotes statistical averaging. The Rician fading channel, on the other hand, describes the wireless communication scenario where there are both line-of-sight (LOS) and NLOS components during signal propagation. The p.d.f. of Rician distribution reflects the combined influence of LOS and NLOS effects on the signal amplitude, which can be expressed as:

$$f(x) = \frac{2L}{\sigma^2} e^{-L-\frac{x^2}{2\sigma^2}} I_0\left(\frac{xL}{\sigma^2}\right), \quad x \geq 0, \quad (13)$$

where  $x$  is the amplitude of the signal,  $\sigma$  is the scale parameter which determines the spread of Rician distribution,  $L$  is the ratio of the power of the dominant path to the scattered path,  $I_0$  is the modified Bessel function of the first kind.

The baselines for comparisons are the alternating training scheme proposed in [16] and the conditional GAN scheme proposed in [11]. The following simulations are evaluated by BER and BLER over different signal-to-noise ratio (SNR), ranging from 0 dB to 20 dB. The SNR is defined as:

$$SNR = \frac{\mathbb{E}[\frac{1}{n} \|x\|_2^2]}{\sigma^2}, \quad (14)$$

where  $\mathbb{E}[\frac{1}{n} \|x\|_2^2]$  is the expected energy per complex symbol, and  $\sigma^2$  is the noise variance.

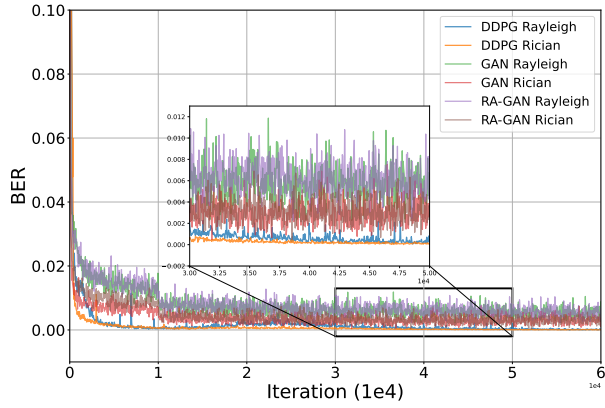
### A. Parameter Setting

For the hyper-parameters settings, the soft update rate  $\tau$  is defined as 0.005 for slow updates of the target networks. The learning rates of the actor and critic networks are set as 0.0002 and 0.0001, respectively. The number of training episodes and time steps for every episode are set as 30,000 and 500, respectively. The discount factor is set at 0.1. The training of the DDPG-based solution is implemented on Rayleigh and Rician fading channels with different block sizes, i.e., 8, 128 and 256 information bits. The Rician factor is 1, indicating that the portions of the LOS components and NLOS components are equivalent. The simulation results with small block lengths are compared to that of the alternating training scheme, as this approach cannot be trained for data transmission with large block lengths. The results with large block lengths are compared to that of the conditional GAN solution since this approach can work with large block lengths.

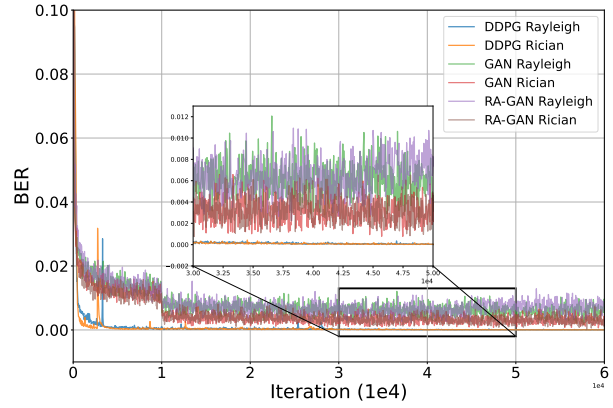
### B. Performance Evaluation

1) *Training Process*: We first evaluate the training process of the proposed DDPG approach when training SNR of 20dB under 128-bit and 256-bit block length scenarios, as shown in Fig. 6(a) and Fig. 6(b), respectively. As can be seen from the figures, the average rewards in all cases can converge close to zero under both Rayleigh and Rician fading channels within 80 episodes. It is worth noting that the reward sent from the receiver to the transmitter is the negative value of the receiver's training loss, as shown in (5). As such, an average reward approaching zero indicates a very high detection accuracy at the receiver. This verifies the feasibility of our proposed DDPG-based solution for training E2E communication systems without prior channel knowledge. In the following, we evaluate the detection performance of our proposed solution under different settings in terms of BLER and convergence rate.

2) *Convergence Rate*: We conduct the convergence analysis by comparing the convergence rates of the proposed DDPG-based solution and the baseline schemes for data transmission

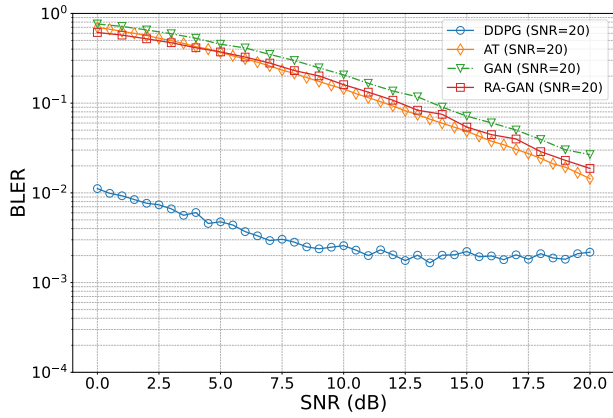


(a)

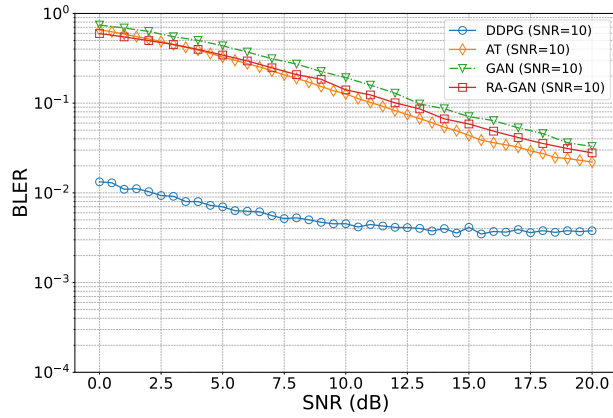


(b)

Fig. 7: BER vs. Iteration with block size of (a) 128 bits and (b) 256 bits.

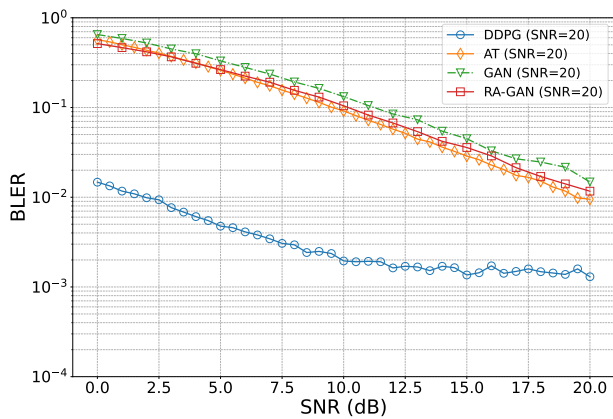


(a)

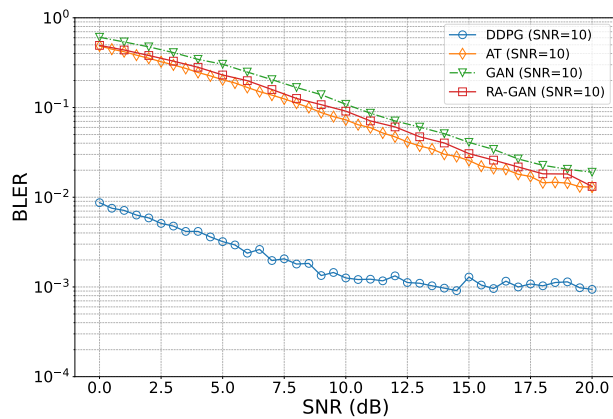


(b)

Fig. 8: BLER vs. SNR with block size of 8 and training SNR of (a) 20dB and (b) 10dB under Rayleigh fading channel.

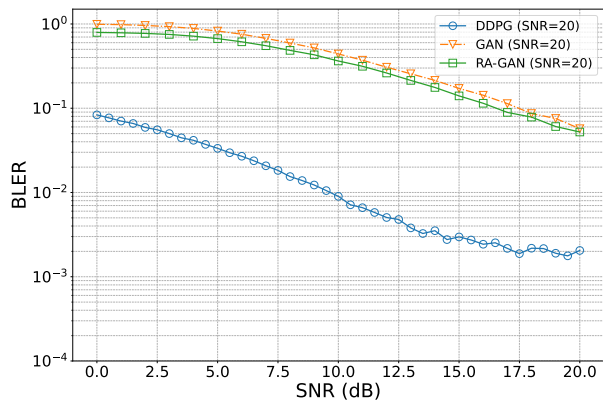


(a)

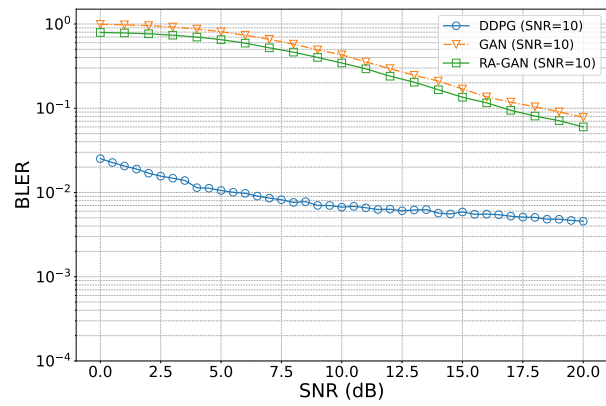


(b)

Fig. 9: BLER vs. SNR with block size of 8 and training SNR of (a) 20dB and (b) 10dB under Rician fading channel.

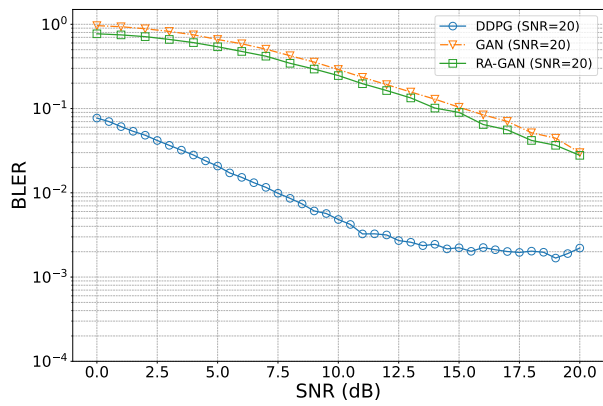


(a)

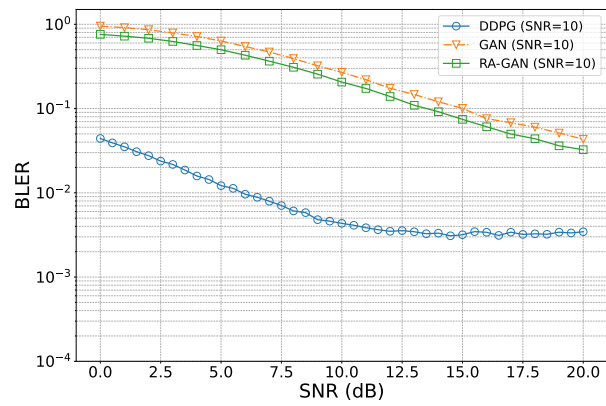


(b)

Fig. 10: BLER vs. SNR with block size of 128 and training SNR of (a) 20dB and (b) 10dB under Rayleigh fading channel.

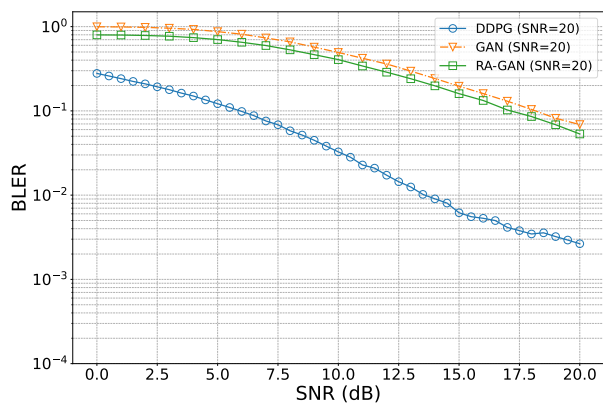


(a)

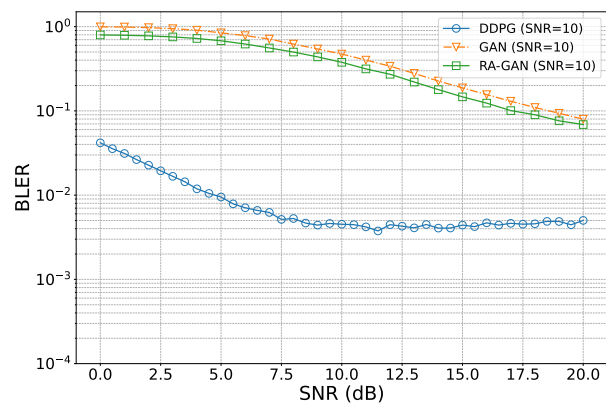


(b)

Fig. 11: BLER vs. SNR with block size of 128 and training SNR of (a) 20dB and (b) 10dB under Rician fading channel.



(a)



(b)

Fig. 12: BLER vs. SNR with block size of 256 and training SNR of (a) 20dB and (b) 10dB under Rayleigh fading channel.

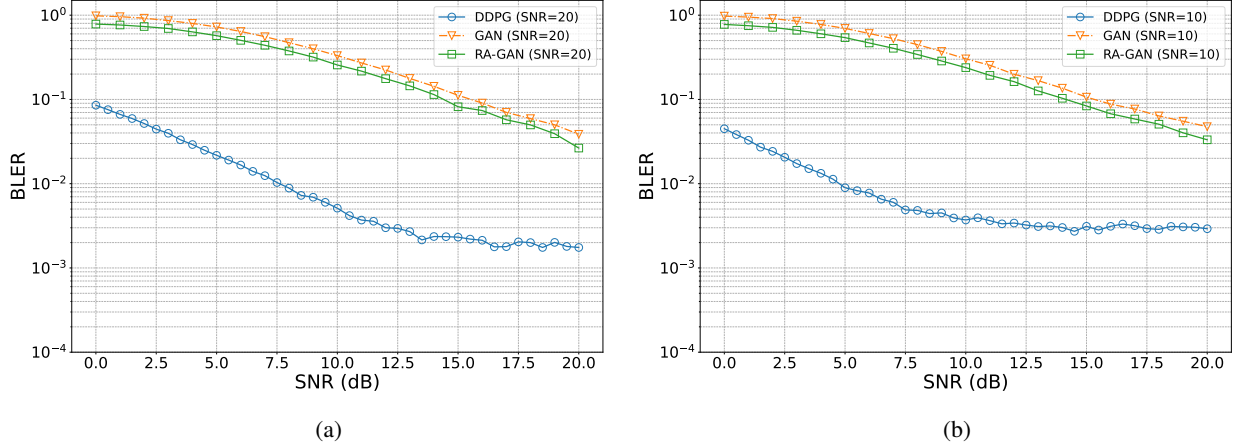


Fig. 13: BLER vs. SNR with block size of 256 and training SNR of (a) 20dB and (b) 10dB under Rician fading channel.

with large block lengths (i.e., 128 bits and 256 bits) over Rayleigh fading and Rician fading channels, as shown in Fig. 7. Fig. 7(a) shows that the proposed DDPG-based scheme starts to converge to steady state after 3,000 iterations for both Rayleigh and Rician fading channels, while the baseline schemes cannot converge. Similarly, the proposed DDPG-based solution shows better convergence than the baseline schemes across the whole training process in the context of 256-bit data transmission. To complete the convergence analysis, we have measured the averaged running time of the proposed solution and the baseline schemes on Nvidia A100 Tensor Core GPU. The averaged running time per iteration of the proposed DDPG-based solution is about  $2.687 \times 10^{-2}$  seconds, while that of the GAN based approach and the RA-GAN based approach are about  $4.490 \times 10^{-2}$  seconds and  $7.126 \times 10^{-2}$  seconds, respectively. The result demonstrates the feasibility of the proposed DDPG-based scheme to quickly adapt to new channel scenario within a much shorter training time compared to the state-of-the-art solutions.

3) *Small Block Size*: First, we consider the cases when transmitting 8 information bits per message and observe the performance of our proposed DDPG-based solution. The baseline schemes are the alternating training scheme proposed in [16], the conditional GAN based solution proposed in [11], and the residual-aided GAN based solution proposed in [13]. In particular, in Fig. 8, we vary the SNR and observe the BLER performance with train SNR of 10dB and 20dB. As can be seen from the figures, our proposed solution can obtain much better BLER performance compared to the all the baseline schemes. This demonstrates that the actor and critic networks in our proposed DDPG-based approach can efficiently learn the training process of the receiver and channel conditions through the feedback reward. Moreover, Fig. 8 suggests that training the proposed model with SNR = 10dB gives better performance than training with SNR = 20dB. This is because training the model at 20dB cannot cover low SNR ranges as good as training at 10dB which balances between low and high SNR ranges. In addition, training at 20dB can help the model to learn the characteristics of high SNR settings more

efficiently than training at 10dB.

We then consider the Rician fading channel and observe the BLER performance of our proposed solution, as shown in Fig. 9. Similar to Rayleigh channel scenarios, our proposed approach can also achieve better BLER performance than all the baseline schemes. This demonstrates the effectiveness of our solution in different wireless settings. It is worth noting that the proposed DDPG algorithm is an online learning algorithm. As such, it can adjust its encoding policy at the transmitter very quickly (within 80 episodes as demonstrated in Fig. 6) based on the channel conditions.

4) *Large Block Size*: Next, we compare our proposed solution with the GAN solution<sup>1</sup> proposed in [11] and the RA-GAN solution proposed in [13] in terms of BLER with the block length of 128 and 256 information bits under the Rayleigh and Rician fading channels, as shown in Fig. 10, Fig. 11, Fig. 12, and Fig. 13, respectively. As can be observed, the proposed solution shows considerable improvement in BLER compared to the baseline schemes under both Rayleigh and Rician fading channels. The conditional GAN method utilizes conditional GANs to represent the channel effect in wireless communications, thereby connecting the transmitter and the receiver, which allows the gradient to be back-propagated from the receiver DNN to the transmitter DNN. However, the conditional GAN method cannot guarantee the availability of gradient when training the data with the large dimensional block length. The RA-GAN solution demonstrates slight performance improvement by utilizing ResNet and  $l_2$  regularization, but it cannot effectively mitigate the local optimization arising from BP. During the BP process from the receiver to the transmitter, via the generator-based channel, there is a certain degree of information loss in the error gradient, potentially leading to performance degradation. In contrast, the proposed DDPG-based approach circumvents

<sup>1</sup>As mentioned, other approaches in the literature adopted the one-hot encoding mechanism that exponentially increases the size of input messages when increasing the block length. As such, for 128-bit and 256-bit messages, we only compare our solution with the conditional GAN approach and the residual-aided GAN approach.

the blocked gradient problem by using the reward feedback mechanism to jointly train the transmitter and the receiver networks. The reward signal feedback perfectly reserves the loss information of the receiver network, which explains the overall performance improvement of the proposed DDPG solution.

## VII. CONCLUSION

In this article, we have proposed a DDPG-based E2E learning solution to relax the requirement of the prior channel model in conventional E2E communication systems. The proposed solution can also overcome the curse of dimensionality problem in E2E communication systems, which enables data transmission with large block length (i.e., 256 bits). In particular, with the DDPG algorithm, the transmitter can update its DNN by learning from the reward, i.e., loss value, sent from the receiver, given the current state, i.e., bitstream, and the chosen action, i.e., encoded symbol. In this way, implicit information about the training process of the receiver DNN can be learned by the transmitter to adapt its DNN, and thus improving the whole system's performance. The simulation results in various wireless communication scenarios have demonstrated the effectiveness and significant improvement of our proposed solution compared to other solutions in the literature. In addition, the convergence analysis demonstrates better convergence of the proposed DDPG-based scheme compared to the baseline schemes across the whole training process.

## REFERENCES

- [1] B. Zhang and N. Van Huynh, "Deep deterministic policy gradient for end-to-end communication systems without prior channel knowledge," to be presented at 2023 IEEE GLOBECOM, Kuala Lumpur, Malaysia, 4-8 Dec. 2023.
- [2] S. Dörner, S. Cammerer, J. Hoydis, and S. t. Brink, "Deep learning based communication over the air," *IEEE Journal of Selected Topics in Signal Processing*, vol. 12, no. 1, pp. 132–143, Feb. 2018.
- [3] E. Zehavi, "8-PSK trellis codes for a rayleigh channel," *IEEE Transactions on Communications*, vol. 40, no. 5, pp. 873–884, May. 1992.
- [4] T. O'shea and J. Hoydis, "An introduction to deep learning for the physical layer," *IEEE Transactions on Cognitive Communications and Networking*, vol. 3, no. 4, pp. 563–575, Oct. 2017.
- [5] B. Zhu, J. Wang, L. He, and J. Song, "Joint transceiver optimization for wireless communication phy using neural network," *IEEE Journal on Selected Areas in Communications*, vol. 37, no. 6, pp. 1364–1373, June 2019.
- [6] O. Jovanovic, M. P. Yankov, F. Da Ros, and D. Zibar, "Gradient-free training of autoencoders for non-differentiable communication channels," *Journal of Lightwave Technology*, vol. 39, no. 20, pp. 6381–6391, Aug. 2021.
- [7] T. Gruber, S. Cammerer, J. Hoydis, and S. t. Brink, "On deep learning-based channel decoding," in 2017 51st Annual Conference on Information Sciences and Systems (CISS), Mar. 22-24 Mar. 2017, pp. 1–6.
- [8] P. Werbos, "Backpropagation through time: what it does and how to do it," *Proceedings of the IEEE*, vol. 78, no. 10, pp. 1550–1560, 1990.
- [9] I. Goodfellow, J. Pouget-Abadie, M. Mirza, B. Xu, D. Warde-Farley, S. Ozair, A. Courville, and Y. Bengio, "Generative adversarial networks," *Communications of the ACM*, vol. 63, no. 11, pp. 139–144, 2020.
- [10] H. Ye, G. Y. Li, B.-H. F. Juang, and K. Sivanesan, "Channel agnostic end-to-end learning based communication systems with conditional gan," in 2018 IEEE Globecom Workshops (GC Wkshps), 2018, pp. 1–5.
- [11] H. Ye, L. Liang, G. Y. Li, and B.-H. Juang, "Deep learning-based end-to-end wireless communication systems with conditional gans as unknown channels," *IEEE Transactions on Wireless Communications*, vol. 19, no. 5, pp. 3133–3143, 2020.
- [12] K. He, X. Zhang, S. Ren, and J. Sun, "Deep residual learning for image recognition," in *Proceedings of the IEEE conference on computer vision and pattern recognition*, 2016, pp. 770–778.
- [13] H. Jiang, S. Bi, L. Dai, H. Wang, and J. Zhang, "Residual-aided end-to-end learning of communication system without known channel," *IEEE Transactions on Cognitive Communications and Networking*, vol. 8, no. 2, pp. 631–641, 2022.
- [14] D. T. Hoang, N. Van Huynh, D. N. Nguyen, E. Hossain, and D. Niyato, *Deep Reinforcement Learning for Wireless Communications and Networking: Theory, Applications and Implementation*. John Wiley & Sons, 2023.
- [15] V. Raj and S. Kalyani, "Backpropagating through the air: Deep learning at physical layer without channel models," *IEEE Communications Letters*, vol. 22, no. 11, pp. 2278–2281, 2018.
- [16] F. A. Aoudia and J. Hoydis, "End-to-end learning of communications systems without a channel model," in 2018 52nd Asilomar Conference on Signals, Systems, and Computers. IEEE, Oct. 2018, pp. 298–303.
- [17] —, "Model-free training of end-to-end communication systems," *IEEE Journal on Selected Areas in Communications*, vol. 37, no. 11, pp. 2503–2516, 2019.
- [18] M. Goutay, F. A. Aoudia, and J. Hoydis, "Deep reinforcement learning autoencoder with noisy feedback," in 2019 International Symposium on Modeling and Optimization in Mobile, Ad Hoc, and Wireless Networks (WiOPT). IEEE, Jul. 2019, pp. 1–6.
- [19] P. Paavai Anand et al., "A brief study of deep reinforcement learning with epsilon-greedy exploration," *International Journal Of Computing and Digital System*, Aug. 2021.
- [20] S. Gu, T. Lillicrap, I. Sutskever, and S. Levine, "Continuous deep q-learning with model-based acceleration," in *International Conference on Machine Learning*. PMLR, 2016, pp. 2829–2838.
- [21] S. Zhang and R. S. Sutton, "A deeper look at experience replay," *arXiv preprint arXiv:1712.01275*, 2017.
- [22] J. Jäger, F. Helfenstein, and F. Scharf, *Bring Color to Deep Q-Networks: Limitations and Improvements of DQN Leading to Rainbow DQN*. Springer International Publishing, Jan. 2021, pp. 135–149.
- [23] V. Konda and J. Tsitsiklis, "Actor-critic algorithms," *Advances in Neural Information Processing Systems*, vol. 12, 1999.
- [24] T. P. Lillicrap, J. J. Hunt, A. Pritzel, N. Heess, T. Erez, Y. Tassa, D. Silver, and D. Wierstra, "Continuous control with deep reinforcement learning," *arXiv preprint arXiv:1509.02971*, Jul. 2019.
- [25] U. Ruby and V. Yendapalli, "Binary cross entropy with deep learning technique for image classification," *Int. J. Adv. Trends Comput. Sci. Eng.*, vol. 9, no. 10, 2020.
- [26] T. Van Laarhoven, "L2 regularization versus batch and weight normalization," *arXiv preprint arXiv:1706.05350*, Jun. 2017.
- [27] D.-A. Clevert, T. Unterthiner, and S. Hochreiter, "Fast and accurate deep network learning by exponential linear units (elus)," *arXiv preprint arXiv:1511.07289*, Feb. 2016.
- [28] S. Narayan, "The generalized sigmoid activation function: Competitive supervised learning," *Information Sciences*, vol. 99, no. 1-2, pp. 69–82, 1997.
- [29] S. Ioffe and C. Szegedy, "Batch normalization: Accelerating deep network training by reducing internal covariate shift," in *International Conference on Machine Learning*. PMLR, 2015, pp. 448–456.
- [30] V. Nair and G. E. Hinton, "Rectified linear units improve restricted boltzmann machines," in *Proceedings of the 27th International Conference on Machine Learning (ICML-10)*, 2010, pp. 807–814.
- [31] D. P. Kingma and J. Ba, "Adam: A method for stochastic optimization," *arXiv preprint arXiv:1412.6980*, 2014.
- [32] N. Khaneja, T. Reiss, C. Kehlet, T. Schulte-Herbrüggen, and S. J. Glaser, "Optimal control of coupled spin dynamics: design of nmr pulse sequences by gradient ascent algorithms," *Journal of Magnetic Resonance*, vol. 172, no. 2, pp. 296–305, 2005.
- [33] S. Ruder, "An overview of gradient descent optimization algorithms," *arXiv preprint arXiv:1609.04747*, 2016.