

Structured Knowledge Base Enhances Effective Querying of Large Language Models for Metadata Curation

Sowmya S. Sundaram, Ph.D.¹, Benjamin Solomon, M.D., Ph.D.^{1,2}, Avani Khatrri M.S.², Anisha Laumas A.B.^{1,2}, Purvesh Khatrri, Ph.D.^{1,2} and Mark A. Musen, M.D., Ph.D.¹

¹Center for Biomedical Informatics Research, School of Medicine, Stanford University, Stanford, California, USA; ²Institute for Immunity, Transplantation and Infection, School of Medicine, Stanford University, Stanford, California, USA

Abstract

Metadata play a crucial role in ensuring the findability, accessibility, interoperability, and reusability of datasets. This paper investigates the potential of large language models (LLMs), specifically GPT-4, to improve adherence to metadata standards. We conducted experiments on 200 random data records describing human samples relating to lung cancer from the NCBI BioSample repository, evaluating GPT-4's ability to suggest edits for adherence to metadata standards. We computed the adherence accuracy of field name-field value pairs through a peer review process, and we observed a marginal average improvement in adherence to the standard data dictionary from 79% to 80% ($p < 0.5$). We then prompted GPT-4 with domain information in the form of the textual descriptions of CEDAR templates and recorded a significant improvement to 97% from 79% ($p < 0.01$). These results indicate that, while LLMs may not be able to correct legacy metadata to ensure satisfactory adherence to standards when unaided, they do show promise for use in automated metadata curation when integrated with a structured knowledge base.

Introduction

Data sharing, a pivotal requirement for good science that is now required by most funding agencies, continues to be a challenging prospect. Researchers hoping to take advantage of shared datasets in public repositories encounter many roadblocks, such as finding relevant datasets, understanding precisely what the investigators have done, and comparing myriad sources. The desire to share data in a manner that promotes findability, accessibility, interoperability, and reusability led to the articulation of the FAIR principles¹. The FAIR principles emphasize the importance of *metadata* (annotations that describe the corresponding dataset and the experiments that were performed to obtain the data) and metadata that are “rich” and that adhere to the standards of the relevant scientific community.¹ We propose an automated method of performing metadata standardization using natural language processing techniques and a metadata knowledge base.

Creating metadata standards and evaluating adherence to these standards likewise are difficult, due to several factors. The issue of *representational heterogeneity*, for example, is one major roadblock in ensuring adherence to metadata standards. There are plenty of ways by which metadata can be represented (for example, one can label age as “age,” “age in years,” “Age,” and so on)³. This heterogeneity has led many scientific communities to adopt metadata standards. Unfortunately, ignorance of these standards—or the existence of multiple standards—reduces their efficacy. More often, investigators simply choose to ignore standards. Our prior research on BioSample³ records reveals significant discrepancies in the adherence of metadata to the data dictionary (as specified by NCBI), such as the widespread absence of adherence to data types, failure to use recommended names for metadata fields, and disregard for suggested ontologies when entering field values.

The task of evaluating and correcting metadata to adhere to community standards involves language understanding. Since the advent of Large Language Models (LLMs), many attempts have been made to exploit the language understanding capabilities of LLMs for a wide variety of domains^{4,5}. The large size of LLMs, coupled with the enormous amounts of text data available on the World Wide Web used to train them, leads LLMs to model language well. As the task of LLMs is only language modeling, factual accuracy over the generated text cannot be ensured. Thus, they suffer from *hallucinations* (false statements). This problem hinders the application of LLMs for many

tasks. Some applications of LLMs described in the literature are aimed at metadata extraction and generation^{6,7}. For example, missing metadata might be filled by *prompting* the LLM to summarize data samples. Prompt engineering is a commonly used technique for eliciting domain-specific information. Prompts are helper texts attached to queries such that the input text resembles text that LLMs are trained on. Another method of prompting is that of describing how a typical input and output may look. Including examples in the prompt is also known as few-shot prompting. In many of these applications, the *modus operandi* is to utilize prompts to generate metadata descriptions from datasets for downstream tasks such as question answering and record classification.

To the best of our knowledge, our work is the first comprehensive effort using LLMs for metadata correction with a rigorous emphasis on field values adhering to ontological restrictions if applicable and with a peer evaluation that establishes the usefulness of our approach. This work builds on top of the research previously done by our laboratory in exploring word embeddings for metadata correction¹⁷. In this paper, we explore how LLMs can correct the metadata used to annotate legacy datasets to improve adherence to metadata guidelines. We first use LLMs to correct existing metadata in a public dataset. We conducted our initial experiments on the BioSample database², which we selected due to its popularity, extensive metadata descriptions, and our laboratory's prior familiarity with it. With prompt engineering, we assessed the ability of the popular LLM GPT-4 to make metadata adhere to BioSample's metadata standards.

In our experiment, we found unsatisfactory error rates (nearly 20%) when GPT-4 acted unaided, but these rates decreased significantly (to 3%,) when we enhanced GPT-4's performance by providing it with access to a structured knowledge base in the form of metadata templates from the Center for Expanded Data Annotation and Retrieval (CEDAR)⁸. The CEDAR Workbench is a platform designed to facilitate the creation and sharing of metadata for scientific data. CEDAR offers a Web-based interface that allows users to encode community standards for metadata in a machine-actionable form. Hence, CEDAR is a natural choice for a knowledge base for metadata. Figure 1 shows how CEDAR contains the metadata template based on the recommendations from BioSample and suggests field values for the field named “tissue.”

The screenshot shows the CEDAR Workbench interface for a 'BioSample Human' record. The form includes the following fields:

- Sample Name:** 056
- Organism:** Homo sapiens
- Tissue:** A dropdown menu is open, showing suggestions:
 - blood (UBERON) (50%)
 - liver (UBERON) (9%)
 - bone marrow (UBERON) (6%)
 - breast (UBERON) (6%)
 - lymph node (UBERON) (6%)
 - lung (UBERON) (6%)
 - colon (UBERON) (6%)
- Sex:** (empty)
- Isolate:** (empty)
- Age:** (empty)
- Biomaterial Provider:** (empty)
- Attribute:** A section with 'Name' and 'Value' sub-fields.

At the bottom of the form, there are three buttons: 'CANCEL', 'VALIDATE', and 'SAVE'.

Figure 1. Screenshot of CEDAR template for BioSample and the ontological suggestions for field name “tissue”

Methods

We selected from BioSample a dataset consisting of 200 records using the Mersenne Twister algorithm for randomization¹². We selected records that were associated with human samples that contain a mention of "lung cancer." We chose to explore lung cancer as our experimental domain due to the abundance of varied metadata descriptions within a compact sample size, making it conducive to peer review. We then chose GPT-4 as the LLM for our work, as it has been reported to perform competitively on a wide range of tasks¹³. Our goal was to assess the metadata's adherence to community standards across three versions of each metadata record:

1. The original BioSample record (hereinafter referred to as BioSample)
2. GPT-4's correction of the original record without reference to the CEDAR template (hereinafter referred to as LLM)
3. GPT-4's correction with the CEDAR template as input (hereinafter referred to as LLM+CEDAR)

For the LLM setting, we provided GPT-4 with a prompt containing a string that introduced the text of the BioSample record and we outlined the desired attributes of metadata quality. The prompt we used was "Here is a record from BioSample describing a sample from a patient diagnosed with lung cancer. Ensure that the field names and field values make sense." For the LLM+CEDAR setting, we provided GPT-4 with a prompt additionally containing the template provided by CEDAR for BioSample. The prompt was: "Here is a record from BioSample describing a sample from a patient diagnosed with lung cancer. Ensure that the field names and field values make sense. Following the BioSample record is a template describing the allowed field names and values. Transform the record to adhere to the template."

We used two methods of evaluation to assess the adherence of our test metadata to community standards - automated evaluation and peer evaluation. For **automated evaluation**, we wrote a program that tested whether field values adhered to ontological restrictions for certain field names. We chose three field names that were linked to ontologies in the BioSample data dictionary. For the evaluation, we utilized the outcome measure of determining the percentage of fields in both the original and "corrected" metadata data whose values adhered to the specified ontological restriction. This matching was performed through string matching to a list of class names. The fields considered were (1) *tissue* (matching to UBERON), (2) *disease* (matching to the Disease Ontology), and (3) *cell type* (matching to the Cell Ontology). For **peer evaluation**, three of us (a pediatrics research postdoctoral scholar [BS], an immunology researcher [AL], and a medical data scientist [AK]) worked with sample datasets to evaluate the errors in the data records. In the peer evaluation setup, we recorded two measures for every record that we considered from BioSample:

1. Adherence accuracy of a record = $1 - (\text{number of adherence errors per field} / \text{total number of fields})$
2. Error count of a record = the total number of errors per record

A pertinent point to note here is that the automated evaluation and the peer evaluation concern two different tasks. In the automated evaluation, adherence accuracy of specific field–value pairs are recorded. In the peer evaluation, every field is evaluated and aggregated according to the formulae presented above.

Results

Let us have a look at the metadata adherence quality of our three versions of records. Figure 3 shows an example of a metadata record with an obvious error, before and after being “corrected” by GPT-4.

BioSample Record	GPT-4 “Correction” (LLM)
isolate : TN_32 age : 67 sex : female tissue : lung cancer	Sample Isolate Identifier: TN_32 Age of Donor: 67 Sex of Donor: Female Sampled Tissue: Lung (afflicted with cancer)

Figure 2: LLM Correction for Metadata Adherence

GPT-4 correctly recognized that “lung cancer” is not a tissue and attempted to correct it. However, without access to the metadata guidelines, it could not ensure that the field value should be a string from “Uberon Multi-Species Anatomy Ontology (UBERON)¹¹,” for better findability. Table 2 shows the same metadata record depicted in Figure 2, before and after being corrected by GPT-4—first working alone and then working in conjunction with BioSample template from the CEDAR Workbench. The addition of domain knowledge to LLMs is a well-studied problem^{9,10}. In our work, we leverage domain expertise to uphold metadata standards.

BioSample Record	GPT-4 “Correction” (LLM)	LLM + CEDAR
isolate : TN_32 age : 67 sex : female tissue : lung cancer	Sample Isolate Identifier: TN_32 Age of Donor: 67 Sex of Donor: Female Sampled Tissue: Lung (afflicted with cancer)	biosample_accession: NA sample_name: TN_32 bioproject_accession: NA organism: Homo sapiens isolate: TN_32 age: 67 sex: female tissue: lung disease: lung cancer health_state: Diseased sample_type: Tissue treatment: NA ethnicity: NA race: NA sample_type: Tissue

Figure 3: LLM Correction for Metadata Adherence with CEDAR

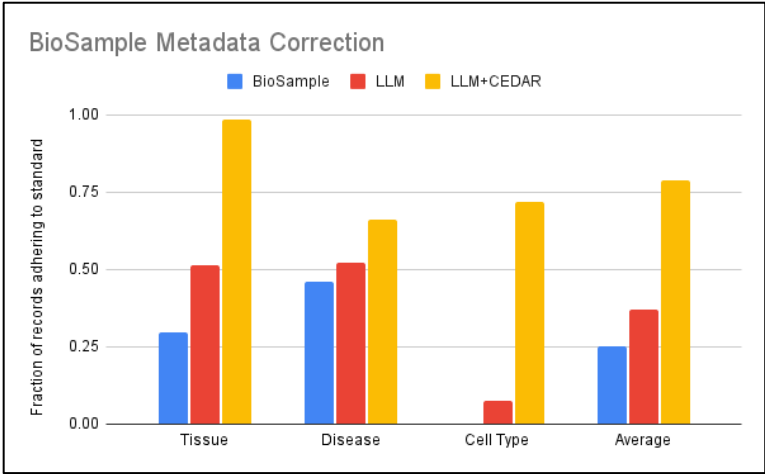


Figure 4. Mean adherence accuracy of three field names – ‘tissue’, ‘disease’ and ‘cell type’. For each field name, we checked whether the value adhered to the ontological restriction recommended by domain expert (tissue: UBERON, disease:DO and cell type: CL). The fraction of positive adherence to the total number of records is presented in this figure for the three settings – BioSample, LLM and LLM+CEDAR

The results of the automated evaluation are presented in Figure 3. Consider the BioSample record in Table 1 which has 1 error (tissue field name has a value that corresponds to a disease). The error count for this record is 1 and the adherence accuracy of the sample is 0.75 where 3 field names have no obvious error out of 4. We calculate error count

irrespective of the number of field names to demonstrate that, despite “LLM+CEDAR” consisting of **more field names introduced by the template**, the average error is reduced.

On average, the adherence to standards for LLM-and-CEDAR-informed records performed ~50% higher, than that of the original BioSample records ($p < 0.01$). We used Mann-Whitney U-test for all the statistical significance calculations¹⁴.

Figure 5 and 6 show the results of peer evaluation. Table 3 presents the mean adherence accuracy of samples. On average, the correctness of “LLM” is minimally better than “BioSample” ($p < 0.5$) and the correctness of “LLM+CEDAR” is significantly better than “BioSample” ($p < 0.01$). Table 4 presents the mean error count. Here also, the error count of “LLM” is less than that of “BioSample” ($p < 0.01$) and the error count of “LLM+CEDAR” is less than that of “BioSample” ($p < 0.01$).

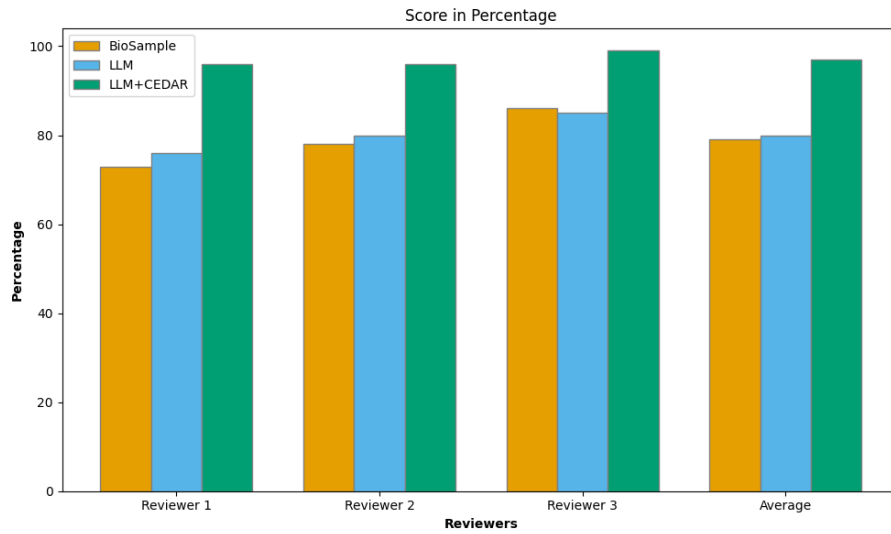


Figure 5. Reviewer analysis and scoring of records. Every field-value pair is evaluated for factual correctness and the fraction of correct pairs to the total is average over the 200 records. The percentages are presented above

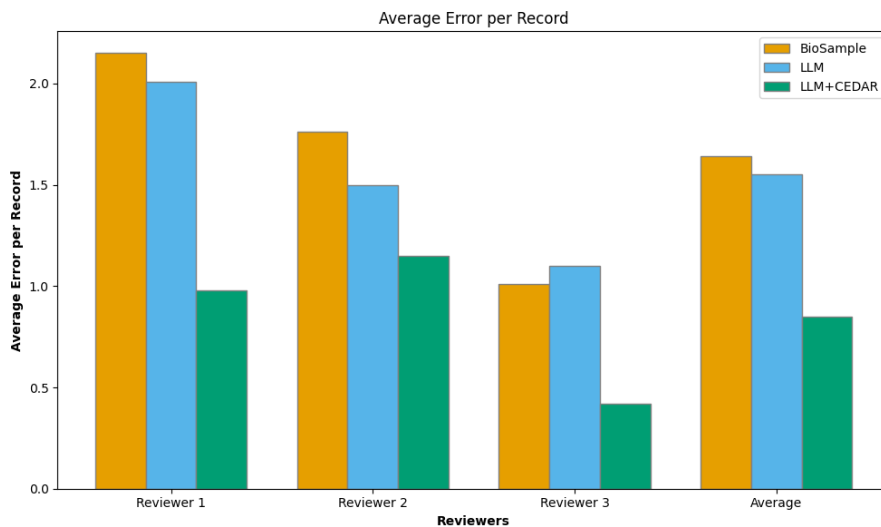


Figure 5. Reviewer analysis and scoring of records. Every field-value pair is evaluated for factual correctness and the number of errors is recorded. Then, these error values are averaged over 200 records.

The peer evaluation makes the usefulness of adding CEDAR to GPT-4 prompts clear. Generally, the LLM-and-CEDAR records exhibit notably better performance compared to the original BioSample records. The average correctness increases from 79 percent to 97 percent ($p<0.01$) and the average error reduces from 1.64 per record to 0.85 per record ($p<0.01$). This result is especially interesting, as the LLM+CEDAR version, on average, has more field names than the original BioSample record.

Table 5. Inter-rater Agreement on Record Errors among Peer Reviewers

	Annotator 1	Annotator 2	Annotator 3
Annotator 1	1.00	0.34	0.06
Annotator 2	0.34	1.00	0.10
Annotator 3	0.06	0.11	1.00

In Table 5, we present the inter-rater agreement of factual errors in records among the three peer reviewers for all the three versions of the samples, using Cohen’s kappa measure.

Discussion

The introduction of LLMs has sparked significant excitement and anticipation in many scientific disciplines and in the general population. The large size of LLM training data and the wide scope of potential subject matter has led to massive experimentation. However, this enthusiasm is often met with disappointment when LLMs are utilized in contexts that are highly specialized, require high precision, or require knowledge that is not easily describable through text. This discrepancy between expectation and reality highlights a critical challenge in effectively deploying LLMs across diverse applications. In this paper, we initiate our discussion by acknowledging this phenomenon, recognizing the superior language modeling skills of the LLMs and, at the same time, highlight the need for caution for many applications and domains. By addressing this issue head-on, we aim to contribute to a deeper understanding of the practical considerations and challenges associated with deploying LLMs in real-world scenarios.

The idea of including domain knowledge for enhancing the performance of large language models is an established doctrine. Traditionally, incorporating domain knowledge into language models has been achieved through methods such as fine-tuning with domain-specific examples or employing specialized language models trained on domain-specific training data, such as BioMedLM¹⁵. However, these approaches face limitations for specialized domains and complicated downstream processing tasks.

Metadata, while crucial for structuring and contextualizing data, present unique obstacles for language models such as GPT-4. LLMs like GPT-4 are trained using vast amounts of text data from diverse sources such as books, articles, websites, and other written material. This process, known as pre-training, involves feeding the model with this extensive dataset to learn the structure, grammar, context, and nuances of the language. During pre-training, the model learns to predict the next word in a sentence, thereby acquiring a broad understanding of linguistic patterns and knowledge. However, one of the critical challenges in developing LLMs for specific tasks, such as metadata curation, is the scarcity of high-quality, domain-specific metadata.

Apart from creating a new LLM, we have methods to augment existing LLMs for our task. One way of doing that is prompt engineering, which involves carefully designing the input given to a language model to elicit the desired

output. This can include providing context by including relevant background information or instructions in the prompt. It can also involve using few-shot examples by providing a few examples of the task to guide the model's response. Additionally, structured prompts using templates or specific formatting can guide the model. For metadata-related tasks in bioinformatics, prompt engineering can involve specifying the structure of the metadata, including required fields, and providing examples of well-formed metadata entries. This can help guide the model to generate more accurate and consistent metadata. Our proposed method is a form of prompt engineering which derives information from CEDAR for context.

Our investigation revealed that, while prompt engineering shows promise in leveraging domain knowledge, there might be scope for improvement by having a knowledge base for the task of prompting itself. In our experiment, while GPT-4 alone could make linguistic corrections and some factual corrections, it could not ensure completeness, correctness, or consistency. For example, it could not produce links to ontologies, a criterion for findability and interoperability even after being explicitly prompted to do so. Adding the name of the required ontology, as specified by the CEDAR template, enhanced the performance on this front. By leveraging CEDAR templates, we can tailor prompt engineering strategies to specific domains, thereby enhancing the language model's ability to adhere to community standards in diverse contexts. This objective aligns with the principles of the FAIR data initiative, emphasizing the need for high-quality metadata in ensuring data are findable, accessible, interoperable, and reusable.

Our study also reveals that though the combined usage of GPT-4 and CEDAR is powerful for metadata standardization, the process is still prone to a few errors. For example, though the field value for a tissue sample was correctly retrieved from the UBERON ontology and labeled lung, the description revealed it to be a plasma sample and hence was incorrect. These errors prompt the necessity of having a peer evaluation and we acknowledge that such a process is time consuming and non-scalable to larger datasets. In our investigation, we find that the reviewers often disagree with the number of errors per record. Since there is no consensus what good metadata looks like, there is high variability in individual scores. We have included a diverse set of reviewers who score errors in the records (whether they may be factual, adherence errors or incorrect transformation of the input BioSample record) differently. Given the variability of factors, the scoring varied among reviewers. However, the reviewers *consistently* score the GPT-4 and CEDAR records significantly higher than both GPT-4 augmented records and the original BioSample records.

Another popular method of eliciting information from LLMs is to use structured knowledge. One way of doing this is to use the Retrieval Augmented Generation pipeline. RAG pipelines combine retrieval-based methods with generative models to enhance the generation process with relevant external knowledge. The pipeline first retrieves relevant documents or pieces of information from a large knowledge base. This retrieved information is then used to augment the input to a generative model. The generative model, now enriched with relevant knowledge, produces the final output. For example, in bioinformatics, a RAG pipeline might retrieve relevant research papers, clinical trial results, or database entries to augment the generation of a scientific report or metadata description. This approach can significantly improve the accuracy and relevance of the generated content by grounding it in real-world data. In future, we can experiment with multiple domains and use CEDAR as source for a RAG based architecture. Since we restricted ourselves to a single database, we used that template directly. A second way of incorporating knowledge is through the use of knowledge graphs. A knowledge graph is a structured representation of knowledge that illustrates the relationships between different concepts or entities. In bioinformatics, knowledge graphs can be used to model complex biological systems, such as the interactions between genes, proteins, diseases, and drugs. By incorporating domain-specific knowledge, knowledge graphs can help enhance the performance of language models in tasks such as information retrieval, question answering, and data integration. However, the semi-structured nature of metadata makes it challenging to directly apply knowledge graphs. Metadata often include a mix of structured information (like key-value pairs) and unstructured text (like descriptions), making it difficult to map everything into a graph format.

Our study also reveals that, although the combined usage of GPT-4 and CEDAR is powerful for metadata standardization, the process is still prone to a few errors. For example, although the field value for a tissue sample was

correctly retrieved from the UBERON ontology and labeled *lung*, the original BioSample record mentioned it is a plasma sample and hence was incorrect. This error occurred as the frequent usage of the words *lung* and *lung cancer* increased the importance of lung from UBERON vis-à-vis plasma. As both plasma and lung are from UBERON, it was hard to detect this error from the automated adherence test. Hence, it prompted the necessity of having a peer evaluation and we acknowledge that such a process is time consuming and non-scalable to larger datasets.

Our research highlights the potential of combining the strengths of large language models such as GPT-4 with structured knowledge sources to address complex data challenges, such as repairing messy, legacy metadata. By making existing online data "AI ready," this approach opens new avenues for leveraging AI technologies for data curation. Additionally, efforts to expand the availability and accessibility of structured knowledge sources within CEDAR can help in realizing the full potential of language models in enhancing metadata.

While our experiments have demonstrated the efficacy of this approach, further research is warranted to explore its applicability across a broader range of datasets and domains. We also plan to explore other metadata related tasks, such as metadata harmonization, extraction, and summarization. Implementing our approach to clean up all the records in BioSample, and extending it to all repositories at NCBI, would mark a substantial stride toward enhancing data integrity and accessibility within the scientific community. By systematically applying our methodology across these vast repositories, we would ensure consistency, accuracy, and completeness in metadata descriptions, thereby fostering trust in the data and facilitating seamless collaboration and interoperability of scientific artifacts. Moreover, envisioning a scientific landscape where data adhere to the FAIR principles and are readily available for exploration and secondary analysis is transformative. Such a scenario would democratize scientific knowledge, empowering researchers worldwide to conduct comprehensive analyses, uncover new insights, and accelerate biomedical discoveries.

Conclusion

Our experiments have shed light on the capabilities of including a structured knowledge base for metadata (the body of templates in CEDAR) along with GPT-4 for ensuring metadata adherence to community standards. Our findings underscore the challenges associated with applying GPT-4 to the task of enhancing metadata. The best adherence was recorded when GPT-4 was augmented with CEDAR through both the automated and the peer-review evaluation. In automated evaluation, adherence for specific fields significantly improved from 40% to 77%. In peer evaluation, adherence accuracy for entire records improved from 79% to 97%. Also, better performance on other axes required for superior metadata design is observed qualitatively in our enhanced prompt engineering with CEDAR. Completeness is enforced by the CEDAR template through the elicitation of more information. Hence, fields from the specification that were not earlier filled were filled through prompting. Similarly, the enforcement of generating the field name in a consistent and reproducible manner across hundreds of samples is ensured by the template, a feature that is hard to enforce with the variability of LLMs. The field values, further, are restricted to be from an ontology if specified so by CEDAR. These properties made the records generated with the <LLM+CEDAR> approach to be useful as evidenced by the peer-review evaluation.

Acknowledgments

This work was supported in part by grant R01 LM013498 from the National Library of Medicine.

Data and Code

The data and code are available at <https://github.com/musen-lab/BioSampleGPTCorrection>.

References

1. Musen, M. A., O'Connor, M. J., Schultes, E., Martínez-Romero, M., Hardi, J. and Graybeal, J., 2022. Modeling Community Standards for Metadata As Templates Makes Data FAIR. *Scientific Data*, 9(1), p. 696.
2. Wilkinson, M. D., Dumontier, M., Aalbersberg, I.J., Appleton, G., Axton, M., Baak, A., Blomberg, N., Boiten, J.W., da Silva Santos, L.B., Bourne, P.E. and Bouwman, J., 2016. The FAIR Guiding Principles for Scientific Data Management and Stewardship. *Scientific Data*, 3(1), pp. 1-9.
3. Barrett, T., Clark, K., Gevorgyan, R., Gorelenkov, V., Gribov, E., Karsch-Mizrachi, I., Kimelman, M., Pruitt, K.D., Resenchuk, S., Tatusova, T. and Yaschenko, E., 2012. BioProject and BioSample Databases At NCBI: Facilitating Capture and Organization of Metadata. *Nucleic Acids Research*, 40(D1), pp. D57-D63.
4. Gonçalves, R. S. and Musen, M. A., 2019. The Variable Quality of Metadata About Biological Samples Used in Biomedical Experiments. *Scientific Data*, 6(1), pp. 1-15.
5. Thirunavukarasu, A. J., Ting, D. S. J., Elangovan, K., Gutierrez, L., Tan, T.F. and Ting, D.S.W., 2023. Large Language Models in Medicine. *Nature Medicine*, 29(8), pp. 1930-1940.
6. Zhou, X., Sun, Z. and Li, G., 2024. DB-GPT: Large Language Model Meets Database. *Data Science and Engineering*, pp. 1-10.
7. Asthana, Sumit, Taimoor Arif, and Kevyn Collins-Thompson. "Field Experiences and Reflections on Using LLMs to Generate Comprehensive Lecture Metadata."
8. Martorana, M., Kuhn, T., Stork, L., and van Ossenbruggen, J., 2024. Text Classification of Column Headers With a Controlled Vocabulary: Leveraging LLMs for Metadata Enrichment. *arXiv Preprint arXiv:2403.00884*.
9. Gonçalves, R. S., O'Connor, M.J., Martínez-Romero, M., Egyedi, A. L., Willrett, D., Graybeal, J. and Musen, M. A., 2017. The CEDAR Workbench: An Ontology-Assisted Environment for Authoring Metadata That Describe Scientific Experiments. In *The Semantic Web—ISWC 2017: 16th International Semantic Web Conference*, Vienna, Austria, October 21-25, 2017, Proceedings, Part II 16 (pp. 103-110). Springer International Publishing.
10. Ge, Y., Hua, W., Mei, K., Tan, J., Xu, S., Li, Z. and Zhang, Y., 2024. OpenAGI: When LLM Meets Domain Experts. *Advances in Neural Information Processing Systems*, 36.
11. Sequeda, J., Allemang, D. and Jacob, B., 2023. A Benchmark to Understand the Role of Knowledge Graphs on Large Language Model's Accuracy for Question Answering on Enterprise SQL Databases. *arXiv Preprint arXiv:2311.07509*.
12. Mungall, C.J., Torniai, C., Gkoutos, G.V., Lewis, S.E. and Haendel, M.A., 2012. UBERON, an Integrative Multi-Species Anatomy Ontology. *Genome Biology*, 13, pp. 1-20.
13. Matsumoto, M. and Nishimura, T., 1998. Mersenne Twister: A 623-Dimensionally Equidistributed Uniform Pseudo-Random Number Generator. *ACM Transactions on Modeling and Computer Simulation (TOMACS)*, 8(1), pp. 3-30.
14. Achiam, J., Adler, S., Agarwal, S., Ahmad, L., Akkaya, I., Aleman, F.L., Almeida, D., Altenschmidt, J., Altman, S., Anadkat, S. and Avila, R., 2023. GPT-4 Technical Report. *arXiv Preprint arXiv:2303.08774*.
15. Nachar, N., 2008. The Mann-Whitney U: A Test for Assessing Whether Two Independent Samples Come From the Same Distribution. *Tutorials in Quantitative Methods for Psychology*, 4(1), pp. 13-20.
16. Bolton, E., Hall, D., Yasunaga, M., Lee, T., Manning, C. and Liang, P., 2022. BioMedLM: A Domain-Specific Large Language Model for Biomedical Text. *Stanford CRFM Blog*.
17. Gonçalves, R. S., Kamdar, M. R. and Musen, M.A., 2019. Aligning Biomedical Metadata With Ontologies Using Clustering and Embeddings. In *The Semantic Web: 16th International Conference, ESWC 2019, Portorož, Slovenia, June 2–6, 2019, Proceedings 16* (pp. 146-161). Springer International Publishing.
18. Lewis, P., Perez, E., Piktus, A., Petroni, F., Karpukhin, V., Goyal, N., Küttler, H., Lewis, M., Yih, W.T., Rocktäschel, T. and Riedel, S., 2020. Retrieval-Augmented Generation for Knowledge-Intensive NLP Tasks. *Advances in Neural Information Processing Systems*, 33, pp. 9459-9474.