
Clinical Trials Protocol Authoring using LLMs

Morteza Maleki
College of Computing
Georgia Institute of Technology
Atlanta, Georgia
mmaleki3@gatech.edu

Abstract

This report embarks on a mission to revolutionize clinical trial protocol development through the integration of advanced AI technologies. With a focus on leveraging the capabilities of generative AI, specifically GPT-4, this initiative aimed to streamline and enhance the efficiency and accuracy of clinical trial protocols. The methodology encompassed a detailed analysis and preparation of comprehensive drug and study level metadata, followed by the deployment of GPT-4 for automated protocol section generation. Results demonstrated a significant improvement in protocol authoring, highlighted by increases in efficiency, accuracy, and the customization of protocols to specific trial requirements. Challenges encountered during model selection and prompt engineering were systematically addressed, leading to refined methodologies that capitalized on the advanced text generation capabilities of GPT-4. This project not only showcases the practical applications and benefits of generative AI in clinical trial design but also sets a foundation for future innovations in the field.

1 Introduction

The landscape of clinical trial design is undergoing a transformative shift, driven by the integration of advanced technological solutions aimed at enhancing the efficiency, accuracy, and speed of trial protocol development. Within this context, the "Intelligent Clinical Trial Design Support using Generative AI" project represents a pioneering effort to harness the potential of generative artificial intelligence (AI) to revolutionize the creation of clinical trial protocols. This initiative is positioned at the forefront of innovation in clinical research, aiming to leverage the capabilities of generative AI to significantly improve the process of trial protocol authoring.

Clinical trials are the cornerstone of medical research, providing the necessary evidence for the safety and efficacy of new treatments before they can be made available to the public. However, the design and development of clinical trial protocols are often characterized by complex, time-consuming tasks that require meticulous attention to detail and adherence to regulatory standards.

The adoption of generative AI in this domain promises to automate and streamline the protocol authoring process, reducing the manual effort involved and minimizing the potential for human error. Specifically, we focused on exploiting the advanced capabilities of GPT-4, a state-of-the-art language model known for its ability to generate coherent and contextually relevant text. Through the strategic application of this technology, we anticipated not only to expedite the development of clinical trial protocols but also to elevate the quality of the documents produced, thereby contributing to the overall efficiency and effectiveness of clinical research.

This introduction sets the stage for the subsequent sections of the manuscript, which will delve into the project's background, methodology, results, and the broader implications of our work. By aligning our efforts with the evolving needs of clinical trial design, the project underscores the vital role of generative AI in shaping the future of medical research, offering new avenues for innovation and advancement in the field.

2 Materials and Methods

2.1 Clinical Trails

Clinical trials serve as pivotal research studies aimed at evaluating the therapeutic effects, risks, and benefits of medical interventions, encompassing drugs, devices, surgical procedures, and behavioral treatments. Maleki et al. [2022], Maleki and Khan [2023] As the bedrock of evidence-based medicine, these trials meticulously guide the introduction of new treatments to ensure they are safe and effective for public use. Organized into phases I through IV, each phase of a clinical trial is designed to answer specific research questions, progressively leading to the development and market approval of new therapeutic interventions.

2.2 Study Design in Clinical Trials

The intricacies of clinical trial design form the backbone of any research study in this domain. This framework encompasses the strategic planning and execution of the trial, including the selection of participants through well-defined inclusion and exclusion criteria, ensuring a representative and suitable subject pool. To mitigate bias, the study design incorporates methods such as randomization and control groups, alongside blinding mechanisms where both participants and researchers are unaware of the treatment allocations. Furthermore, the establishment of primary and secondary endpoints, along with rigorous data collection and analysis procedures, ensures the acquisition of reliable and actionable findings.

2.3 Challenges and Pain Points in Study Design

The complexity of clinical trial design is underscored by several challenges, ranging from ethical considerations and regulatory compliance to practical issues like patient recruitment and data management. Ensuring the safety and rights of participants while adhering to stringent health authority regulations presents a continuous balancing act. Additionally, the recruitment and retention of a sufficient number of participants remain a perennial obstacle, compounded by the need to maintain the integrity and accuracy of collected data. These challenges necessitate innovative solutions to enhance operational efficiency and data quality.

2.4 Project Impact

The "Intelligent Clinical Trial Design Support using Generative AI" project aims to redefine the landscape of clinical trial protocol development by introducing automation through advanced AI models. This initiative focuses on generating coherent and contextually relevant protocol sections, thereby substantially reducing the manual labor involved in protocol authoring. By leveraging extensive study and drug metadata, the project ensures the accuracy and customization of generated protocols to meet specific trial requirements, thereby enhancing efficiency, accuracy, and flexibility in clinical trial design.

2.5 Literature Review

1. Enhanced training techniques for long text generation

In the realm of long text generation, several groundbreaking studies have set new benchmarks. Devlin et al [2018] in "BERT: Pre-training of Deep Bidirectional Transformers for Language Understanding" revolutionized language modeling with BERT, introducing a bidirectional training method that significantly enhanced contextual understanding in text generation. Building upon this, Dai et al. [2019] addressed the limitations of traditional Transformer models through "Transformer-XL: Attentive Language Models

Beyond a Fixed-Length Context." This paper was instrumental in developing a recurrence mechanism to handle long-term dependencies, enabling the generation of longer and more coherent text sequences. Another pivotal contribution came from Keskar et al. Keskar et al. [2019] with "CTRL: A Conditional Transformer Language Model for Controllable Generation." This work shifted the focus towards controllable text generation, demonstrating how specific prompts could steer text generation in desired thematic directions. Lastly, Song et al. Song et al. [2019] proposed "MASS: Masked Sequence to Sequence Pre-training for Language Generation," introducing a novel pre-training method for sequence-to-sequence models. This approach laid the groundwork for advanced techniques in generating long-form content, highlighting the evolution of model training methodologies in this domain.

2. Publications on using GPT prompts for long text generation

Complementing the advancements in model training, significant research has also focused on the use of GPT prompts for long text generation. Petroni et al. Petroni et al. [2019] in "Language Models as Knowledge Bases?" explored the potential of GPT-2 as a knowledge base, highlighting its capability to generate text based on embedded knowledge, thus underscoring the effectiveness of prompt engineering. Building on this concept, Lester et al. Lester et al. [2021] delved into the scalability of prompt tuning in large language models like GPT-3 in "The Power of Scale for Parameter-Efficient Prompt Tuning." This research provided valuable insights into how efficient prompting significantly enhances a model's ability to generate contextually relevant long texts. Further exploring the control and flexibility in text generation, Dathathri et al. Dathathri et al. [2019] presented "Plug and Play Language Models: A Simple Approach to Controlled Text Generation." This study introduced a novel method for controlling the style and content of generated texts using GPT-2, showcasing a flexible, plug-and-play approach for generating long texts with minimal fine-tuning.

2.6 Methodology

In order to carry out the task of protocol generation, various activities from study and drug metadata collection, clinical trials protocol introduction and study design sections extraction, data preprocessing, prompt engineering and evaluation of the final results.

- Protocol and Section Review: Analyzing Type II diabetes protocols from CT.GOV, focusing on US-based sponsors and recent studies.
- Section Selection for Automation: Choosing the Introduction and Study Design sections based on their prevalence and significance in protocols.
- Metadata Collection: Accumulating extensive metadata from CT.Gov and TrialTrove for the selected protocols.
- Technical Implementation:
 - LLM Training: Experimentation with T5 models, leading to insights about the challenges in generating satisfactory outputs.
 - GPT-4 Prompt Engineering: Successfully leveraging GPT-4 for high-quality generation of the Introduction section.

2.7 Data Sources and Analysis

2.7.1 Drug level metadata

The drug level metadata formed a foundational component of our AI model's training data. The dataset encompassed comprehensive details about each drug, including:

- Basic Information: Citeline Drug ID, Generic Drug Name, and a summary of the drug.
- Development Status: Detailed information on the development stage of the drug, including global and regional statuses.
- Therapeutic Application: Insight into the diseases targeted by the drug, including whether these diseases are categorized as rare.

- **Company Profiles:** Information about the companies involved in the development and marketing of the drugs, including headquarters and subsidiary details.
- **Clinical and Scientific Details:** In-depth information on the drug's mechanism of action, therapeutic class, delivery route, and molecular characteristics.

This metadata provided valuable insights into the drugs' profiles, significantly aiding in the generation of contextually accurate and relevant protocol sections.

2.7.2 Study level metadata

The study level metadata enriched our dataset with detailed information on various clinical trials. This data included:

- **Trial Information:** Trial ID, title, phase, status, and detailed objectives.
- **Sponsorship Details:** Information on the sponsor companies and their geographical locations.
- **Patient and Disease Information:** Detailed descriptions of the patient segments, diseases studied, and inclusion/exclusion criteria.
- **Endpoints and Outcomes:** Information on primary and secondary endpoints, including details and dates of reporting.

This diverse dataset enabled the AI model to understand the nuances of different clinical trials, ensuring that the generated protocol sections were aligned with the specific requirements of each study. The metadata fields used in this project are summarized in Table 1.

Metadata fields used in model training and prompt engineering:

2.8 Data Sources

The summary data, metadata, and code for this work can be found in the following GitHub repository: https://github.com/mprtrmrtz/protocol_authoring_using_LLM

2.9 Data processing and Preparation

The data processing for this project involved a comprehensive ETL process. This process was meticulously designed to extract relevant data from three key sources: protocol extractions, study metadata, and drug metadata. The primary goal was to prepare this data for effective use in training and utilizing the generative AI models for protocol generation.

2.9.1 Data Extraction

- **Protocol Extractions:** The 'protocol_extractions.xlsx' file was read into a DataFrame, capturing essential information about various clinical trial protocols.
- **Study Metadata:** Similarly, data from 'TT Study Level Metadata.xlsx' was loaded, providing detailed metadata on clinical studies.
- **Drug Metadata:** The 'TT Drug Level Metadata.xlsx' file was processed to obtain comprehensive data on drugs involved in these studies.

2.9.2 Data Pre-processing and Transformation

- **Field Selection:** Key fields were identified for both study and drug metadata to ensure relevancy to the project's objectives. Fields such as 'Generic Drug Name', 'Drug Disease', and 'Event Date' for drugs, and 'Trial ID', 'Disease', and 'Therapeutic Area' for studies, were among those selected.
- **Duplicate Removal:** A custom function 'remove_duplicates' was used to eliminate duplicate entries within specific columns of the drug metadata, ensuring data cleanliness.
- **Data Splitting and Exploding:** In the study metadata, the 'Primary Tested Drug' column was split and exploded to disaggregate the drug names, facilitating more detailed analysis.

Table 1: Metadata fields used in model training and prompt engineering.

| # | Name | Description |
|----|--|---|
| 1 | MeSH Term | Medical subject headings that describe the content. |
| 2 | Primary Endpoint Group | The main outcome that is measured to see if the treatment was effective. |
| 3 | Treatment Plan | The schedule and dosage of the treatment administered. |
| 4 | Sponsor | Organization or individual who oversees the clinical trial and is responsible for the data. |
| 5 | Start Date | The date on which the trial began or is set to begin. |
| 6 | Study Keywords | Keywords or phrases related to the study. |
| 7 | Protocol / Trial ID | Unique identifier for the trial protocol. |
| 8 | Primary Tested Drug | The main drug or treatment being tested in the trial. |
| 9 | Trial Tag / Attribute | Additional attributes or tags related to the trial. |
| 10 | Primary Tested Drug: Mechanism of Action | The biological mechanism through which the drug exerts its effect. |
| 11 | Decentralized (DCT) Attribute | Indicates if the trial includes decentralized or virtual components. |
| 12 | Trial Title | The official title of the clinical trial. |
| 13 | Primary Tested Drug: Target | The specific biological target of the primary tested drug. |
| 14 | Patient Population | The characteristics of the patient group being studied. |
| 15 | Drug Names | Names of all drugs involved in the trial. |
| 16 | Trial Phase | The phase of the clinical trial, indicating its stage in the development process. |
| 17 | Primary Tested Drug: Therapeutic Class | The class of medical use the drug falls under. |
| 18 | Inclusion Criteria | Criteria that must be met for an individual to be eligible for the trial. |
| 19 | Exclusion Criteria | Criteria that disqualify an individual from participating in the trial. |
| 20 | Global Status | The current status of the trial globally. |
| 21 | Therapeutic Area | The area of medicine related to the treatment being tested. |
| 22 | Oncology Biomarker Common Use(s) | Common uses of biomarkers in oncology trials. |
| 23 | Identified Sites | Locations where the trial is being conducted. |
| 24 | Development Status | The development stage of the drug within the trial. |
| 25 | Disease | The disease or condition being studied in the trial. |
| 26 | Trial Objective | The primary objective or goal of the trial. |
| 27 | Trial Region | Geographic region where the trial is conducted. |
| 28 | Drug Disease | Diseases targeted by the drugs being tested. |
| 29 | Phase I | Indicates if the trial is in Phase I. |
| 30 | Phase II | Indicates if the trial is in Phase II. |
| 31 | Phase III | Indicates if the trial is in Phase III. |
| 32 | Preclinical | Indicates if the trial is in the preclinical stage. |
| 33 | Therapeutic Class | The broad category of the drug's therapeutic use. |
| 34 | Therapeutic Class Status | Status within its therapeutic class. |
| 35 | Drug Disease: Rare | Indicates if the drug targets a rare disease. |

- Text Replacement: Specific text replacements were made in the 'Primary Tested Drug' field to standardize drug names, enhancing data uniformity.
- Dataframe Renaming and Merging: The drug metadata DataFrame was renamed for consistency, and then merged with the study metadata to create a combined DataFrame, aligning drugs with their corresponding trials.
- NCT ID Extraction: The National Clinical Trial (NCT) ID was extracted from the 'Protocol/Trial ID' column, which was a critical step to align each trial with its specific protocol.
- Final Data Merge: The combined study and drug metadata were merged with the protocol extractions DataFrame using the NCT ID, culminating in a comprehensive dataset that aligns protocol extractions with detailed study and drug information.

2.9.3 Load Phase

The processed data was manually provided to the models in this work, however, in the actual implementation, it is expected that the processed data would be provided through AWS or Database query for further analysis.

2.9.4 Data Preparation for Model Training

The final merged dataset, now rich with both protocol and associated metadata, was primed for use in training the generative AI models. This dataset provides the depth and context necessary for the AI to understand and generate accurate protocol sections.

The ETL process employed in this project was critical in ensuring that the data was not only comprehensive and relevant but also clean and structured in a way that maximizes its utility in training effective AI models. This meticulous approach to data processing underpins the success of the AI model in generating precise and contextually appropriate clinical trial protocols.

3 Model Development and Evaluation

After data preprocessing step and preparation of metadata for text generation, two approaches were taken for text generation:

1. LLM Model Training: Involving T5 Small, Large and BioBart models training
2. Open AI GPT Models Prompt Engineering: Involving gpt-3.5, gpt-4 and their variations

3.1 Model Training Based Google LLM Models

The following models were used for training on the metadata and their corresponding Introduction section of the protocol. Additional information about the models below:

1. T5 Small LLM Model
 - Model Overview: T5, or Text-to-Text Transfer Transformer, is a language model developed by Google. The "small" variant is a more compact version of the standard T5 model.
 - Model Size: The T5 small model typically has fewer parameters compared to its larger counterparts. The exact number can vary but is significantly lower than the base or large models.
 - Key Features:
 - Designed to convert all NLP tasks into a text-to-text format, meaning both the input and output are always text strings.
 - Despite being a smaller variant, it retains the core functionality of the T5 architecture and is suitable for environments where computational resources are limited.
 - Ideal for tasks like translation, summarization, question answering, and more, but with a balance between performance and resource efficiency.

2. T5 Large LLM Model

- **Model Overview:** This is a larger variant of the T5 model, which means it has more parameters and potentially better performance at the cost of increased computational resource requirements.
- **Model Size:** The T5 large model has significantly more parameters than the small variant, enhancing its capacity to understand and generate text.
- **Key Features:**
 - Like the small model, it treats all NLP tasks as text-to-text problems.
 - Due to its larger size, it generally performs better on complex tasks and can handle more nuanced aspects of language processing.
 - Suitable for high-resource settings where advanced NLP capabilities are needed.

3. BioBART LLM Model

- **Model Overview:** BioBART is a variant of the BART (Bidirectional and Auto-Regressive Transformers) model, which is tailored for biomedical text.
- **Key Features:**
 - BART is known for its effectiveness in text generation and comprehension tasks, and BioBART adapts this for the biomedical domain.
 - It's pre-trained on large-scale biomedical literature, making it adept at handling specialized terminology and concepts found in medical texts.
 - Often used for tasks like biomedical text summarization, medical question answering, and information extraction from clinical notes or research papers.

The T5 and BioBART models are examples of how language models can be adapted to different scales (like small and large) and specialized domains (like biomedicine). These adaptations allow for more effective application in specific scenarios, balancing the trade-offs between computational resources and task-specific performance.

It was realized that the text generation task using these models were not efficient and accurate at all, the output generated text was short (400 characters) and did not encapsulate the full purpose of text generation in this project. The work on this venue was immediately halted and a prompt engineering path was explored as an alternative approach.

3.2 Open AI GPT Models

1. GPT-3.5

- **Model Variants:** GPT-3.5-turbo, GPT-3.5-turbo-1106, GPT-3.5-turbo-16k-0613
- **Key Features:**
 - Iterative improvements on GPT-3, focusing on efficiency, speed, and fine-tuning capabilities.
 - The 'turbo' variants indicate models optimized for faster response times and efficient processing, suitable for interactive applications.
 - These models continue to push the boundaries of language understanding and generation, maintaining high performance across diverse tasks.

2. GPT-4

- **Key Features:**
 - Anticipated to be an advancement over GPT-3 with more parameters and improved capabilities.
 - Expected to further enhance the model's understanding, context handling, and response generation.
 - Likely to continue OpenAI's trend of creating more powerful and versatile language models.

3. GPT-4-1106-preview

- **Key Features:**
 - A variant of GPT-4, which is a preview or a scaled-down version for specific applications or testing.

- Likely to offer improvements over GPT-3.5 while being a step towards the full GPT-4 model.

Each iteration of GPT models represents a leap forward in natural language processing, with improvements in text generation, comprehension, and versatility in handling various language-based tasks. As AI research progresses, these models continue to evolve, offering increasingly advanced capabilities in understanding and generating human language.

4 Results

4.1 GPT4 Prompt Engineering

Leveraging GPT4, we observed a significant improvement in the quality of the generated content. The model successfully created protocol sections that were not only accurate but also contextually rich and coherent. This success marked a pivotal point in the project, showcasing the potential of advanced generative AI in automating complex tasks like protocol generation.

Prompt template provided to GPT models for text generation:

You are a clinical study designer, and you need to generate the introduction section of a clinical trial protocol based on information about the study and drug metadata. Follow the same format and writing style as the example below:

Example 1 Input:

...

Generated:

...

Example 2 Input:

..

Generated:

..

Metadata for prediction: ..

Now Begin!

Generate the introduction section:

4.2 Evaluation Metrics

The following evaluation metrics have been used to assess the output of the gpt text generation models.

4.2.1 Cosine Similarity

Cosine similarity measures the cosine of the angle between two non-zero vectors in a multi-dimensional space. In text analysis, these vectors often represent text documents. It operates in the following paradigm:

- Text data is first converted into vectors, often using techniques like TF-IDF (Term Frequency-Inverse Document Frequency) or word embeddings.
- Cosine similarity is then calculated between these vectors. The value ranges from -1 (completely different) to 1 (exactly the same).
- It's used to compare the similarity between the generated text and a reference text.

- High cosine similarity indicates that the generated text closely matches the reference in terms of content and context.

4.2.2 BLEU Scores

BLEU (Bilingual Evaluation Understudy) is a metric for evaluating a generated sentence to a set of reference sentences. It operates in the following paradigm:

- BLEU-n Score: Measures the co-occurrence of n-grams (sequence of n words) between the generated text and reference text. BLEU1 refers to unigrams (1 word), BLEU2 to bigrams (2 words), and so forth.
- BLEU score calculates the precision of n-grams in the generated text relative to the reference text, then combines these precisions using a geometric mean.
- A brevity penalty is applied if the generated text is shorter than the reference, to discourage overly terse outputs.
- A higher BLEU score indicates better agreement between the machine's output and the human reference.
- Used extensively in machine translation and can be applied to other text generation tasks.

4.2.3 Rouge Scores

ROUGE (Recall-Oriented Understudy for Gisting Evaluation) is a set of metrics used for evaluating automatic summarization and machine translation.

It operates in the following paradigm:

- ROUGE-N: Measures the overlap of n-grams between the generated text and reference text.
- ROUGE-L: Considers the longest common subsequence between the generated and reference text.
- Recall: The proportion of the reference text's n-grams found in the generated text.
- Precision: The proportion of the generated text's n-grams that are found in the reference text.
- F1 Score: The harmonic mean of precision and recall, providing a balance between the two.
- ROUGE is particularly useful in evaluating summarization where capturing the essence of the original text is crucial.
- A higher ROUGE score indicates that the generated text more effectively captures the key points of the reference text.

These metrics are valuable tools in assessing the quality of text generated by AI models. They provide objective ways to measure aspects like similarity, fluency, and relevance of the generated text compared to a human-written reference.

Figures 1 - 7 and Table 2 show the results of analysis on model performance in the task of Introduction section generation for all models and variation of number of examples.

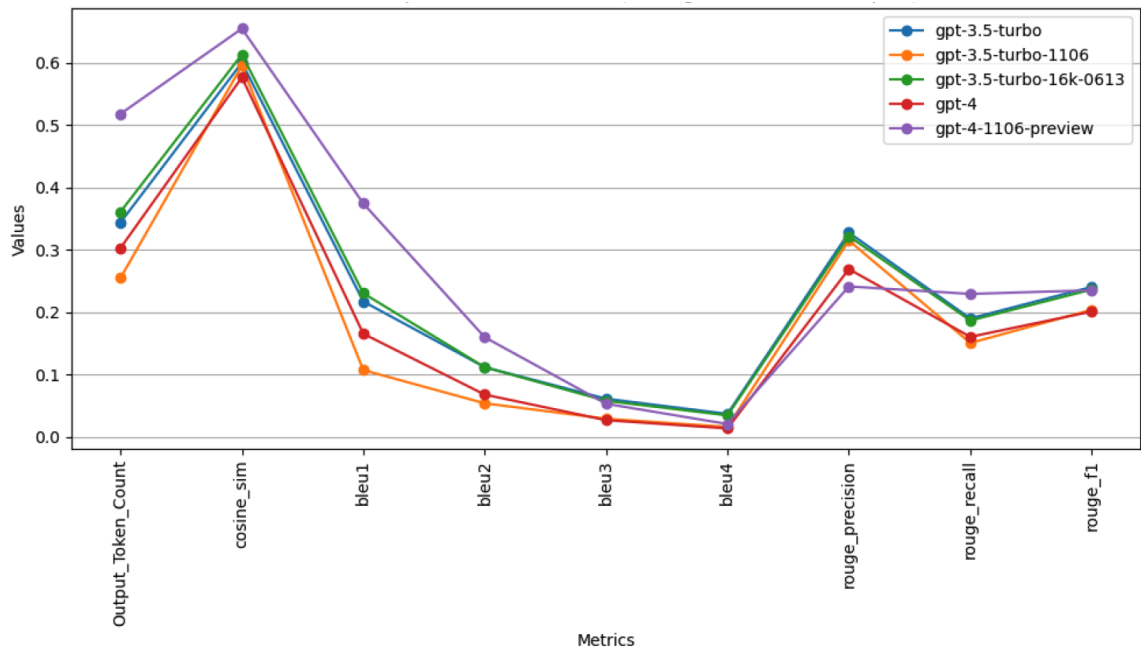


Figure 1 - Metric Comparison for All Models

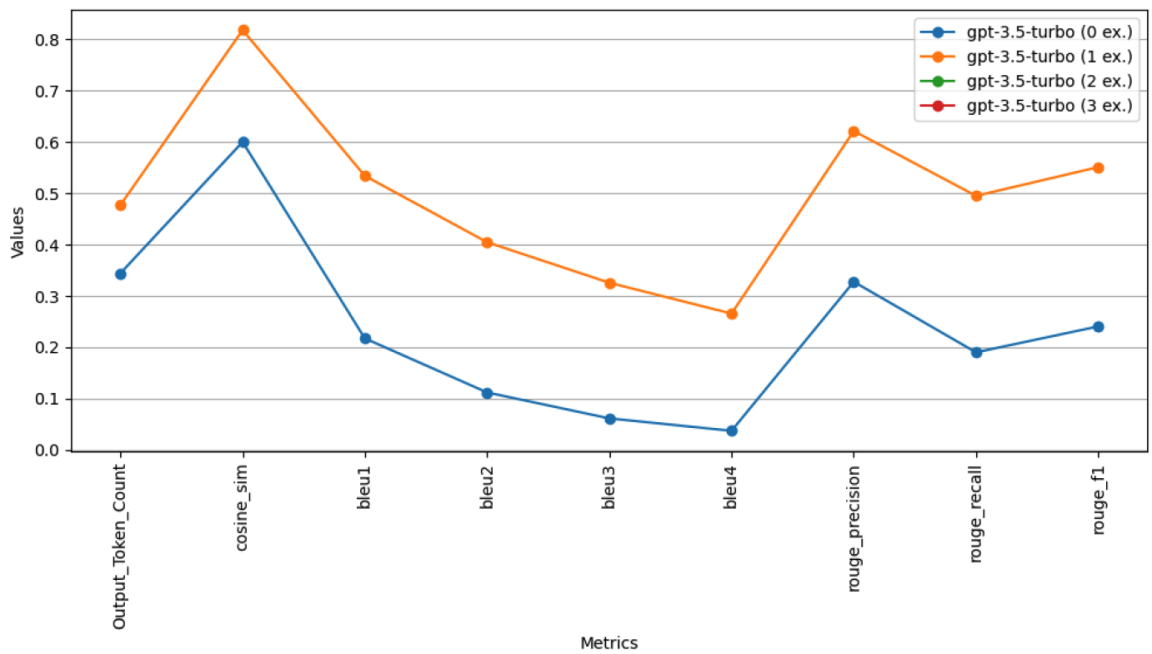


Figure 2 - Metric Comparison for **gpt-3.5-turbo** model with different number of examples

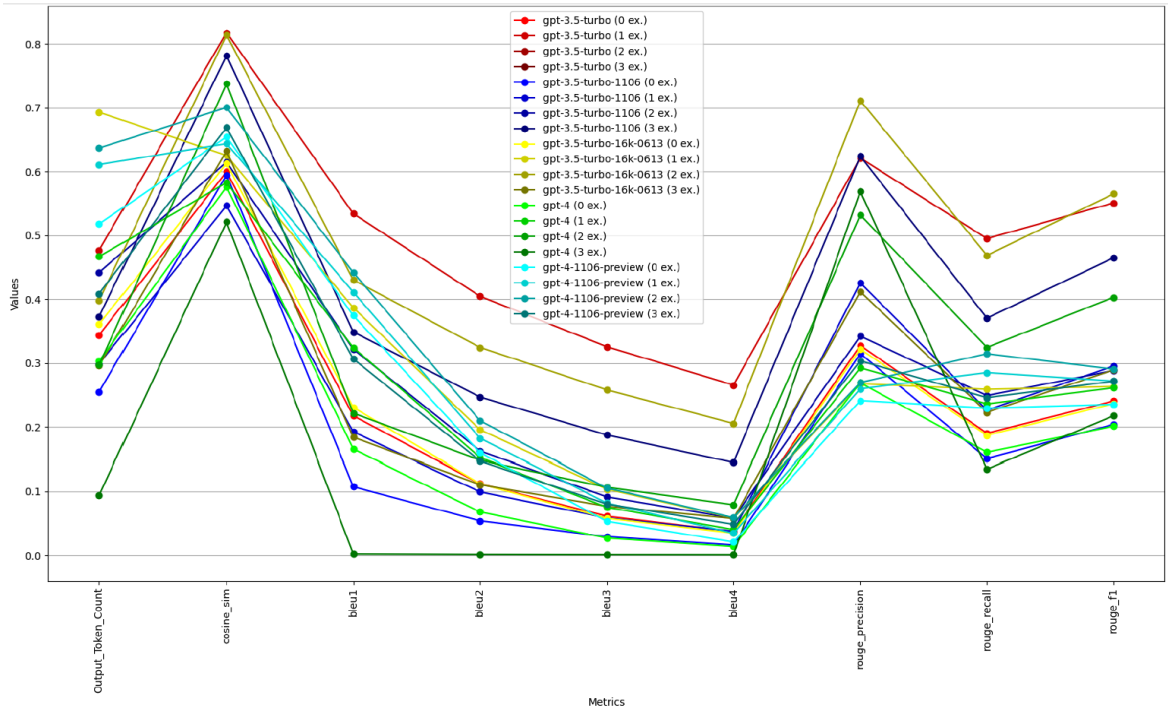


Figure 3 - Metric Comparison for All Models including Number of Example

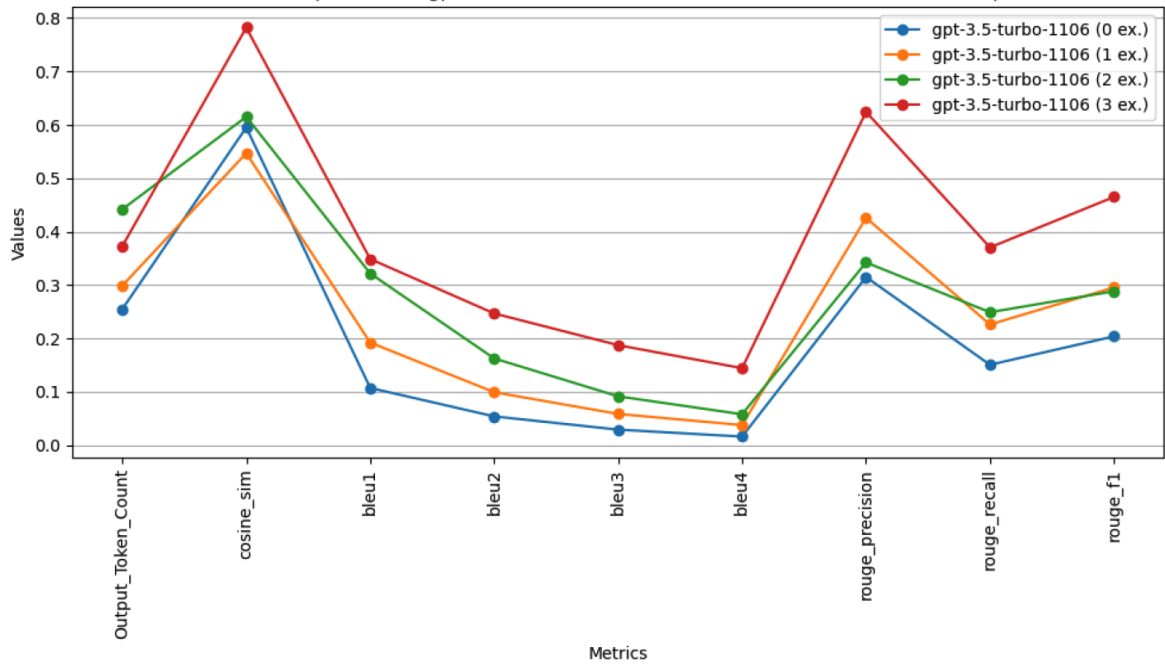


Figure 4 - Metric Comparison for **gpt-3.5-turbo-1106** model with different number of examples

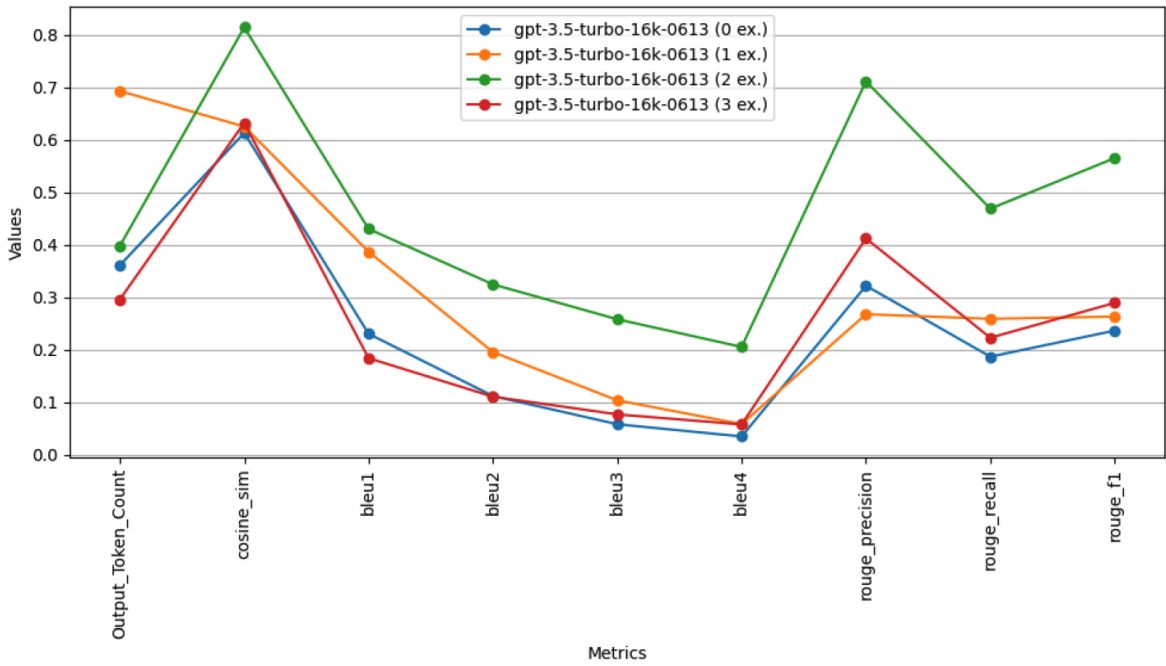


Figure 5 - Metric Comparison for **gpt-3.5-turbo-16k-0613** with different number of examples

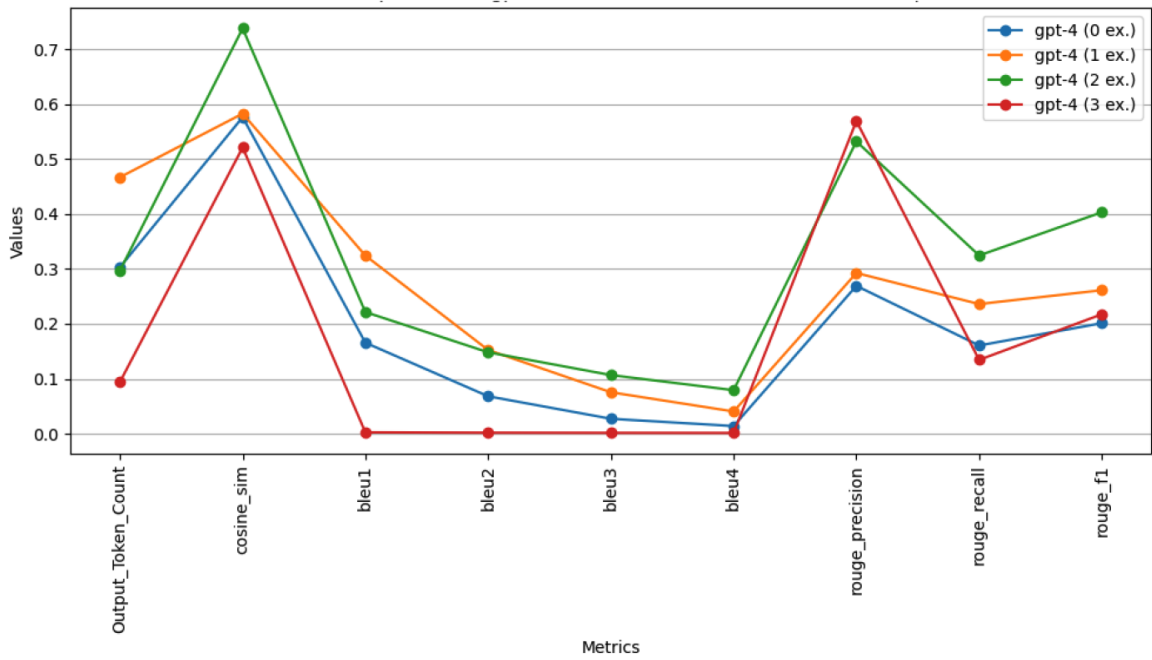


Figure 6 - Metric Comparison for **gpt-4** model with different number of examples

Table 2: Evaluation Metrics for GPT Models

| Model | # | Time | In. Tok. | Out. Tok. | Error | Cos. Sim. | bleu1 | bleu2 | bleu3 | bleu4 | Precision | Recall | F1 |
|------------------------|---|--------|----------|-----------|----------|-----------|-------|-------|-------|-------|-----------|--------|------|
| gpt-3.5-turbo | 0 | 88.55 | 375 | 344 | - | 0.6 | 0.22 | 0.11 | 0.06 | 0.04 | 0.33 | 0.19 | 0.24 |
| gpt-3.5-turbo | 1 | 146.87 | 1,188 | 477 | - | 0.82 | 0.53 | 0.4 | 0.33 | 0.27 | 0.62 | 0.5 | 0.55 |
| gpt-3.5-turbo | 2 | - | - | - | Max Tok. | - | - | - | - | - | - | - | - |
| gpt-3.5-turbo | 3 | - | - | - | Max Tok. | - | - | - | - | - | - | - | - |
| gpt-3.5-turbo-1106 | 0 | 7.44 | 375 | 255 | - | 0.6 | 0.11 | 0.05 | 0.03 | 0.02 | 0.32 | 0.15 | 0.2 |
| gpt-3.5-turbo-1106 | 1 | 9.69 | 1,970 | 299 | - | 0.55 | 0.19 | 0.1 | 0.06 | 0.04 | 0.43 | 0.23 | 0.3 |
| gpt-3.5-turbo-1106 | 2 | 13.84 | 3,554 | 442 | - | 0.62 | 0.32 | 0.16 | 0.09 | 0.06 | 0.34 | 0.25 | 0.29 |
| gpt-3.5-turbo-1106 | 3 | 13.37 | 4,356 | 373 | - | 0.78 | 0.35 | 0.25 | 0.19 | 0.14 | 0.62 | 0.37 | 0.47 |
| gpt-3.5-turbo-16k-0613 | 0 | 70.47 | 375 | 361 | - | 0.61 | 0.23 | 0.11 | 0.06 | 0.03 | 0.32 | 0.19 | 0.24 |
| gpt-3.5-turbo-16k-0613 | 1 | 153.33 | 1,970 | 693 | - | 0.63 | 0.39 | 0.2 | 0.1 | 0.06 | 0.27 | 0.26 | 0.26 |
| gpt-3.5-turbo-16k-0613 | 2 | 719.03 | 1,990 | 398 | - | 0.81 | 0.43 | 0.32 | 0.26 | 0.21 | 0.71 | 0.47 | 0.57 |
| gpt-3.5-turbo-16k-0613 | 3 | 70.06 | 4,356 | 296 | - | 0.63 | 0.18 | 0.11 | 0.08 | 0.06 | 0.41 | 0.22 | 0.29 |
| gpt-4 | 0 | 20.39 | 375 | 303 | - | 0.58 | 0.17 | 0.07 | 0.03 | 0.01 | 0.27 | 0.16 | 0.2 |
| gpt-4 | 1 | 34.16 | 1,970 | 467 | - | 0.58 | 0.32 | 0.15 | 0.08 | 0.04 | 0.29 | 0.24 | 0.26 |
| gpt-4 | 2 | 22.54 | 2,772 | 297 | - | 0.74 | 0.22 | 0.15 | 0.11 | 0.08 | 0.53 | 0.32 | 0.4 |
| gpt-4 | 3 | 9.29 | 4,356 | 94 | - | 0.52 | 0 | 0 | 0 | 0 | 0.57 | 0.13 | 0.22 |
| gpt-4-1106-preview | 0 | 36.93 | 375 | 518 | - | 0.65 | 0.37 | 0.16 | 0.05 | 0.02 | 0.24 | 0.23 | 0.24 |
| gpt-4-1106-preview | 1 | 37.32 | 1,970 | 611 | - | 0.64 | 0.41 | 0.18 | 0.08 | 0.03 | 0.26 | 0.29 | 0.27 |
| gpt-4-1106-preview | 2 | 37.19 | 2,772 | 637 | - | 0.7 | 0.44 | 0.21 | 0.11 | 0.06 | 0.27 | 0.31 | 0.29 |
| gpt-4-1106-preview | 3 | 24.24 | 3,574 | 409 | - | 0.67 | 0.31 | 0.15 | 0.08 | 0.05 | 0.3 | 0.25 | 0.27 |

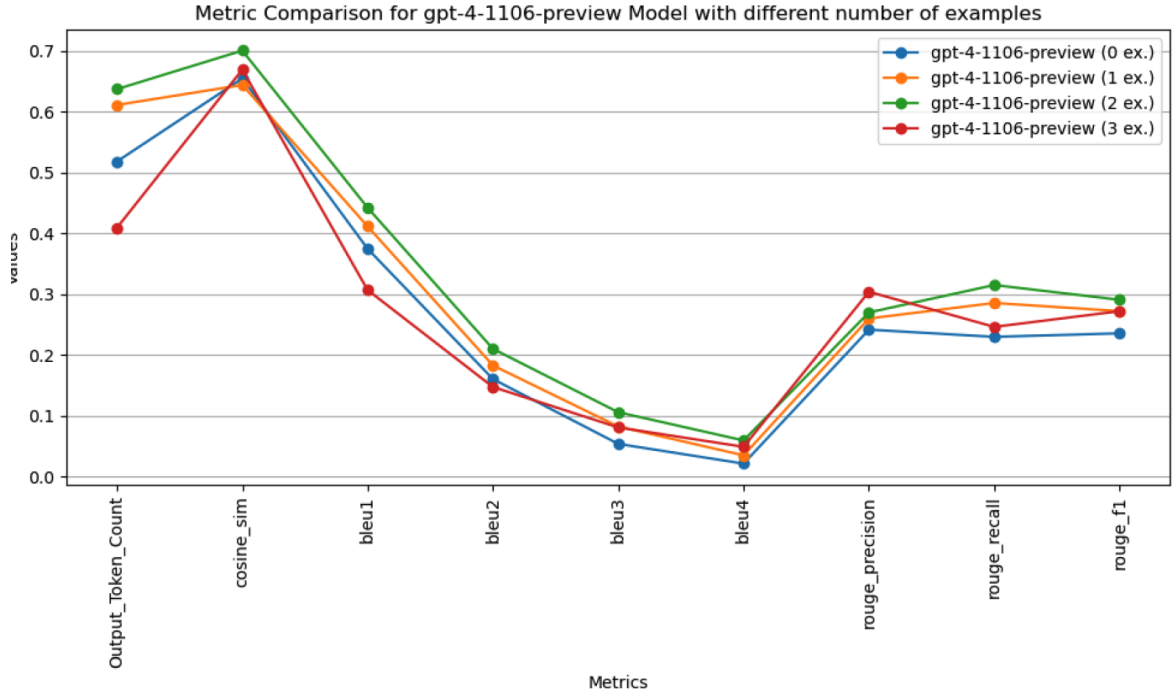


Figure 7 - Metric Comparison for **gpt-4-1106-preview** model with different number of examples

5 Comparative Analysis

Generated Text for 'gpt-3.5-turbo-16k-0613' model with two examples provided:

2. Introduction

2.1 Study Rationale

Type 2 diabetes (T2D) is a metabolic disorder that is commonly associated with comorbidities such as obesity, hypertension, and dyslipidemia. These comorbidities increase the risk of chronic diabetic complications and make it challenging to achieve adequate glycemic control (Garber 2012; Neeland et al. 2019; Dwivedi et al. 2020). Therefore, there is a need for therapeutic interventions that can simultaneously target T2D and obesity to address this unmet medical need (Lau and Teoh 2015; Aroda 2018; Pereira and Eriksson 2019; Chun and Butts 2020). LY3209590 is a long-acting insulin, specifically a basal insulin Fc-conjugated (basal insulin-FC), that is being developed to improve glycemic control in patients with T2D, including those with comorbid obesity and insulin-requiring patients (Eli Lilly). It is designed to provide a prolonged and consistent release of insulin to maintain stable blood glucose levels throughout the day.

2.2 Background

T2D is characterized by impaired glycemic control due to insulin resistance in peripheral tissues and inadequate insulin secretion by beta cells (Zheng et al. 2018). The use of insulin therapy is often necessary in the management of T2D, especially in patients who cannot achieve glycemic control with oral antidiabetic medications alone (Eli Lilly). The primary objective of this phase 2, randomized, open-label trial is to evaluate the safety and efficacy of LY3209590 in participants with T2D, including those with comorbid obesity and insulin-requiring patients.

The study will assess the impact of LY3209590 on body mass index, hemoglobin A1c percentage, and hypoglycemia incidence. Participants will receive LY3209590 in combination with other antidiabetic medications, including metformin, to evaluate its effectiveness in real-world clinical practice.

2.3 Benefit/Risk Assessment

The safety and efficacy of LY3209590 have been assessed in preclinical and early clinical trials. The known and expected benefits and risks of LY3209590, including adverse events related to insulin therapy, will be evaluated in this trial. The benefits of LY3209590 include improved glycemic control and potential weight management benefits due to its Fc-conjugated formulation. The risks associated with LY3209590 are primarily related to hypoglycemia and adverse events commonly observed with insulin therapy. Based on the available data, including data from early clinical trials and the known safety profile of insulin therapy, the potential benefits of LY3209590 outweigh the anticipated risks. The trial protocol includes measures to minimize the risk to participants, such as regular monitoring of blood glucose levels and appropriate adjustment of insulin dosage based on individual needs.

Overall, this phase 2 trial aims to further evaluate the safety and efficacy of LY3209590 in a larger population of patients with T2D. The results of this trial will provide valuable information to support the continued development of LY3209590 in phase 3 clinical trials.

3. Study Design

3.1 Overall Design

This trial is a phase 2, randomized, open-label trial to evaluate the safety and efficacy of LY3209590 in participants with T2D. The trial will include participants with comorbid obesity and insulin-requiring patients who have inadequate glycemic control despite treatment with other antidiabetic medications. Participants will be randomly assigned to receive either LY3209590 or standard-of-care therapy. The primary endpoints of the trial include changes in body mass index, hemoglobin A1c percentage, and hypoglycemia incidence. Secondary endpoints include changes in fasting plasma glucose levels, postprandial glucose excursions, and patient-reported outcomes.

Participants will receive LY3209590 in combination with other antidiabetic medications, including metformin. The study duration is anticipated to be several months to allow for adequate evaluation of the short-term and long-term efficacy and safety of LY3209590. The trial design incorporates measures to minimize bias, including randomization, blinding of outcome assessors, and appropriate statistical analysis. Safety evaluations will be conducted throughout the trial period to monitor for adverse events and ensure participant well-being.

Overall, this study design aims to provide robust evidence on the safety and efficacy of LY3209590 in a real-world clinical setting, further informing its future clinical development.

(Note: The additional sections of the protocol, such as the study procedures, statistical analysis plan, and ethical considerations, have not been provided. These sections would typically be included in the introduction of a clinical trial protocol.

Actual introduction section:

Study Rationale

LY3209590 is a long-acting insulin receptor agonist with a half-life enabling weekly dosing developed for the treatment of type 2 diabetes mellitus (T2DM). This Phase 2 study of LY3209590 will: Evaluate the effects of LY3209590 on glycemic control using 2 different dose individualization strategies compared with insulin degludec in study participants previously treated with basal insulin.

3.2. Background

LY3209590 was designed as a novel, once-weekly, long-acting insulin receptor agonist that is intended for the treatment of hyperglycemia in study participants with T2DM. A once weekly insulin receptor agonist has the potential to increase willingness to initiate and compliance with an insulin therapy in study participants with T2DM. In real life only about a quarter of these study participants reach the target HbA1c of 7% (Blonde L et al. 2014) and a once weekly insulin receptor agonist could help to increase this number. The potential downside of such a long acting insulin receptor agonist could be a higher risk for hypoglycemic events or a longer duration of such events. The recently launched long acting insulin degludec has nevertheless shown a reduced potential to induce hypoglycemia as compared to insulin glargine while its half-life is twice as long as that of insulin glargine (Heise et al. 2012). The current phase 2 study will therefore evaluate the safety and efficacy of LY3209590 as compared to insulin degludec while very closely monitoring glycemic profiles using continuous glucose monitoring.

Data from the single-ascending dose (SAD) study demonstrated clear evidence of glucose lowering in study participants with T2DM at single doses ranging from CCI. The pharmacokinetics (PK) of LY3209590 following single doses demonstrated prolonged time- action profile to support once-weekly administration. LY3209590 reached maximum concentration approximately after dosing, followed by a mean elimination half-life of approximately in study participants with T2DM. With a long elimination half-life, following a weekly fixed-dose regimen, PK steady-state is reached in approximately CCI and results in approximately r concentration than after single dose. However, using a loading dose strategy that is, on PK modeling, PK following a single loading dose during the first week was demonstrated to be comparable to concentration profile at Week based on preliminary data in the multiple ascending dose (MAD) study. No clinically significant persistence in hypoglycemia was observed in the study. Besides the known risk of hypoglycemia, no relevant safety signals have been observed in the Phase 1 studies. Additional information about LY3209590 can be found in the Investigator's Brochure.

The toxicity profile of LY3209590 has been characterized in 6-week and 6-month repeat-dose toxicology studies in rats and dogs, and reproductive toxicology studies in rats and rabbits. CCI, CCI, CCI, LY3209590, CCI, CCI, CCI, CCI I8H-MC-BDCM. These studies demonstrated a familiar spectrum of effects typically associated with changes secondary to hypoglycemia and/or hyperinsulinemia resulting from repeat dosing of exogenous insulin in normoglycemic test systems. All findings were considered to be target-related with no evidence of off-target effects in any of the parameters assessed. Additional information about LY3209590 can be found in the Investigator's Brochure.

3.3. Benefit/Risk Assessment

The data from the SAD study and the ongoing MAD study (Studies BDCA and BDCB) have shown that LY3209590 was well tolerated and the adverse drug reactions are in line with those reported for long acting insulins.

Potential risks associated with LY3209590, derived from the known risks of long acting insulins are hypoglycemia, hypersensitivity reactions (localized allergy and/or systemic allergy), undesirable effects at the injection site (injection-site reactions and lipodystrophy), and peripheral edema. An additional risk based on preclinical data could be an elevation of

liver aminotransferases. To date, this has not been observed in study participants or healthy volunteers exposed to LY3209590 for up to 6 weeks.

More information about the known and expected benefits, risks, Serious Adverse Events (SAE) and reasonably anticipated AEs of LY3209590 are to be found in the Investigator's Brochure.

6 Discussion

As can be seen from the model results, providing examples to the prompt significantly enhances the outcome and quality of text generation. It helps with following the same format, writing style and inclusion of certain information in the introduction section. Additionally, it can be observed that gpt-4 and gpt-3.5-turbo-16k-063 significantly outperform other models in almost all metrics measured. It can be observed that inclusion of two examples is the optimal number of examples for the prompt to understand the writing style and to learn what to include in the introduction section.

Inclusion of relevant examples to the prompt (metadata and introduction section pair from the same Sponsor and at the same Trial Phase as the current study design) significantly improved the accuracy of text generation and resulted in cosine similarity of up to 0.8 and rouge precision of up to 0.7 which indicates conformance to the desired writing style.

As an enhancement to the Intelligent Clinical Trials (ICT) platform, this feature can be simply integrated with the application and previous metadata and protocol sections can be provided to the gpt LLM models for protocol generation purposes.

6.1 Challenges and resolutions

The initial use of T5 models highlighted the challenges in generating long and contextually rich content. Adjustments were made to focus on the GPT-4 model and prompt engineering instead of model training, which significantly improved the output quality for the Introduction section.

6.2 Accomplishments

The following achievements were accomplished as part of this research:

1. **40 Protocols Analyzed:** Focused on Type II Diabetes, with specific criteria for selection.
2. **Scraping and Collection:** Efficient extraction of Introduction and Study Design sections for all protocols.
3. **Comprehensive Metadata Collection:** Gathering detailed metadata for each protocol, enriching the training dataset from trial trove data repository.
4. **Drug Metadata Compilation:** Obtaining data for 20 commonly referenced drugs in the protocols.
5. **LLM Script Refinement:** Adjusting existing LLM scripts to align with the project's requirements.
6. **Prompt Engineering and Evaluation:** Appropriate gpt prompt has been developed along with extensive experimentation and evaluation metrics for performance in generation.
7. **Robust Text Generation:** Introduction section of clinical protocol has been generated using gpt models with high accuracy and reasonable performance metrics assisting clinical trials designers with their manual task of protocol writing.

Future efforts may include expanding the range of sections automated, refining the model's accuracy, and exploring further integrations within clinical research frameworks.

7 Conclusion

The "Intelligent Clinical Trial Design Support using Generative AI" project stands as a testament to the transformative potential of AI in clinical research. The strategic use of generative AI models like GPT-4 not only streamlined the protocol development process but also opened new avenues for innovation in clinical trial design. The project demonstrated the immense potential of generative AI in the realm of clinical trial design. The successful integration of AI-generated protocol sections represents a significant leap forward in optimizing the efficiency and accuracy of clinical trial protocols. Future endeavors may explore broader applications of this technology, further revolutionizing the field of clinical research.

References

- Zihang Dai, Zhilin Yang, Yiming Yang, Jaime Carbonell, Quoc V Le, and Ruslan Salakhutdinov. Transformer-xl: Attentive language models beyond a fixed-length context. *arXiv preprint arXiv:1901.02860*, 2019.
- Sumanth Dathathri, Andrea Madotto, Janice Lan, Jane Hung, Eric Frank, Piero Molino, Jason Yosinski, and Rosanne Liu. Plug and play language models: A simple approach to controlled text generation. *arXiv preprint arXiv:1912.02164*, 2019.
- Jacob Devlin, Ming-Wei Chang, Kenton Lee, and Kristina Toutanova. Bert: Pre-training of deep bidirectional transformers for language understanding. *arXiv preprint arXiv:1810.04805*, 2018.
- Nitish Shirish Keskar, Bryan McCann, Lav R Varshney, Caiming Xiong, and Richard Socher. Ctrl: A conditional transformer language model for controllable generation. *arXiv preprint arXiv:1909.05858*, 2019.
- Brian Lester, Rami Al-Rfou, and Noah Constant. The power of scale for parameter-efficient prompt tuning. *arXiv preprint arXiv:2104.08691*, 2021.
- M Maleki and M Khan. Covid-19 health equity & justice dashboard: A step towards countering health disparities among seniors and minority population. *Social Science Research Network*, 2023.
- Morteza Maleki, Mohsen Bahrami, Monica Menendez, and Jose Balsa-Barreiro. Social behavior and covid-19: Analysis of the social factors behind compliance with interventions across the united states. *International journal of environmental research and public health*, 19(23):15716, 2022.
- Fabio Petroni, Tim Rocktäschel, Patrick Lewis, Anton Bakhtin, Yuxiang Wu, Alexander H Miller, and Sebastian Riedel. Language models as knowledge bases? *arXiv preprint arXiv:1909.01066*, 2019.
- Kaitao Song, Xu Tan, Tao Qin, Jianfeng Lu, and Tie-Yan Liu. Mass: Masked sequence to sequence pre-training for language generation. *arXiv preprint arXiv:1905.02450*, 2019.