

SAT-DIFF: A Tree Diffing Framework Using SAT Solving

CHUQIN GENG, McGill University, Canada

HAOLIN YE, McGill University, Canada

YIHAN ZHANG, McGill University, Canada

BRIGITTE PIENKA, McGill University, Canada

XUJIE SI, University of Toronto, Canada

Computing differences between tree-structured data is a critical but challenging problem in software analysis. In this paper, we propose a novel tree diffing approach called SATDIFF, which reformulates the structural diffing problem into a MaxSAT problem. By encoding the necessary transformations from the source tree to the target tree, SATDIFF generates correct, minimal, and type safe low-level edit scripts with formal guarantees. We then synthesize concise high-level edit scripts by effectively merging low-level edits in the appropriate topological order. Our empirical results demonstrate that SATDIFF outperforms existing heuristic-based approaches by a significant margin in terms of conciseness while maintaining a reasonable runtime.

1 INTRODUCTION

Software systems need to undergo evolution to fulfill their intended objectives, thereby contributing to the emergence of the field known as *software evolution analysis* [Mens and Demeyer 2008]. One of the most fundamental problems in software evolution analysis is *source code differencing*, which has wide applications in version control systems, program analysis, and debugging. The problem entails computing differences between two source code files and determining the transformation from one to the other through a series of edit actions, commonly referred to as *edit scripts*. In typical software development environments, edit scripts are computed between different versions of the same code to understand changes applied to the original code.

Viewing code as text is a straightforward approach for computing edit scripts. For instance, when given two versions of a source code file, the Unix diff tool utilizes the Myers algorithm [Myers 1986] at the text level of granularity to generate an edit script that identifies added or deleted lines. However, edit scripts generated by tools like Unix diff and other text-level methods can often be challenging for users to interpret. These methods do not take the structure of the code into account, thereby necessitating further analysis in order to understand behind code changes.

To address this issue, a line of work [Dotzler and Philippsen 2016; Falleri et al. 2014; Fluri et al. 2007; Nguyen et al. 2012; Wang et al. 2003] has emerged that computes edit scripts at the abstract syntax tree (AST) level. This is also known as the *tree/structural diffing* problem. By incorporating the structural information of the code, tree diffing edit scripts support high-level edit actions such as *update*, *move*, *insert*, and *delete*, which can significantly enhance readability for end users. One widely adopted design choice for computing tree diffing is the algorithm proposed by [Chawathe et al. 1996]. This method involves addressing two sub-problems: 1) identifying a suitable matching between the source and target trees, and 2) deducing an edit script based on the established matching. It is worth noting that finding the shortest or minimum tree diffing edit script has been proven to be NP-hard [Bille 2005], and most existing methods, such as *Gumtree* [Falleri et al. 2014], follow the approach of Chawathe et al., often failing to produce minimum edit scripts.

In this paper, our objective is to compute minimum edit scripts between two code trees while providing a formal guarantee of minimality. Our approach, called SATDIFF, can be broken down into three distinct phases. First, in contrast to previous work, we reframe the tree diffing problem as a

maximum satisfiability (MaxSAT) problem [Stützle et al. 2001] and leverage state-of-the-art solvers to search for the correct minimum edits. Our intuition behind SATDIFF is rather straightforward: we employ a solver designed for NP (nondeterministic polynomial) problems to tackle the matching problem’s intrinsic NP complexity. While solving NP problems such as tree diffing can raise runtime concerns, recent advancements in solvers, along with our optimizations of the constraints encoding, have made it feasible to obtain results in a timely manner.

Second, we decode the solver’s solution into low-level edit actions, which primarily specify operations on the nodes and edges of trees. We also show that these low-level edit actions can form low-level edit scripts when arranged in an appropriate order. Furthermore, our encoding constraints provide correctness and minimality guarantees for low-level edit scripts. It is also worth highlighting that edit scripts generated by SATDIFF can achieve the same level of type safety as proposed in *truediff* [Erdweg et al. 2021]. Specifically, all intermediate trees resulting from each edit action remain well-typed, even if they may contain holes.

In the final step, we synthesize high-level edit scripts from low-level edit actions, presenting them in a more intuitive and user-friendly format for end users. Specifically, our low-level edit actions can be combined to create high-level edit actions, such as *update*, *move*, *insert*, and *delete*. This process is accomplished using an efficient algorithm that combines low-level edit actions into coherent high-level edit actions while considering the appropriate topological order. Our experimental results also indicate that our high-level edit scripts outperform existing approaches such as *truediff* and *Gumtree* in terms of conciseness while maintaining a reasonable runtime. In summary, we make the following contributions:

- We present a novel approach – SATDIFF for tree diffing by formulating the problem as a MaxSAT problem. We encode tree edits into MaxSAT constraints, where hard constraints ensure the correctness of edits, and soft constraints guarantee the minimality of the edits.
- We interpret MaxSAT solutions into low-level edit actions and subsequently synthesize high-level edit scripts based on the dependency graph of low-level edit actions.
- We present rigorous semantics of our low-level and high-level edit scripts, which transform from the source tree to the target tree in a type-safe manner.
- We evaluate the conciseness and runtime performance of SATDIFF, comparing it to state-of-art approaches such as *Gumtree* and *truediff*. Additionally, we conduct an ablation study to demonstrate the effectiveness of our encoding constraints and a case study to understand discrepancies between SATDIFF and *Gumtree*.

2 PRELIMINARY – THE MAXSAT PROBLEM

In order to discuss the maximum satisfiability (MaxSAT) problem, we must first introduce the Boolean satisfiability (SAT) problem. The SAT problem aims to determine whether a given propositional formula is satisfiable and the problem is known to be NP-complete [Cook 1971]. It can be presented in a standard form called conjunctive normal form (CNF), where it is expressed as a conjunction of clauses, each consisting of a disjunction of literals.

To be more precise, suppose we have a set of n propositional Boolean variables for a CNF Φ , denoted as $\text{vars}(\Phi) = \{x_1, x_2, \dots, x_n\}$. A truth assignment π for Φ assigns each propositional variable $x_i \in \text{vars}(\Phi)$ to a truth value (true or false). We say that a *literal* l is either a variable x or its negation $\neg x$. For a literal l , π makes l true ($\pi \models l$) if l is the variable x and $\pi(x) = \text{true}$ or if l is $\neg x$ and $\pi(x) = \text{false}$. A *clause* C that consists of n literals can be expressed as

$$C = \bigvee_{i=1}^n l_i$$

We say a clause C is satisfied by π if π makes at least one of the literals l_i in C true, denoted as $\pi \models C$. Then, a CNF Φ which contains m clauses $\{C_1, C_2, \dots, C_m\}$ can be represented as

$$\Phi = \bigwedge_{j=1}^m C_j = \bigwedge_{j=1}^m \bigvee_{i=1}^{n_j} l_{ij}$$

It is trivial to show that π satisfies Φ ($\pi \models \Phi$) if and only if all $\{C_1, C_2, \dots, C_m\}$ are satisfied by π simultaneously. In this case, we say π is a model of Φ . The goal of solving the SAT problem is to return a model π if Φ can be satisfied, or a proof if Φ is not satisfiable.

In certain scenarios, it may be impossible to find an assignment π that satisfies all clauses, thereby giving rise to the MaxSAT problem. A MaxSAT CNF Φ can be partitioned into hard and soft clauses:

$$\Phi = \text{hard}(\Phi) \bigwedge \text{soft}(\Phi)$$

where hard clauses $\text{hard}(\Phi)$ must be satisfied, while soft clauses $\text{soft}(\Phi)$ can be falsified at a certain cost. More specifically, the cost of a soft clause C is a positive weight denoted as wt_C .

A *feasible* solution of Φ is a truth assignment π to $\text{vars}(\Phi)$ (the variables of Φ), that satisfies the hard clauses $\text{hard}(\Phi)$. The cost of a feasible solution π for Φ is determined by the sum of the weights of the soft clauses it falsifies.

$$\text{cost}(\pi, \Phi) = \sum_{C | C \in \text{soft}(\Phi) \wedge \pi \not\models C} wt_C$$

The goal of solving a MaxSAT problem Φ is to minimize the total cost across all soft clauses. An optimal solution can be defined as a feasible solution that satisfies the minimum sum of the weights of the soft clauses. Solving the MaxSAT problem is also NP-hard, and finding an exact solution for large instances is often impractical. Heuristic algorithms are typically used to find approximate solutions that are close to optimal while balancing the trade-off between satisfying hard constraints and minimizing the penalties for violating soft constraints [Stützle et al. 2001].

3 OVERVIEW OF SATDIFF

In this section, we provide an overview of our SATDIFF framework, a novel approach to tree diffing using the MaxSAT solving. The SATDIFF framework takes a pair of source and target code files written in a specific programming language as input and generates a correct and concise edit script. The SATDIFF framework consists of the following phases:

The parsing phase This phase involves taking a pair of source and target code files written in a specific programming language and parsing them into the source AST S and the target AST T . To give a concrete example, let's consider the following pair of codes:

Source : $\text{Sub}(\text{Add}(A, (\text{Mul}(B, C)), \text{Sub}(D, \text{Sub}(E, F))))$
Target : $\text{Sub}(\text{Add}(G, \text{Add}(B, C)), \text{Sub}(D, A))$

which are parsed into a pair of source and target ASTs, as illustrated in Figure 1a. Formally, we define an AST as a connected acyclic graph represented by $T := (N, E)$, where N, E represents a set of nodes and edges respectively. Each node $n \in N$ has a parent node represented by $n.\text{par}$, except for the root node, which is denoted as $\text{root}(T)$. Additionally, any given node n can have an ordered list of child nodes connected through edges. We represent the i^{th} child of node n as $n.c_i$, and we denote the connecting edge as $(n, e_i, n.c_i)$. We also denote the i^{th} child slot or the edge e_i of a (parent) node n as (n, e_i) . In addition, each node n possesses both a label ($l := \text{label}(n)$) and an optional string value ($v := \text{value}(n)$). Normally, internal nodes of an AST have a label, whereas a leaf node can have both a label and a value. Note that each node $n \in N$ is assigned with a unique identifier even if there are nodes that have the same label and value.

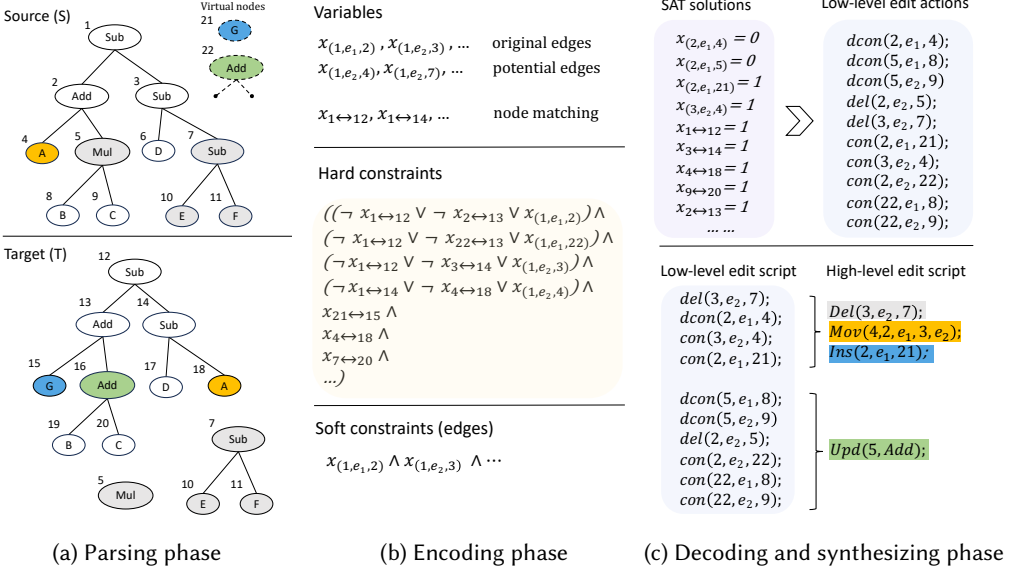


Fig. 1. Overview of the SATDIFF Algorithm.

We also introduce the concepts of *virtual nodes* and *source space*, both of which play an essential role in constructing an isomorphic tree to the target tree. *Virtual nodes* refer to nodes in the target tree T that do not exist in the source tree S , such as nodes 21 and 22 in Figure 1a. The *source space* includes the source tree S and all *virtual nodes*. In essence, the target tree T can be reconstructed within the *source space* by removing existing edges and adding new ones.

The encoding phase In this phase, we start by generating the necessary propositional Boolean variables, which are then organized into two sets. The first set is designed to encode the state of edges in the *source space*. Formally, we use a variable x_{n,e_i,n_c} to indicate whether the i^{th} edge e_i of node n is connected to n_c . For instance, $x_{2,e_1,4}$ encodes the usage of the first edge of the node 2 to 4 in our example. The literal x_{n,e_i,n_c} indicates that the edge e_i is being utilized, signifying a connection between the corresponding nodes n and n_c . And the negation $\neg x_{n,e_i,n_c}$ indicates that the edge e_i is not being used. It's worth noting that, in addition to existing edges, potential edges (currently nonexistent) are also being encoded.

The second set of variables is used to encode the matching between nodes in T and S . Specifically, a variable $x_{n \leftrightarrow n'}$ encodes the usage of a match between a node n from the source tree S and a node n' from the target tree T . For instance, $x_{1 \leftrightarrow 12}$ encodes the usage of a match between nodes 1 and 12. The literal $x_{n \leftrightarrow n'}$ indicates that the match between n and n' is established, while the negation $\neg x_{n \leftrightarrow n'}$ indicates that there is no match between n and n' .

The next step involves encoding a set of hard and soft constraints to tackle the tree diffing problem. The hard constraints are designed to guarantee that the tree reconstructed by removing existing edges and adding new edges within the source space is isomorphic to the target tree T . Conversely, these soft constraints specify that both disconnecting existing edges and adding new edges should incur a certain cost. Intuitively, these soft constraints incentivize the solver to make minimal changes to the structure of the source tree, ultimately contributing to the optimality of the derived edit script. Further details regarding the design of these propositional Boolean variables and constraints will be discussed in Section 4.1.

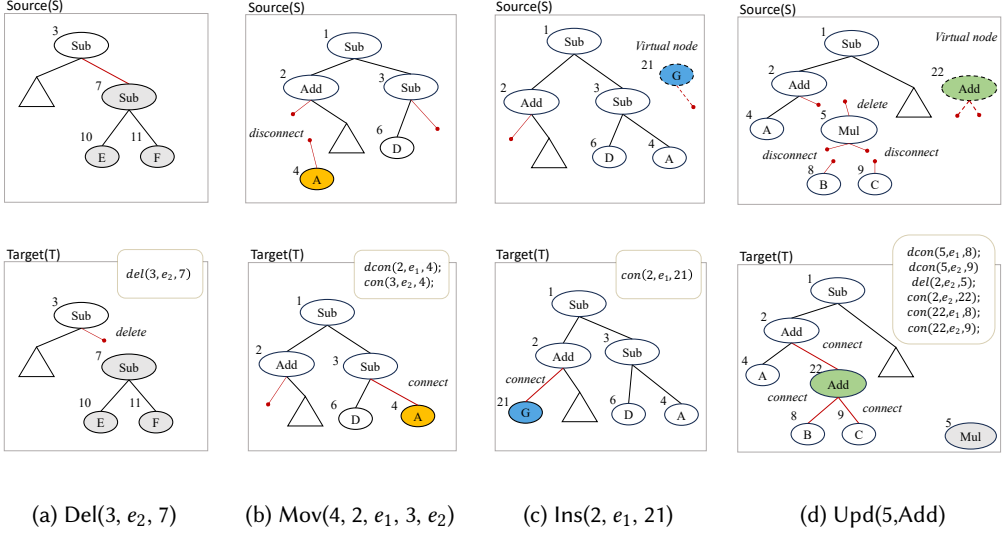


Fig. 2. High-level Operations.

The decoding phase In this phase, our objective is to decode low-level edit actions from SAT solutions. We design three low-level edit actions: *dcon*, *del*, and *con*, representing disconnecting an edge, deleting a node, and connecting an edge, respectively. These actions can be easily inferred from the truth assignment (SAT solution) of our propositional Boolean variables, which encode the state of edges and the usage of node matches.

We demonstrate that low-level edit actions can form a low-level edit script when arranged appropriately. SATDIFF provides correctness and minimality guarantees on low-level edit scripts by enforcing hard and soft constraints, respectively. Further details will be discussed in Section 4.2.

The synthesizing phase In this phase, we synthesize high-level edit scripts from low-level edit actions. It’s worth mentioning that high-level edit actions can be composed using specific combinations of low-level edit actions, given an appropriate dependency order, as illustrated in Figure 2. For instance, the process of disconnecting the edge $(2, e_1, 4)$ and then reconnecting node 4 to node 3 via a new edge $(3, e_2, 4)$ can be synthesized into a *Move* action. Afterward, connecting the *virtual node* 21 to the slot $(2, e_1)$ of node 2 can be viewed as an *Insert* action. Additionally, the process of deleting node 5 while disconnecting nodes 8 and 9 from it, which creates an empty slot at the second child of node 2, followed by reconnecting nodes 8 and 9 to the *virtual node* 22 and then connecting this subtree to that slot can be merged into a *Update* action.

Specifying an appropriate ordering for low-level edits, as well as synthesizing high-level edit scripts, poses challenges due to complex dependencies. To address this, we leverage dependency graphs that characterize topological orderings of low-level edit actions to generate both low-level and high-level edit scripts. Further details about our approach and other aspects of our high-level edit scripts will be discussed in Section 4.3.

Algorithm 1: The SATDIFF framework

Input: source tree (S), target tree (T)
Output: a high-level edit script between the input trees, $\bar{\Delta}$

```

1 Function SATDiff( $S, T$ )
2    $v \leftarrow \text{CollectVirtualNodes}(S, T)$            /* can be improved with optimization1 */
3    $M \leftarrow \text{MatchingVariables}(S \cup v, T)$ 
4    $E \leftarrow \text{EdgeVariables}(S \cup v, T)$        /* can be improved with optimization2 */
5    $\Phi_{hard} \leftarrow \text{HardEncoding}(M, E)$ 
6    $\Phi_{soft} \leftarrow \text{SoftEncoding}(M, E)$ 
7    $\pi \leftarrow \text{MAX\_SAT\_Solver}(\Phi_{hard}, \Phi_{soft})$  /* SAT solution */
8    $\mathcal{E} \leftarrow \text{Decoding}(\pi)$                  /* edit effects */
9    $dpg \leftarrow \text{ConstructDependencyGraph}(\mathcal{E})$ 
10   $\bar{\Delta} \leftarrow \text{SynthesizingHighLevelEditScript}(dpg)$ 
11  return  $\bar{\Delta}$ 

```

4 METHODOLOGY

In this section, we discuss the detailed steps of each phase. Algorithm 1 outlines the high-level procedure of the SATDIFF framework. SATDIFF starts by generating variables to encode the tree diffing problem as a MaxSAT problem. Subsequently, it utilizes a MaxSAT problem solver to identify the optimal solution. The optimal solution is then interpreted as tree edits, and, in the final step, high-level edit scripts are synthesized based on the topological ordering of tree edits.

4.1 The encoding phase – Generating variables and constraints to encode tree diffing*4.1.1 Allocating variables to encode the usage of edges and matches.*

To encode the tree diffing problem, we begin by generating a set of propositional Boolean variables that represent modifications to the source tree. We also introduce key definitions, including *virtual nodes*, *source space*, and *edge variables*.

Definition 4.1 (*Virtual nodes and the source space*). Consider a pair of source tree $S := (N_S, E_S)$ and target tree $T := (N_T, E_T)$, where N_S and N_T represent multisets of nodes, and E_S and E_T represent multisets of edges. We define *virtual nodes* as copies of all nodes in N_T . Then we define *source space* as the graph $S' := (N_S \cup N_T, E_S)$, i.e., constructed by S and *virtual nodes*.

Remark 1 (*Optimization on virtual nodes*). Intuitively, we want to construct the target tree T (or construct a tree that is identical to T) in the *source space* S' . Hence, S' should include all nodes of T , i.e., N_T . Then by manipulating the edges between nodes in S' , it becomes possible to find a tree within S' that is isomorphic to T , as stated in Lemma 1.

However, it is sufficient for *virtual nodes* to contain only those nodes that are in the multiset set difference $N_T \setminus N_S$. For instance, suppose $N_T = \{3, \text{Add}, \text{Add}, \text{Add}\}$ and $N_S = \{3, \text{Add}, 4\}$; then, *virtual nodes* are $N_T \setminus N_S = \{\text{Add}, \text{Add}\}$. It is trivial to show that adding Add, Add to N_S provides enough elements to construct the target tree T .

Reducing the number of *virtual nodes* significantly decreases the number of clauses in our encoding, playing an essential role in improving the runtime performance of SATDIFF, as demonstrated in Section 5.3.

Definition 4.2 (*Edit effect*). An edit effect $\mathcal{E}(S, T)$ is a four-element tuple $(\mathcal{E}_{N^+}(S, T), \mathcal{E}_{N^-}(S, T), \mathcal{E}_{E^+}(S, T), \mathcal{E}_{E^-}(S, T))$ representing the necessary edits for the source tree S to transform into the target tree T . To be more specific, $\mathcal{E}_{N^+}, \mathcal{E}_{N^-}, \mathcal{E}_{E^+}, \mathcal{E}_{E^-}$ denote the nodes and edges that need to be added and deleted, respectively. We intentionally omit S and T when the context is clear.

Remark 2. Note that the edit effect \mathcal{E} solely describes the outcome of the edit, without specifying a sequence of edit actions. Still, it serves as a guideline to generate our edit scripts. Intuitively, we view an edit script as a sequence of actual edit actions designed to achieve the editing effect described by the corresponding edit effect, as we will discuss later. In addition, the creation of *source space* S' corresponds to $\mathcal{E}_{N_+}(S, T)$. Then we only need an edit effect $\mathcal{E}(S', T)$ that consists of three-element tuple $(\mathcal{E}_{N_-}(S', T), \mathcal{E}_{E_+}(S', T), \mathcal{E}_{E_-}(S', T))$ to describe necessary edits that applied to the source space S' to transform into T .

Lemma 1. There exists at least one edit effect \mathcal{E} that applies to the source space $S' := (N_{S'}, E_S)$, resulting in a tree $T_{\mathcal{E}}$ such that $T_{\mathcal{E}}$ is isomorphic to the target tree T .

PROOF. A trivial edit effect $\mathcal{E}(S', T)$ can be described as follows: $\mathcal{E}_{E_-}(S', T) = E_S$, $\mathcal{E}_{E_+}(S', T) = E_T$, and $\mathcal{E}_{N_-}(S', T) = N_{S'} \setminus N_T$. First, we delete edges in $\mathcal{E}_{E_-}(S', T)$ in S' , resulting in a modified graph $S' := (N_{S'}, \emptyset)$. Next, we construct edges in $\mathcal{E}_{E_+}(S', T)$, resulting in $S' := (N_{S'}, E_T)$. Finally, the remaining unconnected nodes that lies in $\mathcal{E}_{N_-}(S', T)$ are deleted, resulting in $S' := (N_T, E_T)$. \square

To encode the edit effect from the source space S' to the target tree T , we require *match variables* and *edge variables*. Recall that our edge notions: We denote the i^{th} child slot or the edge e_i of a (parent) node n as (n, e_i) . An edge can also be denoted as (n, e_i, n_c) , interpreted as the i^{th} edge of n connecting to n_c . Then we define *edge variables*.

Definition 4.3 (*The edge variable*). Let n and n_c be two nodes in the source space S' , a variable x_{n, e_i, n_c} encodes the usage of the edge e_i in the connection between node n_c and (parent) node n .

Remark 3. The literal x_{n, e_i, n_c} indicates that the edge e_i is being utilized, signifying a connection between the corresponding nodes n and n_c through edge e_i . In other words, node n_c uses the edge (n, e_i) , becomes the i^{th} child of node n . On the other hand, the negation $\neg x_{n, e_i, n_c}$ indicates that the edge e_i is not being used, although nodes n and n_c may be disconnected or connected through other edges.

Definition 4.4 (*The match variable*). The set of nodes matched with n in T is defined as $M_{node}(n, N_T) := \{n' \mid n' \leftrightarrow n, n' \in N_T\}$, where $n \leftrightarrow n'$ indicates that the following match conditions are met:

$$label(n) = label(n'), value(n) = value(n')$$

We also define the set of match variables with n in T as $M_{var}(n, N_T) := \{x_{n' \leftrightarrow n} \mid n' \in M_{node}(n, N_T)\}$. Conversely, the set of nodes matched with n' in S' is denoted as $M_{node}(n', N_{S'}) := \{n \mid n \leftrightarrow n', n \in N_{S'}\}$, and the set of match variables with n' in T as $M_{var}(n', N_{S'}) := \{x_{n \leftrightarrow n'} \mid n' \in M_{node}(n', N_{S'})\}$.

Remark 4. The literal $x_{n \leftrightarrow n'}$ represents a match between n and n' , while the negation $\neg x_{n \leftrightarrow n'}$ signifies no match. Multiple match variables can be created for a node n when it has several potential matching nodes in T , but only one will be used and determined by the MaxSAT solver.

Definition 4.5 (*Potential edges*). Let n' be a node from the target tree T , and $(n', e_i) \in E_T$ be the i^{th} edge of n' . Then we define the potential edges matched with (n', e_i) as all possible edges excluding existing edges in the source space in S' , i.e., $(N_{S'} \times N_{S'}) \setminus E_S$, denoted as $\tilde{E}((n', e_i))$. The set of potential edges matched with every edge in E_T is called the potential edges (set), denoted as $\bigcup_{(n', e_i) \in E_T} \tilde{E}((n', e_i))$.

Remark 5. [*Optimization on potential edges*] *Potential edges* refer to the collection of edges that are not present in the source space S' but may be needed for constructing an isomorphic tree to T in S' . It is clear that we only need a small subset of $(N_{S'} \times N_{S'}) \setminus E_S$ to search for potential edges matched with (n', e_i) . To prevent an explosion in the number of all possible edges, we filter them

by leveraging the *label* and *value* information of the target tree. This information, extracted from the edges of the target tree, provides strict rules for selecting child nodes for a specific parent node. Formally, we could define the filtered *potential edges* matched with (n', e_i) as follows:

$$\tilde{E}((n', e_i)) := \{(n, e_i, n_c) \mid n \leftrightarrow n', n_c \leftrightarrow n'.c_i, \forall n, n_c \in N_{S'}\}$$

Such a reduction in the number of *potential edges* significantly mitigates the clause explosion in the encoding phase, thus improving the runtime performance of SATDIFF dramatically, as demonstrated in Section 5.3.

4.1.2 Encoding the tree diffing problem using hard and soft constraints.

We show the tree diffing problem can be encoded into a max satisfiability problem represented by a CNF Φ_{SATDIFF} . To facilitate our discussion on Φ_{SATDIFF} , we introduce the following cardinality constraints [Biere et al. 2009]:

Definition 4.6. [*The at most one (AMO) constraint*]: Given a collection of variables $X = \{x_1, \dots, x_n\}$, for $1 \leq i \leq n$, the SAT encoding of the AMO constraint is the following:

$$\Phi_{\leq 1}(X) = \neg s_0 \bigwedge \left(\bigwedge_{i=1}^n ((\neg s_{i-1} \vee s_i) \wedge (\neg s_{i-1} \vee \neg x_i) \wedge (s_{i-1} \vee \neg x_i \vee s_i)) \right)$$

Definition 4.7. [*The exactly one (EO) constraint*]: Given a collection of variables $X = \{x_1, \dots, x_n\}$, for $1 \leq i \leq n$, the SAT encoding of the EO constraint is the following:

$$\Phi_{=1}(X) = \left(\bigvee_{i=1}^n l_i \right) \wedge \Phi_{\leq 1}(X)$$

Note the variables X for $\Phi_{\text{SATDIFF}}(X)$ consist of the edge variables and match variables introduced earlier, denoted as $X := \{x_{n \leftrightarrow n'} \mid n \in N_{S'}, n' \in N_T\} \cup \{x_{n, e_i, n_c} \mid (n, e_i, n_c) \in \{ \bigcup_{(n', e_i) \in E_T} \tilde{E}((n', e_i)) \cup E_S \}\}$.

$$\begin{aligned} \Phi_{\text{SATDIFF}} &= \text{hard}(\Phi_{\text{SATDIFF}}) \bigwedge \text{soft}(\Phi_{\text{SATDIFF}}) \\ \text{hard}(\Phi_{\text{SATDIFF}}) &= \Phi_{SN} \wedge \Phi_{TN} \wedge \Phi_{CN} \wedge \Phi_{PN} \wedge \Phi_{RN} \wedge \Phi_{\cong} \\ \text{soft}(\Phi_{\text{SATDIFF}}) &= \Phi_{DE} \wedge \Phi_{AE} \end{aligned}$$

where

- (1) Φ_{SN} : Each node n in the source space has at most one target node match.

$$\Phi_{SN} = \bigwedge_{n \in N_{S'}} \Phi_{\leq 1}(M_{\text{var}}(n, N_T))$$

where $N_{S'}$ is the set of nodes of the source space S' , $M_{\text{var}}(n, N_T)$ represents the set of variables in N_T that match the source node n .

- (2) Φ_{TN} : Each target node n' has exactly one match node in the source space.

$$\Phi_{TN} = \bigwedge_{n' \in N_T} \Phi_{=1}(M_{\text{var}}(n', N_{S'}))$$

where $M_{\text{var}}(n', N_{S'})$ represents the set of variables in matched with target node n' .

(3) Φ_{CN} : Each child node n_c in the source space has at most one parent node.

$$\Phi_{CN} = \bigwedge_{n_c \in N_{S'}} \Phi_{\leq 1}(\{x_{n,e_i,n_c} \mid (n, e_i, n_c) \in \{ \bigcup_{(n', e_i) \in E_T} \tilde{E}((n', e_i)) \bigcup E_S \}\})$$

where $\bigcup_{(n', e_i) \in E_T} \tilde{E}((n', e_i))$ is the set of potential edges in the source space S' .

(4) Φ_{PN} : Each parent node n in source space have at most one i^{th} child node.

$$\Phi_{PN} = \bigwedge_{n \in N_{S'}} \Phi_{\leq 1}(x_{n,e_i,n_c} \mid (n, e_i, n_c) \in \{ \bigcup_{(n', e_i) \in E_T} \tilde{E}((n', e_i)) \bigcup E_S \})$$

(5) Φ_{\cong} : [The isomorphism constraint] When both the parent node n' and the child node n'_c in the target tree have matches, their matched nodes n and n_c in the source space S' must be connected by the corresponding edge e_i .

$$\Phi_{\cong} = \bigwedge_{(n', e_i, n'_c) \in E_T} \{x_{n,e_i,n_c} \mid n \in M_{node}(n', N_{S'}), n_c \in M_{node}(n'_c, N_{S'})\}$$

where $M_{node}(n', N_{S'})$ and $M_{node}(n'_c, N_{S'})$ are sets of nodes in the source space matched with n' and n'_c , respectively.

(6) Φ_{RN} : If any node matches with the root of the target tree T , then the node has no parent.

$$\Phi_{RN} = \bigwedge_{n_c \in M_{node}(\text{root}(T), N_{S'})} \{\neg x_{n,e_i,n_c} \mid (n, e_i, n_c) \in \{ \bigcup_{(n', e_i) \in E_T} \tilde{E}((n', e_i)) \bigcup E_S \}\}$$

where $M_{node}(\text{root}(S'), N_{S'})$ is the set of nodes in the source space S' that match with the root of T .

(7) Φ_{DE} : Encourage the utilization of existing edges.

$$\Phi_{DE} = \bigwedge_{(n,e_i,n_c) \in E_S} x_{n,e_i,n_c}$$

(8) Φ_{AE} : Discourage the utilization of potential edges.

$$\Phi_{AE} = \bigwedge_{(n,e_i,n_c) \in \bigcup_{(n', e_i) \in E_T} \tilde{E}((n', e_i))} \neg x_{n,e_i,n_c}$$

Interpret the solution to $\Phi_{SATDIFF}$ as edit effect. Recall our encoding variables are $X := \{x_{n \leftrightarrow n'}\} \cup \{x_{n,e_i,n_c}\}$. Then variables assigned by a solution π can be interpreted as an edit effect $\mathcal{E}^\pi := (\mathcal{E}_{N^-}^\pi, \mathcal{E}_{E^+}^\pi, \mathcal{E}_{E^-}^\pi)$ that applies to the source space $S' := (N_{S'}, E_S)$:

$$\mathcal{E}_{N^-}^\pi := \{n \mid \pi(x_{n \leftrightarrow n_c}) = 0\}$$

$$\mathcal{E}_{E^+}^\pi := \{(n, e_i, n_c) \mid (n, e_i, n_c) \in \bigcup_{(n', e_i) \in E_T} \tilde{E}((n', e_i)), \pi(x_{n,e_i,n_c}) = 1\}$$

$$\mathcal{E}_{E^-}^\pi := \{(n, e_i, n_c) \mid (n, e_i, n_c) \in E_S, \pi(x_{n,e_i,n_c}) = 0\}$$

Note that the solution π may be infeasible, failing to satisfy the hard constraints $hard(\Phi_{SATDIFF})$. In such cases, applying the edit \mathcal{E}^π to S' could result in an arbitrary graph $G := (N_G, E_G)$, where $N_G \subseteq N_{S'}$ and $E_G \in \mathcal{P}(N_{S'} \times N_{S'})$. In addition, the solution π doesn't directly specify the ordering

of adding and removing nodes and edges; it is limited to indicating which edges and nodes should be modified, corresponding to an edit effect \mathcal{E}^π .

Theorem 2 (Guarantee of correctness). Any solution π that satisfies the hard constraints, i.e., $\pi \models \text{hard}(\Phi_{\text{SATDIFF}})$, implies a correct edit effect \mathcal{E}^π from the source space S' to the target tree T . The correctness of edit effect \mathcal{E}^π ensures the existence of a tree $T_{\mathcal{E}}$ in the source space that is isomorphic to the target tree T , i.e., $T_{\mathcal{E}} \cong T$.

PROOF. We present a sketch of the proof.

The constraints Φ_{SN} , Φ_{RN} , and Φ_{TN} ensure the validity of the established matches between the nodes of the source space S' and the target tree T . Similarly, the constraints Φ_{CN} and Φ_{PN} guarantee the validity of tree candidates from the modified source space S' . The isomorphism constraint Φ_{\cong} enforces a matching between the nodes of any tree candidate and T . In this matching, an edge connects two nodes in the candidate if and only if their corresponding nodes are connected by an edge in T . Ultimately, any resulting tree candidate satisfying all constraints in $\text{hard}(\Phi_{\text{SATDIFF}})$ is a valid tree $T_{\mathcal{E}}$ that satisfies $T_{\mathcal{E}} \cong T$. To conclude, any solution π s.t. $\pi \models \text{hard}(\Phi_{\text{SATDIFF}})$ infers a correct \mathcal{E}^π . \square

Theorem 3 (Guarantee of minimality). By optimizing the soft constraints $\text{soft}(\Phi_{\text{SATDIFF}})$,

$$\min_{\pi} \text{cost}(\pi, \Phi_{\text{SATDIFF}})$$

we obtain the optimal solution π^* as well as the minimum edit effect $\mathcal{E}^{\pi^*} := (\mathcal{E}_{N-}^{\pi^*}, \mathcal{E}_{E+}^{\pi^*}, \mathcal{E}_{E-}^{\pi^*})$.

PROOF. Without loss of generality, we set the cost $w_{t_C} = 1, \forall C \in \text{soft}(\Phi_{\text{SATDIFF}})$. Then our optimization objective is:

$$\begin{aligned} \min_{\pi} \text{cost}(\pi, \Phi_{\text{SATDIFF}}) &= \min_{\pi} \sum_{C|C \in \text{soft}(\Phi_{\text{SATDIFF}}) \wedge \pi \not\models C} 1 = \min_{\pi} \sum_{C|C \in (\Phi_{DE} \wedge \Phi_{AE}) \wedge \pi \not\models C} 1 \\ &= \min_{\pi} \left(\sum_{C|C \in \Phi_{DE} \wedge \pi \not\models C} 1 + \sum_{C|C \in \Phi_{AE} \wedge \pi \not\models C} 1 \right) \\ &= \min_{\Delta^\pi} (|\mathcal{E}_{E-}^\pi| + |\mathcal{E}_{E+}^\pi|) = \min_{\mathcal{E}^\pi} |\mathcal{E}_E^\pi| \end{aligned}$$

Intuitively, the solver finds a correct (by Theorem 2) and optimal solution π^* that minimizes the number of added potential edges and deleted existing edges, which is the minimum edit effect \mathcal{E}^{π^*} . \square

4.2 The decoding phase – Decoding low-level edit scripts from MaxSAT solution

Definition 4.8 (Free edge). An edge e is considered to be *free* if there is no child currently connected to a parent node through that edge. We denote the collection of edges e that are *free* in a graph (N, E) as E_{free} .

Definition 4.9 (Free node). A node n is considered to be *free* if there is no edge connecting n to a parent node. In other words, n is the root of a subtree. We denote the collection of nodes n that are *free* in a graph (N, E) as N_{free} .

Definition 4.10 (Low-level edit actions). We introduce three low-level (*atomic*) edit actions: dcon, del, and con. These actions execute the node and edge operations described in edit effect \mathcal{E} . Specifically, dcon removes edges in \mathcal{E}_{E-}^π , del deletes nodes in \mathcal{E}_{N-}^π , and con adds edges in \mathcal{E}_{E+}^π , as illustrated in Figure 3. We define each edit action as follows:

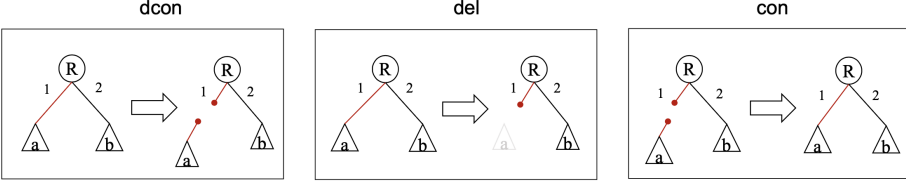


Fig. 3. Low-level edit actions execute edge and node operations described in the edit effect.

- $\text{con}(n_p, e_i, n)$: This action connects node n to its new parent n_p through the edge e_i , indicating that $n = n_p \cdot c_i$. If node n has children, this action also connects the subtree rooted at n to the tree where n_p belongs.
- $\text{dcon}(n_p, e_i, n)$: This action detaches node n from its parent n_p by disconnecting edge e_i . After this action, the subtree rooted at node n will be detached from the current tree and will become free, and so will the edge (n_p, e_i) . The disconnected subtree will be used in future actions.
- $\text{del}(n_p, e_i, n)$: This action deletes the subtree rooted at node n from its parent n_p by disconnecting edge (n_p, e_i) . The edge (n_p, e_i) becomes free, and the subtree that was previously connected to it is removed and will not be used in future actions.

Remark 6. In the earlier section, we demonstrate that SAT solutions can be interpreted as edit effects, which are executed by low-level edit actions. To illustrate, we provide examples of decoding SAT solutions into low-level edit actions based on the AST pairs introduced in Figure 1.

- $x_{2,e_1,4} = 0$ and $x_{4 \leftrightarrow 18} = 1$ imply that the edge $(2, e_1)$ is available, and node 4 is needed later due to a matching literal, resulting in the atomic edit action $\text{dcon}(2, e_1, 4)$.
- In another scenario with $x_{3,e_2,7} = 0$ and no true match variables for node 7, it suggests the deletion of the subtree rooted at node 7, leading to the atomic edit action $\text{del}(3, e_2, 7)$.
- $x_{3,e_2,4} = 1$ indicates a connection between nodes 3 and 4 via the edge $(3, e_2)$, the derived atomic edit action is $\text{con}(3, e_2, 4)$.

Definition 4.11 (*Edit script*). An edit script, denoted as Δ , is a sequence of atomic edit actions. Its semantics can be seen as a mapping defined on the graph space G . Formally, this mapping is represented as $\llbracket \Delta \rrbracket : G \rightarrow G \perp$, which yields \perp if $\Delta(S') \not\cong T$, where $S', T \in G$. And the correctness of Δ is indicated by $\Delta(S') \cong T$.

Definition 4.12 (*Low-level edit script*). A *low-level edit script*, denoted as $\underline{\Delta}$, is an edit script composed of low-level edit actions: $\text{con}(n_p, e_i, n)$, $\text{dcon}(n_p, e_i, n)$, and $\text{del}(n_p, e_i, n)$. We present the syntax of $\underline{\Delta}$ as follows:

$$\underline{\Delta} := \cdot \mid \text{con} \mid \text{dcon} \mid \text{del} \mid \underline{\Delta}_1; \underline{\Delta}_2$$

Note that $\underline{\Delta}$ must be arranged in an appropriate execution order. An execution order is considered *appropriate* when there is no conflict, meaning that an edge or node is used only when it is in the free state. Then we present the semantics of $\underline{\Delta}$ as follows:

$$\frac{}{\rho_0 \vdash_L \cdot \Downarrow \rho_0} \quad \frac{\rho_0 \vdash_L \underline{\Delta}_1 \Downarrow \rho_1 \quad \rho_1 \vdash_L \underline{\Delta}_2 \Downarrow \rho_2}{\rho_0 \vdash_L \underline{\Delta}_1; \underline{\Delta}_2 \Downarrow \rho_2}$$

$$\frac{n \in F_0 \quad (n_p, e_i) \in F_0 \quad (n_p, e_i, n) \notin S'_0}{\rho_0 \vdash_L \text{con}(n_p, e_i, n) \Downarrow S'_0 \cup \{(n_p, e_i, n)\} | F_0 \setminus \{n, (n_p, e_i)\}}$$

$$\frac{\frac{n \notin F_0 \quad (n_p, e_i) \notin F_0 \quad (n_p, e_i, n) \in S'_0}{\rho_0 \vdash_L \text{dcon}(n_p, e_i, n) \Downarrow S'_0 \setminus \{(n_p, e_i, n)\} | F_0 \cup \{n, (n_p, e_i)\}}}{\frac{\rho_0 \vdash_L \text{dcon}(n_p, e_i, n) \Downarrow \rho_1 \quad \rho_1 \vdash_L \text{del}(n, e_1, n_{c_1}) \Downarrow \rho_2 \quad \rho_2 \vdash_L \text{del}(n, e_2, n_{c_2}) \Downarrow \rho_3}{\rho \vdash_L \text{del}(n_p, e_i, n) \Downarrow S'_3 \setminus \{n\} | F_3}}$$

where $\rho_i := S'_i | F_i$, S'_i is the current source space and F_i is set of *free* nodes and *free* edges in the current source space S'_i , $i \in \{0, 1, 2, 3\}$. $\underline{\Delta}_1$ and $\underline{\Delta}_2$ are any two sequences of low-level edit scripts. We say $\underline{\Delta}$ is correct if, after the execution of $\underline{\Delta}$, we have: $S' | N_T \vdash_L \underline{\Delta}(S') \Downarrow T | \{ \}$.

Theorem 4. [*Correct and minimum low-level edit scripts*] Any correct solution π to Φ_{SATDIFF} can be decoded into a correct low-level edit script $\underline{\Delta}_\pi$. The optimal solution π^* yields the correct and minimum low-level edit script $\underline{\Delta}_{\pi^*}$.

PROOF. It is trivial to show that a low-level edit script $\underline{\Delta}_\pi$ corresponds to an edit effect \mathcal{E}^π associated with an appropriate execution order. By Theorem 2 and 3, the above theorem holds. It only remains to show that an appropriate execution order must exist when \mathcal{E}^π is correct.

Note that \mathcal{E}^π being correct implies that no free edges and nodes are left when execution finishes. Since each low-level edit action either keeps the free state unchanged or changes the state to its opposite, then an appropriate execution ordering must exist. It can be constructed by taking into account the dependencies between edit actions, as presented in Algorithm 2. \square

4.3 The synthesis phase – Merging high-level edit actions from low-level edit actions

While low-level edit actions characterize the necessary transformation from the source tree to the target tree, they are not intuitive. To improve readability for end users, we introduce five high-level edit actions.

Definition 4.13 (*High-level edit actions*). We define the following high-level edit actions:

- $\text{Ins}(n_p, e_i, n)$: This operation involves adding a *virtual node* n to the i^{th} child position of node n_p through e_i .
- $\text{Del}(n_p, e_i, n)$: This action deletes the subtree rooted at node n from its parent n_p by disconnecting edge e_i . The deleted subtree will not be used again.
- $\text{Upd}(n, l, v)$: This editing action involves updating the label and/or value of node n in the tree. It replaces the current label with a new assignment l and/or updates the value with v . Importantly, this action maintains the node's position within the tree structure.
- $\text{Mov}(n, n_p, e_i, n'_p, e_j)$: This operation involves moving node n along with its subtree from being the i^{th} child of its current parent n_p to becoming the j^{th} child of its new parent n'_p . This means that both the node n and the subtree rooted at n are relocated to the new position.
- $\text{Swp}(n, n_p, e_i, n', n'_p, e_j)$: This operation consists of two Mov 's whose destination conflicts with the other's parent node. However, Swp merges the low-level actions of two Mov 's differently to avoid this conflict. Furthermore, our future extension of this project Swp can generalize to an unlimited amount of conflicting Mov 's.

Definition 4.14 (*High-level edit script*). A high-level edit script, denoted as $\overline{\Delta}$, is an edit script composed of high-level edit actions including Upd , Mov , Del , Ins and Swp . We present the syntax of $\overline{\Delta}$ as follows:

$$\overline{\Delta} ::= \cdot \mid \text{Ins} \mid \text{Del} \mid \text{Upd} \mid \text{Mov} \mid \text{Swp} \mid \overline{\Delta}_1; \overline{\Delta}_2$$

These high-level edit actions can be merged by low-level edit actions and require the same condition for an *appropriate* execution order, i.e., an edge or node is used only when it is in the free state. We present the semantics of $\bar{\Delta}$ as follows:

$$\begin{array}{c}
\frac{}{\rho_0 \vdash_H \cdot \Downarrow \rho_0} \quad \frac{\rho_0 \vdash_H \bar{\Delta}_1 \Downarrow \rho_1 \quad \rho_1 \vdash_H \bar{\Delta}_2 \Downarrow \rho_2}{\rho_0 \vdash_H \bar{\Delta}_1; \bar{\Delta}_2 \Downarrow \rho_2} \quad \frac{\rho_0 \vdash_L \text{del}(n_p, e_i, n) \Downarrow \rho_1}{\rho_0 \vdash_H \text{Del}(n_p, e_i, n) \Downarrow \rho_1} \\
\frac{n' \in F_0 \quad \rho_0 \vdash_L \text{del}(n_p, e_i, n) \Downarrow \rho_1 \quad \rho_1 \vdash_L \text{con}(n_p, e_i, n') \Downarrow \rho_2}{\rho_0 \vdash_H \text{Upd}(n, l, v) \Downarrow \rho_2} \\
\frac{n \in F_0 \quad n \in S'_0 \quad \rho_1 \vdash_L \text{con}(n_p, e_i, n) \Downarrow \rho_2}{\rho_0 \vdash_H \text{Ins}(n, n_p, e_i) \Downarrow S'_2 | F_2 \cup \{(n, e_1), (n, e_2)\}} \\
\frac{(n'_p, e_j) \in F_0 \quad \rho_0 \vdash_L \text{dcon}(n_p, e_i, n) \Downarrow \rho_1 \quad \rho_1 \vdash_L \text{con}(n'_p, e_j, n) \Downarrow \rho_2}{\rho_0 \vdash_H \text{Mov}(n, n_p, e_i, n'_p, e_j) \Downarrow \rho_2} \\
\frac{\rho_0 \vdash_L \text{dcon}(n'_p, e_j, n') \Downarrow \rho_1 \quad \rho_1 \vdash_H \text{Mov}(n, n_p, e_i, n'_p, e_j) \Downarrow \rho_2 \quad \rho_2 \vdash_L \text{con}(n_p, e_i, n) \Downarrow \rho_3}{\rho_0 \vdash_H \text{Swp}(n, n_p, e_i, n'_p, e_j) \Downarrow \rho_3}
\end{array}$$

To determine the appropriate execution order for both low-level and high-level edit scripts, we utilize a dependency graph to characterize the complex dependencies between edit actions and node relationships. We define the dependency graph as follows.

Definition 4.15 (*The dependency graph*). A dependency graph, denoted as K , is a directed acyclic graph (DAG) with vertices representing low-level edit actions and directed edges indicating dependencies. More specifically, for two distinct edit actions u and w , we connect them with the edge $u \rightarrow w$. The notation $u \rightarrow w$ signifies that u depends on w , indicating that w must occur before u .

Algorithm 2: Construct Dependency Graph

Input: a set of low-level edit actions, V

Output: a dependency graph of low-level edit actions, $\langle V, E \rangle$

```

1  $E \leftarrow \emptyset$ 
2 for action in  $V$  do
3   switch action do
4     case  $\text{con}(n_p, e_i, n)$  do
5        $E \leftarrow E \cup \{\text{action} \rightarrow \text{con}(n_{gp}, e_j, n_p) \mid n_{gp} \text{ is the parent of } n_p, \text{ and } n_p \text{ is the parent of } n\}$ 
6        $E \leftarrow E \cup \{\text{action} \rightarrow \text{dcon}(n_p, e_i, n') \text{ or } \text{dcon}(n'_p, e_j, n)\}$ 
7        $E \leftarrow E \cup \{\text{action} \rightarrow \text{del}(n_p, e_i, n') \text{ or } \text{del}(n'_p, e_j, n)\}$ 
8     case  $\text{del}(n_p, e_i, n)$  do
9        $E \leftarrow E \cup \{\text{action} \rightarrow \text{dcon}(n'_p, e_j, n') \mid n'_p \text{ is a descendant of } n\}$ 
10 return  $\langle V, E \rangle$ 

```

Remark 7 (Determining an appropriate order for edit scripts). Given a set of low-level edit scripts, we run Algorithm 2 to get the dependency graph. Then we can construct an appropriate order as follows: For each connected component, we generate a sequence by recursively slicing out each independent node. Specifically, if there is a dependency $u \rightarrow w$ between nodes u and w , meaning u depends on w , slicing out w makes u independent. This process results in a sequence of edit actions for each connected component. These sequences can then be merged in any order as they are independent from each other.

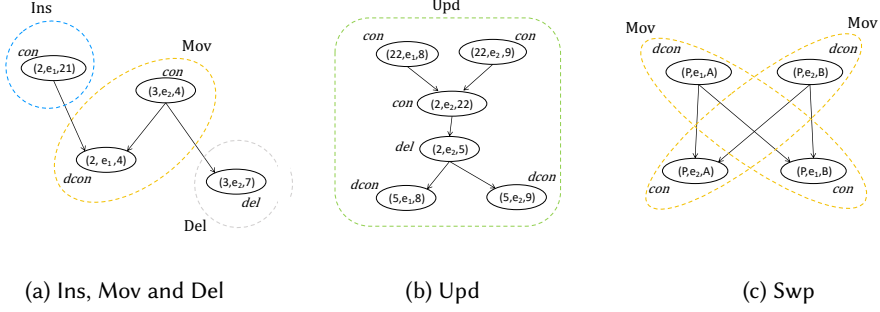


Fig. 4. Dependency graph of low-level edit actions. The dashed regions contain a group of low-level edit actions that can merged to high-level edit actions.

To better illustrate this process, we use the ASTs from Figure 1a and generate the corresponding dependency graph in Figure 4. Following the aforementioned procedure, there are two connected components. For the one shown in Figure 4a, we first slice out independent vertices $\text{del}(3, e_2, 7)$ and $\text{dcon}(2, e_1, 4)$, then $\text{con}(3, e_2, 4)$ becomes independent, so we slice it out next. Then we end up with a sequence $(\text{del}(3, e_2, 7); \text{dcon}(2, e_1, 4); \text{con}(3, e_2, 4); \text{con}(2, e_1, 21))$. For the other connected component shown in Figure 4b, we first slice out $\text{dcon}(5, e_1, 8)$ and $\text{dcon}(5, e_2, 9)$, then $\text{del}(2, e_2, 5)$ becomes independent and needs to be sliced out next. Repeated the process, we have a sequence $(\text{dcon}(5, e_1, 8); \text{dcon}(5, e_2, 9); \text{del}(2, e_2, 5); \text{con}(2, e_2, 22); \text{con}(22, e_1, 8); \text{dcon}(22, e_2, 9))$. The final low-level edit scripts can be merged using these two sequences in any order. To show the execution order is appropriate, we present detailed tracking of free edges and nodes in Table 1.

Remark 8 (Synthesize high-level edit scripts). Once we obtain the dependency graph of low-level edit actions, we can determine the appropriate execution order for both low-level and high-level edit scripts. Then it remains to merge certain subsequences/groups of low-level edit actions into high-level operations. To achieve this, we introduce the following templates:

- $\text{Mov}(n, n_p, e_i, n'_p, e_j): \text{con}(n'_p, e_j, n) \rightarrow \text{dcon}(n_p, e_i, n)$
- $\text{Swp}(n, n_p, e_i, n', n'_p, e_j): \text{Mov}(n, n_p, e_i, n'_p, e_j) \rightleftarrows \text{Mov}(n', n'_p, e_j, n_p, e_i)$
- $\text{Upd}(n, l, v): \text{con}(n_p, e_l, v) \rightarrow \text{del}(n_p, e_l, n) \rightarrow \{\text{dcon}(n, e_i, n_c) | \text{con}(v, e_i, c) \rightarrow \text{con}(n_p, e_l, v)\}$
- $\text{Ins}(n_p, e_i, n) / \text{Del}(n_p, e_i, n):$ independent del/con are not involved in the other templates.

As declared in Definition 4.13 that a $\text{Mov}(n, n_p, e_i, n'_p, e_j)$ is made of $\text{con}(n'_p, e_j, n)$ and $\text{dcon}(n_p, e_i, n)$, the Mov template simply specifies the dependency relation between the two actions. Intuitively, to move a subtree rooted at n , we need to disconnect n from its parent n_p first so that n is ready to be moved, thus $\text{con}(n'_p, e_j, n) \rightarrow \text{dcon}(n_p, e_i, n)$. Next, the Swp operation means two nodes switching their children. Notably, Swp requires two Mov to depend on each other, i.e., $\text{Mov}_1 \rightleftarrows \text{Mov}_2$, so neither of them can be sliced out using the Mov template. In other words, having Swp avoids the awkward non-halting situation of our synthesizing algorithm for high-level edit script. Upd on a node essentially involves disconnecting it from its children, deleting it, and filling the hole with a new node, so that we can connect the children back. Thus, $\text{con}(n_p, e_l, v)$ depends on $\text{del}(n_p, e_l, n)$, which in turn depends on $\text{dcon}(n, e_i, n_c)$ for all children. In addition, the templates for Ins and Del are simply the con and del that cannot fit in any of the above templates. To give some concrete examples, we show how to synthesize high-level edit scripts based on tree inputs shown in Figure 1.

- We first slice out $\text{del}(3, e_2, 7)$ as it is independent. Since it does not match any template, it is recognized as $\text{Del}(3, e_2, 7)$.

High-level edits ($\bar{\Delta}$)	Low-level edits ($\underline{\Delta}$)	Free Node (N_{free})	Free Edge (E_{free})
		21,22	\emptyset
Del(3, e_2 , 7)	del(3, e_2 , 7)	21,22	(3, e_2)
Mov(4, 2, e_1 , 3, e_2)	dcon(2, e_1 , 4)	21,22,4	(2, e_1), (3, e_2)
	con(3, e_2 , 4)	21,22	(2, e_1)
Ins(2, e_1 , 21)	con(2, e_1 , 21)	22	\emptyset
	dcon(5, e_1 , 8)	22,8	(5, e_1)
Upd(5, <i>Add</i>)	dcon(5, e_2 , 9)	22,8,9	(5, e_1), (5, e_2)
	del(2, e_2 , 5)	22,8,9	(2, e_2)
	con(2, e_2 , 22)	8,9	(22, e_1), (22, e_2)
	con(22, e_1 , 8)	9	(22, e_2)
	con(22, e_2 , 9)	\emptyset	\emptyset

Table 1. The low-level edit script, which comprises atomic edit actions and detailed tracking of nodes and edges, ensures correctness and type safety. The first row indicates the initial state of free nodes and edges.

- The action `con(3, e_2 , 4)` depends on `dcon(2, e_1 , 4)`, which matches our template for `Mov`. So we merge them into `Mov(4, 2, e_1 , 3, e_2)` and then slice out.
- Next, the action `con(2, e_2 , 21)` becomes independent. Since it does not match any template, it can be recognized as an insert action `Ins(2, e_1 , 21)`.
- The action `del(2, e_2 , 5)` depends on `dcon(5, e_1 , 8)` and `dcon(5, e_2 , 9)`. and `con(2, e_2 , 22)` depends on it. Moreover, `con(22, e_1 , 8)` and `con(22, e_2 , 9)` depends on `con(2, e_2 , 22)`, then these actions match `Upd` template. So we merge them into `Upd(5, Add)` and then slice out.

Theorem 5 (*Guarantee of correctness*). The high-level edit script $\bar{\Delta}$, synthesized from a correct low-level edit script $\underline{\Delta}$ using dependency graph K , is also correct.

PROOF. We provide a proof sketch. Since the low-level edit script $\underline{\Delta}$ has the appropriate execution order determined by the dependency graph K generated by Algorithm 2, the corresponding high-level edit script $\bar{\Delta}$ also exhibits the same appropriate execution order. Then merging low-level edit actions into high-level edit actions has no impact on the edit effect. Thus, the synthesized $\bar{\Delta}$ must be correct when $\underline{\Delta}$ is correct. \square

4.4 Extensions

Supporting type safety. [Erdweg et al. 2021] highlight a significant drawback of *Gumtree* and many other popular tree diffing algorithms: the lack of type safety. Specifically, they generate ill-typed intermediate trees that can only be captured by an untyped tree representation. To address this issue, *truediff* provides assurances that all intermediate trees are well-typed. Importantly, our edit script can achieve the same level of type safety. For a detailed discussion on the type systems, along with the type safety guarantees of our edit scripts, we refer readers to Appendix A.

Supporting flexible edits. `SATDIFF` by default assigns each low-level edit the same weight, which can be customized to prioritize different kinds of edits. The default weights may not always align with the programmers' intention. One common scenario is when the edit script involves moving a frequently occurring constant such as 0, 1, or null, while the programmer may find it convenient to delete and retype these constants. To respect this edit habit, we can simply lower the weights of connecting virtual nodes representing these constants.

5 EXPERIMENTAL EVALUATION

In this section, we aim to provide a comprehensive evaluation of SATDIFF and its capability to uncover high-quality edit scripts within the context of various datasets encompassing different programming languages. We evaluate SATDIFF by comparing it with three state-of-the-art tree diffing algorithms on two datasets from the real world.

Datasets. We collect two large datasets used in the prior work [Erdweg et al. 2021; Seidel et al. 2017]. The first dataset consists of approximately 649 real-world Python files (around 1017 lines of code per file) extracted from the latest 500 commits of the popular deep learning framework, *Keras*¹, a high-level API for TensorFlow [Abadi et al. 2016]. We filter out *simple* commits that only add new code, which we believe is less interesting as the editing is just insertions. The second dataset consists of 1139 students’ functional programming homework snapshots written in OCaml, collected from the NATE project [Seidel et al. 2017].

Baselines. We compare SATDIFF against the latest version of the classic tree difference algorithm *Gumtree* [Falleri et al. 2014] and its recent follow-up work, *truediff* [Erdweg et al. 2021], which provides type-safe guarantees, on the Python dataset. On the OCaml dataset, we compare SATDIFF with NATE’s tree diffing algorithm, a generalization of Levenstein distance from strings to trees².

Setup. All the experiments in this section are conducted on an Ubuntu22.04LTS machine equipped with 32 GB of RAM and a 2.7GHz processor. The MaxSAT solver used in SATDIFF is CASHW-MaxSAT [Lei et al. 2021], the winner (weighted complete track) of the 2021 MaxSAT Competition. We set the timeout for the solver at 60 seconds. Note that SATDIFF still yields a correct edit script at the timeout, despite lacking minimal guarantees. Finally, to conduct a fair comparison, we count a swap operation as two move operations since it is not supported in our chosen baselines.

5.1 Evaluation on conciseness

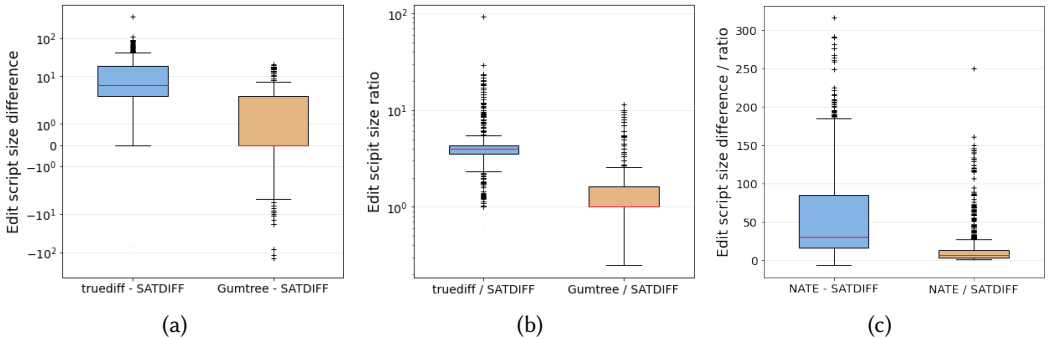


Fig. 5. Absolute differences and relative differences in edit script sizes between different baselines and SATDIFF. In Fig (a) we calculate the difference between the edit script size of the baseline approaches and SATDIFF on the Python dataset while in Fig (b) we calculate their ratio. In Fig (c) we present both the difference and ratio on the OCaml dataset.

To assess and compare the conciseness of generated edit scripts, we compute edit scripts using baseline approaches and SATDIFF on each code file and then record their absolute difference

¹<https://keras.io/>

²We note that evaluating all baselines on both datasets is unfortunately not an option, due to their limited support for different languages.

($|\Delta_{baseline}| - |\Delta_{SATDIFF}|$) and the relative difference ($|\Delta_{baseline}|/|\Delta_{SATDIFF}|$). We present the statistics of results using boxplots for both Python and OCaml benchmarks.

Conciseness on Python benchmark. The absolute difference in edit script sizes between baselines and SATDIFF is shown in Figure 5a, in which the region above zero means that baselines require more edits than SATDIFF. As we can observe, SATDIFF consistently outperforms *truediff* across the entire dataset and is almost always superior to or equal to *Gumtree*, except for a few outliers. Upon closer inspection, those outliers correspond to instances where SATDIFF timeout. In such scenarios, the solver returns the current best correct solution, which often deviates significantly from minimality. Figure 5b shows the relative differences in edit script sizes. We observe that, on average, *truediff* requires $5.16\times$ more edits compared to SATDIFF, while *Gumtree* requires $1.72\times$ more edits. However, in specific instances, both *truediff* and *Gumtree* may require more than $10\times$ and $4\times$ the edits of SATDIFF, respectively. We carefully examine these cases and discover that *truediff* tends to generate a significant number of deletions and/or insertions, whereas SATDIFF effectively avoids them by employing flexible move operations. In scenarios involving the deletion of large chunks of code, such as a subtree, *Gumtree* generates numerous deletion actions, while SATDIFF can merge them into a single deletion. We will present more detailed case studies in Section 5.4.

Conciseness on OCaml benchmark. Figure 5c presents the statistics of absolute differences and relative differences in edit script sizes between NATE’s dynamic programming-based tree diffing algorithm and SATDIFF on the OCaml dataset. We observe that SATDIFF uniformly outperforms NATE’s tree diffing algorithm by a large margin. More specifically, NATE requires $14.3\times$ more edits compared to SATDIFF on average. For very few cases, we find that SATDIFF produces more edits. Upon closer examination, those cases correspond to instances where SATDIFF experienced a timeout, thus lacking its minimal guarantees. Our current implementation of SATDIFF exhibits a relatively low timeout ratio in both datasets, standing at approximately 0.8%. We plan to enhance the timeout ratio in our future work.

5.2 Evaluation on runtime

We record and compare the runtime performance of SATDIFF and baseline approaches using the Python dataset. Figure 6 illustrates the runtime of different approaches for each instance, with instances sorted by target tree size. All data points are fitted with regression lines. We observe that *truediff*, which has a linear runtime, outperforms both *Gumtree* and SATDIFF by a significant margin.

Moreover, SATDIFF runs faster than *Gumtree* in 119 instances, despite the latter demonstrating an overall runtime advantage. It is worth mentioning that the performance gap between SATDIFF and *Gumtree* diminishes dramatically as the target tree grows larger. In addition, SATDIFF exhibits a much larger variance compared to its counterpart. This is not surprising, as solving MaxSAT problems has worst-case exponential time. Despite SATDIFF not matching the runtime performance of *truediff* and *Gumtree*, it can, on average, finish computing the minimum edit scripts in less than 1 second. We believe this is a reasonable duration from the user’s perspective.

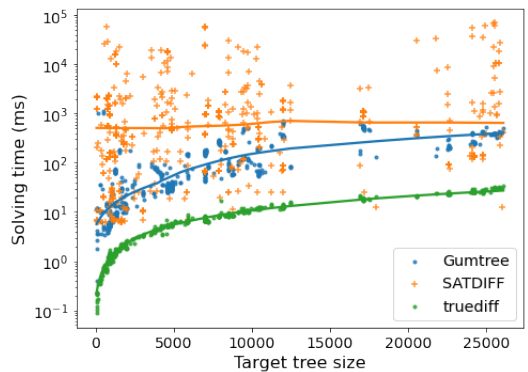


Fig. 6. Running time statistics of different approaches.

Fig. 6. Running time statistics of different approaches. We observe that *truediff*, which has a linear runtime, outperforms both *Gumtree* and SATDIFF by a significant margin. Moreover, SATDIFF runs faster than *Gumtree* in 119 instances, despite the latter demonstrating an overall runtime advantage. It is worth mentioning that the performance gap between SATDIFF and *Gumtree* diminishes dramatically as the target tree grows larger. In addition, SATDIFF exhibits a much larger variance compared to its counterpart. This is not surprising, as solving MaxSAT problems has worst-case exponential time. Despite SATDIFF not matching the runtime performance of *truediff* and *Gumtree*, it can, on average, finish computing the minimum edit scripts in less than 1 second. We believe this is a reasonable duration from the user’s perspective.

Configuration	Distribution of running time				Encoding size
	< 0.1s	0.1 – 1s	1 – 60s	timeout	Avg. # clauses
SATDIFF	14.22%	57.59%	20.37%	7.82%	128,627
SATDIFF+opt 1	68.48%	21.16%	5.62%	4.74%	47,588
SATDIFF+opt 2	38.10%	44.78%	10.80%	6.32%	75,616
SATDIFF+opt 1+opt 2	83.32%	8.78%	7.02%	0.88%	34,574

Table 2. Results of the ablation study on our optimization techniques. In the first four columns, we report the percentage of tasks that are completed within 0.1s, within 1s, above 1s, and timeout (> 60s) respectively on the OCaml dataset. We also report the average clause number for different configurations in the last column.

5.3 Effectiveness of our encoding optimizations.

A significant concern with SATDIFF is the possibility of an explosion in the number of clauses required to represent the real-world tree diffing problem as a MaxSAT instance. Initially, our implementation involved duplicating all nodes from the target tree into the source space and encoding potential edges comprising all possible pairs of nodes. This resulted in a serious issue of clause explosion. To address this problem, we implemented two key optimizations:

- (1) Computing *virtual nodes* using the multiset set difference $N_T \setminus N_S$ instead of N_T .
- (2) Encoding *potential edges* selectively by filtering them based on *label* and *value*.

Table 2 presents the results of our ablation study on optimization techniques using the OCaml benchmark. Notably, in the absence of optimization techniques, we can only compute minimum edit scripts for 14.22% of total instances in less than 0.1 seconds. This ratio dramatically increases to 83.32% after applying the proposed encoding optimizations. The ratio of timeouts also decreases significantly from 7.82% to 0.88%, along with the average clause number shrinking to nearly one-quarter of its original value, decreasing from 128,627 to 34,574. This suggests the effectiveness of our encoding optimizations. In addition, we find that introducing fewer *virtual nodes* seems to have a more significant improvement effect than filtering *potential edges*. This is understandable as having fewer nodes in the source space reduces both the number of match variables and edge variables, whereas filtering *potential edges* only decreases the number of edge variables.

5.4 Case study

In our analysis of over 600 samples, we compare the conciseness of edit scripts generated by *Gumtree* and SATDIFF, and summarize them into three distinct categories: cases where *Gumtree* performs better, cases where SATDIFF is superior, and cases where they have a tie. To better understand their discrepancies and investigate how *Gumtree* and SATDIFF could outperform each other, we manually investigate each case and divide them into more refined categories. Figure 7 presents the distribution of each category in a pie chart.

As we can see, *Gumtree* generates shorter edit scripts than SATDIFF in 11.7% of the total samples, highlighted in red sections. It can further be divided into sub-categories: "sub-optimal (by SATDIFF)", "insertion argument",

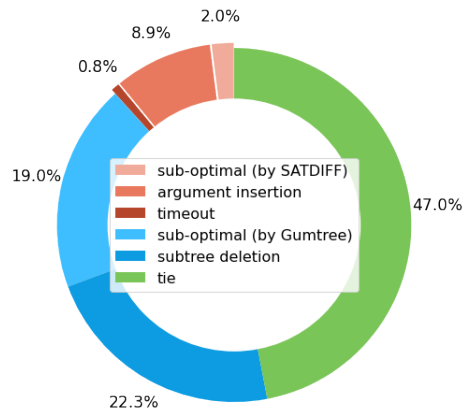


Fig. 7. Distribution of the comparison of *Gumtree* and SATDIFF. Here red colors represent when *Gumtree* outperforms SATDIFF, blue when SATDIFF outperforms *Gumtree*. In addition, green refers to the cases where there is a tie.

```

241 class TestBackend(object):
242     ...
1079 def test_nn_operations(self):
1080     check_single_tensor_operation(
1081         'soft-sign', (4,10), WITH_NP)
1082     ...

241 class TestBackend(object):
242     ...
1079 def test_nn_operations(self):
1080     check_single_tensor_operation(
1081         'soft-plus', (4,10), WITH_NP)
1082     ...

```

Fig. 8. An example (keras-96-17082f61/backend_test.py) where *Gumtree* makes unnecessary code edits.

and "timeout". "sub-optimal (by SATDIFF)" refers to samples where SATDIFF deduces sub-optimal high-level edit scripts from *minimum* low-level edit scripts, which accounts for 2.0% of the samples. Specifically, because high-level edit actions consume different numbers of atomic actions, a minimum high-level edit script is sometimes not minimum in its low-level state. "Argument insertion" signifies instances where SATDIFF requires more edits than *Gumtree* to insert a child node. Specifically, while *Gumtree* can execute a single insertion in one step, SATDIFF needs to first create a free slot, which may involve additional operations to shift other children, and then complete the insertion. Although this design choice sometimes increases the edit script size, it makes SATDIFF more structure-aware and can be extended to support type safety when necessary. The "timeout" category comprises instances in which SATDIFF fails to find their minimum edit scripts within 60 seconds, accounting for only 0.8% of the samples.

We further investigate the categories that SATDIFF perform better, which accounts for 41.3% of the entire dataset (blue colors). We identify two primary sub-categories: "redundant changes" and "subtree deletion". The "sub-optimal (by *Gumtree*)" sub-category makes up 19.0% of the total cases. It represents instances where *Gumtree* fails to identify the optimal matching plans leading to finding minimum edit scripts. Figure 8 is one such sample we extracted from the dataset. While the difference should just be the extra expression highlighted on line 1080 from the source file on the left in Figure 8, *Gumtree* suggests unnecessary deletion and reinsertion of `TestBackend` and `object`. Upon close inspection, we believe that these two tokens are mismatched due to corner cases in heuristic-based similarity computation, especially when dealing with large trees. Because SATDIFF uncovers node matching leads to minimum low-level edit scripts, such redundant edits we observe in Figure 8 never happen.

The "subtree deletion" category represents a collection of cases in which SATDIFF produces shorter edit scripts than *Gumtree*, constituting 22.3% of the dataset. If we visualize the changes by highlighting them in files, having a convenient deletion mechanism does not distinguish this design choice in SATDIFF from that in *Gumtree*. However, when comprehending the edit scripts as sequences of actions, the edit script with "subtree deletion" is more concise and readable for end users. For example, if we have an edit script that involves two subtree deletions, SATDIFF allows the user to efficiently identify the roots of the removed subtrees. On the other hand, 'subtree deletion' can be valuable in computing similarity scores for specific tasks, such as plagiarism detection.

6 RELATED WORK

Tree diffing approaches operating at the AST level have a significant advantage over Textual-level differencing techniques, such as Unix diff, as they generate edit scripts that incorporate the tree structure of the code. This enables a more comprehensive analysis of code differences, encompassing a wider range of edit actions and providing a deeper understanding of code evolution between versions. One pioneering work in this line of research was proposed by [Chawathe et al. 1996].

The approach begins by identifying matching nodes between the source and target trees through heuristics that assess their similarity. Once the matching nodes are established, an optimal edit script is derived, comprising operations such as insertions, deletions, moves, and updates. The original heuristics proposed by Chawathe et al. are specifically optimized for comparing flatly structured documents like LaTeX files. Since then, most tree-diffing approaches have adhered to the same paradigm but employed different similarity metrics for node matching.

ChangeDistiller [Fluri et al. 2007] utilizes a bigram string similarity measure and inner node similarity weighting to improve node matching on fine-grained syntax trees. In contrast, GumTree [Falleri et al. 2014] employs a top-down greedy search to identify the largest isomorphic subtrees between the source and target trees, enabling fine-grained differencing of Java ASTs. Additionally, JSync [Nguyen et al. 2012] introduces characteristic vectors for measuring structural similarity between (sub)trees and uses heuristics to identify highly similar pairs as clones, facilitating clone detection in JavaScript. Furthermore, X-Diff [Wang et al. 2003] designs node signatures as the primary criterion for node matching and presents an effective algorithm that combines XML structure characteristics with standard tree diffing techniques. MTDIFF [Dotzler and Philippsen 2016] incorporates several optimizations for identifying unchanged code, mapping inner nodes, and other processes. These optimizations result in improved accuracy when detecting code movements.

Additionally, there is a line of work [Dotzler and Philippsen 2016; Erdweg et al. 2021; Miraldo and Swierstra 2019] that adopts a different strategy for searching node matching, leveraging hashmaps instead of the similarity scores paradigm as seen in Chawathe et al. More specifically, they compute a unique cryptographic hash for each subtree, and matches are found if and only if two subtrees' hashes are equal. While hashmap methods are more efficient compared to similarity-based methods, which often have a quadratic running time, it is important to note that finding mapping pairs based on the same hash value imposes a more restricted condition. This condition may underestimate the potential matched nodes, thereby limiting the effectiveness of the approach. In contrast, our proposed approach, SATDIFF, is novel as it does not rely on heuristics. The encoding of SATDIFF allows exhaustive search on node matching, making it capable of providing an optimal edit script compared to heuristics-based approaches.

7 CONCLUSION

We propose a novel and practical approach, SATDIFF, for addressing the tree diffing problem. In contrast to existing heuristics-based approaches, SATDIFF reduces the problem to a MaxSAT problem and leverages state-of-the-art solvers to find the optimal solution. We then decode the optimal solution into minimum low-level tree edits, which are subsequently used to synthesize high-level edit scripts. SATDIFF enables type-safe editing, a feature not supported in previous approaches like *Gumtree*. Additionally, we formalize the semantics of edit scripts and prove the correctness and minimality of SATDIFF. We evaluate SATDIFF by comparing it with state-of-the-art tree diffing algorithms on real-world datasets. Our experimental results suggest that SATDIFF outperforms existing approaches significantly in terms of conciseness while maintaining reasonable running time performance.

In the future, we aim to optimize SATDIFF by leveraging Unix diff to quickly figure out partial code matching. Furthermore, extending SATDIFF for syntactically-broken programs is another interesting direction. To make a broader real-world impact, we plan to extend SATDIFF to other languages and develop a plugin based on SATDIFF for popular IDEs like Visual Studio Code.

REFERENCES

- Martín Abadi, Paul Barham, Jianmin Chen, Zhifeng Chen, Andy Davis, Jeffrey Dean, Matthieu Devin, Sanjay Ghemawat, Geoffrey Irving, Michael Isard, Manjunath Kudlur, Josh Levenberg, Rajat Monga, Sherry Moore, Derek Gordon Murray, Benoit Steiner, Paul A. Tucker, Vijay Vasudevan, Pete Warden, Martin Wicke, Yuan Yu, and Xiaoqiang Zheng. 2016. TensorFlow: A System for Large-Scale Machine Learning. In *12th USENIX Symposium on Operating Systems Design and Implementation, OSDI 2016, Savannah, GA, USA, November 2-4, 2016*, Kimberly Keeton and Timothy Roscoe (Eds.). USENIX Association, 265–283. <https://www.usenix.org/conference/osdi16/technical-sessions/presentation/abadi>
- Armin Biere, Marijn Heule, Hans van Maaren, and Toby Walsh (Eds.). 2009. *Handbook of Satisfiability*. Frontiers in Artificial Intelligence and Applications, Vol. 185. IOS Press. <http://dblp.uni-trier.de/db/series/faia/faia185.html>
- Philip Bille. 2005. A survey on tree edit distance and related problems. *Theor. Comput. Sci.* 337, 1-3 (2005), 217–239. <https://doi.org/10.1016/j.tcs.2004.12.030>
- Sudarshan S. Chawathe, Anand Rajaraman, Hector Garcia-Molina, and Jennifer Widom. 1996. Change Detection in Hierarchically Structured Information. In *Proceedings of the 1996 ACM SIGMOD International Conference on Management of Data, Montreal, Quebec, Canada, June 4-6, 1996*, H. V. Jagadish and Inderpal Singh Mumick (Eds.). ACM Press, 493–504. <https://doi.org/10.1145/233269.233366>
- Stephen A. Cook. 1971. The Complexity of Theorem-Proving Procedures. In *Proceedings of the 3rd Annual ACM Symposium on Theory of Computing, May 3-5, 1971, Shaker Heights, Ohio, USA*, Michael A. Harrison, Ranan B. Banerji, and Jeffrey D. Ullman (Eds.). ACM, 151–158. <https://doi.org/10.1145/800157.805047>
- Georg Dotzler and Michael Philippson. 2016. Move-optimized source code tree differencing. In *Proceedings of the 31st IEEE/ACM International Conference on Automated Software Engineering, ASE 2016, Singapore, September 3-7, 2016*, David Lo, Sven Apel, and Sarfraz Khurshid (Eds.). ACM, 660–671. <https://doi.org/10.1145/2970276.2970315>
- Sebastian Erdweg, Tamás Szabó, and André Pacak. 2021. Concise, type-safe, and efficient structural diffing. In *PLDI '21: 42nd ACM SIGPLAN International Conference on Programming Language Design and Implementation, Virtual Event, Canada, June 20-25, 2021*, Stephen N. Freund and Eran Yahav (Eds.). ACM, 406–419. <https://doi.org/10.1145/3453483.3454052>
- Jean-Rémy Falleri, Floréal Morandat, Xavier Blanc, Matias Martinez, and Martin Monperrus. 2014. Fine-grained and accurate source code differencing. In *ACM/IEEE International Conference on Automated Software Engineering, ASE '14, Vasteras, Sweden - September 15 - 19, 2014*, Ivica Crnkovic, Marsha Chechik, and Paul Grünbacher (Eds.). ACM, 313–324. <https://doi.org/10.1145/2642937.2642982>
- Beat Fluri, Michael Würsch, Martin Pinzger, and Harald C. Gall. 2007. Change Distilling: Tree Differencing for Fine-Grained Source Code Change Extraction. *IEEE Trans. Software Eng.* 33, 11 (2007), 725–743. <https://doi.org/10.1109/TSE.2007.70731>
- Zhendong Lei, Shaowei Cai, Dongxu Wang, Yongrong Peng, Fei Geng, Dongdong Wan, Yiping Deng, and Pinyan Lu. 2021. CASHWMaxSAT: Solver Description. *MaxSAT Evaluation 2021* (2021), 8.
- Tom Mens and Serge Demeyer. 2008. *Software Evolution* (1 ed.). Springer Publishing Company, Incorporated.
- Victor Cacciari Miraldo and Wouter Swierstra. 2019. An efficient algorithm for type-safe structural diffing. *Proc. ACM Program. Lang.* 3, ICFP (2019), 113:1–113:29. <https://doi.org/10.1145/3341717>
- Eugene W. Myers. 1986. An O(ND) Difference Algorithm and Its Variations. *Algorithmica* 1, 2 (1986), 251–266. <https://doi.org/10.1007/BF01840446>
- Hoan Anh Nguyen, Tung Thanh Nguyen, Nam H. Pham, Jafar M. Al-Kofahi, and Tien N. Nguyen. 2012. Clone Management for Evolving Software. *IEEE Trans. Software Eng.* 38, 5 (2012), 1008–1026. <https://doi.org/10.1109/TSE.2011.90>
- Eric L. Seidel, Huma Sibghat, Kamalika Chaudhuri, Westley Weimer, and Ranjit Jhala. 2017. Learning to blame: localizing novice type errors with data-driven diagnosis. *Proc. ACM Program. Lang.* 1, OOPSLA (2017), 60:1–60:27. <https://doi.org/10.1145/3138818>
- Thomas Stützle, Holger Hoos, and Andrea Roli. 2001. A review of the literature on local search algorithms for MAX-SAT. *Rapport technique AIDA-01-02, Intellectics Group, Darmstadt University of Technology, Germany* (2001).
- Philip Wadler. 1990. Linear Types can Change the World!. In *Programming concepts and methods: Proceedings of the IFIP Working Group 2.2, 2.3 Working Conference on Programming Concepts and Methods, Sea of Galilee, Israel, 2-5 April, 1990*, Manfred Broy and Cliff B. Jones (Eds.). North-Holland, 561.
- David Walker. 2005. Substructural type systems. *Advanced topics in types and programming languages* (2005), 3–44.
- Yuan Wang, David J. DeWitt, and Jin-yi Cai. 2003. X-Diff: An Effective Change Detection Algorithm for XML Documents. In *Proceedings of the 19th International Conference on Data Engineering, March 5-8, 2003, Bangalore, India*, Umeshwar Dayal, Krithi Ramamritham, and T. M. Vijayaraman (Eds.). IEEE Computer Society, 519–530. <https://doi.org/10.1109/ICDE.2003.1260818>

A TYPE SYSTEM AND TYPE SAFETY OF OUR GENERATED EDIT SCRIPTS

Inspired by the type system employed in *truediff* [Erdweg et al. 2021], we introduce a linear type system [Wadler 1990; Walker 2005] to track and guarantee the type safety of our edit scripts.

Definition A.1 (The linear type system of edit scripts). We define the type system as a typing relation written: $\Sigma \vdash \delta : (N_{free}^{\mathcal{T}} \bullet E_{free}^{\mathcal{T}}) \triangleright (N_{free}^{\mathcal{T}'} \bullet E_{free}^{\mathcal{T}'})$, where:

- δ is an edit operation, representing the minimum element of an edit script;
- Σ are the signatures of node n , defined by:

$$\begin{aligned} \Sigma &::= \varepsilon \mid \Sigma, n : sig \\ sig &::= \langle e_1 : \mathcal{T}_1, \dots, e_m : \mathcal{T}_m \rangle \rightarrow \mathcal{T} \end{aligned}$$

where each e_i is an edge to a subtree of type \mathcal{T}_i , and \mathcal{T} is the type of node n ;

- $N_{free}^{\mathcal{T}}$ are the *free* nodes with their type, defined as $N_{free}^{\mathcal{T}} ::= \varepsilon \mid N_{free}^{\mathcal{T}}, n : \mathcal{T}$;
- $E_{free}^{\mathcal{T}}$ are edges in *free* state with their type, defined as $(E_{free}^{\mathcal{T}} ::= \varepsilon \mid E_{free}^{\mathcal{T}}, (n, e_i) : \mathcal{T})$

Lemma 6. [Typing rules of low-level edit script $\underline{\Delta}$]

$$\begin{aligned} \text{T-dcon} &\frac{n \notin N_{free} \quad (n_p, e_i) \notin E_{free} \quad \Sigma(n) = \langle \dots \rangle \rightarrow \mathcal{T} \quad \Sigma(n_p) = \langle \dots, e_i : \mathcal{T}_i, \dots \rangle \rightarrow \mathcal{T}'}{\Sigma \vdash \text{dcon}(n_p, e_i, n) : (N_{free}^{\mathcal{T}} \bullet E_{free}^{\mathcal{T}}) \triangleright (N_{free}^{\mathcal{T}}, n : \mathcal{T} \bullet E_{free}^{\mathcal{T}}, (n_p, e_i) : \mathcal{T}_i)} \\ \text{T-con} &\frac{n \in N_{free} \quad (n_p, e_i) \in E_{free} \quad \mathcal{T} <: \mathcal{T}'}{\Sigma \vdash \text{con}(n_p, e_i, n) : (N_{free}^{\mathcal{T}}, n : \mathcal{T} \bullet E_{free}^{\mathcal{T}}, (n_p, e_i) : \mathcal{T}') \triangleright (N_{free}^{\mathcal{T}} \bullet E_{free}^{\mathcal{T}'})} \\ \text{T-del} &\frac{n \notin N_{free} \quad (n_p, e_i) \notin E_{free} \quad \Sigma(n_p) = \langle \dots, e_i : \mathcal{T}_i, \dots \rangle \rightarrow \mathcal{T}'}{\Sigma \vdash \text{del}(n_p, e_i, n) : (N_{free}^{\mathcal{T}} \bullet E_{free}^{\mathcal{T}}) \triangleright (N_{free}^{\mathcal{T}} \bullet E_{free}^{\mathcal{T}}, (n_p, e_i) : \mathcal{T}_i)} \\ \text{T-}\underline{\Delta}\text{-Null} &\frac{}{\Sigma \vdash \emptyset : (N_{free}^{\mathcal{T}} \bullet E_{free}^{\mathcal{T}}) \triangleright (N_{free}^{\mathcal{T}} \bullet E_{free}^{\mathcal{T}'})} \\ \text{T-}\underline{\Delta}\text{-Cons} &\frac{\Sigma \vdash \delta : (N_{free}^{\mathcal{T}} \bullet E_{free}^{\mathcal{T}}) \triangleright (N_{free}^{\mathcal{T}'} \bullet E_{free}^{\mathcal{T}'}) \quad \Sigma \vdash \Delta : (N_{free}^{\mathcal{T}'} \bullet E_{free}^{\mathcal{T}'}) \triangleright (N_{free}^{\mathcal{T}''} \bullet E_{free}^{\mathcal{T}''})}{\Sigma \vdash (\delta, \Delta) : (N_{free}^{\mathcal{T}} \bullet E_{free}^{\mathcal{T}}) \triangleright (N_{free}^{\mathcal{T}''} \bullet E_{free}^{\mathcal{T}''})} \end{aligned}$$

Definition A.2 (Type safe edit script). Given a source tree S' and a target tree T , we say an edit script is type safe if: 1) $\Sigma \vdash \Delta : (N_T \bullet \epsilon) \triangleright (\epsilon \bullet \epsilon)$, i.e., there are no *free* edges and nodes left after applying Δ to T ; 2) Each edit action strictly follows type rules.

Theorem 7 ($\underline{\Delta}$ is type safe). Any correct low-level edit script $\underline{\Delta}$ is type safe.

PROOF. We present a proof sketch demonstrating the type safety of $\underline{\Delta}$. Since $\underline{\Delta}$ is correct, it indicates that there are no *free* edges and nodes left after executing $\underline{\Delta}$. Moreover, $\underline{\Delta}$ exhibits an appropriate execution order, i.e., an edge or node is used only when it is in the *free* state. Thus, each action follows type rules, ensuring the type safety of the low-level edit script. \square

Lemma 8. [Typing rules of high-level edit script $\overline{\Delta}$]

$$\begin{aligned} \text{T-Swp} &\frac{n \notin N_{free} \quad n' \notin N_{free} \quad (n_p, e_i) \notin E_{free} \quad (n'_p, e_j) \notin E_{free}}{\Sigma \vdash \text{Swp}(n, n_p, e_i, n', n'_p, e_j) : (N_{free}^{\mathcal{T}} \bullet E_{free}^{\mathcal{T}}) \triangleright (N_{free}^{\mathcal{T}} \bullet E_{free}^{\mathcal{T}'})} \\ \text{T-Del} &\frac{n \notin N_{free} \quad (n_p, e_i) \notin E_{free} \quad \Sigma(n_p) = \langle \dots, e_i : \mathcal{T}_i, \dots \rangle \rightarrow \mathcal{T}'}{\Sigma \vdash \text{Del}(n_p, e_i, n) : (N_{free}^{\mathcal{T}} \bullet E_{free}^{\mathcal{T}}) \triangleright (N_{free}^{\mathcal{T}} \bullet E_{free}^{\mathcal{T}'}, (n_p, e_i) : \mathcal{T}_i)} \end{aligned}$$

$$\begin{array}{c}
\text{T-Upd} \frac{n' \in N_{free} \quad \Sigma(n.par) = \langle \dots, e_i : \mathcal{T}_i, \dots \rangle \rightarrow \mathcal{T}' \quad \mathcal{T} <: \mathcal{T}_i}{\Sigma \vdash \text{Upd}(n, l, v) : (N_{free}^{\mathcal{T}}, n' : \mathcal{T} \bullet E_{free}^{\mathcal{T}}) \triangleright (N_{free}^{\mathcal{T}'} \bullet E_{free}^{\mathcal{T}'})} \\
\text{T-Ins} \frac{n \in N_{free} \quad (n_p, e_i) \in E_{free} \quad \mathcal{T} <: \mathcal{T}'}{\Sigma \vdash \text{Insert}(n_p, e_i, n) : (N_{free}^{\mathcal{T}}, n : \mathcal{T} \bullet E_{free}^{\mathcal{T}}, (n_p, e_i) : \mathcal{T}') \triangleright (N_{free}^{\mathcal{T}'} \bullet E_{free}^{\mathcal{T}'})} \\
\text{T-Mov} \frac{(n'_p, e_j) \in E_{free} \quad \Sigma(n) = \langle \dots \rangle \rightarrow \mathcal{T} \quad \mathcal{T} <: \mathcal{T}' \quad \Sigma(n_p) = \langle \dots, e_i : \mathcal{T}_i, \dots \rangle \rightarrow \mathcal{T}''}{\Sigma \vdash \text{Mov}(n, n_p, e_i, n'_p, e_j) : (N_{free}^{\mathcal{T}} \bullet E_{free}^{\mathcal{T}}, (n'_p, e_j) : \mathcal{T}') \triangleright (N_{free}^{\mathcal{T}'} \bullet E_{free}^{\mathcal{T}'}, (n_p, e_i) : \mathcal{T}_i)} \\
\text{T-}\underline{\Delta}\text{-Null} \frac{\Sigma \vdash \emptyset : (N_{free}^{\mathcal{T}} \bullet E_{free}^{\mathcal{T}}) \triangleright (N_{free}^{\mathcal{T}} \bullet E_{free}^{\mathcal{T}})}{\Sigma \vdash \delta : (N_{free}^{\mathcal{T}} \bullet E_{free}^{\mathcal{T}}) \triangleright (N_{free}^{\mathcal{T}'} \bullet E_{free}^{\mathcal{T}'})} \quad \text{T-}\underline{\Delta}\text{-Cons} \frac{\Sigma \vdash \Delta : (N_{free}^{\mathcal{T}'} \bullet E_{free}^{\mathcal{T}'}) \triangleright (N_{free}^{\mathcal{T}''} \bullet E_{free}^{\mathcal{T}''})}{\Sigma \vdash (\delta, \Delta) : (N_{free}^{\mathcal{T}} \bullet E_{free}^{\mathcal{T}}) \triangleright (N_{free}^{\mathcal{T}''} \bullet E_{free}^{\mathcal{T}''})}
\end{array}$$

Theorem 9 ($\bar{\Delta}$ is type safe). The $\bar{\Delta}$, synthesized from a correct $\underline{\Delta}$ using dependency graph K , is also type safe.

PROOF. We present a proof sketch. Note that the synthesis process only merges certain subsequences of actions into high-level edit actions without changing the appropriate execution order of $\underline{\Delta}$. Thus $\bar{\Delta}$ is type safe given that $\underline{\Delta}$ is type safe . □

Received 20 February 2007; revised 12 March 2009; accepted 5 June 2009