
IMPACT OF FAIRNESS REGULATIONS ON INSTITUTIONS' POLICIES AND POPULATION QUALIFICATIONS

Hamidreza Montaseri¹,

Amin Gohari²,

¹Tehran Institute of Advanced Studies, montaseri.hamidreza@gmail.com

²The Chinese University of Hong Kong, agohari@ie.cuhk.edu.hk

ABSTRACT

The proliferation of algorithmic systems has fueled discussions surrounding the regulation and control of their social impact. Herein, we consider a system whose primary objective is to maximize utility by selecting the most qualified individuals. To promote demographic parity in the selection algorithm, we consider penalizing discrimination across social groups. We examine conditions under which a discrimination penalty can effectively reduce disparity in the selection. Additionally, we explore the implications of such a penalty when individual qualifications may evolve over time in response to the imposed penalizing policy. We identify scenarios where the penalty could hinder the natural attainment of equity within the population. Moreover, we propose certain conditions that can counteract this undesirable outcome, thus ensuring fairness.

1 Introduction

The application of data-driven and algorithmic decision-making has rapidly accelerated over the past few decades. Many of these applications are of significant social importance and profoundly impact individuals. One particular concern regarding the deployment of algorithmic decision-making systems is the potential influence of societal biases on their performance, as well as their reciprocal impact on society. Numerous studies have extensively examined various aspects of this problem. Furthermore, societies are increasingly advocating for regulations to address and mitigate biases within these systems and, in some cases, even leverage them to reduce biases prevalent within society itself (Madiega [2021], Smuha [2021]).

One common concept of fairness in these discussions is demographic parity. For a system that distributes a given resource (such as loans, college admissions, or employment opportunities) within a population, it requires to ensure that each protected group within the population (e.g., gender or racial groups) receives a proportionate share relative to its size (Barocas et al. [2023]). In this study, we analyze the impact of enforcing this notion on utility-maximizing institutions, focusing on their policies and their effect on the population structure. Previous studies have commonly approached this problem by considering scenarios where policies must fully comply with demographic parity. However, our investigation considers a regulatory framework that imposes a penalty based on the disparity in institutions' policy, which aims to select individuals with higher qualifications. This introduces a trade-off between their utility and the associated penalty.

First, in a single-shot, static setting, we identify cases where the imposition of the penalty does not affect institutional policies. We propose a formulation for determining the requisite penalty level that would compel the institution to deviate from its default policies in the absence of any penalty. The shape of the penalty function is shown to lead to different qualitative behaviors on the requisite penalty level. This is illustrated by comparing linear or quadratic penalty functions.

We also discuss when the penalty ensures complete demographic parity and how, in some cases, certain forms of penalty cannot guarantee this outcome. Next, we explore a setting where institutional policies can influence the qualifications of individuals over time, thereby affecting the composition of the population. Similar to previous works (but

in a different setting), we find instances in our model where fairness regulations can prevent the natural convergence of equal qualification distribution across groups. Despite that, we identify conditions that can prevent this undesirable effect.

2 Problem Formulation in the Static Case

First, we investigate the impact of fairness regulation in a static setting. We consider a scenario in which each member of a population possesses a feature vector denoted as $x \in \mathcal{X}$, which is accessible to an institution that makes selections over them. Furthermore, individuals can be classified into distinct groups, such as racial or gender groups, and achieving fairness across these groups is a primary concern. For simplicity of exposition, we assume that there are two groups \mathcal{A} and \mathcal{B} , and each individual belongs to either group \mathcal{A} or \mathcal{B} . This membership is represented by the variable $c \in \mathcal{C} = \{\mathcal{A}, \mathcal{B}\}$. The qualification sought by the institution for an individual is represented by the variable $y \in \mathcal{Y} \subset \mathbb{R}$. Having $y > 0$ means that the institution will have a positive net benefit from selecting the individual, and having $y < 0$ means that the costs of selecting the individual outweigh the benefits. Throughout, we assume \mathcal{Y} as a finite set and $y \neq 0$, i.e., the selection of each individual is either beneficial or harmful. We assume an underlying joint distribution $p(c, x, y)$ for an individual selected uniformly at random from the society.

The institution employs a policy to determine whether to select an individual based on her feature x and group membership c . This decision is represented by the binary variable $D \in \{0, 1\}$. The institution's selection policy can be modeled by a conditional distribution $p(d|c, x)$. Thus, the joint distributions of the random variables D, C, X, Y factorizes as

$$p(d, c, x, y) = p(d|c, x)p(c, x, y).$$

The institution's utility is defined as the expected value of the qualification of the selected individuals, denoted as $u = \mathbf{E}[YD]$. It is important to note that this utility can be interpreted as the expected utility for a randomly selected individual who undergoes the institution's policy or as the average utility when the policy is applied to the entire population. The randomness here arises from the distribution of features and qualifications in the population and any random elements present in the selection policy itself.

To enforce demographic parity, we introduce a discrimination penalty based on selection disparity across groups denoted by Δ :

$$\Delta = |\Pr(D = 1|C = \mathcal{A}) - \Pr(D = 1|C = \mathcal{B})|. \tag{1}$$

Consequently, the objective of the institution in selecting its policy can be expressed as follows:

$$\underset{p(d|c, x)}{\text{maximize}} \mathbf{E}[DY] - \lambda \cdot g(\Delta)$$

where $g(\cdot)$ is a non-decreasing and non-negative convex function satisfying $g(0) = 0$, and $\lambda \geq 0$. Therefore, $\lambda \cdot g(\Delta)$ determines the penalty imposed on the institution (discrimination penalty). Discrimination penalty $\lambda \cdot g(\Delta)$ can represent the fine imposed by the government on the institution to enforce demographic parity. It may also represent the negative effects of discrimination on the company, such as reduced productivity, decreased commitment, and employee demotivation, resulting in an overall cost to the institution. Thus, the true objective of the company can be written as Profit = $\mathbf{E}[DY] - \lambda \cdot g(\Delta)$. As an example, consider

$$g(\Delta) = \begin{cases} 0, & 0 \leq \Delta \leq \Delta^* \\ \Delta - \Delta^*, & \Delta > \Delta^* \end{cases}.$$

This cost function sets a level Δ^* of tolerable discrimination below which no penalty is imposed.

Throughout this paper, we assume that the institution knows the underlying joint distribution $p(c, x, y)$ and can exactly solve the above optimization problem. This assumption represents an idealization of real-world scenarios, where such problems are typically addressed using approximate solutions based on the available data. Nonetheless, the insights gained from this idealized model remain applicable and valuable in practical settings.

2.1 A simplification

We claim that without loss of generality, we may assume that the institution has access to the qualification information of individuals, meaning that Y is a function of C and X . To see this, given any x, c , we define

$$\hat{Y} = \mathbf{E}[Y|X, C].$$

Thus, \hat{Y} is a function of (X, C) . Then, we have

$$\mathbf{E}[DY] - \lambda \cdot g(\Delta) = \mathbf{E}[DE[Y|X, C]] - \lambda \cdot g(\Delta) = \mathbf{E}[D\hat{Y}] - \lambda \cdot g(\Delta).$$

Therefore, we obtain the same utility for \hat{Y} in place of Y . This shows that we can restrict ourselves to the case of Y being a function of C and X .

Next, observe that the objective function $\mathbf{E}[DY] - \lambda \cdot g(\Delta)$ depends only on the marginal distribution on (D, C, Y) (rather than the full joint distribution of (D, C, Y, X)). Consequently, we can write the optimization problem as a maximum over $p(d|c, y)$ as follows:

$$\underset{p(d|c, y)}{\text{maximize}} \mathbf{E}[DY] - \lambda \cdot g(\Delta). \quad (2)$$

2.2 Related Work

Since the start of the discourse on AI fairness, a line of work has focused on how to apply different notions of fairness in algorithmic decision-making. For instance, in machine learning, numerous efforts have been made to investigate the efficiency and performance of various approaches for aligning learning models with fairness notions. Additionally, an important observation is that some common notions are inherently conflicting (Kleinberg [2018], Chouldechova [2017]); therefore, a decision-maker cannot simultaneously satisfy them. In this paper, we abstract the details of the decision-making procedure and adopt a specific definition of fairness (demographic parity) to focus on this issue from a regulator’s perspective. When and how can fairness be effectively enforced through penalization? To study this question, we have constructed a model that extends the models examined in the existing literature. Specifically, we employ a variant of the models proposed in previous works such as Mouzannar et al. [2019], Zhang et al. [2020], Raab and Liu [2021] which consider policies constrained to satisfy demographic parity, i.e., $\Delta = 0$. However, in our work, we formulate fairness regulation as a penalty imposed by the government. If we impose an infinite discrimination penalty by letting λ converge to infinity in (2), we recover the requirement $\Delta = 0$ as a special case. Moreover, the models proposed by Mouzannar et al. [2019], Zhang et al. [2020], Raab and Liu [2021] take the support set \mathcal{Y} to be a binary set, while we take it to be an arbitrary finite set. Finally, we note that Mouzannar et al. [2019] assumes that the institution makes decisions based on the group identity C and qualification Y , while Zhang et al. [2020] and Raab and Liu [2021] consider the institution’s policy as the optimal solution of an optimization problem similar to the one considered by us. We show in Section 2.1 that these two assumptions are equivalent in our model.

We have dedicated Section 4 to exploring the dynamics of qualifications in society over time. The interaction between the dynamics of society and algorithmic systems has recently garnered attention from the responsible AI community. As one of the first efforts in this direction, Liu et al. [2018] considered a two-stage model. In the first stage, individuals within a population receive a decision based on some qualification (e.g., credit score). Then, in the next stage, this decision influences that same qualification. The authors showed that in this model, measures like demographic parity and equality of opportunity can have a negative impact and exacerbate disparities between groups in the population. We also observe a similar phenomenon in our model.

There exist other approaches to fairness that we leave for future work. In particular, one can also analyze the interplay between society and algorithmic systems by employing game-theoretic formulations. Authors in Liu et al. [2020] consider both sides as strategic agents, wherein the system benefits from correct classification and individuals benefit from selection and can invest to increase their chances of being selected. The authors investigate the equilibrium of this setting and relate it to the realizability of classification. In a different framework, Hardt et al. [2016] considers a strategic classification framework and learnability in the presence of strategic individuals. Shifting the focus to the societal perspective, Milli et al. [2019] extends this framework and shows that when the system takes into account the population’s strategic behavior, it imposes a greater burden on disadvantaged groups.

3 Effectiveness of the Discrimination Penalty in the Static Case

If there is no penalty on the amount of discrimination, i.e., $\lambda = 0$, the institution will maximize $\mathbf{E}[DY]$. Let Y_+ be the positive part of Y , i.e., $Y_+ = \max(0, Y)$. Then, since $D \in \{0, 1\}$, we have $\mathbf{E}[DY] \leq \mathbf{E}[Y_+]$ and equality is achieved by a unique policy of the institution selecting an individual when $Y > 0$. We define

$$u_{\text{UM}} = \mathbf{E}[Y_+] \quad (3)$$

to be the utility when $\lambda = 0$. The resulting discrimination, denoted by Δ_{UM} , simplifies as follows:

$$\begin{aligned} \Delta_{\text{UM}} &= |\Pr(D = 1|C = \mathcal{A}) - \Pr(D = 1|C = \mathcal{B})| \\ &= |\Pr(Y > 0|C = \mathcal{A}) - \Pr(Y > 0|C = \mathcal{B})|. \end{aligned} \quad (4)$$

Thus, Δ_{UM} , the discrimination for the optimal policy when $\lambda = 0$, can be computed explicitly.

Note that if $\Pr(Y > 0|C = \mathcal{A}) = \Pr(Y > 0|C = \mathcal{B})$, we have $\Delta_{UM} = 0$ and there is no tension between maximizing $\mathbf{E}[DY]$ and minimizing Δ . Thus, the more interesting case is when $\Delta_{UM} > 0$, i.e., $\Pr(Y > 0|C = \mathcal{A}) \neq \Pr(Y > 0|C = \mathcal{B})$. Throughout the paper, when discussing the static case, we assume (without loss of generality) that individuals in group \mathcal{A} are relatively more beneficial to the institutions than individuals in group \mathcal{B} , i.e.

$$\Pr(Y > 0|C = \mathcal{A}) > \Pr(Y > 0|C = \mathcal{B}) \quad (5)$$

If this is not the case, we can swap the names for groups \mathcal{A} and \mathcal{B} .

Unlike $\lambda = 0$, the optimal policy is not necessarily unique when $\lambda > 0$. This property and some other elementary properties of optimal policies of the institution are discussed in Lemma 2 in Appendix A. One crucial property to highlight here is that for any λ and $g(\cdot)$, under any optimal policy, the advantaged group never has a smaller selection rate, i.e.,

$$\Pr(D = 1|C = \mathcal{A}) \geq \Pr(D = 1|C = \mathcal{B}).$$

Consequently, under any optimal policy, (1) can be rewritten as

$$\Delta = \Pr(D = 1|C = \mathcal{A}) - \Pr(D = 1|C = \mathcal{B}). \quad (6)$$

We begin by considering when the penalty is effective, which means it will force the institution to abandon the utility-maximizing policy and reduce disparity in selection across groups.

Definition 1. *As above, assume $\Delta_{UM} > 0$. We call a penalty, given by function $g(\cdot)$ and scalar λ , effective when every optimal solution of the problem in (2) satisfies*

$$\Delta = |\Pr(D = 1|C = \mathcal{A}) - \Pr(D = 1|C = \mathcal{B})| < \Delta_{UM} = \Pr(Y > 0|C = \mathcal{A}) - \Pr(Y > 0|C = \mathcal{B}).$$

The following theorem states the condition to ensure the penalty's effectiveness, which depends on the size of the groups, possible qualifications \mathcal{Y} , and the bias present in the population.

Theorem 1. *The penalty function $g(\cdot)$ and scalar λ are effective if and only if $\beta_e < \lambda \cdot g'_-(\Delta_{UM})$, where $g'_-(\cdot)$ is the left-hand derivative of g*

$$g'_-(x) = \lim_{h \rightarrow 0^-} \frac{g(x+h) - g(x)}{h}$$

and

$$\beta_e = \min_{(y,c) \in \mathcal{T}_e} p(c) \cdot |y|$$

where $\mathcal{T}_e \subset \mathcal{Y} \times \{\mathcal{A}, \mathcal{B}\}$ is defined as

$$\mathcal{T}_e = \{(y, \mathcal{A}) : y > 0, p(y|C = \mathcal{A}) > 0\} \cup \{(y, \mathcal{B}) : y < 0, p(y|C = \mathcal{B}) > 0\}.$$

Note that (5) guarantees that the set \mathcal{T}_e is non-empty. Proof of the above theorem can be found in Appendix A.2.

Remark 1. *Observe that β_e depends on the distribution of qualifications across groups $p(y|c)$ only through its support set, i.e., only the set of y where $p(y|c) > 0$ is important and not the exact values of $p(y|c)$. Next, note that effectiveness only depends on the derivative of the discrimination penalty at Δ_{UM} . The choice of $g(\cdot)$ is also important. For instance, consider two functions $g_1(x) = x$ and $g_2(x) = x^2$. As $g_1(x)$ has a constant derivative, the threshold of λ for effectiveness is found by $\beta_e < \lambda$, which is independent of Δ_{UM} . But in the case of the square function $g_2(x)$, the threshold will be $\frac{\beta_e}{\Delta_{UM}} < \lambda$, so the current level of bias in the population affects the effectiveness of the penalty. Therefore, assessing the effectiveness of the penalty becomes more complex. Also, the effectiveness may change over time in an evolving population (as in the next section).*

Next, we discuss the possibility of reaching complete demographic parity, $\Pr(D = 1|C = \mathcal{A}) = \Pr(D = 1|C = \mathcal{B})$. Note that the institution always has the option of adopting a policy that satisfies complete demographic parity, i.e.,

$$\max_{p(d|c,y)} \mathbf{E}[DY] - \lambda \cdot g(\Delta) \geq \max_{\substack{p(d|c,y): \\ p(D=1|C=\mathcal{A})=p(D=1|C=\mathcal{B})}} \mathbf{E}[DY]. \quad (7)$$

We are interested in knowing when the discrimination penalty is strong enough to ensure complete demographic parity in the institution's policy. This concept is formalized in the definition below:

Definition 2. We call a penalty, given by function $g(\cdot)$ and scalar λ , fully satisfactory when at least one optimal solution of the problem in (2) satisfies

$$\Delta = |\Pr(D = 1|C = \mathfrak{A}) - \Pr(D = 1|C = \mathfrak{B})| = 0.$$

Equivalently,

$$\max_{p(d|c,y)} \mathbf{E}[DY] - \lambda \cdot g(\Delta) = \max_{\substack{p(d|c,y): \\ p(D=1|C=\mathfrak{A})=p(D=1|C=\mathfrak{B})}} \mathbf{E}[DY]. \quad (8)$$

We have the following result:

Theorem 2. For a given distribution $p(y, c)$, if $\Delta_{UM} > 0$ then, the penalty function $g(\cdot)$ and scalar λ are fully satisfactory if and only if $\beta_s \leq \lambda \cdot g'_+(0)$, where $g'_+(\cdot)$ is the right-hand derivative of g :

$$g'_+(x) = \lim_{h \rightarrow 0^+} \frac{g(x+h) - g(x)}{h}$$

β_s is defined as follows: Consider the problem of finding the best policy that satisfies demographic parity:

$$\max_{\substack{p(d|c,y): \\ p(D=1|C=\mathfrak{A})=p(D=1|C=\mathfrak{B})}} \mathbf{E}[DY]. \quad (9)$$

Let $p^*(d|c, y)$ be any optimal solution to the above optimization (if there is more than one optimal policy, we can choose any of them). Then, let $\mathcal{T}_s \subset \mathcal{Y} \times \{\mathfrak{A}, \mathfrak{B}\}$ be defined as

$$\mathcal{T}_s = \{(y, \mathfrak{A}) : y > 0, p(y|\mathfrak{A}) > 0, p^*(D = 1|y, \mathfrak{A}) < 1\} \cup \{(y, \mathfrak{B}) : y < 0, p(y|\mathfrak{B}) > 0, p^*(D = 1|y, \mathfrak{B}) > 0\}.$$

Finally, set

$$\beta_s = \max_{(y,c) \in \mathcal{T}_s} p(c) \cdot |y|.$$

It turns out that the value of β_s will be the same if we start from different optimal solutions of (9).

Proof of the above theorem can be found in Appendix A.3.

In this case, the condition depends on the policy with demographic parity constraint. Consequently, employing this policy to assess a discrimination penalty is not as straightforward as in the previous theorem. Nevertheless, it underscores important implications in selecting the penalty function $g(\cdot)$. Following our comparison of the functions $g_1(x) = x$ and $g_2(x) = x^2$ in the context of Theorem 1, note that for the square function, we have $g'_+(0) = 0$. Consequently, for any finite value of λ , the condition $\beta_s > \lambda \cdot 0$ is satisfied, thereby making it impossible to guarantee complete demographic parity, except asymptotically as λ tends to infinity. However, when considering $g_1(x) = x$, the condition for achieving complete demographic parity simplifies to $\beta_s < \lambda$, indicating the existence of some finite level of penalty sufficient to achieve demographic parity. Once again, this highlights a distinction between these two penalty functions.

4 Dynamics of the Population

After discussing fairness regulations at a static, single point in time, we now shift our focus towards understanding how the population may dynamically evolve over time in response to the selection policy. Real-world instances of such transformations are varied, ranging from individuals investing in their attributes to obtain improved future outcomes to situations where receiving a loan based on one's credit score can further enhance that score.

We assume that individuals' group membership does not change over time. However, qualifications are states that individuals can acquire and may change over time. Extending our notation from the previous section, we denote a randomly chosen individual's qualification at time t by Y_t . We assume that the institution makes a decision about the individual at every instance t and denote it by the random variable D_t . The decision at time t (D_t) can potentially alter the qualifications of individuals in the next time step. We make the following Markov property assumption governing these changes:

$$p(y_{t+1}|y_1, \dots, y_t, d_1, \dots, d_t, c) = p(y_{t+1}|y_t, d_t) \quad (10)$$

We borrow the above assumption from Mouzannar et al. [2019] and Zhang et al. [2020]. Observe that this assumption implies that the new qualification Y_{t+1} depends only on the current qualification Y_t and the current decision by the

institution D_t , but not on group C or past history. Additionally, following the same literature, we assume that the conditional probability $\Pr(Y_{t+1} = y | Y_t = y', D_t)$ does not change over time, i.e.,

$$\Pr(Y_{t+1} = y | Y_t = y', D_t = d) = q(y|y', d)$$

for some conditional distribution $q(y|y', d)$ that does not depend on time t .

Note that the decision variable D_t depends not only on the individual's qualification Y_t , but possibly also on the population *distribution* of qualifications across the society, i.e., the joint distribution of (C, Y_t) . In other words, $p(d_t|c, y_t)$ may depend on the distribution $p(c, y_t)$ in order to ensure fairness across the society. Consequently, the qualification of a randomly selected individual over time $\{Y_t\}_{t=1,2,\dots}$ does not form a Markov chain despite the Markov assumption in (10).

In this section, we examine the institution's adoption of myopic policies, which maximize the instantaneous objective discussed in previous sections at every time step. In other words, we assume that the institution solves the following optimization problem in each step t :

$$\underset{p(d_t|c, y_t)}{\text{maximize}} \mathbf{E}[D_t Y_t] - \lambda \cdot g(\Delta_t) \quad (11)$$

where

$$\Delta_t = |\Pr(D_t = 1 | C = \mathcal{A}) - \Pr(D_t = 1 | C = \mathcal{B})|.$$

If there are multiple maximizers $p(d_t|c, y_t)$, the institution may choose any of them. Note that, as in the previous section, the institution's policy at time t depends only on the marginal distribution of C and Y_t . So, the state of the system at each time step t is determined by the distribution of qualifications of each group, denoted by $p_{Y_t|\mathcal{A}}$ and $p_{Y_t|\mathcal{B}}$, as well as the choice of maximizer if the optimization problem in (11) has more than one maximizer. We call a state stationary when it does not change in the next time step.

Definition 3. For an instance of the system, given by group sizes $\Pr(C = \mathcal{A})$ and $\Pr(C = \mathcal{B})$, discrimination penalty $g(\cdot)$ and λ and the conditional distribution $q(y|y', d)$, a state $(p_{Y|\mathcal{A}}, p_{Y|\mathcal{B}}, p_{D|C, Y})$ is stationary if starting from $p_{Y_t|\mathcal{A}} = p_{Y|\mathcal{A}}, p_{Y_t|\mathcal{B}} = p_{Y|\mathcal{B}}$, we have that $p_{D|C, Y}$ is a maximizer for the optimization problem in (11), and the state does not change in the next time step:

$$\begin{aligned} p_{Y_t|\mathcal{A}} &= p_{Y_{t+1}|\mathcal{A}}, \\ p_{Y_t|\mathcal{B}} &= p_{Y_{t+1}|\mathcal{B}}. \end{aligned}$$

Stationary states are interesting because if the system reaches them at some point in time, it will not move to any other new state in the future.

Within the literature exploring societal dynamics and algorithmic decision-making, social equality between groups within a population is often characterized by the condition $\mathbf{E}[Y_t | C = \mathcal{A}] = \mathbf{E}[Y_t | C = \mathcal{B}]$ (Mouzannar et al. [2019], Zhang et al. [2020], Raab and Liu [2021]). This condition alone does not guarantee equal selection outcomes under a utility-maximizing policy (unless Y_t is a binary random variable). More generally, in this paper, we study the joint distribution of (C, Y_t) . The statements we prove can be used to study the difference between $\mathbf{E}[Y_t | C = \mathcal{A}]$ and $\mathbf{E}[Y_t | C = \mathcal{B}]$.

Our goal is to study the impact of λ and penalty function $g(\cdot)$ on the limit of

$$\lim_{t \rightarrow \infty} \Delta_t = \lim_{t \rightarrow \infty} |\Pr(D_t = 1 | C = \mathcal{A}) - \Pr(D_t = 1 | C = \mathcal{B})|.$$

First, we show that under some mild assumptions, if $\lambda = 0$ in (11), the amount of discrimination Δ_t vanishes over time. In other words, even when we do not apply any discrimination penalty, both groups will end up with the same qualification distribution in the long run. This is because we use the same update rule $q(y|y', d)$ for qualifications across different groups (the new qualification Y_{t+1} depends only on the current qualification Y_t and the current decision by the institution D_t , but not on the individual's group identity C). In other words, equal opportunities for growth or decline are provided to different groups. In this scenario, Theorem 3 below informs us that even if there is initially a disparity in qualifications, which implies uneven selection under a policy that maximizes utility, equal opportunities for change will eventually result in equal distributions across the groups in the long run.

On the other hand, Theorem 3 below shows that the amount of discrimination Δ_t may not vanish over time when $\lambda > 0$. This is rather surprising because by choosing a positive λ , we penalize discrimination at each step. However, we observe that adopting such a myopic policy in some cases might result in non-vanishing discrimination in the long run, i.e., $\lim_{t \rightarrow \infty} \Delta_t > 0$. Furthermore, $\lim_{t \rightarrow \infty} \Delta_t > \Delta_0$ may hold, i.e., the limiting discrimination value may be higher than the original discrimination in the society at time $t = 0$.

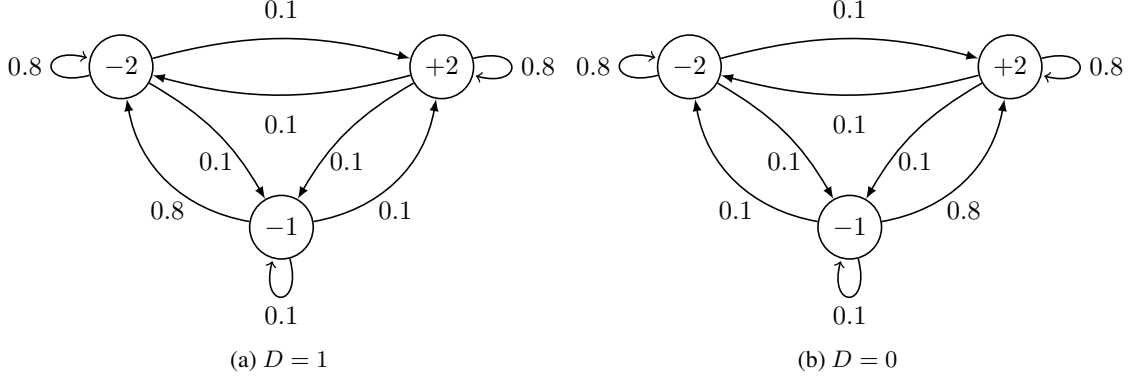


Figure 1: Transition probabilities when a) getting selected and b) when not

Theorem 3. Assume that $q(y|y', d) > 0$ for all $y, y' \in \mathcal{Y}$ and \mathcal{Y} is a finite set. Then, if $\lambda = 0$, we have

$$\lim_{t \rightarrow \infty} \Delta_t = 0.$$

More generally, C and Y_t will become asymptotically independent:

$$\lim_{t \rightarrow \infty} \|p_{C, Y_t} - p_C p_{Y_t}\|_1 = 0$$

where $\|\cdot\|_1$ is the total variation distance. However, one can find examples for $\lambda > 0$ in which

$$\lim_{t \rightarrow \infty} \Delta_t > \Delta_0 > 0.$$

In summary, while there may be a desire to penalize discrimination as a morally commendable action or to mitigate biases within the population, the above theorem suggests that this approach may, unfortunately, prevent achieving equality among the groups in the long run. We note that this negative impact is similar to what has been described (in different settings) by Mouzannar et al. [2019], Zhang et al. [2020] and Raab and Liu [2021], where the enforcement of certain fairness criteria in decision-making can prevent society from naturally attaining equality.

A detailed proof of Theorem 3 is given in Appendix A.4. Below, we just provide a specific example that demonstrates the negative impact discussed in the statement of the theorem. This example is based on the "lack of motivation" concept identified by Zhang et al. [2020], which refers to situations where institutional selection reduces the likelihood of qualification growth.

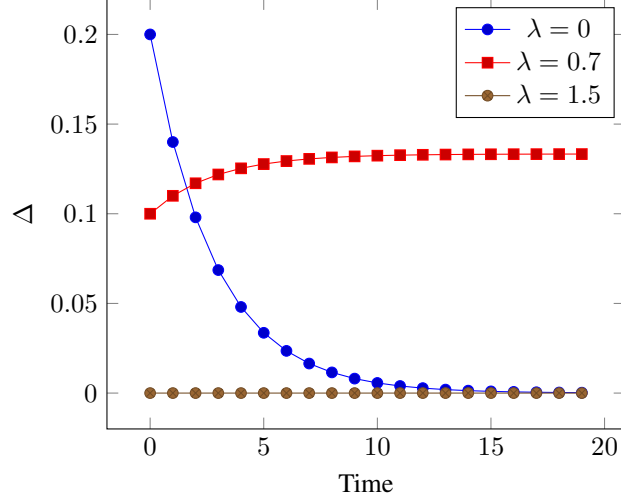
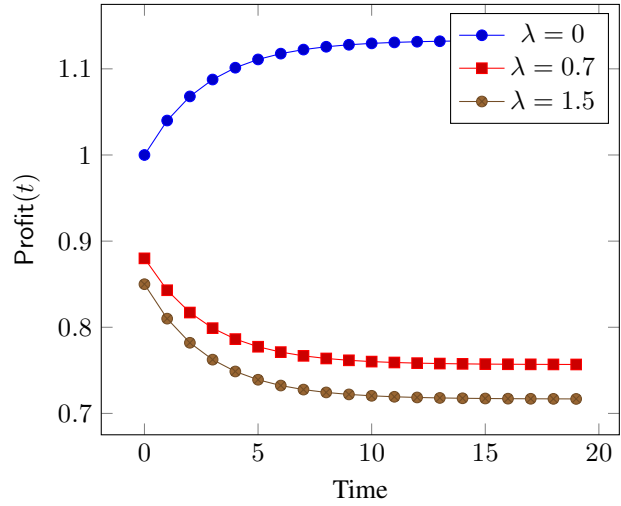
Example 1. We consider three possible qualifications: -2 , -1 and $+2$, and their corresponding transition probabilities $q(y|y', d)$, are illustrated in Figure 1. Notably, the difference between the two decisions lies in the transition from state -1 to other states, where being selected increases the probability of experiencing a decline to qualification -2 and decreases the probability of growth.

We examine the groups \mathcal{A} and \mathcal{B} of equal size. Assuming a penalty function $g(x) = x$, we observe the impact of different levels of λ on the disparity Δ over time, as illustrated in Figure 2. The initial distribution of the two groups is as follows: $p(Y_0 = -2|\mathcal{A}) = 0.3$, $p(Y_0 = -1|\mathcal{A}) = 0.1$, $p(Y_0 = +2|\mathcal{A}) = 0.6$ and $p(Y_0 = -2|\mathcal{B}) = 0.5$, $p(Y_0 = -1|\mathcal{B}) = 0.1$, $p(Y_0 = +2|\mathcal{B}) = 0.4$ which we can show by the following vectors:

$$\begin{aligned} p_{Y_0|\mathcal{A}} &= [0.3, 0.1, 0.6], \\ p_{Y_0|\mathcal{B}} &= [0.5, 0.1, 0.4], \end{aligned}$$

When λ falls within the range of 0 to 0.5 the penalty is not effective, as stated by Theorem 1, and the disparity tends to decrease over time, approaching zero. On the other hand, when λ exceeds 1, the penalty is fully satisfactory, resulting in a constant disparity of zero. However, in the interval between 0.5 and 1, the penalty is effective but prevents equalization of qualifications and also increases the selection disparity. See Appendix A.4 for further details.

Observing the unintended consequence of the discrimination penalty makes it important to identify conditions that can prevent it. In the following theorem, we establish that if the transition probabilities $q(y|y', d)$ are sufficiently high, the disparity between groups will vanish regardless of the level of penalty imposed.


 Figure 2: Evolution of disparity Δ under different levels of λ

 Figure 3: Evolution of the institution's objective $\text{Profit}(t) = \mathbf{E}[D_t Y_t] - \lambda \cdot g(\Delta_t)$ for different levels of discrimination penalty λ .

Theorem 4. Define $\alpha = \min_{y, y', d} \{q(y|y', d)\}$, then for any $\lambda \geq 0$ and convex function $g(\cdot)$ we have

$$\|p_{Y_{t+1}|\mathcal{A}} - p_{Y_{t+1}|\mathcal{B}}\|_1 \leq 2(1 - \alpha|\mathcal{Y}|) \|p_{Y_t|\mathcal{A}} - p_{Y_t|\mathcal{B}}\|_1.$$

Specifically, $\frac{1}{2|\mathcal{Y}|} < \alpha$ implies

$$\lim_{t \rightarrow \infty} \|p_{Y_{t+1}|\mathcal{A}} - p_{Y_{t+1}|\mathcal{B}}\|_1 = 0$$

and

$$\lim_{t \rightarrow \infty} \Delta_t = 0.$$

Proof of Theorem 4 is given in Appendix A.5.

4.1 Dynamics of the institution's objective

In this section, we study the dynamics of the institution's objective $\text{Profit}(t) = \mathbf{E}[D_t Y_t] - \lambda \cdot g(\Delta_t)$ as time progresses. Figure 3 considers the setting in Example 1 and plots the function $t \mapsto \text{Profit}(t)$ for different values of λ . One can observe that $\text{Profit}(t)$ might increase or decrease in time depending on the value of λ . The following theorem studies the behavior of $\text{Profit}(t)$ as a function of time for a different natural setting in which the selection of an individual has a positive average impact on one's qualification.

Theorem 5. Assume that selecting an individual would cause her average qualification to grow on average (for instance, due to the job experience), i.e.,

$$\mathbb{E}[Y_{t+1}|D_t = 1, Y_t = y_t] \geq y_t, \quad \forall y_t.$$

Equivalently,

$$\sum_{y_{t+1}} y_{t+1} q(y_{t+1}|D_t = 1, y_t) \geq y_t, \quad \forall y_t.$$

We do not make any assumption about the way qualifications of unselected individuals change over time. Then, for $\lambda \geq 0$, any penalty function $g(\cdot)$ and any initial distribution $p(c, y_0)$, the sequence of objective values at time t

$$\text{Profit}(t) = \underset{p(d_t|c, y_t)}{\text{maximize}} \quad [\mathbf{E}[D_t Y_t] - \lambda \cdot g(\Delta_t)] \quad (12)$$

will be a non-decreasing function of t .

Proof of the above theorem can be found in Section A.6. Note that the objective function has two components $\mathbf{E}[D_t Y_t]$ and $-\lambda \cdot g(\Delta_t)$. The fact that their sum will be a non-decreasing function of t indicates that at least one of the components should not decrease in each time slot. However, this may not lead to social parity. Observe that if we have $\Pr(Y_0 > 0|C = \mathfrak{B}) = 0$ and λ is not large enough for the penalty to become effective, the institution may never select from group \mathfrak{B} and one may never achieve social parity, even though the institution's total income (after paying the discrimination penalty) might still increase over time.

4.2 Stationary states

In this section, we are interested in stationary states (as defined in Definition 3) in which groups have the same qualification distribution and, therefore, enjoy equal selection rates. Such stationary states always exist, as shown in the following lemma:

Lemma 1. Consider a finite Markov chain with the transition matrix $T_{\mathcal{Y} \times \mathcal{Y}}$

$$T(y'|y) = \begin{cases} q(y'|y, 1) & \text{if } y > 0 \\ q(y'|y, 0) & \text{if } y < 0 \end{cases}, \quad \forall y, y' \in \mathcal{Y}.$$

Let r_Y be any stationary distribution of the above Markov chain. Then, $(p_{Y_t|\mathfrak{A}}, p_{Y_t|\mathfrak{B}}) = (r_Y, r_Y)$ along with

$$D = \begin{cases} 0, & Y < 0 \\ 1, & Y > 0 \end{cases}$$

is a stationary state of our dynamic as defined in Definition 3. This stationary distribution satisfies $p_{Y_t|\mathfrak{A}} = p_{Y_t|\mathfrak{B}}$. Thus, for stationary states of this type, we have

$$\Pr(D_t = 1|C = \mathfrak{A}) = \Pr(D_t = 1|C = \mathfrak{B}).$$

Proof of Lemma 1 can be found in Appendix A.7. Note that, in general, the Markov chain T does not necessarily have a unique stationary distribution. Therefore, our dynamic will not always have a unique stationary state with equal selection rates. However, finding cases where the stationary state is unique is desirable.

Next, we examine the case where qualification changes slowly over time, meaning that an individual can only move to the next higher or lower levels of qualification or stay put. In other words, if $\mathcal{Y} = \{y^{(1)}, y^{(2)}, \dots, y^{(n)}\}$ such that

$$y^{(1)} < y^{(2)} < \dots < y^{(n)}$$

we assume that

$$|i - j| \leq 1 \iff q(y^{(i)}|y^{(j)}, d) > 0.$$

One preliminary observation in this scenario is that stationary states of the type described in Lemma 1 are unique in this case because the Markov chain in Lemma 1 will be irreducible and aperiodic. However, apart from this unique stationary state with equality across groups, other stationary states may exist that persist disparities. But in the following theorem, we prove that if the selection increases the chance of qualification improvement and decreases the chance of degrading, then the stationary state from Lemma 1 is the unique stationary state of the system.

Theorem 6. Assume that $\mathcal{Y} = \{y^{(1)}, y^{(2)}, \dots, y^{(n)}\}$ where $y^{(1)} < y^{(2)} < \dots < y^{(n)}$. Moreover, assume that

$$|i - j| \leq 1 \iff q(y^{(i)}|y^{(j)}, d) > 0 \quad (13)$$

and

$$q(y^{(i+1)}|y^{(i)}, 1) \geq q(y^{(i+1)}|y^{(i)}, 0) \quad \forall 1 \leq i < n \quad (14)$$

$$q(y^{(i-1)}|y^{(i)}, 1) \leq q(y^{(i-1)}|y^{(i)}, 0), \quad \forall 1 < i \leq n \quad (15)$$

Then, for any discrimination penalty $g(\cdot)$ and λ the system has a unique stationary state. In this unique stationary distribution (which can be found using the procedure given in Lemma 1), the groups have the same qualification distribution.

Proof of the above theorem can be found in Appendix A.7.

References

- Tambiana Madiega. Artificial intelligence act. *European Parliament: European Parliamentary Research Service*, 2021. URL [https://www.europarl.europa.eu/RegData/etudes/BRIE/2021/698792/EPRS_BRI\(2021\)698792_EN.pdf](https://www.europarl.europa.eu/RegData/etudes/BRIE/2021/698792/EPRS_BRI(2021)698792_EN.pdf).
- Nathalie A. Smuha. From a ‘race to ai’ to a ‘race to ai regulation’: regulatory competition for artificial intelligence. *Law, Innovation and Technology*, 13(1):57–84, 2021. doi:10.1080/17579961.2021.1898300. URL <https://doi.org/10.1080/17579961.2021.1898300>.
- Solon Barocas, Moritz Hardt, and Arvind Narayanan. *Fairness and Machine Learning: Limitations and Opportunities*, pages 76–103. MIT Press, 2023.
- Jon Kleinberg. Inherent trade-offs in algorithmic fairness. In *Abstracts of the 2018 ACM International Conference on Measurement and Modeling of Computer Systems*, SIGMETRICS ’18, page 40, New York, NY, USA, 2018. Association for Computing Machinery. ISBN 9781450358460. doi:10.1145/3219617.3219634. URL <https://doi.org/10.1145/3219617.3219634>.
- Alexandra Chouldechova. Fair prediction with disparate impact: A study of bias in recidivism prediction instruments. *Big Data*, 5(2):153–163, 2017. ISSN 2167-647X. doi:10.1089/big.2016.0047.
- Hussein Mouzannar, Mesrob I. Ohannessian, and Nathan Srebro. From fair decision making to social equality. In *Proceedings of the Conference on Fairness, Accountability, and Transparency*, FAT* ’19, page 359–368, New York, NY, USA, 2019. Association for Computing Machinery. ISBN 9781450361255. doi:10.1145/3287560.3287599. URL <https://doi.org/10.1145/3287560.3287599>.
- Xueru Zhang, Ruibo Tu, Yang Liu, Mingyan Liu, Hedvig Kjellstrom, Kun Zhang, and Cheng Zhang. How do fair decisions fare in long-term qualification? In *Advances in Neural Information Processing Systems*, volume 33, pages 18457–18469. Curran Associates, Inc., 2020. URL <https://proceedings.neurips.cc/paper/2020/hash/d6d231705f96d5a35aeb3a76402e49a3-Abstract.html>.
- Reilly Raab and Yang Liu. Unintended selection: Persistent qualification rate disparities and interventions. In *Advances in Neural Information Processing Systems*, volume 34, pages 26053–26065. Curran Associates, Inc., 2021. URL <https://proceedings.neurips.cc/paper/2021/hash/db00f1b7fdf48fd26b5fb5f309e9afaf-Abstract.html>.
- Lydia T. Liu, Sarah Dean, Esther Rolf, Max Simchowitz, and Moritz Hardt. Delayed impact of fair machine learning. In Jennifer Dy and Andreas Krause, editors, *Proceedings of the 35th International Conference on Machine Learning*, volume 80 of *Proceedings of Machine Learning Research*, pages 3150–3158. PMLR, 10–15 Jul 2018. URL <https://proceedings.mlr.press/v80/liu18c.html>.
- Lydia T. Liu, Ashia Wilson, Nika Haghtalab, Adam Tauman Kalai, Christian Borgs, and Jennifer Chayes. The disparate equilibria of algorithmic decision making when individuals invest rationally. In *Proceedings of the 2020 Conference on Fairness, Accountability, and Transparency*, FAT* ’20, page 381–391, New York, NY, USA, 2020. Association for Computing Machinery. ISBN 9781450369367. doi:10.1145/3351095.3372861. URL <https://doi.org/10.1145/3351095.3372861>.
- Moritz Hardt, Nimrod Megiddo, Christos Papadimitriou, and Mary Wootters. Strategic classification. In *Proceedings of the 2016 ACM Conference on Innovations in Theoretical Computer Science*, ITCS ’16, page 111–122, New York, NY, USA, 2016. Association for Computing Machinery. ISBN 9781450340571. doi:10.1145/2840728.2840730. URL <https://doi.org/10.1145/2840728.2840730>.

Smitha Milli, John Miller, Anca D. Dragan, and Moritz Hardt. The social cost of strategic classification. In *Proceedings of the Conference on Fairness, Accountability, and Transparency*, FAT* '19, page 230–239, New York, NY, USA, 2019. Association for Computing Machinery. ISBN 9781450361255. doi:10.1145/3287560.3287576. URL <https://doi.org/10.1145/3287560.3287576>.

Robert G. Gallager. *Discrete Stochastic Processes*, pages 149–186. Springer US, Boston, MA, 1996. ISBN 978-1-4615-2329-1. doi:10.1007/978-1-4615-2329-1_5. URL https://doi.org/10.1007/978-1-4615-2329-1_5.

A

A.1 A useful lemma

Lemma 2. *If $\lambda > 0$, the optimal policy $p(d|c, y)$ maximizing (2) is not necessarily unique. Moreover, each optimal policy $p(d|c, y)$ satisfies the following properties:*

1. *Selection probability within a group is a non-decreasing function of qualification (y). More precisely, if $\Pr(Y = y, C = c) > 0$ and $\Pr(Y = y', C = c) > 0$ for some $y > y'$ and $c \in \mathcal{C}$, then*

$$\Pr(D = 1|Y = y, C = c) \geq \Pr(D = 1|Y = y', C = c)$$

2. *Within each group at most one qualification subgroup has fractional selection probability, i.e.,*

$$\forall c \exists y' \in \mathcal{Y} : \Pr(D = 1|Y = y, C = c) \in \{0, 1\} \quad \forall y \neq y' : \Pr(Y = y, C = c) > 0.$$

3. *Assume $\Pr(Y > 0|C = \mathfrak{A}) \geq \Pr(Y > 0|C = \mathfrak{B})$.¹ The advantaged group, \mathfrak{A} , never has a smaller selection rate:*

$$\Pr(D = 1|C = \mathfrak{A}) \geq \Pr(D = 1|C = \mathfrak{B})$$

4. *Positively qualified individuals from group \mathfrak{B} are always selected and negatively qualified individuals from group \mathfrak{A} never get selected, i.e.,*

$$\Pr(Y = y, C = \mathfrak{A}) > 0, \quad y < 0 \implies \Pr(D = 1|Y = y, C = \mathfrak{A}) = 0$$

$$\Pr(Y = y, C = \mathfrak{B}) > 0, \quad y > 0 \implies \Pr(D = 1|Y = y, C = \mathfrak{B}) = 1$$

Proof.

1. If for group c and qualifications y and y'

$$y > y' \implies \Pr(D = 1|y, C = c) \geq \Pr(D = 1|y', C = c)$$

does not hold, we can increase $\Pr(D = 1|y, C = c)$ and decrease $\Pr(D = 1|y', C = c)$ while fixing $\Pr(D = 1|C = c)$. This way Δ will not change, but $u = \mathbf{E}[DY]$ will increase.

2. Assume that

$$0 < \Pr(D = 1|y, C = c) < 1, \quad 0 < \Pr(D = 1|y', C = c) < 1$$

for some $y > y'$. Increase $\Pr(D = 1|y, C = c)$ and decrease $\Pr(D = 1|y', C = c)$ while fixing $\Pr(D = 1|C = c)$. This way Δ will not change, but $u = \mathbf{E}[DY]$ will increase.

3. Assume

$$\Pr(D = 1|C = \mathfrak{A}) < \Pr(D = 1|C = \mathfrak{B}).$$

Since for $c \in \mathcal{C}$ we have

$$\Pr(D = 1|y, C = c) = \Pr(Y > 0|C = c) \cdot \Pr(D = 1|Y > 0, C = c) + \Pr(Y \leq 0|C = c) \cdot \Pr(D = 1|Y \leq 0, C = c)$$

then $\Pr(D = 1|C = \mathfrak{A}) < \Pr(D = 1|C = \mathfrak{B})$ implies either

$$\Pr(Y > 0|C = \mathfrak{A}) \cdot \Pr(D = 1|Y > 0, C = \mathfrak{A}) < \Pr(Y > 0|C = \mathfrak{B}) \cdot \Pr(D = 1|Y > 0, C = \mathfrak{B}) \quad (16)$$

or

$$\Pr(Y \leq 0|C = \mathfrak{A}) \cdot \Pr(D = 1|Y \leq 0, C = \mathfrak{A}) < \Pr(Y \leq 0|C = \mathfrak{B}) \cdot \Pr(D = 1|Y \leq 0, C = \mathfrak{B}). \quad (17)$$

Consider the first case. The assumption $\Pr(Y > 0|C = \mathfrak{A}) \geq \Pr(Y > 0|C = \mathfrak{B})$ in conjunction with (16) implies $\Pr(D = 1|Y > 0, C = \mathfrak{A}) < \Pr(D = 1|Y > 0, C = \mathfrak{B})$. Thus, $\Pr(D = 1|Y > 0, C = \mathfrak{A}) < 1$. So, at least for one $y > 0$ we have $\Pr(D = 1|y, C = \mathfrak{A}) < 1$ and $\Pr(Y = y|C = \mathfrak{A}) > 0$. Select $\epsilon \in \mathbb{R}$ such that

$$0 < \epsilon < \min \left\{ \frac{\Pr(D = 1|C = \mathfrak{B}) - \Pr(D = 1|C = \mathfrak{A})}{\Pr(Y = y|C = \mathfrak{A})}, 1 - \Pr(D = 1|y, C = \mathfrak{A}) \right\}$$

¹This assumption can be made without loss of generality in the static case. See (5).

If the institution increases $\Pr(D = 1|y, C = \mathcal{A})$ by ϵ , the inequality $\Pr(D = 1|C = \mathcal{A}) < \Pr(D = 1|C = \mathcal{B})$ will stay satisfied, and the discrimination $\Pr(D = 1|C = \mathcal{B}) - \Pr(D = 1|C = \mathcal{A})$ will decrease. Moreover, $u = \mathbf{E}[DY]$ increases. This is at odds with the optimality of the policy.

The second case is similar. Assume that (17) holds. Then, we deduce $0 < \Pr(D = 1|Y \leq 0, C = \mathcal{B})$. So, there exists $y < 0$ such that $\Pr(D = 1|y, C = \mathcal{B}) > 0$ and $\Pr(Y = y|C = \mathcal{B}) > 0$. Select $\epsilon \in \mathbb{R}$ such that

$$0 < \epsilon < \min \left\{ \frac{\Pr(D = 1|C = \mathcal{B}) - \Pr(D = 1|C = \mathcal{A})}{\Pr(Y = y|C = \mathcal{B})}, \Pr(D = 1|y, C = \mathcal{B}) \right\}$$

Now, the institution can increase its utility and decrease the penalty by decreasing $\Pr(D = 1|y, C = \mathcal{B})$ by ϵ .

4. Assume $\Pr(D = 1|Y = y, C = \mathcal{A}) > 0$ for some $y < 0$. From the previous part, we know that $\Pr(D = 1|C = \mathcal{A}) \geq \Pr(D = 1|C = \mathcal{B})$. If $\Pr(D = 1|C = \mathcal{A}) > \Pr(D = 1|C = \mathcal{B})$ we can decrease $\Pr(D = 1|Y = y, C = \mathcal{A})$ slightly, so that $u = \mathbf{E}[DY]$ increases and Δ decreases. So the assumed policy is not optimal. Next, consider the case of $\Pr(D = 1|C = \mathcal{A}) = \Pr(D = 1|C = \mathcal{B})$. The assumption $\Pr(D = 1|Y = y, C = \mathcal{A}) > 0$ and parts 1 and 2 of the lemma imply that for any $y' > y$ such that $\Pr(Y = y'|C = \mathcal{A}) > 0$ we have

$$\Pr(D = 1|y', C = \mathcal{A}) = 1$$

So,

$$\Pr(D = 1|C = \mathcal{B}) = \Pr(D = 1|C = \mathcal{A}) \geq \Pr(Y > 0|C = \mathcal{A}) > \Pr(Y > 0|C = \mathcal{B}).$$

This, in turn, yields that there is some $y' < 0$ such that $\Pr(D = 1|Y = y', C = \mathcal{B}) > 0$. By decreasing $\Pr(D = 1|Y = y, C = \mathcal{A})$ and $\Pr(D = 1|Y = y', C = \mathcal{B})$ appropriately, we can increase $u = \mathbf{E}[DY]$ while keeping Δ unchanged.

Next assume $\Pr(D = 1|Y = y, C = \mathcal{B}) < 1$ for some $y > 0$. This time, if $\Pr(D = 1|C = \mathcal{A}) > \Pr(D = 1|C = \mathcal{B})$ we can increase $\Pr(D = 1|Y = y, C = \mathcal{B})$ slightly to improve the institution's objective. If $\Pr(D = 1|C = \mathcal{A}) = \Pr(D = 1|C = \mathcal{B})$, parts i and ii of Lemma 2 imply that for all $y' < y$ we have

$$\Pr(D = 1|Y = y', C = \mathcal{B}) = 0.$$

In other words, $\Pr(D = 1|Y = y', C = \mathcal{B}) > 0$ implies that $y' > 0$. This implies that $\Pr(D = 1|C = \mathcal{B}) \leq \Pr(Y > 0|C = \mathcal{B})$. Then, using the assumption $\Pr(Y > 0|C = \mathcal{A}) > \Pr(Y > 0|C = \mathcal{B})$ in (5) we have

$$\Pr(D = 1|C = \mathcal{A}) = \Pr(D = 1|C = \mathcal{B}) \leq \Pr(Y > 0|C = \mathcal{B}) < \Pr(Y > 0|C = \mathcal{A}).$$

From $\Pr(D = 1|C = \mathcal{A}) < \Pr(Y > 0|C = \mathcal{A})$ we conclude that there is some $y'' > 0$ such that $\Pr(D = 1|Y = y'', C = \mathcal{A}) < 1$. We can increase $\Pr(D = 1|Y = y'', C = \mathcal{A})$ and $\Pr(D = 1|Y = y, C = \mathcal{B})$ simultaneously to improve the objective while keeping Δ unchanged.

□

Next, we introduce an equivalent formulation for the main optimization problems in (2) and (9). This formulation simplifies the proof for this theorem and for Theorem 1 and Theorem 2. It relates the optimization problem for any $\lambda > 0$ to $u_{UM} = \mathbf{E}[Y_+]$, which is the value of the optimization problem for $\lambda = 0$ (see (3)).

Lemma 3. *The optimization problem in (2) has the following equivalent form:*

$$\max_{p(d|c,y)} \mathbf{E}[DY] - \lambda \cdot g(\Delta) = \max_{z_{yc}} \mathbf{E}[Y_+] - \sum_{(y,c) \in \mathcal{T}_e} z_{yc} \cdot p(c) \cdot |y| - \lambda \cdot g \left(\Delta_{UM} - \sum_{(y,c) \in \mathcal{T}_e} z_{yc} \right) \quad (18)$$

where Δ_{UM} is defined in (4), the set \mathcal{T}_e is defined as follows

$$\mathcal{T}_e = \{(y, \mathcal{A}) : y > 0, p(y|C = \mathcal{A}) > 0\} \cup \{(y, \mathcal{B}) : y < 0, p(y|C = \mathcal{B}) > 0\}, \quad (19)$$

and the maximum is over z_{yc} (for $c \in \mathcal{C}$) satisfying

$$\sum_{(y,c) \in \mathcal{T}_e} z_{yc} \leq \Delta_{UM}, \quad (20)$$

$$0 \leq z_{yc} \leq p(y|c) \quad \forall y, c. \quad (21)$$

Similarly, the optimization problem in (9) has the following equivalent form:

$$\max_{\substack{p(d|c,y): \\ p(D=1|C=\mathcal{A})=p(D=1|C=\mathcal{B})}} \mathbf{E}[DY] = \max_{z_{yc}} \mathbf{E}[Y_+] - \sum_{(y,c) \in \mathcal{T}_e} z_{yc} \cdot p(c) \cdot |y| \quad (22)$$

where the maximum is over z_{yc} satisfying

$$\sum_{(y,c) \in \mathcal{T}_e} z_{yc} = \Delta_{UM}, \quad (23)$$

$$0 \leq z_{yc} \leq p(y|c), \quad \forall y, c. \quad (24)$$

Proof. Let $p^*(d|y, c)$ be any optimal solution of the optimization problem in (2). Define

$$\begin{aligned} z_{y\mathcal{A}} &= p(y|\mathcal{A}) (1 - p^*(D=1|Y=y, C=\mathcal{A})) \\ z_{y\mathcal{B}} &= p(y|\mathcal{B}) p^*(D=1|Y=y, C=\mathcal{B}). \end{aligned} \quad (25)$$

Applying the fourth part of Lemma 2, then we can state the institution's utility under this solution as

$$\begin{aligned} \mathbf{E}_{p^*}[YD] &= \sum_{y>0} y \cdot p(\mathcal{A}) \cdot p(y|\mathcal{A}) - \sum_{y>0} |y| \cdot p(\mathcal{A}) \cdot z_{y\mathcal{A}} + \sum_{y>0} y \cdot p(\mathcal{B}) \cdot p(y|\mathcal{B}) - \sum_{y<0} |y| \cdot p(\mathcal{B}) \cdot z_{y\mathcal{B}} \\ &= \mathbf{E}[Y_+] - \sum_{y<0} |y| \cdot p(\mathcal{B}) \cdot z_{y\mathcal{B}} - \sum_{y>0} |y| \cdot p(\mathcal{A}) \cdot z_{y\mathcal{A}} \end{aligned}$$

Using (6) and the fourth part of Lemma 2, the disparity can be written as

$$\Delta_{p^*} = \sum_{y>0} p(y|\mathcal{A}) - \sum_{y>0} z_{y\mathcal{A}} - \sum_{y>0} p(y|\mathcal{B}) - \sum_{y<0} z_{y\mathcal{B}} = \Delta_{UM} - \sum_{y>0} z_{y\mathcal{A}} - \sum_{y<0} z_{y\mathcal{B}}.$$

Note that the above inequality implies that

$$\sum_{y>0} z_{y\mathcal{A}} + \sum_{y<0} z_{y\mathcal{B}} \leq \Delta_{UM}. \quad (26)$$

We would like to apply a change of variables and write the optimization problem in (2) in terms of $z_{y\mathcal{A}}$ for $y > 0$, and $z_{y\mathcal{B}}$ for $y < 0$. More specifically, we use variables z_{yc} where (y, c) is in \mathcal{T}_e :

$$\mathcal{T}_e = \{(y, \mathcal{A}) : y > 0, p(y|C = \mathcal{A}) > 0\} \cup \{(y, \mathcal{B}) : y < 0, p(y|C = \mathcal{B}) > 0\}.$$

We claim that any z_{yc} (for $(y, c) \in \mathcal{T}_e$) satisfying (20) and (21) corresponds to some decision rule $p(d|y, c)$. Conversely, any *optimal* decision rule $p^*(d|y, c)$ corresponds to some z_{yc} satisfying (20) and (21). The latter can be verified from (26) and the definition given in (25).

Take some z_{yc} satisfying (20) and (21), and define

$$\begin{aligned} p(D=1|Y=y, C=\mathcal{A}) &= 1 - \frac{z_{y\mathcal{A}}}{p(y|\mathcal{A})}, & \forall y > 0 : p(y|C=\mathcal{A}) > 0, \\ p(D=1|Y=y, C=\mathcal{B}) &= \frac{z_{y\mathcal{B}}}{p(y|\mathcal{B})}, & \forall y < 0 : p(y|C=\mathcal{B}) > 0. \end{aligned} \quad (27)$$

Moreover, set $p(D=1|Y=y, C=\mathcal{A}) = 0$ for $y < 0$ and $p(D=1|Y=y, C=\mathcal{B}) = 1$ for $y > 0$. Since for all d, y and c we have $0 \leq p(D=d|Y=y, C=c) \leq 1$, this constitutes a valid decision rule.

Thus, the optimization problem in (2) is equivalent to

$$\text{maximize } u_{UM} - \sum_{(y,c) \in \mathcal{T}_e} z_{yc} \cdot p(c) \cdot |y| - \lambda \cdot g \left(\Delta_{UM} - \sum_{(y,c) \in \mathcal{T}_e} z_{yc} \right) \quad (28)$$

where the maximum is over z_{yc} satisfying (20) and (21).

Next, consider the second part of the theorem. We have

$$\max_{\substack{p(d|c,y): \\ p(D=1|C=\mathcal{A})=p(D=1|C=\mathcal{B})}} \mathbf{E}[DY] = \max_{p(d|c,y)} \inf_{\lambda \geq 0} \mathbf{E}[DY] - \lambda \cdot g(\Delta) \quad (29)$$

Note that $\mathbf{E}[DY] - \lambda \cdot g(\Delta)$ is concave in $p(d|c, y)$ for any fixed λ . This follows from the fact that $x \mapsto |x|$ is a convex function and $g(\cdot)$ is a non-decreasing convex function. Next, $\mathbf{E}[DY] - \lambda \cdot g(\Delta)$ is linear in λ for any fixed $p(d|c, y)$. Moreover, the domain of $p(d|c, y)$ is a compact set. Therefore, Sion's minimax theorem implies that

$$\max_{p(d|c,y)} \inf_{\lambda \geq 0} \mathbf{E}[DY] - \lambda \cdot g(\Delta) = \inf_{\lambda \geq 0} \max_{p(d|c,y)} \mathbf{E}[DY] - \lambda \cdot g(\Delta).$$

We can now utilize the first part of the theorem to deduce that

$$\inf_{\lambda \geq 0} \max_{p(d|c,y)} \mathbf{E}[DY] - \lambda \cdot g(\Delta) = \inf_{\lambda \geq 0} \max_{z_{yc}} \mathbf{E}[Y_+] - \sum_{(y,c) \in \mathcal{T}_e} z_{yc} \cdot p(c) \cdot |y| - \lambda \cdot g \left(\Delta_{UM} - \sum_{(y,c) \in \mathcal{T}_e} z_{yc} \right)$$

where the maximum is over z_{yc} satisfying (20) and (21). Using a similar minimax exchange, we have

$$\begin{aligned} & \inf_{\lambda \geq 0} \max_{z_{yc}} \mathbf{E}[Y_+] - \sum_{(y,c) \in \mathcal{T}_e} z_{yc} \cdot p(c) \cdot |y| - \lambda \cdot g \left(\Delta_{UM} - \sum_{(y,c) \in \mathcal{T}_e} z_{yc} \right) \\ &= \max_{z_{yc}} \inf_{\lambda \geq 0} \mathbf{E}[Y_+] - \sum_{(y,c) \in \mathcal{T}_e} z_{yc} \cdot p(c) \cdot |y| - \lambda \cdot g \left(\Delta_{UM} - \sum_{(y,c) \in \mathcal{T}_e} z_{yc} \right) \\ &= \max_{z_{yc}: \Delta_{UM} = \sum_{(y,c) \in \mathcal{T}_e} z_{yc}} \mathbf{E}[Y_+] - \sum_{(y,c) \in \mathcal{T}_e} z_{yc} \cdot p(c) \cdot |y| \end{aligned}$$

This completes the proof. \square

Lemma 4. Consider the equivalent form in (22) for the problem of finding the best policy that satisfies demographic parity:

$$\max_{z_{yc}} \mathbf{E}[Y_+] - \sum_{(y,c) \in \mathcal{T}_e} z_{yc} \cdot p(c) \cdot |y| \quad (30)$$

where the maximum is over z_{yc} satisfying

$$\sum_{(y,c) \in \mathcal{T}_e} z_{yc} = \Delta_{UM}, \quad (31)$$

$$0 \leq z_{yc} \leq p(y|c), \quad \forall y, c. \quad (32)$$

where \mathcal{T}_e is defined in (19). Then, there is some constant β_s such that any maximizer satisfies

$$\max_{(c,y) \in \mathcal{T}_e: z_{yc} > 0} p(c) \cdot |y| = \beta_s.$$

Moreover, any maximizer z_{yc} satisfies the following property:

$$\begin{aligned} p(c) \cdot |y| > \beta_s &\implies z_{yc} = 0, \\ p(c) \cdot |y| < \beta_s &\implies z_{yc} = p(y|c), \end{aligned}$$

implying that two maximizers can differ only on pairs (c, y) where $p(c) \cdot |y| = \beta_s$.

Proof. We begin by showing that for any arbitrary (y, c) and (y', c') in \mathcal{T}_e such that $z_{yc} > 0$ and $p(c') \cdot |y'| < p(c) \cdot |y|$ we have $z_{y'c'} = p(y'|c')$. This property must hold, since otherwise we can choose some $0 < \epsilon < z_{yc}$ and decrease z_{yc} by ϵ and increase $z_{y'c'}$ by the same value. This move will keep Δ unchanged but decreases $\sum_{(y,c) \in \mathcal{T}_e} z_{yc} \cdot p(c) \cdot |y|$ which violates the optimality assumption.

For every optimizer $z_{y,c}$, let us define:

$$\beta_s(z_{y,c}) = \max_{(c,y) \in \mathcal{T}_e: z_{yc} > 0} p(c) \cdot |y|.$$

It follows from the above property and the definition of $\beta_s(z_{y,c})$ that

$$\begin{aligned} p(c) \cdot |y| > \beta_s(z_{y,c}) &\implies z_{yc} = 0, \\ p(c) \cdot |y| < \beta_s(z_{y,c}) &\implies z_{yc} = p(y|c), \end{aligned}$$

It remains to show that $\beta_s(z_{y,c}) = \beta_s(z'_{y,c})$ for any two maximizers $z_{y,c}$ and $z'_{y,c}$. Assume otherwise that $\beta_s(z'_{y,c}) > \beta_s(z_{y,c})$. Then, we obtain that

$$z_{y,c} > 0 \implies p(c) \cdot |y| \leq \beta_s(z_{y,c}) \implies p(c) \cdot |y| < \beta_s(z'_{y,c}) \implies z'_{y,c} = p(y|c) \geq z_{y,c}.$$

Moreover, $z'_{y,c} \geq z_{y,c}$ also holds when $z_{y,c} = 0$. Thus, $z'_{y,c} \geq z_{y,c}$ holds regardless of the value of $z_{y,c}$. On the other hand

$$\sum_{(y,c) \in \mathcal{T}_e} z'_{y,c} = \sum_{(y,c) \in \mathcal{T}_e} z_{y,c} = \Delta_{\text{UM}}$$

Therefore, we must have $z'_{y,c} = z_{y,c}$ for all $(y, c) \in \mathcal{T}_e$, which is in contradiction with $\beta_s(z'_{y,c}) > \beta_s(z_{y,c})$. \square

A.2 Proof of Theorem 1

Proof of Theorem 1. Take an arbitrary

$$(y^*, c^*) \in \operatorname{argmin}_{(y,c) \in \mathcal{T}_e} p(c) \cdot |y|.$$

Using the assumption $\Delta_{\text{UM}} > 0$, if $\lambda \cdot g'_-(\Delta_{\text{UM}}) > \beta_e$ we conclude that there exists $0 < \epsilon < \min\{\beta_e, \Delta_{\text{UM}}, p(y^*|c^*)\}$ such that

$$\lambda(g(\Delta_{\text{UM}}) - g(\Delta_{\text{UM}} - \epsilon)) > \epsilon \cdot \beta_e.$$

Thus,

$$u_{\text{UM}} - \epsilon \cdot \beta_e - \lambda g(\Delta_{\text{UM}} - \epsilon) > u_{\text{UM}} - \lambda g(\Delta_{\text{UM}}). \quad (33)$$

Consider the representation in Lemma 3 and the optimization

$$\text{maximize } u_{\text{UM}} - \sum_{(y,c) \in \mathcal{T}_e} z_{y,c} \cdot p(c) \cdot |y| - \lambda \cdot g \left(\Delta_{\text{UM}} - \sum_{(y,c) \in \mathcal{T}_e} z_{y,c} \right) \quad (34)$$

where the maximum is over $z_{y,c}$ satisfying (20) and (21). Let $z'_{y,c}$ be defined by

$$z'_{y,c} = \begin{cases} \epsilon & \text{if } (y, c) = (y^*, c^*) \\ 0 & \text{otherwise.} \end{cases}$$

One can directly inspect that the variables $z'_{y,c}$ satisfy the constraints (20) and (21). Thus, the maximum value of (34) is greater than or equal to the expression evaluated at $z'_{y,c}$. In other words, if $\tilde{z}_{y,c}$ is any maximizer in (34), we have:

$$\begin{aligned} u_{\text{UM}} - \sum_{(y,c) \in \mathcal{T}_e} \tilde{z}_{y,c} \cdot p(c) \cdot |y| - \lambda \cdot g \left(\Delta_{\text{UM}} - \sum_{(y,c) \in \mathcal{T}_e} \tilde{z}_{y,c} \right) \\ \geq u_{\text{UM}} - z'_{y^*c^*} \cdot \beta_e - \lambda \cdot g \left(\Delta_{\text{UM}} - z'_{y^*c^*} \right) \\ > u_{\text{UM}} - \lambda \cdot g(\Delta_{\text{UM}}) \end{aligned} \quad (35)$$

where (35) follows from (33). This in turn implies $g(\Delta_{\text{UM}} - \sum_{(y,c) \in \mathcal{T}_e} \tilde{z}_{y,c}) < g(\Delta_{\text{UM}})$. Therefore, for any optimal solution, we have $\Delta < \Delta_{\text{UM}}$, and the penalty is effective.

On the other hand, assume that $\lambda \cdot g'_-(\Delta_{\text{UM}}) \leq \beta_e$. We show that the utility-maximizing solution is optimal for the problem in (34). We need to show that for any arbitrary $z_{y,c}$, we have

$$u_{\text{UM}} - \lambda \cdot g(\Delta_{\text{UM}}) \geq u_{\text{UM}} - \sum_{(y,c) \in \mathcal{T}_e} z_{y,c} \cdot p(c) \cdot |y| - \lambda \cdot g \left(\Delta_{\text{UM}} - \sum_{(y,c) \in \mathcal{T}_e} z_{y,c} \right).$$

Note that

$$\begin{aligned}
 & [u_{\text{UM}} - \lambda \cdot g(\Delta_{\text{UM}})] - \left[u_{\text{UM}} - \sum_{(y,c) \in \mathcal{T}_e} z_{yc} \cdot p(c) \cdot |y| - \lambda \cdot g \left(\Delta_{\text{UM}} - \sum_{(y,c) \in \mathcal{T}_e} z_{yc} \right) \right] \\
 &= \lambda \left[g \left(\Delta_{\text{UM}} - \sum_{(y,c) \in \mathcal{T}_e} z_{yc} \right) - g(\Delta_{\text{UM}}) \right] + \sum_{(y,c) \in \mathcal{T}_e} z_{yc} \cdot p(c) \cdot |y| \\
 &\geq \lambda \left[g \left(\Delta_{\text{UM}} - \sum_{(y,c) \in \mathcal{T}_e} z_{yc} \right) - g(\Delta_{\text{UM}}) \right] + \beta_e \sum_{(y,c) \in \mathcal{T}_e} z_{yc} \\
 &\geq -\lambda \cdot g'_-(\Delta_{\text{UM}}) \sum_{(y,c) \in \mathcal{T}_e} z_{yc} + \beta_e \sum_{(y,c) \in \mathcal{T}_e} z_{yc} \tag{36} \\
 &= (\beta_e - \lambda \cdot g'_-(\Delta_{\text{UM}})) \sum_{(y,c) \in \mathcal{T}_e} z_{yc} \\
 &\geq 0. \tag{37}
 \end{aligned}$$

where (36) follows from the property $g(x) - g(y) \geq g'(y)(x - y)$ of convex functions, and (37) follows from $\sum_{(y,c) \in \mathcal{T}_e} z_{yc} \geq 0$ and the assumption $\lambda \cdot g'_-(\Delta_{\text{UM}}) \leq \beta_e$. Thus, we obtain that the utility-maximizing solution is optimal in this case. \square

A.3 Proof of Theorem 2

Proof of Theorem 2. Assume that $\beta_s \leq \lambda \cdot g'_+(0)$. Take an arbitrary optimal solution to (22) and denote it by z_{yc} . Note that z_{yc} is in the domain of the optimization problem in (18). We would like to show that z_{yc} is also a maximizer for the problem in (18). This will prove that the penalty is fully satisfactory, meaning there is a policy satisfying demographic parity which is also optimal.

From the identification in (27), the value β_s introduced in the theorem can be stated as

$$\beta_s = \max_{(c,y) \in \mathcal{T}_e: z_{yc} > 0} p(c) \cdot |y|.$$

Note that Lemma 4 shows that this quantity is the same for all maximizers of the (22). Take any maximizer for (18) denoted by z'_{yc} . We need to prove that the objective function of (18) at z_{yc} is not smaller than that at z'_{yc} , i.e.,

$$u_{\text{UM}} - \sum_{(y,c) \in \mathcal{T}_e} z_{yc} \cdot p(c) \cdot |y| - \lambda \cdot g(0) \geq u_{\text{UM}} - \sum_{(y,c) \in \mathcal{T}_e} z'_{yc} \cdot p(c) \cdot |y| - \lambda \cdot g \left(\Delta_{\text{UM}} - \sum_{(y,c) \in \mathcal{T}_e} z'_{yc} \right)$$

This would show that z_{yc} is a maximizer for (18).

We have:

$$\begin{aligned}
 & \left[u_{\text{UM}} - \sum_{(y,c) \in \mathcal{T}_e} z_{yc} \cdot p(c) \cdot |y| - \lambda \cdot g(0) \right] - \left[u_{\text{UM}} - \sum_{(y,c) \in \mathcal{T}_e} z'_{yc} \cdot p(c) \cdot |y| - \lambda \cdot g \left(\Delta_{\text{UM}} - \sum_{(y,c) \in \mathcal{T}_e} z'_{yc} \right) \right] \\
 &= \left[\sum_{(y,c) \in \mathcal{T}_e} z'_{yc} \cdot p(c) \cdot |y| - \sum_{(y,c) \in \mathcal{T}_e} z_{yc} \cdot p(c) \cdot |y| \right] + \lambda \left[g \left(\Delta_{\text{UM}} - \sum_{(y,c) \in \mathcal{T}_e} z'_{yc} \right) - g(0) \right] \\
 &\geq \left[\sum_{(y,c) \in \mathcal{T}_e} z'_{yc} - \sum_{(y,c) \in \mathcal{T}_e} z_{yc} \right] \beta_s + \lambda \left[g \left(\Delta_{\text{UM}} - \sum_{(y,c) \in \mathcal{T}_e} z'_{yc} \right) - g(0) \right] \tag{38}
 \end{aligned}$$

$$\geq \left[\sum_{(y,c) \in \mathcal{T}_e} z'_{yc} - \sum_{(y,c) \in \mathcal{T}_e} z_{yc} \right] \beta_s + \lambda \left[\Delta_{\text{UM}} - \sum_{(y,c) \in \mathcal{T}_e} z'_{yc} \right] g'_+(0) \tag{39}$$

$$\begin{aligned}
 &= \left[\Delta_{\text{UM}} - \sum_{(y,c) \in \mathcal{T}_e} z'_{yc} \right] (\lambda \cdot g'_+(0) - \beta_s) \\
 &\geq 0. \tag{40}
 \end{aligned}$$

The inequality (39) follows from the convexity of $g(\cdot)$ and (40) follows from $\beta_s \leq \lambda \cdot g'_+(0)$ and $\Delta_{\text{UM}} - \sum_{(y,c) \in \mathcal{T}_e} z'_{yc} \geq 0$. The inequality (38) follows from

$$(z'_{yc} - z_{yc}) \cdot p(c) \cdot |y| \geq (z'_{yc} - z_{yc}) \cdot \beta_s, \quad \forall (c, y) \in \mathcal{T}_e$$

which can be argued as follows: Lemma 4 shows that

$$\begin{aligned}
 p(c) \cdot |y| > \beta_s &\implies z_{yc} = 0, \\
 p(c) \cdot |y| < \beta_s &\implies z_{yc} = p(y|c).
 \end{aligned}$$

Take some $(c, y) \in \mathcal{T}_e$. If $p(c) \cdot |y| > \beta_s$, we have $z_{yc} = 0$ and hence

$$z'_{yc} \cdot p(c) \cdot |y| - z_{yc} \cdot p(c) \cdot |y| \geq [z'_{yc} - z_{yc}] \beta_s$$

Next, if $p(c) \cdot |y| = \beta_s$, we have

$$z'_{yc} \cdot p(c) \cdot |y| - z_{yc} \cdot p(c) \cdot |y| = [z'_{yc} - z_{yc}] \beta_s.$$

Finally, if $p(c) \cdot |y| < \beta_s$, we have $z_{yc} = p(y|c)$ and hence $z'_{yc} - z_{yc} \leq 0$ which implies that

$$(z'_{yc} - z_{yc}) \cdot p(c) \cdot |y| \geq (z'_{yc} - z_{yc}) \cdot \beta_s.$$

This completes the proof for one direction.

Next, assume that $\beta_s > \lambda \cdot g'_+(0)$. Take an optimal solution z_{yc} to the problem (22). Let

$$(c^*, y^*) \in \operatorname{argmax}_{y,c} \{p(c) \cdot |y| : (c, y) \in \mathcal{T}_e \wedge z_{yc} > 0\}$$

Find $\epsilon > 0$ such that $z_{y^*c^*} > \epsilon$ and

$$\beta_s \cdot \epsilon > \lambda(g(\epsilon) - g(0)). \tag{41}$$

Define

$$z'_{yc} = \begin{cases} z_{yc} - \epsilon & \text{if } (y, c) = (y^*, c^*) \\ z_{yc} & \text{otherwise.} \end{cases}$$

The assignment z'_{yc} satisfies (20) and (21) and belongs to the domain of the optimization problem in (18). Note that (41) implies that

$$-z'_{y^*c^*} \cdot p(c^*) \cdot |y^*| - \lambda \cdot g(\epsilon) > -z_{y^*c^*} \cdot p(c^*) \cdot |y^*| - \lambda \cdot g(0).$$

Therefore,

$$\begin{aligned} u_{\text{UM}} - \sum_{(y,c) \in \mathcal{T}_e} z'_{yc} \cdot p(c) \cdot |y| - \lambda \cdot g \left(\Delta_{\text{UM}} - \sum_{(y,c) \in \mathcal{T}_e} z'_{yc} \right) \\ > u_{\text{UM}} - \sum_{(y,c) \in \mathcal{T}_e} z_{yc} \cdot p(c) \cdot |y| - \lambda \cdot g \left(\Delta_{\text{UM}} - \sum_{(y,c) \in \mathcal{T}_e} z_{yc} \right). \end{aligned}$$

Thus, z_{yc} is not a maximizer for (18) and the penalty is not fully satisfactory. \square

A.4 Proof of Theorem 3

Proof of Theorem 3. Note that when $\lambda = 0$ the optimal decision at time t will be to select an individual if and only if $Y_t > 0$ (remember the assumption that $0 \notin \mathcal{Y}$, i.e., hiring each individual is either beneficial or harmful).² So for each $c \in \mathcal{C}$ we can write

$$\begin{aligned} \forall y \in \mathcal{Y} : p_{t+1}(y|c) &= \sum_{y' \in \mathcal{Y}} \sum_{d \in \{0,1\}} p_t(y'|c) \cdot \Pr(D = d | Y = y', C = c) \cdot q(y|y', d) \\ &= \sum_{y' < 0} p_t(y'|c) \cdot q(y|y', 0) + \sum_{y' > 0} p_t(y'|c) \cdot q(y|y', 1). \end{aligned}$$

So, if we define

$$q^*(y|y') = \begin{cases} q(y|y', 1) & \text{if } y' > 0, \\ q(y|y', 0) & \text{if } y' < 0, \end{cases}$$

we have

$$\forall y \in \mathcal{Y} : p_{t+1}(y|c) = \sum_{y'} p_t(y'|c) \cdot q^*(y|y').$$

Therefore, the updates of qualifications within each group form a discrete-time, finite support, time-homogenous Markov chain in which their transition probabilities are identical, given by $\Pr(Y_{t+1} = y | Y_t = y') = q^*(y|y')$. The assumption $q(y|y', d) > 0$ for all y, y' and d implies $q^*(y|y') > 0$ for all y and y' . This, in turn, implies that these Markov chains are aperiodic and irreducible and have an identical, unique, absorbing stationary distribution. So, regardless of the initial distributions $p_{Y_0|A}$ and $p_{Y_0|B}$, we have

$$\lim_{t \rightarrow \infty} \|p_{Y_t|A} - p_{Y_t|B}\|_1 = 0.$$

Next, for the case of $\lambda > 0$, consider Example 1. In this example, we consider $\mathcal{Y} = \{-2, -1, 2\}$ and update probabilities presented in Figure 1. Assume that the groups \mathcal{A} and \mathcal{B} are of equal size $p(C = \mathcal{A}) = p(C = \mathcal{B}) = 0.5$ and the discrimination penalty is $g(x) = x$. Some plots are given in Example 1 in Figure 2. Here, we provide further calculations that explain the behavior described in Figure 2 for $\lambda = 0.7$.

If we index the elements of \mathcal{Y} in increasing order, a stationary state of the system is as follows:

$$\begin{aligned} p_{Y|\mathcal{A}} &= \left[\frac{1}{3}, \frac{1}{10}, \frac{17}{30} \right] \\ p_{Y|\mathcal{B}} &= \left[\frac{17}{30}, \frac{1}{10}, \frac{1}{3} \right]. \end{aligned} \tag{42}$$

In this stationary state, the institution's selection policy will be

$$p_{D=1|Y_t, \mathcal{A}} = [0, 0, 1], \tag{43}$$

$$p_{D=1|Y_t, \mathcal{B}} = [0, 1, 1], \tag{44}$$

which will result in $\Delta_t = \left| \frac{17}{30} - \frac{1}{10} - \frac{1}{3} \right| = \frac{4}{30} \approx 0.133\dots$ Now, consider the initial state as

$$\begin{aligned} p_{Y_0|\mathcal{A}} &= [0.3, 0.1, 0.6], \\ p_{Y_0|\mathcal{B}} &= [0.5, 0.1, 0.4]. \end{aligned}$$

²Note that the optimal decision in this case only depends on Y_t and not the distribution of $p(c, y_t)$ (as in the general case of $\lambda > 0$).

In this case, the initial selection disparity equals $\Delta_0 = 0.1 < \frac{4}{30}$. The selection policy, in this case, is again the one given in (43) and (44) for all $t > 0$ and the qualification distributions converge to the stationary state (42). Therefore, $\lim_{t \rightarrow \infty} \Delta_t = \frac{4}{30} > \Delta_0 = 0.1$ meaning that the selection disparity will increase over time. This is illustrated in Figure 2 for the choice of $\lambda = 0.7$. \square

A.5 Proof of Theorem 4

Proof of Theorem 4. Fix some time instance t . Without loss of generality, assume

$$\Pr(Y_t > 0 | C = \mathcal{A}) \geq \Pr(Y_t > 0 | C = \mathcal{B}). \quad (45)$$

Otherwise, if the above assumption does not hold, we can just swap the names of the two groups.

Define $\alpha = \min_{y, y', d} \{q(y|y', d)\}$ and

$$f(y', d) = p_t(y'|\mathcal{A}) \cdot \Pr(D_t = d | Y_t = y', C = \mathcal{A}) - p_t(y'|\mathcal{B}) \cdot \Pr(D_t = d | Y_t = y', C = \mathcal{B}).$$

First, using simple algebraic (in)equalities we show that

$$\sum_{y \in \mathcal{Y}} |p_{t+1}(y|\mathcal{A}) - p_{t+1}(y|\mathcal{B})| \leq (1 - |\mathcal{Y}|\alpha) \sum_{y' \in \mathcal{Y}} \sum_{d \in \{0,1\}} |f(y', d)|. \quad (46)$$

Then, by utilizing Lemma 2 in the institution's policy at time t we deduce

$$\sum_{y' \in \mathcal{Y}} |f(y', 1)| \leq \sum_{y'} |p_t(y'|\mathcal{A}) - p_t(y'|\mathcal{B})| \quad (47)$$

and similarly

$$\sum_{y' \in \mathcal{Y}} |f(y', 0)| \leq \sum_{y'} |p_t(y'|\mathcal{A}) - p_t(y'|\mathcal{B})|. \quad (48)$$

Combining them we get the desired result

$$\sum_{y \in \mathcal{Y}} |p_{t+1}(y|\mathcal{A}) - p_{t+1}(y|\mathcal{B})| \leq (1 - |\mathcal{Y}|\alpha) \sum_{y' \in \mathcal{Y}} \sum_{d \in \{0,1\}} |f(y', d)| \leq 2(1 - |\mathcal{Y}|\alpha) \sum_{y \in \mathcal{Y}} |p_t(y|\mathcal{A}) - p_t(y|\mathcal{B})|.$$

Consequently, if $2(1 - |\mathcal{Y}|\alpha) < 1$, then

$$\lim_{t \rightarrow \infty} \sum_{y \in \mathcal{Y}} |p_t(y|\mathcal{A}) - p_t(y|\mathcal{B})| = 0.$$

To show (46), let us denote

$$q^*(y|y', d) = \frac{q(y|y', d) - \alpha}{1 - |\mathcal{Y}|\alpha}.$$

Then, we can write:

$$\begin{aligned} & \sum_{y \in \mathcal{Y}} |p_{t+1}(y|\mathcal{A}) - p_{t+1}(y|\mathcal{B})| \\ &= \sum_{y \in \mathcal{Y}} \left| \sum_{y' \in \mathcal{Y}} \sum_{d \in \{0,1\}} [p_t(y'|\mathcal{A}) \cdot \Pr(D_t = d | Y_t = y', C = \mathcal{A}) \cdot q(y|y', d) - p_t(y'|\mathcal{B}) \cdot \Pr(D_t = d | Y_t = y', C = \mathcal{B}) \cdot q(y|y', d)] \right| \\ &= \sum_{y \in \mathcal{Y}} \left| \sum_{y' \in \mathcal{Y}} \sum_{d \in \{0,1\}} q(y|y', d) f(y', d) \right| \\ &= \sum_{y \in \mathcal{Y}} \left| \sum_{y' \in \mathcal{Y}} \sum_{d \in \{0,1\}} (1 - |\mathcal{Y}|\alpha) q^*(y|y', d) f(y', d) \right| \quad (49) \\ &\leq (1 - |\mathcal{Y}|\alpha) \sum_{y \in \mathcal{Y}} \sum_{y' \in \mathcal{Y}} \sum_{d \in \{0,1\}} q^*(y|y', d) |f(y', d)| \\ &= (1 - |\mathcal{Y}|\alpha) \sum_{y' \in \mathcal{Y}} \sum_{d \in \{0,1\}} |f(y', d)| \sum_{y \in \mathcal{Y}} q^*(y|y', d) \\ &= (1 - |\mathcal{Y}|\alpha) \sum_{y' \in \mathcal{Y}} \sum_{d \in \{0,1\}} |f(y', d)| \quad (50) \end{aligned}$$

where (49) follows from

$$\sum_{y' \in \mathcal{Y}} \sum_{d \in \{0,1\}} f(y', d) = \sum_{y' \in \mathcal{Y}} [p_t(y'|\mathcal{A}) - p_t(y'|\mathcal{B})] = 0$$

and (50) follows from

$$\sum_{y \in \mathcal{Y}} q^*(y|y', d) = \sum_{y \in \mathcal{Y}} \frac{q(y|y', d) - \alpha}{1 - |\mathcal{Y}|\alpha} = \frac{1}{1 - |\mathcal{Y}|\alpha} - \frac{|\mathcal{Y}|\alpha}{1 - |\mathcal{Y}|\alpha} = 1.$$

Next, we show (47). Define

$$y_{\mathcal{A}} = \max_y \{y : \forall y' < y \quad p_t(Y_t = y'|C = \mathcal{A}) > 0 \implies \Pr(D_t = 1|Y_t = y', C = \mathcal{A}) = 0\}$$

for the decision rule of the institution at time t . The 4th statement in Lemma 2 along with the assumption that $0 \notin \mathcal{Y}$ implies $y_{\mathcal{A}} > 0$. Furthermore, the lemma yields

$$\begin{aligned} p_t(y_{\mathcal{A}}|\mathcal{B}) \cdot \Pr(D_t = 1|Y_t = y_{\mathcal{A}}, C = \mathcal{B}) &= p_t(y_{\mathcal{A}}|\mathcal{B}), \\ \forall y > y_{\mathcal{A}}, c \in \{\mathcal{A}, \mathcal{B}\} : p_t(y|c) \cdot \Pr(D_t = 1|Y_t = y, C = c) &= p_t(y|c), \\ \forall y < y_{\mathcal{A}} : p_t(y|\mathcal{A}) \Pr(D_t = 1|Y_t = y, C = \mathcal{A}) &= 0. \end{aligned}$$

Using these facts we can write

$$\begin{aligned} \sum_{y' \in \mathcal{Y}} |f(y', 1)| &= \sum_{y' \in \mathcal{Y}} |p_t(y'|\mathcal{A}) \cdot \Pr(D_t = 1|Y_t = y', C = \mathcal{A}) - p_t(y'|\mathcal{B}) \cdot \Pr(D_t = 1|Y_t = y', C = \mathcal{B})| \\ &= \sum_{y' > y_{\mathcal{A}}} |p_t(y'|\mathcal{A}) - p_t(y'|\mathcal{B})| \\ &\quad + \sum_{y' < y_{\mathcal{A}}} p_t(y'|\mathcal{B}) \cdot \Pr(D_t = 1|Y_t = y', C = \mathcal{B}) \\ &\quad + |p_t(y_{\mathcal{A}}|\mathcal{A}) \cdot \Pr(D_t = 1|Y_t = y_{\mathcal{A}}, C = \mathcal{A}) - p_t(y_{\mathcal{A}}|\mathcal{B})| \\ &\leq \sum_{y' > y_{\mathcal{A}}} |p_t(y'|\mathcal{A}) - p_t(y'|\mathcal{B})| \\ &\quad + p_t(y_{\mathcal{A}}|\mathcal{B}) \cdot \Pr(D_t = 0|Y_t = y_{\mathcal{A}}, C = \mathcal{A}) \\ &\quad + \sum_{y' < y_{\mathcal{A}}} p_t(y'|\mathcal{B}) \cdot \Pr(D_t = 1|Y_t = y', C = \mathcal{B}) \\ &\quad + |p_t(y_{\mathcal{A}}|\mathcal{A}) - p_t(y_{\mathcal{A}}|\mathcal{B})| \cdot \Pr(D_t = 1|Y_t = y_{\mathcal{A}}, C = \mathcal{A}) \end{aligned} \tag{51}$$

where (51) follows from the triangle's inequality.

On the other hand, part 3 of Lemma 2 along with the assumption in (45) shows that

$$\sum_{y' \in \mathcal{Y}} p_t(y'|\mathcal{A}) \cdot \Pr(D_t = 1|Y_t = y', C = \mathcal{A}) \geq \sum_{y' \in \mathcal{Y}} p_t(y'|\mathcal{B}) \cdot \Pr(D_t = 1|Y_t = y', C = \mathcal{B}).$$

We can expand it as

$$\begin{aligned} p_t(y_{\mathcal{A}}|\mathcal{B}) + \sum_{y' < y_{\mathcal{A}}} p_t(y'|\mathcal{B}) \cdot \Pr(D_t = 1|Y_t = y', C = \mathcal{B}) + \sum_{y' > y_{\mathcal{A}}} p_t(y'|\mathcal{B}) \\ \leq p_t(y_{\mathcal{A}}|\mathcal{A}) \cdot \Pr(D_t = 1|Y_t = y_{\mathcal{A}}, C = \mathcal{A}) + \sum_{y' > y_{\mathcal{A}}} p_t(y'|\mathcal{A}) \end{aligned}$$

which implies

$$\begin{aligned} p_t(y_{\mathcal{A}}|\mathcal{B}) \cdot \Pr(D_t = 0|Y_t = y_{\mathcal{A}}, C = \mathcal{A}) + \sum_{y' < y_{\mathcal{A}}} p_t(y'|\mathcal{B}) \cdot \Pr(D_t = 1|Y_t = y', C = \mathcal{B}) \\ \leq (p_t(y_{\mathcal{A}}|\mathcal{A}) - p_t(y_{\mathcal{A}}|\mathcal{B})) \cdot \Pr(D_t = 1|Y_t = y_{\mathcal{A}}, C = \mathcal{A}) + \sum_{y' > y_{\mathcal{A}}} [p_t(y'|\mathcal{A}) - p_t(y'|\mathcal{B})] \\ = (p_t(y_{\mathcal{A}}|\mathcal{B}) - p_t(y_{\mathcal{A}}|\mathcal{A})) \cdot \Pr(D_t = 0|Y_t = y_{\mathcal{A}}, C = \mathcal{A}) + \sum_{y' < y_{\mathcal{A}}} (p_t(y'|\mathcal{B}) - p_t(y'|\mathcal{A})) \end{aligned} \tag{52}$$

$$\leq |p_t(y_{\mathcal{A}}|\mathcal{B}) - p_t(y_{\mathcal{A}}|\mathcal{A})| \cdot \Pr(D_t = 0|Y_t = y_{\mathcal{A}}, C = \mathcal{A}) + \sum_{y' < y_{\mathcal{A}}} |p_t(y'|\mathcal{B}) - p_t(y'|\mathcal{A})| \tag{53}$$

where (52) follows from the fact that for $c \in \mathcal{C}$ we have

$$p_t(y_{\mathcal{A}}|c) \cdot \Pr(D_t = 1|Y_t = y_{\mathcal{A}}, C = c) + \sum_{y' > y_{\mathcal{A}}} p_t(y'|c) = 1 - p_t(y_{\mathcal{A}}|c) \cdot \Pr(D_t = 0|Y_t = y_{\mathcal{A}}, C = c) - \sum_{y' < y_{\mathcal{A}}} p_t(y'|c).$$

From (53) and 51 we get

$$\begin{aligned} \sum_{y' \in \mathcal{Y}} |f(y', 1)| &\leq \sum_{y' > y_{\mathcal{A}}} |p_t(y'|\mathcal{A}) - p_t(y'|\mathcal{B})| \\ &\quad + |p_t(y_{\mathcal{A}}|\mathcal{B}) - p_t(y_{\mathcal{A}}|\mathcal{A})| \cdot \Pr(D_t = 0|Y_t = y_{\mathcal{A}}, C = \mathcal{A}) + \sum_{y' < y_{\mathcal{A}}} |p_t(y'|\mathcal{B}) - p_t(y'|\mathcal{A})| \\ &\quad + |p_t(y_{\mathcal{A}}|\mathcal{A}) - p_t(y_{\mathcal{A}}|\mathcal{B})| \cdot \Pr(D_t = 1|Y_t = y_{\mathcal{A}}, C = \mathcal{A}) \\ &= \sum_{y'} |p_t(y'|\mathcal{A}) - p_t(y'|\mathcal{B})|. \end{aligned}$$

This completes the proof for (47).

It remains to prove (48), i.e., to show that

$$\sum_{y' \in \mathcal{Y}} |f(y', 0)| \leq \sum_{y'} |p_t(y'|\mathcal{A}) - p_t(y'|\mathcal{B})|.$$

We follow a similar approach. Define

$$y_{\mathcal{B}} = \min_y \{y : \forall y' > y \quad p_t(Y_t = y'|C = \mathcal{B}) > 0 \implies \Pr(D_t = 1|Y_t = y', C = \mathcal{B}) = 1\}.$$

The 4th statement in Lemma 2 along with the assumption that $0 \notin \mathcal{Y}$ implies $y_{\mathcal{B}} < 0$. Furthermore, the lemma yields

$$\begin{aligned} p_t(y_{\mathcal{B}}|\mathcal{A}) \cdot \Pr(D_t = 0|Y_t = y_{\mathcal{B}}, C = \mathcal{A}) &= p_t(y_{\mathcal{B}}|\mathcal{A}), \\ \forall y < y_{\mathcal{B}}, c \in \{\mathcal{A}, \mathcal{B}\} : p_t(y|c) \cdot \Pr(D_t = 0|Y_t = y, C = c) &= p_t(y|c), \\ \forall y > y_{\mathcal{B}} : p_t(y|\mathcal{B}) \cdot \Pr(D_t = 0|Y_t = y, C = \mathcal{B}) &= 0. \end{aligned}$$

Now, these imply:

$$\begin{aligned} \sum_{y' \in \mathcal{Y}} |f(y', 0)| &= \sum_{y' \in \mathcal{Y}} |p_t(y'|\mathcal{A}) \cdot \Pr(D_t = 0|Y_t = y', C = \mathcal{A}) - p_t(y'|\mathcal{B}) \cdot \Pr(D_t = 0|Y_t = y', C = \mathcal{B})| \\ &= \sum_{y' < y_{\mathcal{B}}} |p_t(y'|\mathcal{A}) - p_t(y'|\mathcal{B})| \\ &\quad + \sum_{y' > y_{\mathcal{B}}} p_t(y'|\mathcal{A}) \cdot \Pr(D_t = 0|Y_t = y', C = \mathcal{A}) \\ &\quad + |p_t(y_{\mathcal{B}}|\mathcal{B}) \cdot \Pr(D_t = 0|Y_t = y_{\mathcal{B}}, C = \mathcal{B}) - p_t(y_{\mathcal{B}}|\mathcal{A})| \\ &\leq \sum_{y' < y_{\mathcal{B}}} |p_t(y'|\mathcal{A}) - p_t(y'|\mathcal{B})| \\ &\quad + p_t(y_{\mathcal{B}}|\mathcal{A}) \cdot \Pr(D_t = 1|Y_t = y_{\mathcal{B}}, C = \mathcal{B}) \\ &\quad + \sum_{y' > y_{\mathcal{B}}} p_t(y'|\mathcal{A}) \cdot \Pr(D_t = 0|Y_t = y', C = \mathcal{A}) \\ &\quad + |p_t(y_{\mathcal{B}}|\mathcal{B}) - p_t(y_{\mathcal{B}}|\mathcal{A})| \cdot \Pr(D_t = 0|Y_t = y_{\mathcal{B}}, C = \mathcal{B}). \end{aligned} \tag{54}$$

On the other hand, part 3 of Lemma 2 along with the assumption in (45) shows that

$$\sum_{y' \in \mathcal{Y}} p_t(y'|\mathcal{B}) \cdot \Pr(D_t = 0|Y_t = y', C = \mathcal{B}) \geq \sum_{y' \in \mathcal{Y}} p_t(y'|\mathcal{A}) \cdot \Pr(D_t = 0|Y_t = y', C = \mathcal{A}),$$

We can expand it as

$$\begin{aligned} p_t(y_{\mathcal{B}}|\mathcal{A}) + \sum_{y' > y_{\mathcal{B}}} p_t(y'|\mathcal{A}) \cdot \Pr(D_t = 0|Y_t = y', C = \mathcal{A}) + \sum_{y' < y_{\mathcal{B}}} p_t(y'|\mathcal{A}) \\ \leq p_t(y_{\mathcal{B}}|\mathcal{B}) \cdot \Pr(D_t = 0|Y_t = y_{\mathcal{B}}, C = \mathcal{B}) + \sum_{y' < y_{\mathcal{B}}} p_t(y'|\mathcal{B}) \end{aligned}$$

which implies

$$\begin{aligned}
 & p_t(y_{\mathfrak{B}}|\mathfrak{A}) \cdot \Pr(D_t = 1|Y_t = y_{\mathfrak{B}}, C = \mathfrak{B}) + \sum_{y' > y_{\mathfrak{B}}} p_t(y'|\mathfrak{A}) \cdot \Pr(D_t = 0|Y_t = y', C = \mathfrak{A}) \\
 & \leq (p_t(y_{\mathfrak{B}}|\mathfrak{B}) - p_t(y_{\mathfrak{B}}|\mathfrak{A})) \cdot \Pr(D_t = 0|Y_t = y_{\mathfrak{B}}, C = \mathfrak{B}) + \sum_{y' < y_{\mathfrak{B}}} [p_t(y'|\mathfrak{B}) - p_t(y'|\mathfrak{A})] \\
 & = (p_t(y_{\mathfrak{B}}|\mathfrak{A}) - p_t(y_{\mathfrak{B}}|\mathfrak{B})) \cdot \Pr(D_t = 1|Y_t = y_{\mathfrak{B}}, C = \mathfrak{B}) + \sum_{y' > y_{\mathfrak{B}}} (p_t(y'|\mathfrak{A}) - p_t(y'|\mathfrak{B})) \quad (55)
 \end{aligned}$$

$$\leq |p_t(y_{\mathfrak{B}}|\mathfrak{A}) - p_t(y_{\mathfrak{B}}|\mathfrak{B})| \cdot \Pr(D_t = 1|Y_t = y_{\mathfrak{B}}, C = \mathfrak{B}) + \sum_{y' > y_{\mathfrak{B}}} |p_t(y'|\mathfrak{A}) - p_t(y'|\mathfrak{B})| \quad (56)$$

where (55) follows from the fact that for $c \in \mathfrak{C}$ we have

$$p_t(y_{\mathfrak{B}}|c) \cdot \Pr(D_t = 0|Y_t = y_{\mathfrak{B}}, C = c) + \sum_{y' < y_{\mathfrak{B}}} p_t(y'|c) = 1 - p_t(y_{\mathfrak{B}}|c) \cdot \Pr(D_t = 1|Y_t = y_{\mathfrak{B}}, C = c) - \sum_{y' > y_{\mathfrak{B}}} p_t(y'|c).$$

From (56) and 54 we get

$$\begin{aligned}
 \sum_{y' \in \mathcal{Y}} |f(y', 0)| & \leq \sum_{y' < y_{\mathfrak{B}}} |p_t(y'|\mathfrak{A}) - p_t(y'|\mathfrak{B})| \\
 & \quad + |p_t(y_{\mathfrak{B}}|\mathfrak{A}) - p_t(y_{\mathfrak{B}}|\mathfrak{B})| \cdot \Pr(D_t = 1|Y_t = y_{\mathfrak{B}}, C = \mathfrak{B}) + \sum_{y' > y_{\mathfrak{B}}} |p_t(y'|\mathfrak{A}) - p_t(y'|\mathfrak{B})| \\
 & \quad + |p_t(y_{\mathfrak{B}}|\mathfrak{B}) - p_t(y_{\mathfrak{B}}|\mathfrak{A})| \cdot \Pr(D_t = 0|Y_t = y_{\mathfrak{B}}, C = \mathfrak{A}) \\
 & = \sum_{y'} |p_t(y'|\mathfrak{A}) - p_t(y'|\mathfrak{B})|.
 \end{aligned}$$

This concludes the proof of (48). □

A.6 Proof of Theorem 5

Note that

$$\begin{aligned}
 \mathbb{E}[D_t Y_{t+1}] & = \mathbb{E}_{D_t, Y_t}[\mathbb{E}[D_t Y_{t+1}|D_t, Y_t]] \\
 & = p(D_t = 1) \mathbb{E}_{Y_t|D_t=1}[\mathbb{E}[Y_{t+1}|D_t = 1, Y_t]] \\
 & \geq p(D_t = 1) \mathbb{E}_{Y_t|D_t=1}[Y_t] \\
 & = \mathbb{E}[D_t Y_t].
 \end{aligned}$$

Thus, $\mathbb{E}[D_t Y_t] \leq \mathbb{E}[D_t Y_{t+1}]$. Now, for step $t + 1$, let us consider the specific policy

$$p(D_{t+1} = d|c, Y_{t+1} = y_{t+1}) \triangleq p(D_t = d|c, Y_{t+1} = y_{t+1}). \quad (57)$$

Then, observe that

$$p(D_{t+1} = d, C = c) = p(D_t = d, C = c)$$

and therefore $\Delta_t = \Delta_{t+1}$. Moreover,

$$\mathbb{E}[D_t Y_t] \leq \mathbb{E}[D_{t+1} Y_{t+1}]$$

This implies that if we use the policy (57), the objective function at time $t + 1$, $\mathbf{E}[D_{t+1} Y_{t+1}] - \lambda \cdot g(\Delta_{t+1})$ will be greater than or equal to the objective function at time t . Consequently if at time $t + 1$, we maximize over all possible $p(d_{t+1}|c, y_{t+1})$, the maximum value of the objective function will also be higher than that at time t . In other words,

$$\underset{p(d_t|c, y_t)}{\text{maximize}} \mathbf{E}[D_t Y_t] - \lambda \cdot g(\Delta_t)$$

will be a non-decreasing function of t .

A.7 Proof of Lemma 1 and Theorem 6

Proof of Lemma 1. Assume that the distribution of $p(c, y_t)$ is such that

$$p(Y_t = y|C = \mathcal{A}) = p(Y_t = y|C = \mathcal{B}), \quad \forall y \in \mathcal{Y}. \quad (58)$$

In particular, this implies that $\Pr(Y_t > 0|C = \mathcal{A}) = \Pr(Y_t > 0|C = \mathcal{B})$ and there is no tension between maximizing $\mathbf{E}[D_t Y_t]$ and minimizing Δ_t . In this case, the optimal policy is the utility-maximizing policy and $D_t = 1[Y_t > 0]$ (see the beginning of Section 3 for a discussion of the utility-maximizing policy). As discussed in proof of Theorem 4, the evolution of qualifications within each group follows the same Markov chain with the transition matrix T given in the statement of the lemma. Consequently, (58) implies that

$$p(Y_{t+1} = y|C = \mathcal{A}) = p(Y_{t+1} = y|C = \mathcal{B}), \quad \forall y \in \mathcal{Y}. \quad (59)$$

If we take a stationary distribution r_Y of the Markov chain T and assume that the initial qualifications within each group have distribution r_Y :

$$p(Y_0 = y|C = \mathcal{A}) = p(Y_0 = y|C = \mathcal{B}) = r_Y(y), \quad (60)$$

we get a stationary state of our dynamic, i.e., we will have

$$p(Y_t = y|C = \mathcal{A}) = p(Y_t = y|C = \mathcal{B}) = r_Y(y), \quad \forall t \geq 0. \quad (61)$$

□

Proof of Theorem 6. First, note that in a stationary state, if $\Pr(Y > 0|\mathcal{A}) = \Pr(Y > 0|\mathcal{B})$, then, under any discrimination penalty, the decision policy for both groups is the same: selecting all positively qualified individuals. Therefore, the transition probabilities of the groups and the stationary state will be the ones described in Lemma 1.

So, assume there exists a stationary state with societal disparity. Without loss of generality, assume that \mathcal{A} is the advantaged group in the stationary state:

$$\Pr(Y > 0|\mathcal{A}) > \Pr(Y > 0|\mathcal{B}). \quad (62)$$

Denote the qualification distribution of the groups in this stationary state by

$$\pi_{\mathcal{A}}(y) = p(Y = y|C = \mathcal{A})$$

and

$$\pi_{\mathcal{B}}(y) = p(Y = y|C = \mathcal{B})$$

and the corresponding decision policy $p^*(d|y, c)$. We denote the transition matrices in this state for groups \mathcal{A} and \mathcal{B} by $T_{\mathcal{A}}$ and $T_{\mathcal{B}}$ respectively, which can be computed as follows:

$$T_{\mathcal{A}}(i, j) = q(y^{(j)}|y^{(i)}, 1) \cdot p^*(D = 1|Y = y^{(i)}, C = \mathcal{A}) + q(y^{(j)}|y^{(i)}, 0) \cdot p^*(D = 0|Y = y^{(i)}, C = \mathcal{A}),$$

$$T_{\mathcal{B}}(i, j) = q(y^{(j)}|y^{(i)}, 1) \cdot p^*(D = 1|Y = y^{(i)}, C = \mathcal{B}) + q(y^{(j)}|y^{(i)}, 0) \cdot p^*(D = 0|Y = y^{(i)}, C = \mathcal{B}).$$

Note that the assumption (13) implies that $T_{\mathcal{A}}$ and $T_{\mathcal{B}}$ are aperiodic and irreducible.

The last part of Lemma 2 and the assumptions (14) and (15) imply that

$$y^{(i)} < 0, i < n : T_{\mathcal{A}}(i, i+1) = q(y^{(i+1)}|y^{(i)}, 0)$$

$$\leq q(y^{(i+1)}|y^{(i)}, 1) \cdot p^*(D = 1|Y = y^{(i)}, C = \mathcal{B}) + q(y^{(i+1)}|y^{(i)}, 0) \cdot p^*(D = 0|Y = y^{(i)}, C = \mathcal{B}) \\ = T_{\mathcal{B}}(i, i+1),$$

$$y^{(i)} < 0, i > 0 : T_{\mathcal{A}}(i, i-1) = q(y^{(i-1)}|y^{(i)}, 0)$$

$$\geq q(y^{(i-1)}|y^{(i)}, 1) \cdot p^*(D = 1|Y = y^{(i)}, C = \mathcal{B}) + q(y^{(i-1)}|y^{(i)}, 0) \cdot p^*(D = 0|Y = y^{(i)}, C = \mathcal{B}) \\ = T_{\mathcal{B}}(i, i-1),$$

$$y^{(i)} > 0, i < n : T_{\mathcal{A}}(i, i+1) = q(y^{(i+1)}|y^{(i)}, 1) \cdot p^*(D = 1|Y = y^{(i)}, C = \mathcal{A}) + q(y^{(i+1)}|y^{(i)}, 0) \cdot p^*(D = 0|Y = y^{(i)}, C = \mathcal{A})$$

$$\leq q(y^{(i+1)}|y^{(i)}, 1) \\ = T_{\mathcal{B}}(i, i+1),$$

$$y^{(i)} > 0, i > 0 : T_{\mathcal{A}}(i, i-1) = q(y^{(i-1)}|y^{(i)}, 1) \cdot p^*(D = 1|Y = y^{(i)}, C = \mathcal{A}) + q(y^{(i-1)}|y^{(i)}, 0) \cdot p^*(D = 0|Y = y^{(i)}, C = \mathcal{A})$$

$$\geq q(y^{(i-1)}|y^{(i)}, 1) \\ = T_{\mathcal{B}}(i, i-1).$$

Therefore, Lemma 5 (given below) yields

$$\sum_{y^{(i)} > 0} \pi_{\mathcal{A}}(y^{(i)}) \leq \sum_{y^{(i)} > 0} \pi_{\mathcal{B}}(y^{(i)}),$$

or $\Pr(Y > 0 | \mathcal{A}) \leq \Pr(Y > 0 | \mathcal{B})$. But this contradicts the assumption in (62) that \mathcal{A} is the advantaged group. \square

Lemma 5. Consider two (discrete-time) Markov process $\{A_t\}$ and $\{B_t\}$ sharing the state support $\mathcal{Y} = \{y^{(1)}, \dots, y^{(n)}\}$ such that $y^{(1)} \leq \dots \leq y^{(n)}$. Assume these two processes are identified by transition matrices P and Q such that for $i, j \in \{1, 2, \dots, n\}$ we have

$$P_{i,j} = \Pr(A_t = y^{(j)} | A_{t-1} = y^{(i)}),$$

$$Q_{i,j} = \Pr(B_t = y^{(j)} | B_{t-1} = y^{(i)}).$$

Assume that A_t and B_t are birth-death Markov processes and their transition matrices satisfy

$$|i - j| \leq 1 \iff P_{i,j} > 0,$$

$$|i - j| \leq 1 \iff Q_{i,j} > 0.$$

Assume P and Q satisfy the following for every $1 \leq k \leq n - 1$:

$$P_{k,k+1} \geq Q_{k,k+1}, \tag{63}$$

$$P_{k+1,k} \leq Q_{k+1,k}. \tag{64}$$

Then, for every s

$$\lim_{t \rightarrow \infty} \Pr(A_t \geq s) \geq \lim_{t \rightarrow \infty} \Pr(B_t \geq s).$$

and

$$\lim_{t \rightarrow \infty} \Pr(A_t \leq s) \leq \lim_{t \rightarrow \infty} \Pr(B_t \leq s).$$

In other words, the stationary distribution of A_t stochastically dominates the stationary distribution of B_t .

Proof. Let $\alpha_0 = \beta_0 = 1$ and

$$\alpha_k = \frac{P_{k,k+1}}{P_{k+1,k}}, \quad k \in \{1, 2, \dots, n-1\}.$$

$$\beta_k = \frac{Q_{k,k+1}}{Q_{k+1,k}}, \quad k \in \{1, 2, \dots, n-1\}.$$

The assumptions in (63) and (64) imply that $\alpha_k \geq \beta_k$ for all k . Since the birth-death Markov chain is aperiodic and irreducible, the stationary distribution is unique and given by Gallager [1996]

$$\lim_{t \rightarrow \infty} \Pr(A_t = i) = \frac{\alpha_0 \alpha_1 \alpha_2 \cdots \alpha_{i-1}}{\sum_{j=1}^n \alpha_0 \alpha_1 \alpha_2 \cdots \alpha_{j-1}}, \quad i = 1, \dots, n,$$

$$\lim_{t \rightarrow \infty} \Pr(B_t = i) = \frac{\beta_0 \beta_1 \beta_2 \cdots \beta_{i-1}}{\sum_{j=1}^n \beta_0 \beta_1 \beta_2 \cdots \beta_{j-1}}, \quad i = 1, \dots, n.$$

Let

$$g(x_0, x_1, \dots, x_{n-1}) = \frac{\sum_{i=s}^n x_0 x_1 x_2 \cdots x_{i-1}}{\sum_{j=1}^n x_0 x_1 x_2 \cdots x_{j-1}}.$$

Then,

$$\lim_{t \rightarrow \infty} \Pr(A_t \geq s) = g(\alpha_0, \alpha_1, \dots, \alpha_{n-1})$$

$$\lim_{t \rightarrow \infty} \Pr(B_t \geq s) = g(\beta_0, \beta_1, \dots, \beta_{n-1})$$

Since $g(x_0, x_1, \dots, x_{n-1})$ is increasing in x_k for every k and using the fact that $\alpha_k \geq \beta_k$ for all k , we get the desired result. \square