

ClickDiffusion: Harnessing LLMs for Interactive Precise Image Editing

Alec Helbling
Georgia Tech

alechelbling@gatech.edu

Seongmin Lee
Georgia Tech

seongmin@gatech.edu

Polo Chau
Georgia Tech

polo@gatech.edu

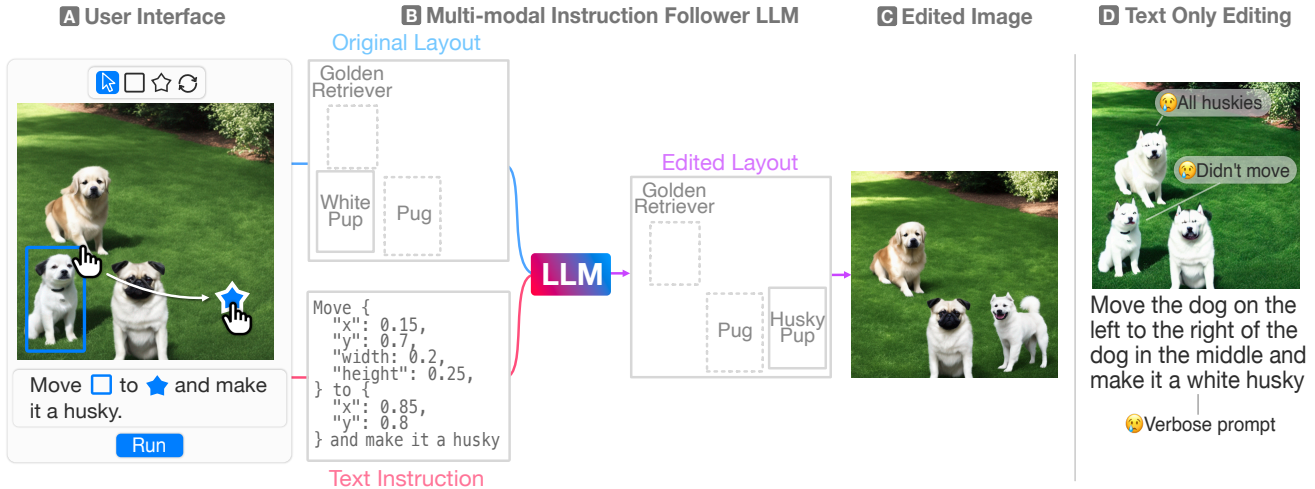


Figure 1. CLICKDIFFUSION is an interactive system that enables users to perform fine-grained image manipulation tasks by seamlessly combining natural language and visual prompts. (A) In our example, a user can use our user interface to select a particular dog with a bounding box and a destination using a star. These locations can be referenced symbolically in a natural language instruction. (B) By serializing the original image’s layout and the multi-modal instruction we can leverage an LLM to produce an edited image layout. (C) The edited layout is then fed into a layout-based image generation system to generate an edited image. (D) Our method enables moving objects and allows for much more concise prompts than text-only editing systems like INSTRUCTPIX2PIX [3].

Abstract

Recently, researchers have proposed powerful systems for generating and manipulating images using natural language instructions. However, it is difficult to precisely specify many common classes of image transformations with text alone. For example, a user may wish to change the location and breed of a particular dog in an image with several similar dogs. This task is quite difficult with natural language alone, and would require a user to write a laboriously complex prompt that both disambiguates the target dog and describes the destination. We propose CLICKDIFFUSION, a system for precise image manipulation and generation that combines natural language instructions with visual feedback provided by the user through a direct manipulation interface. We demonstrate that by serializing both an image and a multi-modal instruction into a textual representation it is possible to leverage LLMs to perform precise transfor-

mations of the layout and appearance of an image. Code available ¹.

1. Introduction

Recent advancements in machine learning have led to the development of powerful models capable of generating high-fidelity images from text descriptions [19–21]. A similar class of models aim to empower users to edit existing images using text instructions [3, 22]. However, text alone offers users limited precision when it comes to specifying fine-grained transformations to an image. Figure 1 shows an example scenario in which a user wishes to move a particular dog in an image with multiple dogs to a precise location and change its breed. To perform this task with text alone, a user would need to expend significant effort writing laboriously complex prompts, which even then might not elicit

¹<https://github.com/poloclub/ClickDiffusion>

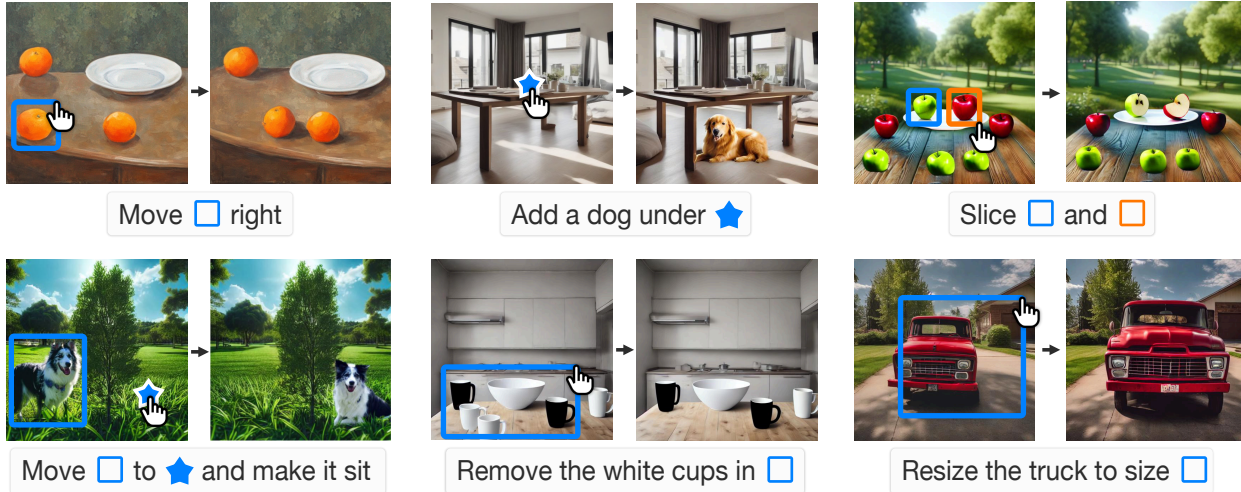


Figure 2. CLICKDIFFUSION enables users to perform precise image manipulations that are difficult to do with text alone. A user can leverage familiar direct manipulation to specify regions or objects in an image, which can be referred to in text instructions. By combining direct manipulation and natural language based editing it becomes much easier for users to perform precise edits like: moving a particular object, adding an object in a specified location, or changing the appearance of an object.

a correct edit from an image editing system.

Direct manipulation interfaces [11, 24, 25] that leverage spatial inputs like mouse click and drag interactions offer a compelling alternative to text instructions for the task of precise manipulation of the spatial layout of an image. However, direct manipulation interfaces restrict a user to a fixed set of pre-specified operations (e.g. paint brush, polygon shapes, etc.) drastically limiting their flexibility. Motivated by the limitations of both mediums, we developed CLICKDIFFUSION, a system that leverages the descriptiveness of natural language and the spatial precision of direct manipulation for the task of precise image manipulation. Our key contributions are:

1. **CLICKDIFFUSION, an interactive image editing system** that empowers artists and designers to make precise manipulations to images by combining natural language and direct manipulation. With CLICKDIFFUSION a user can specify instructions like “move to and make it a golden retriever” to select a particular object, move it to a precise location, and change its appearance (Fig. 1).
2. **A novel LLM-based framework for integrating direct manipulation and text instructions for image editing.** By representing visual information like mouse interactions and bounding boxes in a textual form, we can cast the problem of image editing as one of text generation using LLMs. Leveraging the few-shot generalization capabilities of LLMs allows our system to generalize to a wide range of possible transformations without the need for expensive train-

ing (Fig. 2). To the best of our knowledge our tool is the first to leverage LLMs to integrate visual feedback with natural language instructions for image editing.

2. Background and Related Works

Text-based Image Editing. Recently developed diffusion models have enabled powerful systems capable of generating high-fidelity images from text descriptions [19, 20] and editing images from text instructions [3, 10, 17, 22]. However, many text based image editing systems are capable of making global changes to the appearance of an image [3, 10], but struggle with tasks like moving objects or isolating changes to particular image regions. Some image-editing methods try to restrict changes to local image regions by incorporating a mask [8], similar to inpainting [14], however these methods struggle with editing tasks that alter the layout of a scene like moving objects. In contrast, our approach allows users to both localize edits to particular objects and manipulate the spatial layout of a scene.

Grounded Image Generation. A key problem with text-only image generation systems is that it is quite difficult or even impossible to convey precise spatial positions of various objects in an image with text alone. This has motivated the development of grounded image generation techniques [5, 12, 13] which allow users to control the positions of objects in a generated image. Another line of work aims to generate such layouts from text descriptions [9, 13, 28] using large language models (LLMs). These works make the observation that it is possible to serialize an image layout

into a JSON-like textual format, which can be readily processed by LLMs. Our work builds upon the observations of this line of work, demonstrating that it is possible to leverage LLMs not just to generate image layouts, but also to process a combination of visual and textual instructions for the task of image editing.

Direct Manipulation and Natural Language Interfaces.

Direct manipulation interfaces have long been a core component of many graphical user interfaces [11, 23, 24]. Likewise, building flexible natural language interfaces has long been of interest in the human-computer interaction (HCI) community [18]. Several existing works attempt to demonstrate how combining direct manipulation and natural language interfaces helps overcome the limitations of both mediums [6, 7]. We argue that natural language is ill-suited for precise image editing tasks that require a user to disambiguate a particular object or specify a precise location. Our work attempts to solve this problem by combining text-based instruction following with direct manipulation for the task of image manipulation. Closely related to our work is that of [15], where the authors demonstrate that it is possible to feed direct manipulation interactions into an LLM to perform visual manipulation tasks textual representations of visual information like SVG. However, their approach does not extend to editing real world images. In contrast, we demonstrate that it is possible to incorporate direct manipulation feedback and natural language instructions to manipulate images by leveraging diffusion models.

3. Methods

We introduce CLICKDIFFUSION, a system for image editing that seamlessly combines direct manipulation and natural language instructions. Our system accepts multi-modal instructions from users through a user interface, processes these instructions by serializing the multi-modal instructions into a textual form, and then leverages layout-based image generation.

Multi-modal Instruction Following Our goal is to take an input image and a multi-modal instruction and produce a transformed image that resolves the instruction. Instead of directly transforming images using a diffusion model we instead manipulate an intermediate representation of an image in the form of a spatial layout of objects specified by bounding boxes and text descriptions. This allows us to convert multi-modal instructions into a textual form that can be readily processed by LLMs. Using our interface (Fig. 1A) a user can specify multi-modal instructions composed of both natural language and geometric objects like bounding boxes. Suppose a user wishes to move a particular object in a com-

plex scene. The user can select an object of interest with a bounding box \square , which can be represented in a textual form like “{x: 150, y: 400, width: 100, height: 100}”, and a destination \star represented as “{x: 144, y: 132}”. By feeding an instruction into an LLM we can generate a transformed layout (Fig. 1B), which can then be given to a layout-to-image generation system like GLIGEN [12]. Casting the problem in this way allows us to drastically simplify the problem of image manipulation, operating in image layout space rather than pixel space. Furthermore, we inherit several key advantages of LLMs like their ability to learn from just a few in-context examples and generalize to unseen vocabulary.

Instead of performing data intensive and computationally expensive fine-tuning of an underlying language model we leverage in-context learning. In-context learning [16] is a powerful technique which allows us to put examples of a task into the context window of a large-language model at inference time. We provide a textual specification of an image layout, followed by a textual multi-modal instruction. We then leverage chain-of-thought prompting by presenting the language model with intermediate questions which has been shown to improve performance on a wide variety of tasks [27], followed by an edited output layout. The authors hand annotated a relatively small number (≈ 20) of examples composed of input layouts, instructions, output layouts, and chain of thought prompts. We place multiple instances of these examples into the context window of the LLM, and at test time have an input layout and instruction. The LLM uses all of these examples to “autocomplete” the chain of thought and manipulation of the unseen layout and instruction.

User Interface In addition to developing an LLM-based system for processing a users multi-modal instructions we aimed to develop a simple user interface that requires little familiarity with sophisticated graphic design software (Fig. 1A). Rather than having a complex WIMP-style interface [26] with many layers of dropdown menus, we simply have five tools organized in a toolbar, an interactive canvas, and a instruction input form. The tools supported by the interface are: a *select* operation for selecting drawn objects, a *bounding box* tool, a *star* tool for specifying 2D points on the canvas, and a *reload* tool for regenerating the most recent layout. Despite its simplicity, users can perform a wide array of image manipulations (see Figure 2). Rather than having a pre-specified tool for primitive manipulation operations like *moving* an object, *adding* an object, or *changing the appearance of an object*, we allow user so specify these transformations using flexible language instructions. Users can leverage direct manipulation to easily specify geometric objects (e.g., bounding boxes) which are used as “arguments” for these natural language editing instructions. As

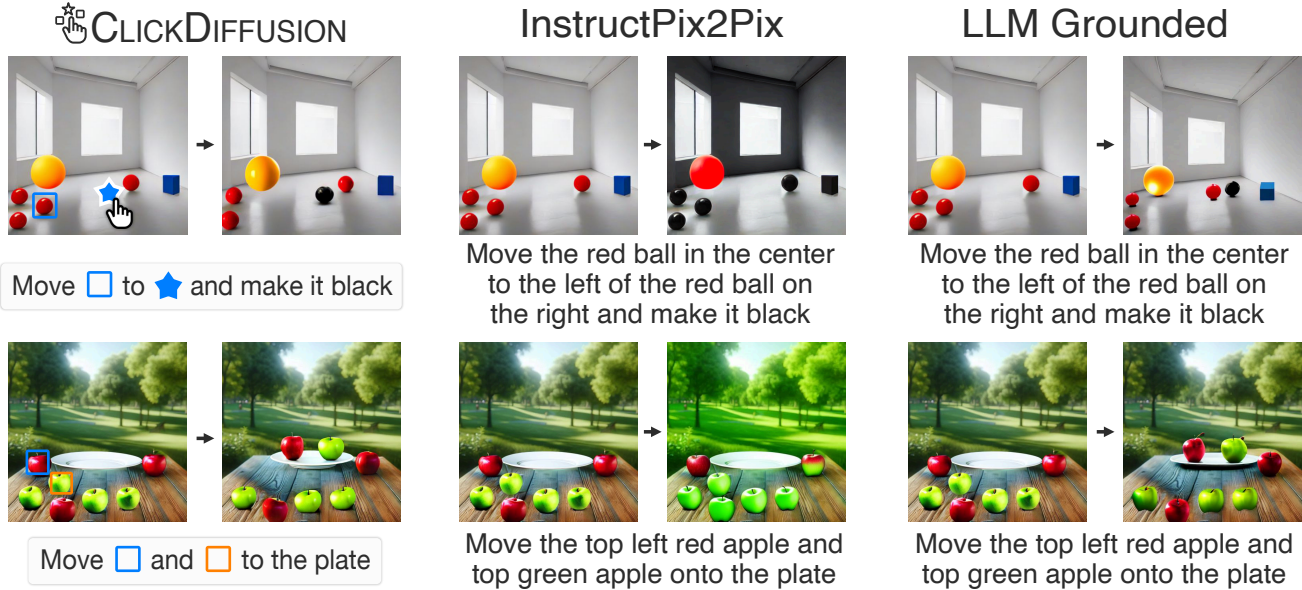


Figure 3. Our approach enables a user to disambiguate a particular object from other similar objects, move it, and change its appearance. In contrast, text-only editing approaches like INSTRUCTPIX2PIX [3] and LLM GROUNDED DIFFUSION [13] fail to localize the manipulation to the correct object, despite requiring a much longer and more difficult to write edit instruction.

the user draws each of these objects, they appear in the instruction text box with reference symbols as if they were words in the instruction text box.

3.1. Implementation Details

To implement the user interface of CLICKDIFFUSION we use ReactJS [1] with a package called Tldraw [2] to implement the interactive canvas. The front end connects to a Python Flask backend server that interfaces with the multi-modal instruction following system described in Section 3. For our LLM component we leverage the GPT 3.5-Turbo API [4] with in-context learning, although in principle our framework could be used with a number of LLMs. For layout based image generation we leverage a both GLIGEN [12], which is built on top of Stable Diffusion [20]. However, our method is agnostic to the particular implementation of layout based generation.

4. Evaluation

We believe it is worth highlighting scenarios where CLICKDIFFUSION especially shines when compared to existing text only image editing methods like INSTRUCTPIX2PIX [3] and LLM GROUNDED DIFFUSION (LGD) [13]. For the sake of comparison, for both our approach and [13] we leveraged the same layout-based generation pipeline, namely a GLIGEN inpainting pipeline [12]. Figure 3 compares CLICKDIFFUSION with these two baselines

on two separate editing tasks. The first task shows a user moving a particular red ball in a complex image with several red balls. With CLICKDIFFUSION a user can simply select the ball with a bounding box, specify its target location, and use text to describe an appearance transformation like “make it black”. Text-only models however require much more complex queries to precisely disambiguate the correct red ball and specify the destination location. INSTRUCTPIX2PIX fails to move the target object and fails to isolate the “make it black” instruction to the correct object. LGD successfully moves the correct ball, but it moves it to an incorrect location. In the second example, a user wishes to move two selected apples onto a plate. Our approach allows a user to perform this operation successfully with a very concise instruction. However, INSTRUCTPIX2PIX again fails to move objects, and unnecessarily changes the color of some of the apples to green. LGD is able to successfully resolve the instruction, but the instruction is much more complex and tedious to write than our system’s multi-modal instruction.

5. Conclusion

We introduce CLICKDIFFUSION, a novel system enabling user’s to make precise manipulations to images by combining natural language instructions and direct manipulation. We leave a more extensive user study and quantitative evaluation of the efficacy of CLICKDIFFUSION for future work.

References

- [1] React. <https://react.dev/>, 2024. Accessed: 2024-01-25. **4**
- [2] tldraw. <https://tldraw.dev/>, 2024. Accessed: 2024-01-25. **4**
- [3] Tim Brooks, Aleksander Holynski, and Alexei A. Efros. InstructPix2Pix: Learning to Follow Image Editing Instructions, Jan. 2023. arXiv:2211.09800 [cs]. **1, 2, 4**
- [4] Tom B. Brown, Benjamin Mann, Nick Ryder, Melanie Subbiah, Jared Kaplan, Prafulla Dhariwal, Arvind Neelakantan, Pranav Shyam, Girish Sastry, Amanda Askell, Sandhini Agarwal, Ariel Herbert-Voss, Gretchen Krueger, Tom Henighan, Rewon Child, Aditya Ramesh, Daniel M. Ziegler, Jeffrey Wu, Clemens Winter, Christopher Hesse, Mark Chen, Eric Sigler, Mateusz Litwin, Scott Gray, Benjamin Chess, Jack Clark, Christopher Berner, Sam McCandlish, Alec Radford, Ilya Sutskever, and Dario Amodei. Language Models are Few-Shot Learners, July 2020. arXiv:2005.14165 [cs]. **4**
- [5] Minghao Chen, Iro Laina, and Andrea Vedaldi. Training-Free Layout Control with Cross-Attention Guidance, Nov. 2023. arXiv:2304.03373 [cs]. **2**
- [6] Philip R. Cohen. The role of natural language in a multi-modal interface. In *Proceedings of the 5th Annual ACM Symposium on User Interface Software and Technology*, UIST '92, page 143–149, New York, NY, USA, 1992. Association for Computing Machinery. **3**
- [7] P. R. Cohen, M. Dalrymple, D. B. Moran, F. C. Pereira, and J. W. Sullivan. Synergistic use of direct manipulation and natural language. In *Proceedings of the SIGCHI Conference on Human Factors in Computing Systems*, CHI '89, page 227–233, New York, NY, USA, 1989. Association for Computing Machinery. **3**
- [8] Guillaume Couairon, Jakob Verbeek, Holger Schwenk, and Matthieu Cord. Diffedit: Diffusion-based semantic image editing with mask guidance, 2022. **2**
- [9] Weixi Feng, Wanrong Zhu, Tsu-jui Fu, Varun Jampani, Arjun Akula, Xuehai He, Sugato Basu, Xin Eric Wang, and William Yang Wang. LayoutGPT: Compositional Visual Planning and Generation with Large Language Models, Oct. 2023. arXiv:2305.15393 [cs]. **2**
- [10] Amir Hertz, Ron Mokady, Jay Tenenbaum, Kfir Aberman, Yael Pritch, and Daniel Cohen-Or. Prompt-to-Prompt Image Editing with Cross Attention Control, Aug. 2022. arXiv:2208.01626 [cs]. **2**
- [11] Edwin L. Hutchins, James D. Hollan, and Donald A. Norman. Direct Manipulation Interfaces. *Human-Computer Interaction*, 1(4):311–338, Dec. 1985. Publisher: Taylor & Francis. eprint: https://doi.org/10.1207/s15327051hci0104_2. **2, 3**
- [12] Yuheng Li, Haotian Liu, Qingyang Wu, Fangzhou Mu, Jianwei Yang, Jianfeng Gao, Chunyuan Li, and Yong Jae Lee. GLIGEN: Open-Set Grounded Text-to-Image Generation, Apr. 2023. arXiv:2301.07093 [cs]. **2, 3, 4**
- [13] Long Lian, Boyi Li, Adam Yala, and Trevor Darrell. LLM-grounded Diffusion: Enhancing Prompt Understanding of Text-to-Image Diffusion Models with Large Language Models, May 2023. arXiv:2305.13655 [cs]. **2, 4**
- [14] Andreas Lugmayr, Martin Danelljan, Andres Romero, Fisher Yu, Radu Timofte, and Luc Van Gool. Repaint: Inpainting using denoising diffusion probabilistic models, 2022. **2**
- [15] Damien Masson, Sylvain Malacria, Géry Casiez, and Daniel Vogel. Directgpt: A direct manipulation interface to interact with large language models, 2023. **3**
- [16] Sewon Min, Mike Lewis, Luke Zettlemoyer, and Hannaneh Hajishirzi. MetaCL: Learning to Learn In Context, May 2022. arXiv:2110.15943 [cs]. **3**
- [17] Gaurav Parmar, Krishna Kumar Singh, Richard Zhang, Yijun Li, Jingwan Lu, and Jun-Yan Zhu. Zero-shot Image-to-Image Translation, Feb. 2023. arXiv:2302.03027 [cs]. **2**
- [18] C. Raymond Perrault and Barbara J. Grosz. Chapter 4 - Natural-Language Interfaces. In Howard E. Shrobe and the American Association for Artificial Intelligence, editors, *Exploring Artificial Intelligence*, pages 133–172. Morgan Kaufmann, Jan. 1988. **3**
- [19] Aditya Ramesh, Mikhail Pavlov, Gabriel Goh, Scott Gray, Chelsea Voss, Alec Radford, Mark Chen, and Ilya Sutskever. Zero-Shot Text-to-Image Generation, Feb. 2021. arXiv:2102.12092 [cs]. **1, 2**
- [20] Robin Rombach, Andreas Blattmann, Dominik Lorenz, Patrick Esser, and Björn Ommer. High-Resolution Image Synthesis with Latent Diffusion Models, Apr. 2022. arXiv:2112.10752 [cs]. **1, 2, 4**
- [21] Chitwan Saharia, William Chan, Saurabh Saxena, Lala Li, Jay Whang, Emily Denton, Seyed Kamyar Seyed Ghasemipour, Burcu Karagol Ayan, S. Sara Mahdavi, Rapha Gontijo Lopes, Tim Salimans, Jonathan Ho, David J. Fleet, and Mohammad Norouzi. Photorealistic Text-to-Image Diffusion Models with Deep Language Understanding, May 2022. arXiv:2205.11487 [cs]. **1**
- [22] Shelly Sheynin, Adam Polyak, Uriel Singer, Yuval Kirstain, Amit Zohar, Oron Ashual, Devi Parikh, and Yaniv Taigman. Emu Edit: Precise Image Editing via Recognition and Generation Tasks, Nov. 2023. arXiv:2311.10089 [cs]. **1, 2**
- [23] Ben Shneiderman. Natural vs. precise concise languages for human operation of computers: research issues and experimental approaches. In *Proceedings of the 18th Annual Meeting on Association for Computational Linguistics*, ACL '80, page 139–141, USA, 1980. Association for Computational Linguistics. **3**
- [24] Ben Shneiderman. The future of interactive systems and the emergence of direct manipulation†. *Behaviour & Information Technology*, 1(3):237–256, July 1982. Publisher: Taylor & Francis. eprint: <https://doi.org/10.1080/01449298208914450>. **2, 3**
- [25] Ben Shneiderman. Direct manipulation: A step beyond programming languages. *Computer*, 16(08):57–69, 1983. **2**
- [26] Andries van Dam. Post-WIMP user interfaces. *Communications of the ACM*, 40(2):63–67, Feb. 1997. **3**
- [27] Jason Wei, Xuezhi Wang, Dale Schuurmans, Maarten Bosma, Brian Ichter, Fei Xia, Ed Chi, Quoc Le, and Denny Zhou. Chain-of-Thought Prompting Elicits Reasoning in Large Language Models, Jan. 2023. arXiv:2201.11903 [cs]. **3**

[28] Tsung-Han Wu, Long Lian, Joseph E. Gonzalez, Boyi Li, and Trevor Darrell. Self-correcting llm-controlled diffusion models, 2023. [2](#)

6. Appendix

6.1. Multi-modal Prompting Through In-context Learning

We leverage in-context learning with a pre-trained language model for our multi-modal editing task. [Figure 4](#) shows how our in-context examples are constructed. Further, we show one such example in the text block below.

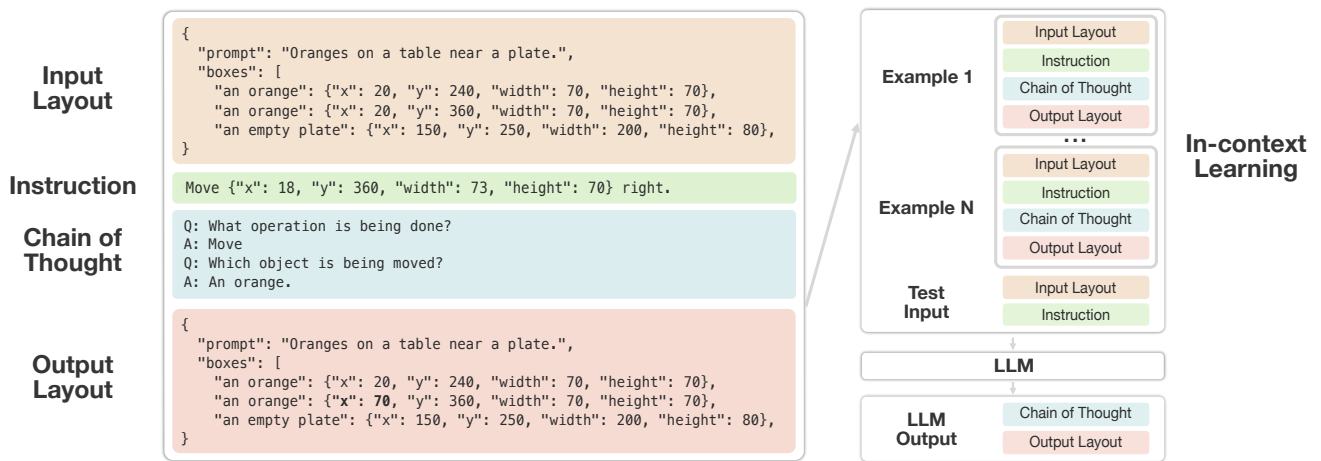


Figure 4. Our procedure for in-context learning involves placing several examples in the context of our LLM. Each example is composed of an input layout, instruction, a chain of thought, and output layout. These are placed sequentially in the context of the LLM after a preamble prompt.

```

{
  "type": "text",
  "instruction": "Move the dog onto the car.",
  "chain_of_thought": "Q: Which operation is being performed? A: Move.
    Q: Which objects are being moved? A: Dog.
    Q: Which objects are not being moved? A: Car, A street
    Q: Where are they being moved to? A: Onto the car.
    Q: Does the size need to change? A: No. Is an objects apperance changing? No.",
  "input_scene_graph": {
    "prompt": "A dog standing by a car.",
    "boxes": [
      {
        "unique_id": 0,
        "name": "dog",
        "box": {"x": 0.75, "y": 0.8, "width": 0.2, "height": 0.2}
      },
      {
        "unique_id": 1,
        "name": "car",
        "box": {"x": 0.1, "y": 0.65, "width": 0.6, "height": 0.35}
      }
    ]
  },
  "output_scene_graph": {
    "prompt": "A dog standing on a car. ",
    "boxes": [
      {
        "unique_id": 1,
        "name": "car",
        "box": {"x": 0.1, "y": 0.65, "width": 0.6, "height": 0.35}
      },
      {
        "unique_id": 0,
        "name": "dog",
        "box": {"x": 0.35, "y": 0.45, "width": 0.2, "height": 0.2}
      }
    ]
  }
}

```