

Benchmarking and Improving Compositional Generalization of Multi-aspect Controllable Text Generation

Tianqi Zhong^{1*}, Zhaoyi Li^{1,2*}, Quan Wang³, Linqi Song²
Ying Wei⁴, Defu Lian¹, Zhendong Mao¹

¹University of Science and Technology of China, ²City University of Hong Kong
³Beijing University of Posts and Telecommunications, ⁴Nanyang Technological University
{ztq602656097, lizhaoyi777}@mail.ustc.edu.cn
wangquan@bupt.edu.cn, linqi.song@cityu.edu.hk
ying.wei@ntu.edu.sg, {liandefu, zdmao}@ustc.edu.cn

Abstract

Compositional generalization, representing the model’s ability to generate text with new attribute combinations obtained by recombining single attributes from the training data, is a crucial property for multi-aspect controllable text generation (MCTG) methods. Nonetheless, a comprehensive compositional generalization evaluation benchmark of MCTG is still lacking. We propose CompMCTG, a benchmark encompassing diverse multi-aspect labeled datasets and a crafted three-dimensional evaluation protocol, to holistically evaluate the compositional generalization of MCTG approaches. We observe that existing MCTG works generally confront a noticeable performance drop in compositional testing. To mitigate this issue, we introduce Meta-MCTG, a training framework incorporating meta-learning, where we enable models to learn how to generalize by simulating compositional generalization scenarios in the training phase. We demonstrate the effectiveness of Meta-MCTG through achieving obvious improvement (by at most 3.64%) for compositional testing performance in 94.4% cases¹.

1 Introduction

Multi-aspect Controllable Text Generation aims to generate fluent text with a combination of attributes from diverse aspects (e.g. sentiment, topic, tense, person, and stuff). In comparison with single-aspect controllable text generation (Zhang and Song, 2022), it is more challenging and calls for increasing attention in recent years (Gu et al., 2022; Yang et al., 2023).

Current MCTG methods involve decoding-time-based (Dathathri et al., 2019; Yang and Klein, 2021) that modulate output distribution by a well-trained classifier, separate-training-based (Gu et al., 2022; Huang et al., 2023; Gu et al., 2023; Yang

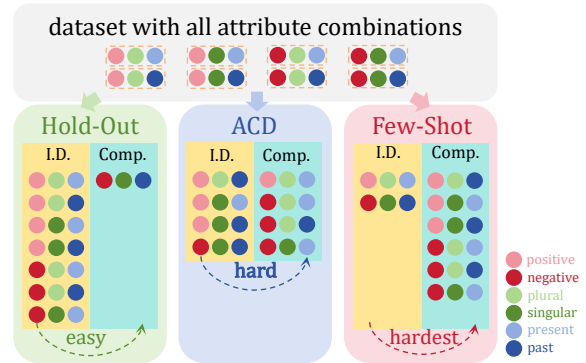


Figure 1: Three evaluation protocols in CompMCTG benchmark, where each set of three colored balls represents texts with these three attribute labels (e.g., positive, plural, and present). "I.D." denotes the *In-Distribution* set and "Comp." denotes the *Compositional* set.

et al., 2023) that train multiple single-aspect modules in turn with single-aspect data and generating multi-aspect text by fusing them, and joint-training-based (Keskar et al., 2019; Qian et al., 2022a; Zeng et al., 2023), which train multiple single-aspect modules simultaneously or multi-aspect modules with multi-aspect data. These methods based on pre-trained language models (Radford et al., 2019) have achieved promising results on this task.

However, seldom works focus on the investigation of compositional generalization, a crucial property of MCTG approaches, which refers to the model’s ability to generate text with new attribute combinations obtained by recombining single attributes from the training data. For example, we aim for the model to generate text with the attribute combination (negative, male) after training on data with (positive, male) and (negative, female). Due to the difficulties in collecting data with all possible attribute combinations in most real-world scenarios, the capability for compositional generalization is paramount.

To this end, We propose CompMCTG, a comprehensive benchmark to evaluate the compositional

*The first two authors contributed equally to this work.

¹The code implementation is available at <https://github.com/tqzhong/CG4MCTG>.

generalization of MCTG approaches (Section 3.1). We first collect four popular datasets (from a minimum of two-aspect, eight attribute combinations to a maximum of four-aspect, forty attribute combinations) in the MCTG field to comprise CompMCTG. The next crucial issue is how to split the dataset to better unveil the compositional generalization risk of MCTG methods. Generally, we split the whole dataset \mathcal{C} into two disjoint sets: in-distribution set $\mathcal{C}_{i.d.}$ and compositional set \mathcal{C}_{comp} , where the MCTG model is trained on $\mathcal{C}_{i.d.}$ and tested on both $\mathcal{C}_{i.d.}$ (**in-distribution testing**) and \mathcal{C}_{comp} (**compositional testing**). For an all-sided evaluation, we propose a three-dimensional evaluation protocol containing *Hold-Out*, *ACD*, and *Few-Shot*, which is depicted in Figure 1. Among them, *Hold-Out* is an easy protocol, which holds a few attribute combinations out from \mathcal{C} as \mathcal{C}_{comp} and uses the remaining combinations as $\mathcal{C}_{i.d.}$. *Few-Shot* is the hardest protocol, in which we guarantee every single attribute appears in the $\mathcal{C}_{i.d.}$ while minimizing $|\mathcal{C}_{i.d.}|^2$. To better reflect the capacity of models in cases that $|\mathcal{C}_{comp}|$ is comparable to $|\mathcal{C}_{i.d.}|$, which are closer to real-world scenarios, we design *Attribute Compound Divergence (ACD)*, where we make $|\mathcal{C}_{i.d.}| = |\mathcal{C}_{comp}|$. The core idea of *ACD* is to maximize the distributional divergence between $\mathcal{C}_{i.d.}$ and \mathcal{C}_{comp} . Compared with random sampling that contributes to similar distributions between $\mathcal{C}_{i.d.}$ and \mathcal{C}_{comp} easily (Zeng et al., 2023), *ACD* can better amplify the compositional generalization risk while random-based splits often lead to gross under-estimation (Section 3.4).

Through the results on CompMCTG (Section 3.3), we observe that all of the evaluated MCTG baseline approaches are faced with a noticeable performance drop between in-distribution and compositional testing. To further enhance the compositional generalization performance of joint-training-based methods which generally perform the best among all baselines, we propose Meta-MCTG (Section 4), a training framework incorporating meta-learning (Finn et al., 2017), in which we enable models to learn how to generalize by simulating compositional generalization scenarios in the training phase. Firstly, we train the original model on a training batch \mathcal{B}_{train} , perform one step of gradient descent, and save the updated parameters to a backup model without updating the orig-

inal model’s parameters. Secondly, we sample a “pseudo compositional” batch \mathcal{B}_{pcomp} from the training set where the attribute combinations are the re-combination of those in \mathcal{B}_{train} and train the backup model on \mathcal{B}_{pcomp} . Finally, we combine the losses from both steps and perform one step of gradient descent to update the original model’s parameters. Compared with solely training the model on \mathcal{B}_{train} , introducing \mathcal{B}_{pcomp} enables the model’s parameters to update in a direction that not only focuses on fitting the training data but also takes out-of-distribution data into account, which helps to elevate model’s capability of compositional generalization. We implement Meta-MCTG on three top-performing joint-training-based MCTG baselines and conduct extensive experiments on CompMCTG, demonstrating the effectiveness of Meta-MCTG through achieving obvious improvement (by at most 3.64%) for compositional testing in 94.4% cases.

Our main contributions are three-fold: (1) We propose CompMCTG, the first holistic benchmark targeting compositional generalization for MCTG, incorporating four popular datasets and a crafted three-dimensional evaluation protocol. (2) We conduct extensive experiments on CompMCTG with eight representative MCTG baselines and two additional LLMs, unveiling noticeable compositional generalization risk in them and demonstrating the necessity of designs in CompMCTG. (3) We propose Meta-MCTG, incorporating meta-learning into the MCTG training process, to mitigate MCTG models’ over-fitting to attribute combinations seen in the training phase and improve their capacity for compositional generalization. To the best of our knowledge, we are the first to comprehensively evaluate MCTG on compositional generalization and introduce meta-learning into MCTG to improve composition generalization.

2 Related Work

Multi-aspect Controllable Text Generation Existing works on MCTG primarily fall into the following three categories: The first is **decoding-time-based** (Dathathri et al., 2019; Yang and Klein, 2021; Krause et al., 2021), which uses a well-trained classifier or conditional language model to adjust the output probability distribution of a frozen causal language model. The second is **separate-training-based**, which trains single-attribute modules (Yang et al., 2023; Huang et al., 2023), Energy-

²We define $|\mathcal{C}|$ as the number of attribute combinations in \mathcal{C}

based Models (Miresghallah et al., 2022; Qin et al., 2022) or latent space representations (Gu et al., 2022, 2023) using single-attribute label data, and controls the generation by concatenating individual modules, Energy-based Models or seeking the intersection of different attribute representations in the latent space. The third is **joint-training-based**, which trains multi-attribute modules (Keskar et al., 2019; Zeng et al., 2023; Qian et al., 2022b) simultaneously using multi-attribute label data. Qian et al. (2022b) add a prefix (Li and Liang, 2021) for each attribute and train these prefixes using a contrastive loss. Zeng et al. (2023) encode different control codes (word embedding of attribute tokens) into prompts (Lester et al., 2021) using a fully connected layer and train this layer using a contrastive loss similar to Qian et al. (2022b).

Compositional Generalization Existing works on compositional generalization involve various NLP topics: Semantic Parsing (Herzig and Berant, 2021; Ontanon et al., 2022; Drozdov et al., 2023; Li et al., 2023), Machine Translation (Li et al., 2021; Zheng and Lapata, 2022; Lin et al., 2023), Text Classification (Kim et al., 2021; Chai et al., 2023), Complex Reasoning (Zhou et al., 2023a; Press et al., 2023; Li et al., 2024) and stuff. Nonetheless, in the field of open-domain controllable text generation, compositional generalization, which we target and reveal as the necessity for the robustness of neural language generators in this paper, remains under-explored. (Zeng et al., 2023) investigates compositional generalization focusing on a neighboring topic, controllable dialogue generation. We regard their work as a starting point of our research and further depict the deficiency of its naive evaluation protocol, for the underestimation of the compositionality gap in more realistic scenarios (Keysers et al., 2020).

3 Benchmark: CompMCTG

We propose CompMCTG, a novel benchmark to comprehensively evaluate the compositional generalization capacity of MCTG approaches. The superiority and novelty of CompMCTG are out of its scale of dataset and its three-dimensional evaluation protocol (Section 3.1). We select eight representative baseline approaches (Section 3.2), evaluate their performance on our CompMCTG benchmark, and unveil their struggling on compositional testing (Section 3.3). Moreover, systematic analysis towards exploring the behaviors of

baseline approaches under different evaluation protocols of CompMCTG is provided in Section 3.4, which highlights: 1) its capacity to dig out the potential generalization risk of evaluated approaches and 2) the undervalued compositionality gap in the previous work (Zeng et al., 2023) as well.

3.1 On the Construction of CompMCTG

Data Source We collect commonly used and open-sourced datasets for our usage. Consequently, we select a shopping review dataset: *Amazon Review* (He and McAuley, 2016), a mixture of movie(IMDB (Maas et al., 2011)), tablet, automobile(Sentube (Uryupina et al., 2014)) and hotel(OpenNER (Aggerri et al., 2013)) review dataset: *Mixture* (Liu et al., 2022), and two restaurant review datasets: *YELP* (Shen et al., 2017; YELP, 2014) and *Fyelp* (Lample et al., 2019). Details of these datasets are concluded in Appendix A.

Three-Dimensional evaluation Protocol We design a three-dimensional(*Hold-Out*, *ACD* and *Few-Shot*) evaluation protocol, aiming to sufficiently explore the compositional generalization capacity of existing approaches. Supposing that dataset \mathcal{D}^3 contains m distinct aspect sets: $\mathcal{A}_1, \mathcal{A}_2, \dots, \mathcal{A}_m$ and a specific aspect \mathcal{A}_i ($1 \leq i \leq m$) has a_i kinds of different attribute values in its set: $\mathcal{A}_i = \{A_i^1, A_i^2, \dots, A_i^{a_i}\}$, we denote the whole attribute combination set as the continued Cartesian product $\mathcal{C} = \mathcal{A}_1 \times \mathcal{A}_2 \times \dots \times \mathcal{A}_m = \{(A_i^{t_i})_{1 \leq i \leq m} | 1 \leq t_i \leq a_i\}$. The core of constructing CompMCTG is to **split** the attribute combination set \mathcal{C} into *in-distribution* set $\mathcal{C}_{i.d.}$ and *compositional* set \mathcal{C}_{comp} . Basically, \mathcal{C}_{comp} has no intersection with $\mathcal{C}_{i.d.}$ and any attribute combination in \mathcal{C}_{comp} can be derived through recombining single attributes in $\mathcal{C}_{i.d.}$. Hence we have the formal definition of **an eligible split** $s(\mathcal{C}) = \mathcal{C}_{i.d.}, \mathcal{C}_{comp}$ as following:

$$\begin{aligned} \mathcal{C} &= \mathcal{C}_{i.d.} \cup \mathcal{C}_{comp}, \mathcal{C}_{i.d.} \cap \mathcal{C}_{comp} = \emptyset \\ \{attribute | \exists c \in \mathcal{C}_{comp}, attribute \in c\} &\subseteq \quad (1) \\ \{attribute | \exists c \in \mathcal{C}_{i.d.}, attribute \in c\} & \end{aligned}$$

Hold-Out is an easy evaluation protocol, which holds a few attribute combinations out from \mathcal{C} as \mathcal{C}_{comp} and uses the remaining attribute combinations as $\mathcal{C}_{i.d.}$. Supposing $|\mathcal{C}_{comp}|$ equals to k (k is

³Each datum in \mathcal{D} consists of two components: *condition part*, a combination of several attributes of different aspects (e.g., sentiment:“positive”, tense:“past”, and topic:“basketball”) and *text part*, a span of text corresponding to these conditions. For brevity, we omit the text part and use the *condition part* to represent the data in this section.

Method	Original		Hold-Out				ACD				Average		
	$A_{i.d.}(\uparrow)$	$P_{i.d.}(\downarrow)$	$A_{i.d.}(\uparrow)$	$P_{i.d.}(\downarrow)$	$A_{comp}(\uparrow)$	$P_{comp}(\downarrow)$	$A_{i.d.}(\uparrow)$	$P_{i.d.}(\downarrow)$	$A_{comp}(\uparrow)$	$P_{comp}(\downarrow)$	$A_{avg}(\uparrow)$	$P_{avg}(\downarrow)$	$G_{avg}(\downarrow)$
LLM+In-context Learning													
<i>LLaMA-2</i> (Touvron et al., 2023)	61.53%	27.30	62.61%	25.55	40.82%	23.80	62.98%	28.31	42.11%	24.63	54.01%	25.92	33.97%
<i>ChatGPT</i> (OpenAI, 2023)	57.51%	18.03	56.62%	18.29	49.21%	18.49	57.13%	18.27	49.75%	18.22	54.04%	18.26	13.00%
Decoding-Time based													
<i>PPLM</i> (Dathathri et al., 2019)	40.91%	322.59	41.05%	325.09	40.62%	340.76	42.25%	328.07	39.60%	325.74	40.89%	328.45	3.66%
<i>Fudge</i> (Yang and Klein, 2021)	60.12%	178.51	59.35%	179.47	42.10%	252.08	57.17%	175.66	41.49%	223.08	52.05%	201.76	28.25%
Separate-Training based													
<i>Dis-Lens</i> (Gu et al., 2022)	85.46%	123.72	84.84%	95.84	55.58%	104.89	85.54%	90.87	49.52%	112.60	72.19%	105.58	22.30%
<i>Prior</i> (Gu et al., 2023)	73.85%	119.91	73.64%	108.58	49.93%	97.64	78.24%	113.73	50.05%	97.63	65.14%	107.50	34.11%
Joint-Training based													
<i>CTRL</i> (Keskar et al., 2019)	79.10%	54.17	78.89%	51.20	75.09%	51.22	77.83%	51.71	69.96%	51.28	76.17%	51.92	7.46%
<i>CatPrompt</i> (Yang et al., 2023)	63.91%	74.53	63.95%	73.24	60.32%	69.13	60.53%	98.08	48.25%	68.45	59.39%	76.69	12.98%
<i>Con.Prefix</i> (Qian et al., 2022a)	83.99%	79.29	83.75%	80.49	80.36%	87.19	81.15%	80.71	69.84%	83.90	79.82%	82.32	8.99%
<i>DCG</i> (Zeng et al., 2023)	79.93%	56.37	79.72%	62.05	76.66%	64.40	78.43%	57.97	67.7%	61.11	76.49%	60.38	8.76%

Table 1: Averaged overall evaluation results for state-of-the-art baseline approaches on our CompMCTG benchmark (*Hold-Out* testing and *ACD* testing). *A*, *P* and *G* are the abbreviations of accuracy, perplexity, and gap (we explain the meaning of ‘‘gap’’ in Section 3.3.) respectively. Subscript *i.d.* and *comp* refer to in-distribution and compositional generalization performance. Each value in this table is the average (Please find the detailed results for each dataset in Appendix H.5) of testing performances on four component datasets of CompMCTG: Amazon Review (He and McAuley, 2016), Fyelp (Lample et al., 2019), YELP (Shen et al., 2017; YELP, 2014) and Mixture (Liu et al., 2022).

relatively small so that the split is eligible), there are $\binom{|C|}{k}$ different kinds of splits. In our benchmark, we set $k = 1$, and the final result is the average across $\binom{|C|}{k}$ scenarios to eliminate bias.

Few-Shot is the hardest evaluation protocol, in which we guarantee every single attribute appears in the $C_{i.d.}$ while minimizing $|C_{i.d.}|$, which simulate the scenarios of the low-data regime.

While in most real-world scenarios, $|C_{comp}|$ is comparable to $|C_{i.d.}|$. A crucial issue to this situation is how we divide C into $C_{i.d.}$ and C_{comp} as the exponential complexity of sweeping over all of the eligible possibilities (We discuss this point in Appendix B). Thus focusing on a representative subset of them is a feasible solution. Inspired by (Keysers et al., 2020), we propose *ACD*, where we keep $|C_{i.d.}| = |C_{comp}|$ and construct representative splits by maximizing the *Attribute Compound Divergence* between $C_{i.d.}$ and C_{comp} . The term *attribute compound* refers to a specific tuple of two attributes: $(A_i^{t_i}, A_j^{t_j}), i \leq j, 1 \leq t_i \leq a_i, 1 \leq t_j \leq a_j$, which characterizes the co-occurrence of two attributes in one attribute combination $c \in C$. Firstly, we calculate the frequency density of the *attribute compound* $(A_i^{t_i}, A_j^{t_j})$ in the combination sets $C \in \{C_{i.d.}, C_{comp}\}$ and obtain two frequency distributions $(f_{C_{i.d.}}((A_i^{t_i}, A_j^{t_j})))_{i,j,t_i,t_j}$ and $(f_{C_{comp}}((A_i^{t_i}, A_j^{t_j})))_{i,j,t_i,t_j}$:

$$\begin{aligned}
 f_C((A_i^{t_i}, A_j^{t_j})) &= \frac{\sum_{c \in C} \mathbb{I}(A_i^{t_i} \in c \wedge A_j^{t_j} \in c)}{\sum_{c \in C} \sum_{x \in c, y \in c, x \neq y} 1} \\
 &= \frac{2 \sum_{c \in C} \mathbb{I}(A_i^{t_i} \in c \wedge A_j^{t_j} \in c)}{m(m-1)|C|}
 \end{aligned} \quad (2)$$

Then we introduce the Chernoff Coefficient

$S(P, Q)$ (Chung et al., 1989) to measure the scale of similarity between two probability distributions P and Q (i.e., $P = (p_1, p_2, \dots, p_n)$ and $Q = (q_1, q_2, \dots, q_n)$, $S(P, Q) = \sum_{i=1}^n p_i^\alpha q_i^{1-\alpha} \in [0, 1]$)⁴. Finally, we define the *Attribute Compound Divergence* as $D(P_{i.d.}, P_{comp}) = 1 - S(P_{i.d.}, P_{comp}) \in [0, 1]$ to measure the divergence between $C_{i.d.}$ and C_{comp} , where distribution $P_{i.d.}$ and P_{comp} represent $(f_{C_{i.d.}}((A_i^{t_i}, A_j^{t_j})))_{i,j,t_i,t_j}$ and $(f_{C_{comp}}((A_i^{t_i}, A_j^{t_j})))_{i,j,t_i,t_j}$, respectively. In the real construction of *ACD* splits, we adopt a greedy-based hill climbing algorithm (Russell and Norvig, 2010)⁵ to **sample satisfactory splits which maximize** $D(P_{i.d.}, P_{comp})$.

Note that for *Amazon Review* and *Mixture* datasets, *ACD* protocol degenerates to *Few-Shot* protocol as these datasets only contain two aspects and we can not optimize the attribute compound divergence in that situation.

3.2 Baseline and Evaluation Metric

We select eight representative baseline methods to study: 1) for **Joint-Training based** methods, we choose *CTRL* (Keskar et al., 2019), a classic and powerful baseline, *Contrastive Prefix* (*Con.Prefix*) (Qian et al., 2022a), *CatPrompt* (Yang et al., 2023), and *DCG* (Zeng et al., 2023), a related work targeting on reducing the compositionality gap, as our baseline methods, 2) for **Separate-Training based**, we select two state-of-the-art baselines: *Distribution-Lens* (Gu et al., 2022) and

⁴ $\alpha \in [0, 1]$ is a hyperparameter to control our tolerance on the difference between P and Q :

⁵The algorithm pseudo-code is available in Appendix G.

Prior (Gu et al., 2023), 3) for **Decoding-Time based** methods, we choose *PPLM* (Dathathri et al., 2019) and *Fudge* (Yang and Klein, 2021). In addition, we adopt *LLaMA-2* (Touvron et al., 2023) and *ChatGPT* (OpenAI, 2023) to study the compositional generalization of large language models (LLMs) with In-context Learning paradigm (Brown et al., 2020). Following (Sun et al., 2023), we attach five demonstrations in the input prompt for LLMs to follow. One can find more details about our implementations in Appendix C.

Grounded on the MCTG task, we adopt the evaluation metrics (note that the suffixes “*i.d.*” and “*comp*” refer to the in-distribution and compositional testing respectively.) of 1) $ACC_{i.d.}$ and ACC_{comp} : the averaged prediction accuracies⁶ for all of the control aspects to measure the **controllability** of generated text, 2) $PPL_{i.d.}$ and PPL_{comp} : perplexity calculated by GPT-2 Large to measure the **fluency** of generated text in all of our experiments, and 3) *Dist-3*: 3-gram distinctness to evaluate the **diversity** of the text generated by approaches mentioned above. We also adopt **Human-evaluation** to measure the relevance and fluency of the generated text for each approach⁷.

3.3 Evaluation Result

The main evaluation results on CompMCTG benchmark are shown in Table 1, where values in “*Original*” column refer the performance where text data of all attribute combinations are available in the training set and hence there is no compositional testing; values in “*Hold-Out*” and “*ACD*” columns refer to in-distribution and compositional testing performance through the evaluation protocols of “*Hold-Out*” and “*ACD*” mentioned in Section 3.1 respectively; values in “ A_{avg} ” and “ P_{avg} ” column refer to overall performance which is the arithmetic mean of results under different evaluation protocols mentioned here ($Original_{i.d.}$, $Hold-Out_{i.d.}$, $Hold-Out_{comp}$, $ACD_{i.d.}$ and ACD_{comp}), which are formulated as:

$$\begin{aligned} A_{avg} &= \frac{1}{5}(A_{i.d.}^{original} + A_{i.d.}^{holdout} + A_{comp}^{holdout} + A_{i.d.}^{acd} + A_{comp}^{acd}) \\ P_{avg} &= \frac{1}{5}(P_{i.d.}^{original} + P_{i.d.}^{holdout} + P_{comp}^{holdout} + P_{i.d.}^{acd} + P_{comp}^{acd}) \end{aligned} \quad (3)$$

⁶For each aspect in each dataset, we train a Roberta classifier (Liu et al., 2019) to evaluate its accuracy (details in Appendix C.3).

⁷Due to the page limit, please find the result of *Dist-3* and *Human-evaluation* in Appendix D and E.

The “gap” (G_{avg}) is used to assess the average compositional generalization risk and a lower G_{avg} indicates better robustness under compositional testing, which is formulated as:

$$\begin{aligned} G_{avg} &= \frac{1}{2}(G_{holdout} + G_{acd}) \\ &= \frac{1}{2}\left(\frac{A_{i.d.}^{holdout} - A_{comp}^{holdout}}{A_{i.d.}^{holdout}} + \frac{A_{i.d.}^{acd} - A_{comp}^{acd}}{A_{i.d.}^{acd}}\right) \end{aligned} \quad (4)$$

Among all the evaluated baselines, **joint-training-based** approaches generally exhibit higher attribute accuracy, better fluency (lower perplexity, only inferior to LLM+ICL), and better robustness to compositional testing (lower G_{avg}). Though separate-training-based methods perform acceptably in in-distribution testing, their performance drops drastically in compositional testing and we discuss the inherent reason for their failures in Appendix H.1. Decoding-time-based methods perform poorly overall, despite PPLM owning the lowest G_{avg} , both its average accuracy and perplexity are unusable. LLMs can generate more fluent text while the controllability of the generated text (54.04%) falls behind joint-training-based methods (79.82%). At the same time, LLMs (+ICL) also suffer from a large performance drop in compositional testing (G_{avg} is 23.5% for LLaMA and ChatGPT).

Additionally, We evaluate all of the baseline approaches with *Few-Shot* evaluation protocol in Appendix H.2, to reflect their performance when only limited attribute combinations are available. Again, **joint-training-based** approaches hold the best average performance and compositional generalization capacity among them.

3.4 Insight

In this section, we conduct analysis experiments to show the effect of our key designs in CompMCTG: 1) the three-dimensional evaluation protocol (*Hold-Out*, *ACD* and *Few-Shot*) and 2) the effectiveness of *ACD* in amplifying the compositional generalization gap.

Compositional gaps with different evaluation protocols. In Figure 2, we show compositional gaps ($G = \frac{A_{i.d.} - A_{comp}}{A_{i.d.}}$) for approaches: *CTRL*, *CatPrompt* and *DCG*, with three evaluation protocols on *YELP* and *Fyelp* datasets. We observe that the compositional gaps on the same approach and dataset vary a lot with different evaluation protocols: $G_{holdout} < G_{acd} < G_{fewshot}$ generally holds. Notably, *Hold-Out* can not properly unveil

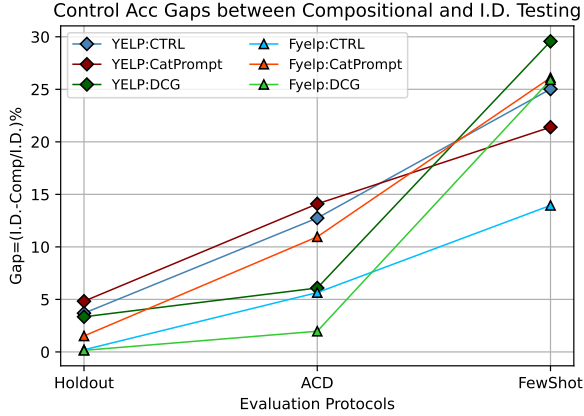


Figure 2: Compositional generalization gap with different evaluation protocols.

the compositional generalization gap for a specific approach. For instance: On *Fyelp* dataset, *CatPrompt* has the compositional gap of 0.91% on *Hold-Out* protocol, while it drastically increases to 10.96% on *ACD* protocol. Moreover, different approaches have different preferences for these protocols. By way of example, The compositional gap (e.g., on *Fyelp*) of *DCG* with *ACD* (1.97%) is lower than *CTRL* (5.95%) while its gap with *Few-Shot* (25.91%) is much higher than *CTRL* (13.95%), demonstrating that the deficiency of *DCG* in low-data regime. Hence jointly leveraging these three evaluation protocols evaluates MCTG approaches more comprehensively.

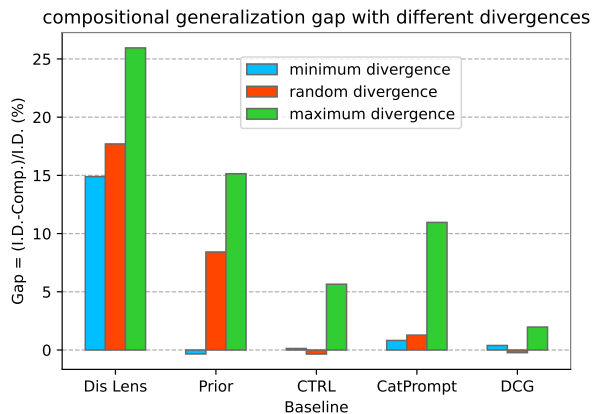


Figure 3: Comparison of compositional gaps between *ACD* (green bars) and two other splitting methods: *Random Sampling* (red bars) and *minimizing the divergence* (blue bars) on five baselines.

Does the ACD better unveil the compositional generalization risk in comparison with Random Sampling? To demonstrate the effectiveness of *ACD*, where we maximize the divergence

of *attribute compound distributions* between in-distribution and compositional sets, we design two other protocols in which we still keep $|\mathcal{C}_{i.d.}| = |\mathcal{C}_{comp}|$: *Random Sampling* (random divergence) and *minimizing the divergence* (minimum divergence). We compare the compositional gaps among the three protocols (on *Fyelp* dataset) in Figure 3. We observe that gaps of *ACD* are consistently higher than two comparison protocols by large margins. Notably, using baseline approaches of *CTRL* and *DCG*, compositional gaps with *Random Sampling* are **near zero** while they are 5.65% and 1.97% with *ACD*. Hence we conclude that *ACD* generally better unveils the compositional generalization risk while *Random Sampling* often causes gross under-estimation of such risk.

4 Methodology: Meta-MCTG

In Section 3.4, we observe that joint-training-based (both parameter-efficient fine-tuning based and all-parameter fine-tuning based) baselines generally achieve better overall performance. Nonetheless, there still exist non-negligible compositional generalization gaps for all these baselines, which highly calls for our attention. To this end, we propose Meta-MCTG, a novel **Meta-learning** (Finn et al., 2017) based **MCTG** training framework, to further improve compositional generalization capabilities of existing joint-training baselines. The framework is easy to implement and can be directly combined with any joint-training-based methods. We discuss the design of Meta-MCTG in Section 4.1 and demonstrate its effectiveness through experiment results for Meta-MCTG in combination with three competitive joint-training baselines (*CTRL* (Keskar et al., 2019), *ContrastivePrefix* (Qian et al., 2022a) and *DCG* (Zeng et al., 2023)) in Section 4.2.

4.1 Design

Overall Motivation The overall framework of Meta-MCTG is depicted in Figure 4. We analyze that the failure of generating text satisfying control conditions in compositional testing can be attributed to the over-fitting of language models to local optima of control conditions in the training set. Thus when trained language models are fed with recomposed attribute combinations as the control conditions in the compositional testing (e.g., In Figure 4, “positive-sport-present”), it will potentially encode and distribute those new attribute combinations in the neighbor area of similar ones

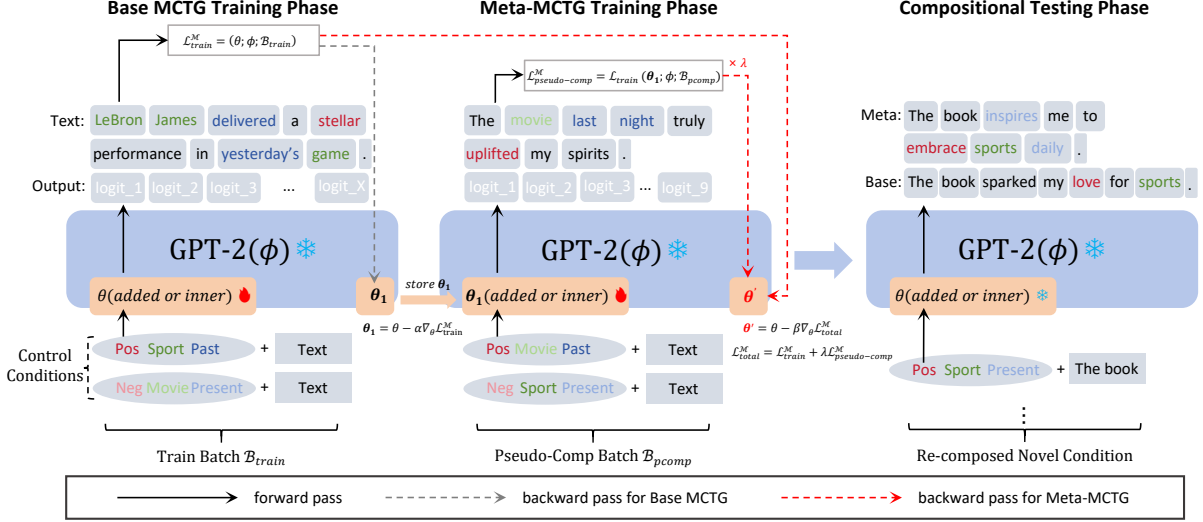


Figure 4: Meta-MCTG: θ refers to the learnable parameters for encoding control conditions, which could be inner (CTRL) or added (DCG and ContraPrefix). ϕ , the parameters of LMs, are usually frozen during training (PEFT).

(e.g., “positive-sport-past”) that they have seen in the training phase. In this way, previous MCTG approaches fail to generate text that perfectly meets the requirements of all given conditions. As depicted in Figure 4, when given the recomposed attribute combination of “positive-sport-present”, models may generate text like “The book **sparked** my love for sports.”, neglecting the “**present**” condition (As models only sees “positive-sport-past” attribute combination in the training phase).

Meta-MCTG training procedure Inspired by previous meta-learning works targeting generalization (Li et al., 2018; Wang et al., 2021; Conklin et al., 2021), we aim to leverage Model-Agnostic Meta Learning (MAML) (Finn et al., 2017) to mitigate the overfitting problem.

First of all, given a specific joint-training-based approach \mathcal{M} , we denote its training objective as $\mathcal{L}_{train}^{\mathcal{M}}(\theta; \phi; \mathcal{B})$ where θ represents the learnable parameters of encoding control conditions, ϕ represents the parameters of the language model (e.g., GPT-2), which are frozen during training (Note that in CTRL, ϕ is also updated while it still suits for the Meta-MCTG.), and \mathcal{B} denotes a batch of data. In general, the training objective can be derived as:

$$\begin{aligned} \min_{\theta} \mathcal{L}_{train}^{\mathcal{M}}(\theta; \phi; \mathcal{B}) = \\ \min_{\theta} \sum_{(c_i, x_i) \in \mathcal{B}} [-\log p(x_i | c_i; \theta; \phi)] + \mathcal{L}_{\mathcal{M}}(\theta; \phi; \mathcal{B}) \end{aligned} \quad (5)$$

The first term refers to the basic LM loss (Radford et al., 2018) which maximizes the likelihood of generating target text x_i and the second term refers

to the auxiliary loss added by baseline \mathcal{M} (e.g., contrastive loss (Qian et al., 2022a)).

In the Meta-MCTG framework, we first sample a batch of training data, denoted as $\mathcal{B}_{train} = (c_i^{train}, x_i^{train})_{i=1}^m$ and a batch of pseudo-comp data, denoted as $\mathcal{B}_{pcomp} = (c_i^{pcomp}, x_i^{pcomp})_{i=1}^m$ where $\{c_i^{train}\}_{i=1}^m \cap \{c_i^{pcomp}\}_{i=1}^m = \emptyset$ and each attribute combination of $\{c_i^{pcomp}\}_{i=1}^m$ must be the recombination of single attributes appearing in the $\{c_i^{train}\}_{i=1}^m$. For instance, in Figure 4 the pseudo-comp conditions “positive-movie-past” and “negative-sport-present” are the recombinations of conditions “positive-sport-past” and “negative-movie-present” in the training batch.

We train model on \mathcal{B}_{train} and perform one step of gradient descent to update θ with Objective 5 (α is the learning-rate):

$$\theta_1 = \theta - \alpha \nabla_{\theta} \mathcal{L}_{train}^{\mathcal{M}}(\theta; \phi; \mathcal{B}_{train}) \quad (6)$$

Then we maintain θ unchanged in the original model, temporarily store θ_1 to a backup model, and feed \mathcal{B}_{pcomp} to the backup model to obtain the loss on pseudo-comp data:

$$\begin{aligned} \mathcal{L}_{pseudo-comp}^{\mathcal{M}}(\theta; \phi; \mathcal{B}_{pcomp}) &= \mathcal{L}_{train}^{\mathcal{M}}(\theta_1; \phi; \mathcal{B}_{pcomp}) \\ &= \mathcal{L}_{train}^{\mathcal{M}}(\theta - \alpha \nabla_{\theta} \mathcal{L}_{train}^{\mathcal{M}}(\theta; \phi; \mathcal{B}_{train}); \phi; \mathcal{B}_{pcomp}) \end{aligned} \quad (7)$$

According to the construction of \mathcal{B}_{pcomp} , we use $\mathcal{L}_{pseudo-comp}^{\mathcal{M}}(\theta; \phi; \mathcal{B}_{pcomp})$ to simulate the compositional generalization scenario, evaluating the compositional generalization capacity of model updated by Eq 6. We hope the updated model (with

Method	Fyelp				Amazon		YELP				Mixture	
	Hold-Out		ACD		Hold-Out		Hold-Out		ACD		Hold-Out	
	$A_{comp}(\uparrow)$	$P_{comp}(\downarrow)$	$A_{comp}(\uparrow)$	$P_{comp}(\downarrow)$	$A_{comp}(\uparrow)$	$P_{comp}(\downarrow)$	$A_{comp}(\uparrow)$	$P_{comp}(\downarrow)$	$A_{comp}(\uparrow)$	$P_{comp}(\downarrow)$	$A_{comp}(\uparrow)$	$P_{comp}(\downarrow)$
CTRL (Keskar et al., 2019)	68.29%	45.61	65.31%	45.86	77.89%	37.02	82.02%	73.74	74.63%	75.46	71.82%	47.46
Meta-CTRL (Ours)	68.69%	46.42	65.77%	46.01	78.78%	37.30	83.85%	68.94	78.27%	78.11	72.83%	46.20
Con.Prefix (Qian et al., 2022a)	67.50%	52.32	63.93%	49.78	87.58%	44.36	92.79%	132.21	88.84%	128.87	71.91%	138.93
Meta-Con.Prefix (Ours)	67.75%	52.62	64.06%	49.12	87.69%	43.89	94.06%	130.66	90.40%	132.19	73.11%	140.53
DCG (Zeng et al., 2023)	66.39%	53.52	64.71%	53.67	84.51%	47.09	80.61%	69.87	75.72%	82.08	76.32%	71.20
Meta-DCG (Ours)	66.36%	53.04	64.84%	53.58	85.11%	47.77	81.15%	72.32	75.88%	84.58	79.15%	65.68

Table 2: Experiment results of CTRL, ContraPrefix, and DCG with Meta-MCTG training in compositional testing.

θ_1) performs as well as possible on these pseudo-comp data rather than merely overfitting \mathcal{B}_{train} . Taking both the original training Objective 5 and the compositional generalization Objective 7 into consideration, Meta-MCTG is to minimize the following objective:

$$\begin{aligned} \mathcal{L}_{total}^M(\theta; \phi; \mathcal{B}_{train}; \mathcal{B}_{pcomp}) = \\ \mathcal{L}_{train}^M(\theta; \phi; \mathcal{B}_{train}) + \lambda \mathcal{L}_{pseudo-comp}^M(\theta; \phi; \mathcal{B}_{pcomp}) \end{aligned} \quad (8)$$

Where λ is a hyper-parameter to make a trade-off between the above two terms. Finally, we perform one step of gradient descent to update θ in the original model with Objective 8:

$$\theta' = \theta - \beta \nabla_{\theta} \mathcal{L}_{total}^M(\theta; \phi; \mathcal{B}_{train}; \mathcal{B}_{pcomp}) \quad (9)$$

Where β is the learning rate. We summarize the pseudo-code of the Meta-MCTG training procedure in Algorithm 2 in Appendix G.

4.2 Experiment Results and Analysis

Experiment Results of Meta-MCTG We train CTRL, ContrastivePrefix and DCG with the Meta-MCTG algorithm and aim to demonstrate that Meta-MCTG can generally improve their compositional generalization capacity. The compositional testing results for all four datasets are shown in Table 2⁸. For most cases (94.4% of the total), we can observe that baseline approaches trained with Meta-MCTG have an obvious improvement in compositional testing performance on controllability of generated text (i.e., attribute accuracy) over the original versions (by at most 3.64%). Besides, the introduction of the Meta-MCTG framework has almost no impact on text fluency (i.e., perplexity). We additionally show the in-distribution testing results in Appendix H.3, demonstrating that Meta-MCTG nearly has no negative effect on in-distribution testing. Instead, it improves the in-distribution testing over the original baselines on 72.2% cases.

⁸We do not apply Meta-MCTG to Few-Shot settings, for we can not construct $\mathcal{B}_{pseudo-comp}$ when each attribute only appears once in $\mathcal{C}_{i.d.}$.

Visualization and Case Study Previously we hypothesize that Meta-MCTG mitigates the problem that overfitted baseline approaches distribute recomposed novel attribute combinations in the neighbor of in-distribution ones in the representation space. We now calculate the difference in the distance of any two attribute combinations of the original version of baselines and baselines trained with Meta-MCTG. An example result for CTRL is shown in Figure 5. We observe that nearly all

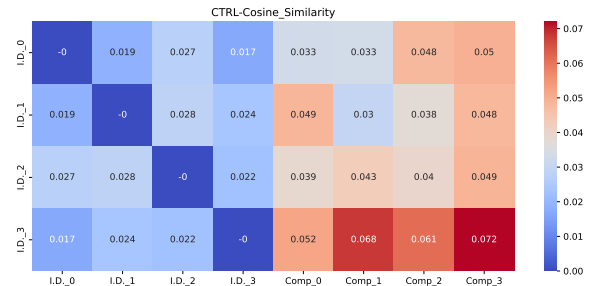


Figure 5: Difference of the distances ($d = 1 - \cos < h_1, h_2 >$) between attribute combinations in the representation space (h_1, h_2) with Meta-CTRL and the origin version of CTRL.

of the distances between $\mathcal{C}_{i.d.}$ and \mathcal{C}_{comp} increase with Meta-MCTG and are notably larger than the distances within $\mathcal{C}_{i.d.}$. The results demonstrate that Meta-MCTG can distribute the hidden representations of attribute combinations more sparsely and thus possibly make them more distinguishable. Calculation details and more relevant results are available in Appendix H.4. Besides, we also present **case study** to compare the generation results of the original version of baselines and baselines trained with Meta-MCTG in Appendix F, highlighting the better controllability of the latter ones.

5 Conclusion

We propose CompMCTG, the first holistic benchmark targeting compositional generalization for Multi-Aspect Controllable Text Generation (MCTG), and conduct extensive experiments on CompMCTG with eight representative MCTG

baselines and two LLM baselines, unveiling noticeable compositional generalization risk in them and demonstrating the effectiveness of CompMCTG. In addition, we propose Meta-MCTG, a framework incorporating meta-learning into the MCTG training process to improve its compositional generalization ability, which can be combined with any joint-training-based MCTG methods.

Limitations

Our proposed Meta-MCTG framework improves the compositional generalization performance of MCTG methods in most scenarios. However, when attribute combinations of data in the training set are extremely scarce (e.g., the Few-Shot protocol in CompMCTG), we cannot build the pseudo-comp batch to utilize the Meta-MCTG framework. Besides, though Meta-MCTG is generally effective, current MCTG methods still have considerable room for improvement in compositional generalization. Both of these limitations will be areas for our future research.

Ethics Statement

Multi-aspect controllable text generation is widely used in social media. However, improper use can cause serious negative effects, such as using this technology to spread inappropriate remarks (political attributes) or create rumors. Therefore this kind of technology should be subject to certain regulations.

References

- Rodrigo Agerri, Montse Cuadros, Seán Gaines, and German Rigau. 2013. Opener: Open polarity enhanced named entity recognition. *Procesamiento de Lenguaje Natural*, 51:215–218.
- Tom Brown, Benjamin Mann, Nick Ryder, Melanie Subbiah, Jared D Kaplan, Prafulla Dhariwal, Arvind Neelakantan, Pranav Shyam, Girish Sastry, Amanda Askell, et al. 2020. Language models are few-shot learners. *Advances in neural information processing systems*, 33:1877–1901.
- Yuyang Chai, Zhuang Li, Jiahui Liu, Lei Chen, Fei Li, Donghong Ji, and Chong Teng. 2023. [Compositional generalization for multi-label text classification: A data-augmentation approach](#).
- J.K Chung, P.L Kannappan, C.T Ng, and P.K Sahoo. 1989. [Measures of distance between probability distributions](#). *Journal of Mathematical Analysis and Applications*, 138(1):280–292.
- Henry Conklin, Bailin Wang, Kenny Smith, and Ivan Titov. 2021. [Meta-learning to compositionally generalize](#). In *Proceedings of the 59th Annual Meeting of the Association for Computational Linguistics and the 11th International Joint Conference on Natural Language Processing (Volume 1: Long Papers)*, pages 3322–3335, Online. Association for Computational Linguistics.
- Sumanth Dathathri, Andrea Madotto, Janice Lan, Jane Hung, Eric Frank, Piero Molino, Jason Yosinski, and Rosanne Liu. 2019. Plug and play language models: A simple approach to controlled text generation. In *International Conference on Learning Representations*.
- Andrew Drozdov, Nathanael Schärli, Ekin Akyürek, Nathan Scales, Xinying Song, Xinyun Chen, Olivier Bousquet, and Denny Zhou. 2023. [Compositional semantic parsing with large language models](#). In *The Eleventh International Conference on Learning Representations*.
- Jessica Fidler and Yoav Goldberg. 2017. [Controlling linguistic style aspects in neural language generation](#). In *Proceedings of the Workshop on Stylistic Variation*, pages 94–104, Copenhagen, Denmark. Association for Computational Linguistics.
- Chelsea Finn, Pieter Abbeel, and Sergey Levine. 2017. [Model-agnostic meta-learning for fast adaptation of deep networks](#). In *Proceedings of the 34th International Conference on Machine Learning*, volume 70 of *Proceedings of Machine Learning Research*, pages 1126–1135. PMLR.
- Joseph L Fleiss. 1971. Measuring nominal scale agreement among many raters. *Psychological bulletin*, 76(5):378.
- Yuxuan Gu, Xiaocheng Feng, Sicheng Ma, Lingyuan Zhang, Heng Gong, and Bing Qin. 2022. [A distributional lens for multi-aspect controllable text generation](#). In *Proceedings of the 2022 Conference on Empirical Methods in Natural Language Processing*, pages 1023–1043, Abu Dhabi, United Arab Emirates. Association for Computational Linguistics.
- Yuxuan Gu, Xiaocheng Feng, Sicheng Ma, Lingyuan Zhang, Heng Gong, Weihong Zhong, and Bing Qin. 2023. [Controllable text generation via probability density estimation in the latent space](#). In *Proceedings of the 61st Annual Meeting of the Association for Computational Linguistics (Volume 1: Long Papers)*, pages 12590–12616, Toronto, Canada. Association for Computational Linguistics.
- Ruining He and Julian McAuley. 2016. [Ups and downs: Modeling the visual evolution of fashion trends with one-class collaborative filtering](#). In *Proceedings of the 25th International Conference on World Wide Web*, WWW ’16, page 507–517, Republic and Canton of Geneva, CHE. International World Wide Web Conferences Steering Committee.

- Jonathan Herzig and Jonathan Berant. 2021. [Span-based semantic parsing for compositional generalization](#). In *Proceedings of the 59th Annual Meeting of the Association for Computational Linguistics and the 11th International Joint Conference on Natural Language Processing (Volume 1: Long Papers)*, pages 908–921, Online. Association for Computational Linguistics.
- Xuancheng Huang, Zijun Liu, Peng Li, Tao Li, Maosong Sun, and Yang Liu. 2023. [An extensible plug-and-play method for multi-aspect controllable text generation](#). In *Proceedings of the 61st Annual Meeting of the Association for Computational Linguistics (Volume 1: Long Papers)*, pages 15233–15256, Toronto, Canada. Association for Computational Linguistics.
- Vineet John, Lili Mou, Hareesh Bahuleyan, and Olga Vechtomova. 2019. [Disentangled representation learning for non-parallel text style transfer](#). In *Proceedings of the 57th Annual Meeting of the Association for Computational Linguistics*, pages 424–434, Florence, Italy. Association for Computational Linguistics.
- Nitish Shirish Keskar, Bryan McCann, Lav R Varshney, Caiming Xiong, and Richard Socher. 2019. Ctrl: A conditional transformer language model for controllable generation. *arXiv preprint arXiv:1909.05858*.
- Daniel Keysers, Nathanael Schärli, Nathan Scales, Hylke Buisman, Daniel Furrer, Sergii Kashubin, Nikola Momchev, Danila Sinopalnikov, Lukasz Stafiniak, Tibor Tihon, Dmitry Tsarkov, Xiao Wang, Marc van Zee, and Olivier Bousquet. 2020. [Measuring compositional generalization: A comprehensive method on realistic data](#). In *International Conference on Learning Representations*.
- Juyong Kim, Pradeep Ravikummar, Joshua Ainslie, and Santiago Ontanon. 2021. [Improving compositional generalization in classification tasks via structure annotations](#). In *Proceedings of the 59th Annual Meeting of the Association for Computational Linguistics and the 11th International Joint Conference on Natural Language Processing (Volume 2: Short Papers)*, pages 637–645, Online. Association for Computational Linguistics.
- Ben Krause, Akhilesh Deepak Gotmare, Bryan McCann, Nitish Shirish Keskar, Shafiq Joty, Richard Socher, and Nazneen Fatema Rajani. 2021. Gedi: Generative discriminator guided sequence generation. In *Findings of the Association for Computational Linguistics: EMNLP 2021*, pages 4929–4952.
- Guillaume Lample, Sandeep Subramanian, Eric Smith, Ludovic Denoyer, Marc’Aurelio Ranzato, and Y-Lan Boureau. 2019. [Multiple-attribute text rewriting](#). In *International Conference on Learning Representations*.
- Brian Lester, Rami Al-Rfou, and Noah Constant. 2021. [The power of scale for parameter-efficient prompt tuning](#). In *Proceedings of the 2021 Conference on Empirical Methods in Natural Language Processing*, pages 3045–3059, Punta Cana, Dominican Republic. Association for Computational Linguistics.
- Da Li, Yongxin Yang, Yi-Zhe Song, and Timothy Hospedales. 2018. Learning to generalize: Meta-learning for domain generalization. In *AAAI Conference on Artificial Intelligence*.
- Jiwei Li, Michel Galley, Chris Brockett, Jianfeng Gao, and Bill Dolan. 2016. [A diversity-promoting objective function for neural conversation models](#). In *Proceedings of the 2016 Conference of the North American Chapter of the Association for Computational Linguistics: Human Language Technologies*, pages 110–119, San Diego, California. Association for Computational Linguistics.
- Pan Li and Alexander Tuzhilin. 2019. [Towards controllable and personalized review generation](#). In *Proceedings of the 2019 Conference on Empirical Methods in Natural Language Processing and the 9th International Joint Conference on Natural Language Processing (EMNLP-IJCNLP)*, pages 3237–3245, Hong Kong, China. Association for Computational Linguistics.
- Xiang Lisa Li and Percy Liang. 2021. [Prefix-tuning: Optimizing continuous prompts for generation](#). In *Proceedings of the 59th Annual Meeting of the Association for Computational Linguistics and the 11th International Joint Conference on Natural Language Processing (Volume 1: Long Papers)*, pages 4582–4597, Online. Association for Computational Linguistics.
- Yafu Li, Yongjing Yin, Yulong Chen, and Yue Zhang. 2021. [On compositional generalization of neural machine translation](#). In *Proceedings of the 59th Annual Meeting of the Association for Computational Linguistics and the 11th International Joint Conference on Natural Language Processing (Volume 1: Long Papers)*, pages 4767–4780, Online. Association for Computational Linguistics.
- Zhaoyi Li, Gangwei Jiang, Hong Xie, Linqi Song, Defu Lian, and Ying Wei. 2024. [Understanding and patching compositional reasoning in llms](#).
- Zhaoyi Li, Ying Wei, and Defu Lian. 2023. [Learning to substitute spans towards improving compositional generalization](#). In *Proceedings of the 61st Annual Meeting of the Association for Computational Linguistics (Volume 1: Long Papers)*, pages 2791–2811, Toronto, Canada. Association for Computational Linguistics.
- Lei Lin, Shuangtao Li, Yafang Zheng, Biao Fu, Shan Liu, Yidong Chen, and Xiaodong Shi. 2023. [Learning to compose representations of different encoder layers towards improving compositional generalization](#).

- Guisheng Liu, Yi Li, Yanqing Guo, Xiangyang Luo, and Bo Wang. 2022. [Multi-attribute controlled text generation with contrastive-generator and external-discriminator](#). In *Proceedings of the 29th International Conference on Computational Linguistics*, pages 5904–5913, Gyeongju, Republic of Korea. International Committee on Computational Linguistics.
- Yinhan Liu, Myle Ott, Naman Goyal, Jingfei Du, Mandar Joshi, Danqi Chen, Omer Levy, Mike Lewis, Luke Zettlemoyer, and Veselin Stoyanov. 2019. [Roberta: A robustly optimized bert pretraining approach](#).
- Andrew L. Maas, Raymond E. Daly, Peter T. Pham, Dan Huang, Andrew Y. Ng, and Christopher Potts. 2011. [Learning word vectors for sentiment analysis](#). In *Proceedings of the 49th Annual Meeting of the Association for Computational Linguistics: Human Language Technologies*, pages 142–150, Portland, Oregon, USA. Association for Computational Linguistics.
- Fatemehsadat Miresghallah, Kartik Goyal, and Taylor Berg-Kirkpatrick. 2022. [Mix and match: Learning-free controllable text generation using energy language models](#). In *Proceedings of the 60th Annual Meeting of the Association for Computational Linguistics (Volume 1: Long Papers)*, pages 401–415, Dublin, Ireland. Association for Computational Linguistics.
- Santiago Ontanon, Joshua Ainslie, Zachary Fisher, and Vaclav Cvicek. 2022. [Making transformers solve compositional tasks](#). In *Proceedings of the 60th Annual Meeting of the Association for Computational Linguistics (Volume 1: Long Papers)*, pages 3591–3607, Dublin, Ireland. Association for Computational Linguistics.
- OpenAI. 2023. ChatGPT — openai.com. <https://openai.com/chatgpt>.
- Ofir Press, Muru Zhang, Sewon Min, Ludwig Schmidt, Noah Smith, and Mike Lewis. 2023. [Measuring and narrowing the compositionality gap in language models](#). In *Findings of the Association for Computational Linguistics: EMNLP 2023*, pages 5687–5711, Singapore. Association for Computational Linguistics.
- Jing Qian, Li Dong, Yelong Shen, Furu Wei, and Weizhu Chen. 2022a. [Controllable natural language generation with contrastive prefixes](#). In *Findings of the Association for Computational Linguistics: ACL 2022*, pages 2912–2924, Dublin, Ireland. Association for Computational Linguistics.
- Jing Qian, Li Dong, Yelong Shen, Furu Wei, and Weizhu Chen. 2022b. [Controllable natural language generation with contrastive prefixes](#). In *Findings of the Association for Computational Linguistics: ACL 2022*, pages 2912–2924, Dublin, Ireland. Association for Computational Linguistics.
- Lianhui Qin, Sean Welleck, Daniel Khashabi, and Yejin Choi. 2022. [Cold decoding: Energy-based constrained text generation with langevin dynamics](#). In *Advances in Neural Information Processing Systems*, volume 35, pages 9538–9551. Curran Associates, Inc.
- Alec Radford, Karthik Narasimhan, Tim Salimans, Ilya Sutskever, et al. 2018. Improving language understanding by generative pre-training.
- Alec Radford, Jeff Wu, Rewon Child, David Luan, Dario Amodei, and Ilya Sutskever. 2019. Language models are unsupervised multitask learners.
- Herbert E. Robbins. 1955. [A remark on stirling’s formula](#). *American Mathematical Monthly*, 62:402–405.
- Stuart Russell and Peter Norvig. 2010. *Artificial Intelligence: A Modern Approach*, 3 edition. Prentice Hall.
- Giuseppe Russo, Nora Hollenstein, Claudiu Cristian Musat, and Ce Zhang. 2020. [Control, generate, augment: A scalable framework for multi-attribute text generation](#). In *Findings of the Association for Computational Linguistics: EMNLP 2020*, pages 351–366, Online. Association for Computational Linguistics.
- Tianxiao Shen, Tao Lei, Regina Barzilay, and Tommi Jaakkola. 2017. [Style transfer from non-parallel text by cross-alignment](#). In *Advances in Neural Information Processing Systems*, volume 30. Curran Associates, Inc.
- Jiao Sun, Yufei Tian, Wangchunshu Zhou, Nan Xu, Qian Hu, Rahul Gupta, John Wieting, Nanyun Peng, and Xuezhe Ma. 2023. [Evaluating large language models on controlled generation tasks](#). In *Proceedings of the 2023 Conference on Empirical Methods in Natural Language Processing*, pages 3155–3168, Singapore. Association for Computational Linguistics.
- Hugo Touvron, Louis Martin, Kevin Stone, Peter Albert, Amjad Almahairi, Yasmine Babaei, Nikolay Bashlykov, Soumya Batra, Prajjwal Bhargava, Shruti Bhosale, Dan Bikel, Lukas Blecher, Cristian Canton Ferrer, Moya Chen, Guillem Cucurull, David Esiobu, Jude Fernandes, Jeremy Fu, Wenyin Fu, Brian Fuller, Cynthia Gao, Vedanuj Goswami, Naman Goyal, Anthony Hartshorn, Saghar Hosseini, Rui Hou, Hakan Inan, Marcin Kardas, Viktor Kerkez, Madian Khabsa, Isabel Kloumann, Artem Korenev, Punit Singh Koura, Marie-Anne Lachaux, Thibaut Lavril, Jenya Lee, Diana Liskovich, Yinghai Lu, Yuning Mao, Xavier Martinet, Todor Mihaylov, Pushkar Mishra, Igor Molybog, Yixin Nie, Andrew Poulton, Jeremy Reizenstein, Rashi Rungta, Kalyan Saladi, Alan Schelten, Ruan Silva, Eric Michael Smith, Ranjan Subramanian, Xiaoqing Ellen Tan, Binh Tang, Ross Taylor, Adina Williams, Jian Xiang Kuan, Puxin Xu, Zheng Yan, Iliyan Zarov, Yuchen Zhang, Angela Fan, Melanie Kambadur, Sharan Narang, Aurelien Rodriguez, Robert Stojnic, Sergey Edunov, and Thomas

- Scialom. 2023. [Llama 2: Open foundation and fine-tuned chat models](#).
- Olga Uryupina, Barbara Plank, Aliaksei Severyn, Agata Rotondi, and Alessandro Moschitti. 2014. [Sentube: A corpus for sentiment analysis on youtube social media](#). In *Proceedings of the Ninth International Conference on Language Resources and Evaluation (LREC'14)*, Reykjavik, Iceland. European Language Resources Association (ELRA).
- Bailin Wang, Mirella Lapata, and Ivan Titov. 2021. [Meta-learning for domain generalization in semantic parsing](#). In *Proceedings of the 2021 Conference of the North American Chapter of the Association for Computational Linguistics: Human Language Technologies*, pages 366–379, Online. Association for Computational Linguistics.
- Kevin Yang and Dan Klein. 2021. [FUDGE: Controlled text generation with future discriminators](#). In *Proceedings of the 2021 Conference of the North American Chapter of the Association for Computational Linguistics: Human Language Technologies*, pages 3511–3535, Online. Association for Computational Linguistics.
- Kexin Yang, Dayiheng Liu, Wenqiang Lei, Baosong Yang, Mingfeng Xue, Boxing Chen, and Jun Xie. 2023. [Tailor: A soft-prompt-based approach to attribute-based controlled text generation](#). In *Proceedings of the 61st Annual Meeting of the Association for Computational Linguistics (Volume 1: Long Papers)*, pages 410–427, Toronto, Canada. Association for Computational Linguistics.
- YELP. 2014. Yelp dataset. <https://www.yelp.com/dataset/challenge>.
- Weihao Zeng, Lulu Zhao, Keqing He, Ruotong Geng, Jingang Wang, Wei Wu, and Weiran Xu. 2023. [Seen to unseen: Exploring compositional generalization of multi-attribute controllable dialogue generation](#). In *Proceedings of the 61st Annual Meeting of the Association for Computational Linguistics (Volume 1: Long Papers)*, pages 14179–14196, Toronto, Canada. Association for Computational Linguistics.
- Hanqing Zhang and Dawei Song. 2022. [DisCup: Discriminator cooperative unlikelihood prompt-tuning for controllable text generation](#). In *Proceedings of the 2022 Conference on Empirical Methods in Natural Language Processing*, pages 3392–3406, Abu Dhabi, United Arab Emirates. Association for Computational Linguistics.
- Hao Zheng and Mirella Lapata. 2022. [Disentangled sequence to sequence learning for compositional generalization](#). In *Proceedings of the 60th Annual Meeting of the Association for Computational Linguistics (Volume 1: Long Papers)*, pages 4256–4268, Dublin, Ireland. Association for Computational Linguistics.
- Tianqi Zhong, Quan Wang, Jingxuan Han, Yongdong Zhang, and Zhendong Mao. 2023. [Air-decoding: Attribute distribution reconstruction for decoding-time controllable text generation](#). In *The 2023 Conference on Empirical Methods in Natural Language Processing*.
- Denny Zhou, Nathanael Schärli, Le Hou, Jason Wei, Nathan Scales, Xuezhi Wang, Dale Schuurmans, Claire Cui, Olivier Bousquet, Quoc V Le, and Ed H. Chi. 2023a. [Least-to-most prompting enables complex reasoning in large language models](#). In *The Eleventh International Conference on Learning Representations*.
- Wangchunshu Zhou, Yuchen Eleanor Jiang, Ethan Wilcox, Ryan Cotterell, and Mrinmaya Sachan. 2023b. [Controlled text generation with natural language instructions](#). In *Proceedings of the 40th International Conference on Machine Learning*, volume 202 of *Proceedings of Machine Learning Research*, pages 42602–42613. PMLR.

A Datasets

We select a shopping review dataset: *Amazon Review* (He and McAuley, 2016), a mixture of movie(IMDB (Maas et al., 2011)), tablet, automobile(Sentube (Uryupina et al., 2014)) and hotel(OpenNER (Agerri et al., 2013)) review dataset: *Mixture* (Liu et al., 2022), and two restaurant review datasets: *YELP* (Shen et al., 2017; YELP, 2014) and *Fyelp* (Lample et al., 2019). In this section, we mainly introduce the four datasets that make up our benchmark as mentioned above.

Fyelp Following previous work (Yang et al., 2023; Huang et al., 2023; Lample et al., 2019), we adopt the widely used *Fyelp* dataset, which contains restaurant reviews with the sentiment (positive and negative), the cuisine (American, Mexican, Asian, Bar, and dessert), and the gender (Male and Female). To evaluate the extensibility of methods, we add one additional aspect of constraints: the tense (Past and Present) (Ficler and Goldberg, 2017), where its label is automatically extracted from the reviews. Thus far, the *Fyelp* dataset is the one with the largest scale of attribute combinations in our benchmark. In total, there are $2 \times 2 \times 5 \times 2 = 40$ possible attribute combinations.

Amazon Review Amazon Review (He and McAuley, 2016) is a dataset containing reviews for Amazon products, which is widely used in previous academic works around text rewriting, controllable text generation, and stuff (Li and Tuzhilin, 2019; Lample et al., 2019; Zhou et al., 2023b). Following (Lample et al., 2019), we process the dataset and label the data with two aspects: the sentiment (positive and negative) and the topic (Books, Clothing, Music, Electronics, Movies and Sports) with the meta-data in the original Amazon Review⁹ dataset. Hence there are $2 \times 6 = 12$ different attribute combinations.

YELP YELP business reviews dataset (YELP, 2014) contains the three aspects of attributes: the tense (Past and Present), the sentiment (positive and negative), and the person (singular and plural). We process the dataset in alignment with (John et al., 2019) and (Russo et al., 2020) and randomly re-split the whole dataset for our usage. There are $2 \times 2 \times 2 = 8$ different attribute combinations in this dataset.

⁹<https://jmcauley.ucsd.edu/data/amazon/>

Mixture Mixture is the combination of three individual datasets: IMDB (Maas et al., 2011) (movie reviews) OpenNER (Agerri et al., 2013) (hotel reviews) and SenTube (Uryupina et al., 2014) (tablet and automobile reviews), constructed by (Liu et al., 2022). Hence each datum in Mixture has two aspects of attributes: sentiment (positive and negative) and topic (movie, hotel, tablet, and automobile) and there are in total $2 \times 4 = 8$ possible attribute combinations.

We summarize all details and statistics of these datasets in Table 3.

B Complexity discussion

In this section, we discuss the complexity of sweeping over all possibilities for “Half&Half” splitting in Section 3.1. Following the denotations in Section 3.1: m refers to the number of different aspects; \mathcal{A}_i , ($1 \leq i \leq m$) is the set of attribute values for the i -th aspect; $\min_{1 \leq i \leq m} |\mathcal{A}_i| = a$; the total number of attribute combinations is $\mathcal{O}(a^m)$.

Sweeping over all possible “Half&Half” splitting methods requires $\mathcal{O}\left(\binom{a^m}{a^m/2}\right)$ kinds of situations, which can be derived as follows (using Stirling’s formula (Robbins, 1955)):

$$\begin{aligned} \binom{a^m}{a^m/2} &= \frac{(a^m)!}{\left(\frac{a^m}{2}\right)! \cdot \left(\frac{a^m}{2}\right)!} \approx \frac{\sqrt{2\pi a^m} \cdot \left(\frac{a^m}{e}\right)^{a^m}}{\pi a^m \cdot \left(\frac{a^m}{2e}\right)^{a^m}} \\ &= \frac{\sqrt{2\pi a^m} \cdot 2^{a^m}}{\pi a^m} \end{aligned}$$

Hence $\mathcal{O}\left(\binom{a^m}{a^m/2}\right) \approx \mathcal{O}\left(\frac{\sqrt{2\pi a^m} \cdot 2^{a^m}}{\pi a^m}\right) = \mathcal{O}\left((2 - \eta)^{a^m}\right)$ where $\eta \rightarrow 0$. This complexity is exponential to a^m and thus unacceptable, which highly calls for an effective sampling strategy (i.e., *ACD* in Section 3.1).

C Implementation Details

Our implementation is based on Hugging Face Transformer models¹⁰ and we use GPT-2 Medium as our backbone for all baselines (except two LLM baselines). In this section, we provide all the hyperparameters for the baselines and our Meta-MCTG method, as well as the training hyperparameters for the classifiers used for evaluation.

First of all, we unify the settings for all experiments during the generation phase. Following previous work (Gu et al., 2022, 2023), we use the 35 prompts from PPLM (Dathathri et al., 2019)

¹⁰<https://github.com/huggingface/transformers>

Dataset	m	$ \mathcal{C} $	Classifier		Generator
			Train	Development	Train
<i>Fyelp</i>	4	40	34000	6000	70000
<i>Amazon</i>	2	12	153000	27000	120000
<i>Yelp</i>	3	8	20400	3600	24000
<i>Mixture</i>	2	8	3624	640	4800

Table 3: Information of the datasets in our CompMCTG Benchmark. m is the number of aspects (e.g., sentiment, topic, tense, and stuff); $|\mathcal{C}|$ is the number of attribute combinations. "Classifier" refers to the size of the data used for training the classifier. We split the data into training and development sets at a ratio of 8.5:1.5 based on this. "Generator" refers to the size of the data used for training the generative model. The data for each attribute combination is uniformly distributed across all sub-datasets (i.e., Train and Development of "Classifier" and Train of "Generator").

for testing. For all MCTG baselines, we generate 10 texts for each prompt and each attribute combination, each text with a length of 50, and we adopt $\text{topk}=200$, $\text{topp}=1.0$, and $\text{temperature}=1.0$. For two LLM baselines, due to time and financial costs, we generate only one text for each prompt and each attribute combination. All experiments are completed on an NVIDIA A100 (80G) GPU.

C.1 MCTG Baselines

Fudge Fudge (Yang and Klein, 2021) uses a future discriminator to guide the GPT-2 for the generation. Following previous work (Zeng et al., 2023), for each dataset, we train a Multilayer Perceptron (MLP) of dimension $d_{embd} \times m$ as the future discriminator, where d_{embd} is the embedding dimension of GPT-2 Medium, and m is the number of all attribute combinations in the dataset. We set batch size to 8, epoch to 5, and learning rate to $3e-5$ in the training phase for all datasets and all protocols. As for the generation, we set control strength α to 20 for all datasets and all settings.

PPLM PPLM (Dathathri et al., 2019) uses a discriminator to calculate gradient to update the states of a language model and guide the model to generate texts with a certain attribute. We train a Multilayer Perceptron of dimension $d_{embd} \times m$ as the discriminator-like fudge to guide the model. For each dataset and each protocol, we set the batch size to 8, epoch to 5, and learning rate to $3e-5$ in the training phase. As for the generation, we followed the hyperparameters in Dathathri et al. (2019). We set γ to 1.5, num-iterations to 3, num-samples to 10, stepsize to 0.03, window-length to 5, fusion-kl-scale to 0.01, and fusion-gm-scale to 0.99.

Distributional Lens During the training phase, we follow all the hyperparameters of the original

Dataset	Original	Hold-Out	ACD	Few-Shot
<i>Fyelp</i>	8000	8000	4000	4000
<i>Amazon</i>	6000	6000	–	4000
<i>YELP</i>	4000	4000	6000	8000
<i>Mixture</i>	10000	10000	–	10000

Table 4: Training steps of different datasets and different protocols in Distributional Lens (Gu et al., 2022).

work (Gu et al., 2022), with the only change made to the number of training steps. We sweep across training steps from $\{2000, 4000, 6000, \dots, 30000\}$ and select the minimum number of steps for convergence as our experimental setup. We summarize it in the Table 4. In the generation phase, for simplicity and fairness, we set all aspect weights to 1, and all other settings are consistent with the original paper.

Prior Proposed by (Gu et al., 2023), this method is based on the model trained in Gu et al. (2022), with the training loss of the Normalizing Flows added for further training. Therefore, during the training phase, we further train based on all models trained by method Gu et al. (2022), with the hyperparameters consistent with the original work and only a change made to the number of training steps. Like experiments in Gu et al. (2022), we sweep across training steps from $\{5000, 10000, \dots, 50000\}$ and select the minimum number of steps for convergence as our experimental setup. We summarize it in the Table 5. In the generation phase, we find that aspect weights setting to 1 for the *Fyelp* dataset do not yield satisfactory results. Therefore, we attempt to adjust the aspect weights on this dataset and finally set weights to $[12, 4, 24, 12]$ corresponding to aspect ["sentiment", "gender", "cuisine", "tense"] and std to 0.1. For the other three datasets, we set weight to 1 for all aspects and set std to 1.

Dataset	Original	Hold-Out	ACD	Few-Shot
<i>Fyelp</i>	30000	30000	30000	30000
<i>Amazon</i>	30000	30000	—	30000
<i>YELP</i>	5000	5000	5000	5000
<i>Mixture</i>	30000	30000	—	30000

Table 5: Training steps of different datasets and different protocols in Prior Control (Gu et al., 2023).

Catprompt As this is a naive method derived from Yang et al. (2023), there is no clear experiment setup for reference. We sweep across prompt length from {10,20,40,60,80,100,120}, selecting the length with the best test results for each attribute as our experimental hyperparameters. The specific results are as follows. For the *Fyelp* dataset, in the non-FewShot protocols, we set prompt length to 120, batch size to 16, epochs to 20, and learning rate to 5e-5, and in the FewShot protocol, we set prompt length to 100, batch size to 16, epochs to 40, and learning rate to 5e-5. For the *Amazon* dataset, we set prompt length to 10, batch size to 16, epochs to 5, and learning rate to 5e-5 for all settings. For the *YELP* dataset, in the non-FewShot protocols, we set prompt length to 20, batch size to 16, epochs to 20, and learning rate to 5e-5, and in the FewShot protocol, we set prompt length to 20, batch size to 16, epochs to 40, and learning rate to 5e-5. For the *Mixture* dataset, we set prompt length to 10, batch size to 16, epochs to 50, and learning rate to 5e-5 for all settings.

DCG Following previous work (Zeng et al., 2023), for all settings across all datasets, prompt length is set to 50 (where attribute prompt length is set to 6 and task prompt length is set to 44), the disentanglement loss weight is set to 0.1, the batch size is set to 8, and the number of Pseudo Combinations is set to 7. For the setting of epochs, we set epochs to 3 for dataset *Fyelp* and *Amazon*, epochs to 8 for dataset *YELP*, and epochs to 7 for dataset *Mixture*. And for all datasets and protocols, we set the learning rate to 7.5e-5.

CTRL Following previous work (Zeng et al., 2023), we concatenate multi-attribute control codes with training datasets to fine-tune the GPT-2. Since we find that *CTRL* is not sensitive to hyperparameters, we set the batch size to 8, epochs to 5, and learning rate to 3e-5, which converges well for all datasets and protocols.

Contrastive Prefix-Tuning Following previous work (Qian et al., 2022a), we set each attribute’s prefix length to 10. For the dataset *Fyelp* and *Amazon*, we set the batch size to 8 and epochs to 2 for all protocols. For the dataset *YELP*, we set the batch size to 8 and epochs to 5 for all protocols. For the dataset *Mixture*, we set the batch size to 8 and epochs to 5 for non-FewShot protocols. For the FewShot protocol of the dataset *Mixture*, we set the batch size to 8 and the epoch to 10. And for all datasets and protocols, we set the learning rate to 3e-5.

C.2 LLM Baselines and Prompts

In this section, we introduce the LLMs we use in Section 3.3 and the prompt template we used for In-Context Learning.

Prompt Following (Sun et al., 2023), we use 5-shot in context learning prompt template to evaluate the compositional generalization capacity of LLMs regarding ICL. Namely, we insert five demonstrations (Input, Output) for each time of controllable generation. Here is our prompt template:

```

\\5-shot in-context-learning
\\prompt template
"Task: write a sentence that meets the
  requirement of input control
  conditions.
Below are some examples (Input, Output)
  for the task:
Input: <attribute combination 1>.
Output: <text 1> # demonstration_1
Input: <attribute combination 2>.
Output: <text 2> # demonstration_2
Input: <attribute combination 3>.
Output: <text 3> # demonstration_3
Input: <attribute combination 4>.
Output: <text 4> # demonstration_4
Input: <attribute combination 5>.
Output: <text 5> # demonstration_5
Input: <testing attribute combination>.
Output: <a head of text>" \\ generation

```

For in-distribution testing, we insert five demonstrations that share the control conditions (attribute combination) with the testing one. For compositional testing, we uniformly sample five demonstrations (of different attribute combinations) from the whole training set.

LLM For LLaMA-2 (Touvron et al., 2023), we adopt the version of “LLaMA-2-7B-hf”¹¹. Our

¹¹<https://huggingface.co/meta-llama/llama-2-7b-hf>

generation configuration is following the default configuration provided by Meta:

```

\\LLaMA-2-7B generation configuration
GEN_CONFIGS["llama2-7b"]={
  "bos_token_id": 1,
  "do_sample": True,
  "eos_token_id": 2,
  "pad_token_id": 0,
  "temperature": 0.6,
  "max_length": 50,
  "top_p": 0.9,
  "transformers_version": "4.31.0.dev0"
}

```

For ChatGPT (OpenAI, 2023), we use the OpenAI-api¹² and adopt the version of “gpt-3.5-turbo-0613”. The generation configuration is as follows:

```

\\gpt-3.5 generation configuration
GEN_CONFIGS["gpt-3.5-turbo-0613"]={
  "temperature": 1.0,
  "max_length": 50,
  "top_p": 0.9,
  "openai_version": "0.28.0"
}

```

Cost For the evaluation of LLaMA-2-7B, we do experiments on a NVIDIA A100 GPU for around 60 hours. For the evaluation of ChatGPT, we spend around $3.5e7$ tokens in total, costing 70 dollars.

C.3 Classifiers

To avoid the impact of domain differences among different datasets on the accuracy of the classifier, we train a classifier using Roberta-Large (Liu et al., 2019) for each aspect of each dataset. We sweep over batch sizes from {4,8,16,32,64,128,256,512,1024} and epochs from {1,2,3,4,5,6,7,8,9,10}, choosing the settings that yield the highest accuracy on the test set as our experimental configuration. The specific configuration results and the performance of the classifiers on the test set for all datasets and all attribute aspects are shown in Table 6.

C.4 Meta-MCTG

In the experiments of Meta-MCTG, we select the three best-performing joint-training-based methods from the baselines, namely *CTRL* (Keskar et al., 2019), *DCG* (Zeng et al., 2023), and *Contrastive Prefix* (Qian et al., 2022b). For different datasets and protocols in our benchmark, we search λ from {0.01,0.05,0.1,0.2} based on the original experimental hyperparameters, and further refine the

¹²<https://openai.com/blog/openai-api>

Dataset	Aspect	Batch	Epochs	Accuracy
<i>Fyelp</i>	<i>Sentiment</i>	512	5	98.68%
	<i>Gender</i>	512	3	70.68%
	<i>Cuisine</i>	64	4	77.97%
	<i>Tense</i>	32	4	88.57%
<i>Amazon</i>	<i>Sentiment</i>	128	5	98.41%
	<i>Topic</i>	64	5	92.84%
<i>YELP</i>	<i>Sentiment</i>	1024	5	97.11%
	<i>Person</i>	32	8	99.42%
	<i>Tense</i>	256	3	99.78%
<i>Mixture</i>	<i>Sentiment</i>	128	4	84.37%
	<i>Topic</i>	512	8	98.59%

Table 6: The specific configuration and the performance of the classifiers used in our benchmark.

value of λ based on the results. For the majority of cases, we opt for λ to be 0.01. For the learning rate β in all MCTG experiments, we set β to be the same as the learning rate α of each baseline.

D Evaluation on diversity

Following previous work (Li et al., 2016), we use distinctness to measure the generated text’s diversity. For each text, we calculate 3-grams named Dist-3 to evaluate distinctness. We choose to conduct diversity evaluation on the data under the three protocols of *Original*, *Hold-Out*, and *ACD*. The whole results are shown in Table 7.

E Human Evaluation

Following previous work (Zhang and Song, 2022; Zhong et al., 2023), we evaluate generated texts from two aspects: **Relevance (R)** which reflects the degree of achievement for the desired control attribute combination and **Fluency (F)** which evaluates the text’s fluency. Unlike automated evaluation, where the accuracy of individual attributes is measured and averaged, human evaluation directly scores the satisfaction of the given control condition (attribute combination). For each dataset and baseline in each protocol (*Original*, *HoldOut*, and *ACD*), we randomly sample 10 texts (for *HoldOut* and *ACD*, we sample 10 texts from in-distribution result and 10 texts from compositional result) and employ three annotators to score them on the two metrics on a scale from 1 (very bad) to 5 (very good). Finally, we calculate the average of these scores and get the final result shown in Table 9. We can find that the results of human evaluation are consistent with the results of automated evaluation.

Method	Original	Hold-Out		ACD		Average
	$Dist-3_{i.d.}(\uparrow)$	$Dist-3_{i.d.}$	$Dist-3_{comp}$	$Dist-3_{i.d.}$	$Dist-3_{comp}$	$Dist-3_{avg}$
LLM+In-context Learning						
<i>LLaMA-2</i> (Touvron et al., 2023)	0.587	0.430	0.577	0.456	0.451	0.500
<i>ChatGPT</i> (OpenAI, 2023)	0.611	0.408	0.660	0.451	0.457	0.517
Decoding-Time based						
<i>Fudge</i> (Yang and Klein, 2021)	0.656	0.652	0.621	0.625	0.587	0.628
<i>PPLM</i> (Dathathri et al., 2019)	0.697	0.622	0.694	0.621	0.617	0.650
Separate-Training based						
<i>Dis-Lens</i> (Gu et al., 2022)	0.473	0.466	0.462	0.454	0.427	0.456
<i>Prior</i> (Gu et al., 2023)	0.573	0.547	0.548	0.539	0.540	0.549
Joint-Training based						
<i>CTRL</i> (Keskar et al., 2019)	0.625	0.623	0.634	0.616	0.622	0.624
<i>CatPrompt</i> (Yang et al., 2023)	0.642	0.636	0.656	0.677	0.688	0.660
<i>Con.Prefix</i> (Qian et al., 2022b)	0.701	0.696	0.727	0.682	0.717	0.705
<i>DCG</i> (Zeng et al., 2023)	0.677	0.694	0.716	0.675	0.695	0.691

Table 7: Averaged overall evaluation results of **diversity** for state-of-the-art baseline approaches on our CompMCTG benchmark (*Hold-Out* testing and *ACD* testing). Subscript *i.d.* and *comp* refer to in-distribution and compositional generalization performance.

Method	Fyelp				Amazon		YELP				Mixture	
	Hold-Out		ACD		Hold-Out		Hold-Out		ACD		Hold-Out	
	$A_{i.d.}(\uparrow)$	$P_{i.d.}(\downarrow)$	$A_{comp}(\uparrow)$	$P_{i.d.}(\downarrow)$	$A_{i.d.}(\uparrow)$	$P_{i.d.}(\downarrow)$	$A_{i.d.}(\uparrow)$	$P_{i.d.}(\downarrow)$	$A_{i.d.}(\uparrow)$	$P_{i.d.}(\downarrow)$	$A_{i.d.}(\uparrow)$	$P_{i.d.}(\downarrow)$
<i>CTRL</i> (Keskar et al., 2019)	69.43%	45.95	69.22%	45.60	80.52%	37.43	85.16%	72.20	85.52%	76.06	80.56%	48.82
<i>Meta-CTRL</i> (Ours)	69.51%	46.16	69.45%	45.50	80.26%	37.31	85.76%	69.05	86.11%	70.95	80.08%	46.42
<i>Con.Prefix</i> (Qian et al., 2022a)	67.84%	52.48	63.40%	53.11	87.56%	43.97	94.40%	136.04	91.82%	141.15	83.88%	96.46
<i>Meta-Con.Prefix</i> (Ours)	67.90%	52.40	64.19%	52.84	87.43%	43.93	94.42%	136.42	91.86%	136.39	84.24%	97.66
<i>DCG</i> (Zeng et al., 2023)	66.49%	53.50	66.01%	53.29	84.71%	47.20	82.43%	70.28	80.12%	82.96	83.69%	91.80
<i>Meta-DCG</i> (Ours)	66.50%	53.16	66.23%	52.92	84.78%	47.55	82.07%	70.01	80.57%	82.04	83.50%	83.39

Table 8: Experiment results of *CTRL*, *ContraPrefix* and *DCG* with Meta-MCTG training in in-distribution testing.

E.1 Specific Scoring Guidelines

In this subsection, we provide specific scoring guidelines for each human evaluation metric.

Relevance

- 5: The generated texts are perfectly aligned with the desired attribute combination.
- 4: The generated texts are very related to the desired attribute combination.
- 3: The generated texts are related to the desired attribute combination. At most one attribute does not match.
- 2: The generated texts are less related to the desired attribute combination. At most two attributes do not match.
- 1: The generated texts are not aligned with the desired attribute combination. None of the attributes meet the requirements.

Fluency

- 5: The generated texts are grammatically correct, fluent, and easy to understand.
- 4: The generated texts are grammatically correct, but slightly less smooth, yet still easily understandable.
- 3: The generated texts have a few grammar errors, but do not hinder understanding.
- 2: The generated texts have a few grammar errors and are not very easy to understand.
- 1: The generated texts have many grammar errors, lack coherence, and are difficult to understand.

E.2 Inter-Annotator Agreement Score

We also use **Fleiss’Kappa coefficient** (Fleiss, 1971) to measure the inter-annotator agreement score for each human evaluation metric. The result is shown in Table 10.

Method	Original		Hold-Out				ACD				Average	
	$R_{i.d.}(\uparrow)$	$F_{i.d.}(\uparrow)$	$R_{i.d.}(\uparrow)$	$F_{i.d.}(\uparrow)$	$R_{comp}(\uparrow)$	$F_{comp}(\uparrow)$	$R_{i.d.}(\uparrow)$	$F_{i.d.}(\uparrow)$	$R_{comp}(\uparrow)$	$F_{comp}(\uparrow)$	$R_{avg}(\uparrow)$	$F_{avg}(\uparrow)$
LLM+In-Context Learning												
<i>LLaMA-2</i> (Touvron et al., 2023)	3.12	4.56	3.23	4.48	2.37	4.43	3.31	4.60	2.22	4.59	2.85	4.53
<i>ChatGPT</i> (OpenAI, 2023)	2.89	4.78	2.86	4.75	2.47	4.81	2.75	4.88	2.57	4.74	2.71	4.79
Decoding-Time based												
<i>PPLM</i> (Dathathri et al., 2019)	2.07	1.12	2.22	1.07	2.01	1.09	2.16	1.14	1.82	1.03	2.06	1.09
<i>Fudge</i> (Yang and Klein, 2021)	2.88	2.35	2.68	2.13	2.07	1.87	2.59	1.90	1.97	2.24	2.44	2.10
Separate-Training based												
<i>Dis-Lens</i> (Gu et al., 2022)	4.24	2.86	4.10	3.12	2.55	3.01	4.44	3.21	2.42	2.91	3.55	3.02
<i>Prior</i> (Gu et al., 2023)	3.67	2.96	3.53	3.04	2.42	3.20	3.78	3.03	2.39	3.24	3.16	3.09
Joint-Training based												
<i>CTRL</i> (Keskar et al., 2019)	3.98	3.87	3.78	3.92	3.75	3.94	3.80	3.81	3.55	3.84	3.77	3.88
<i>CatPrompt</i> (Yang et al., 2023)	3.23	3.52	3.27	3.49	3.04	3.58	3.01	3.07	2.45	3.61	3.00	3.45
<i>Con.Prefix</i> (Qian et al., 2022a)	4.22	3.44	4.19	3.40	4.01	3.13	4.15	3.23	3.52	3.12	4.02	3.26
<i>DCG</i> (Zeng et al., 2023)	3.92	3.80	3.90	3.68	3.84	3.64	3.88	3.83	3.39	3.73	3.79	3.74

Table 9: Averaged overall **human evaluation** results for state-of-the-art baseline approaches on our CompMCTG benchmark (*Hold-Out* testing and *ACD* testing). "R" refers to metric "Relevance" and "F" refers to metric "Fluency". Subscript *i.d.* and *comp* refer to in-distribution and compositional generalization performance.

Method	Original		Hold-Out				ACD			
	$R_{i.d.}(\uparrow)$	$F_{i.d.}(\uparrow)$	$R_{i.d.}(\uparrow)$	$F_{i.d.}(\uparrow)$	$R_{comp}(\uparrow)$	$F_{comp}(\uparrow)$	$R_{i.d.}(\uparrow)$	$F_{i.d.}(\uparrow)$	$R_{comp}(\uparrow)$	$F_{comp}(\uparrow)$
LLM+In-context Learning										
<i>LLaMA-2</i> (Touvron et al., 2023)	0.823	0.805	0.834	0.816	0.840	0.809	0.825	0.833	0.836	0.824
<i>ChatGPT</i> (OpenAI, 2023)	0.811	0.814	0.805	0.843	0.827	0.840	0.829	0.860	0.851	0.837
Decoding-Time based										
<i>PPLM</i> (Dathathri et al., 2019)	0.910	0.908	0.887	0.893	0.828	0.839	0.834	0.890	0.887	0.836
<i>Fudge</i> (Yang and Klein, 2021)	0.845	0.814	0.838	0.829	0.845	0.789	0.830	0.892	0.846	0.837
Separate-Training based										
<i>Dis-Lens</i> (Gu et al., 2022)	0.923	0.898	0.914	0.887	0.791	0.867	0.910	0.879	0.801	0.882
<i>Prior</i> (Gu et al., 2023)	0.858	0.838	0.835	0.846	0.837	0.821	0.845	0.883	0.826	0.818
Joint-Training based										
<i>CTRL</i> (Keskar et al., 2019)	0.830	0.808	0.845	0.794	0.815	0.829	0.810	0.822	0.816	0.815
<i>CatPrompt</i> (Yang et al., 2023)	0.782	0.804	0.793	0.811	0.824	0.815	0.806	0.785	0.823	0.836
<i>Con.Prefix</i> (Qian et al., 2022a)	0.898	0.843	0.904	0.826	0.876	0.837	0.879	0.841	0.844	0.820
<i>DCG</i> (Zeng et al., 2023)	0.857	0.886	0.854	0.874	0.818	0.825	0.857	0.867	0.834	0.826

Table 10: Averaged overall **Fleiss’Kappa coefficient** of human evaluation results for state-of-the-art baseline approaches on our CompMCTG benchmark (*Hold-Out* testing and *ACD* testing). "R" refers to the Kappa coefficient of metric "Relevance" and "F" refers to the Kappa coefficient of metric "Fluency". Subscript *i.d.* and *comp* refer to in-distribution and compositional generalization performance.

F Case Study

In this section, we show some specific generation examples, primarily to compare the difference in generation results before and after using the MetaMCTG framework. Cases in this section are from the compositional result of *ACD* protocol of dataset *Fyelp*. The specific results are shown in Table 11.

G Algorithm Pseudo-Code

We conclude the pseudo-code of constructing *ACD* splits in Algorithm 1 and the pseudo-code of MetaMCTG training in Algorithm 2.

Following the denotations in Section 3.1: m refers to the number of different aspects; \mathcal{A}_i , ($1 \leq i \leq m$) is the set of attribute values for the i -th aspect; $\min_{1 \leq i \leq m} |\mathcal{A}_i| = a$; the total number of attribute combinations is $\mathcal{O}(a^m)$. The time complexity of Algorithm 1 (Greedyly con-

structing *ACD* splits) is $\mathcal{O}(T_1 \cdot T_2 \cdot a^m)$ (linearly increasing with a^m) which is much better than $\mathcal{O}((2 - \epsilon)^{a^m})$, ($\epsilon \leftarrow 0$) (exponentially increasing with a^m) in Appendix B.

H Additional Results

H.1 Why do Separate-Training-based methods perform badly in compositional testing?

In this section, we briefly discuss the reasons why the separate-training-based MCTG methods fail in compositional testing. We take *Dis-Lens* (Gu et al., 2022) as an example to illustrate. This type of method encodes each single attribute data into a latent vector space, and then constructs the intersection of different attribute latent vector areas through loss function constraints, and finally guides GPT-2 to generate multi-aspect text by searching

Algorithm 1 Constructing ACD splits

Require: Attribute combination set \mathcal{C} .

Require: Divergence function $D(\cdot, \cdot)$.

Require: Maximum step T_1, T_2 , maximum divergence threshold $\eta \in (0, 1)$.

```
1: Initialization: current step  $t_1 = 0$ ; maximum divergence  $d_m = 0$ .
2: A set of ACD splits  $result = \emptyset$ .
3: while  $t_1 < T_1$  do
4:    $t_1 = t_1 + 1$ 
5:   Randomly split  $\mathcal{C}$  into  $\mathcal{C}_{i.d.}$  and  $\mathcal{C}_{comp}$  where  $|\mathcal{C}_{i.d.}| = |\mathcal{C}_{comp}|$ .
6:    $t_2 = 0$ 
7:   Compute current divergence  $d$ :  $d = D(\mathcal{C}_{i.d.}, \mathcal{C}_{comp})$ .
8:   Update maximum divergence:  $d_m = d$ .
9:   while  $t_2 < T_2$  do
10:     $t_2 = t_2 + 1$ 
11:     $c_1 = None$ .
12:    for  $c \in \mathcal{C}_{i.d.}$  do
13:      if  $d_m < D(\mathcal{C}_{i.d.} - \{c\}, \mathcal{C}_{comp} + \{c\})$  then
14:         $c_1 = c$ .
15:         $d_m = D(\mathcal{C}_{i.d.} - \{c\}, \mathcal{C}_{comp} + \{c\})$ .
16:        break
17:      end if
18:    end for
19:    if  $c_1 == None$  then
20:      continue
21:    end if
22:     $\mathcal{C}_{i.d.} = \mathcal{C}_{i.d.} - \{c_1\}$ .
23:     $\mathcal{C}_{comp} = \mathcal{C}_{comp} + \{c_1\}$ .
24:    for  $c \in \mathcal{C}_{comp}$  do
25:      if  $d_m < D(\mathcal{C}_{i.d.} + \{c\}, \mathcal{C}_{comp} - \{c\})$  then
26:         $d_m = D(\mathcal{C}_{i.d.} + \{c\}, \mathcal{C}_{comp} - \{c\})$ .
27:         $\mathcal{C}_{i.d.} = \mathcal{C}_{i.d.} + \{c_1\}$ .
28:         $\mathcal{C}_{comp} = \mathcal{C}_{comp} - \{c_1\}$ .
29:        break
30:      end if
31:    end for
32:  end while
33:  for  $d_m \geq \eta$  do
34:    Add  $(\mathcal{C}_{i.d.}, \mathcal{C}_{comp})$  into  $result$ .
35:  end for
36: end while
37: return  $result$ 
```

Algorithm 2 Meta-MCTG

Require: Training set \mathcal{D}_{train}

Require: Base Method \mathcal{M}

Require: Learning rate α, β , batch size m

```
1: while not done do
2:   Sample  $m$  data as the training batch  $\mathcal{B}_{train} = (c_i^{train}, x_i^{train})_{i=1}^m$  from  $\mathcal{D}_{train}$ .
3:   Construct pseudo-compositional batch  $\mathcal{B}_{pcomp} = (c_i^{pcomp}, x_i^{comp})_{i=1}^m$  by sampling another  $m$  data from  $\mathcal{D}_{train}$ , where  $\{c_i^{train}\}_{i=1}^m \cap \{c_i^{pcomp}\}_{i=1}^m = \emptyset$  while each single attribute condition in  $\mathcal{B}_{pseudo-comp}$  must appear in the  $\mathcal{B}_{train}$ .
4:   Compute training loss  $\mathcal{L}_{train}^{\mathcal{M}}$  through Objective 5.
5:   Compute  $\theta_1$  through Equation 6. (while not really update  $\theta$  to  $\theta_1$ )
6:   Temporarily use  $\theta_1$  in the language model.
7:   Compute pseudo compositional generalization loss  $\mathcal{L}_{p-comp}^{\mathcal{M}}$  through Objective 7.
8:   Compute total loss  $\mathcal{L}_{total}^{\mathcal{M}}$  through Objective 8.
9:   Update  $\theta$  to  $\theta'$  through Equation 9
10: end while
```

for the intersection of different attribute spaces. The essential reason why this method can work is that the training dataset itself has multiple attributes. For example, the data corresponding to the latent space intersection constructed with positive emotion data and sports theme data actually has these two attributes. Therefore, when using a multi-attribute dataset to train the latent vector space, the attribute combinations corresponding to the constrained intersection space are the attribute combinations contained in the training set, and will not produce attribute combinations that do not exist in the training set.

Specifically, we use a *Few-Shot* split of the dataset *Mixture* to conduct experiments, reducing the dimensionality of hidden vectors to a two-dimensional plane through PCA and performing visualization processing. There are four attribute combinations in the training set which are "Negative-movies", "Negative-opener", "Negative-tablets", and "Positive-auto". The visualization results before training are shown in Figure 6 and Figure 7. Figure 6 is marked with multi-aspect labels, and Figure 7 is marked with single-aspect labels. The visualization results after training are shown in Figure 8 and Figure 9. From these four

figures, we can find that after training, the hidden vector spaces corresponding to different single attributes have converged, and the intersection of four multi-attribute latent vector spaces has been formed. However, through Figure 8, it can be found that these four intersections exactly correspond to the four attribute combinations contained in the training set, and the intersection of the latent vector spaces of the four compositional attribute combinations ("Negative-auto", "Positive-movies", "Positive-opener", and "Positive-tablets") in Figure 9 basically does not exist. This explains why such methods fail in compositional testing.

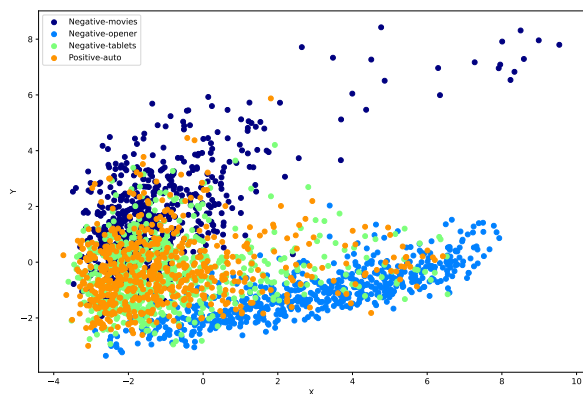


Figure 6: Visualization of *Dis-lens* in *Mixture* dataset before training with multi-aspect label.

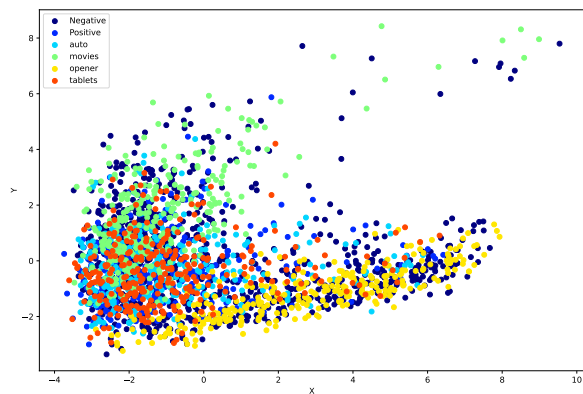


Figure 7: Visualization of *Dis-lens* in *Mixture* dataset before training with single-aspect label.

H.2 Evaluation Results with Few-Shot protocol on CompMCTG

The *Few-Shot* testing results on CompMCTG are presented in Table 12.

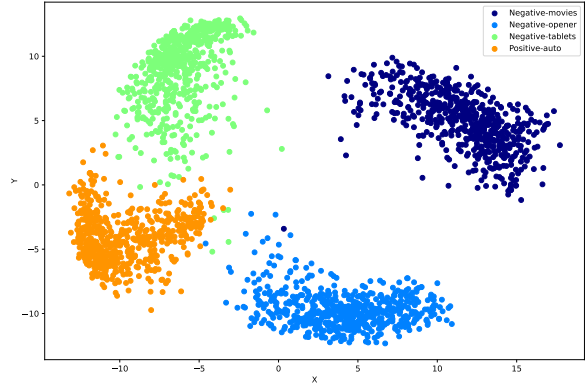


Figure 8: Visualization of *Dis-lens* in *Mixture* dataset after training with multi-aspect label.

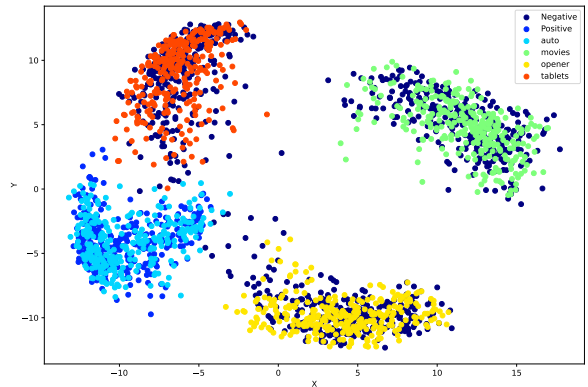


Figure 9: Visualization of *Dis-lens* in *Mixture* dataset after training with single-aspect label.

H.3 In-Distribution Generalization Results of Meta-MCTG

The results of the in-distribution generalization of Meta-MCTG are shown in Table 8

H.4 Analysis Experiments

In this section, we conduct visualization experiments on the Meta-MCTG framework we proposed, indirectly verifying its effectiveness. Considering that the joint-training-based MCTG methods tend to overfit the control parameters to the *in-distribution* (I.D.) attribute combinations, this implies that for *compositional* (Comp.) attribute combinations, their control parameters are relatively close to those of *in-distribution*. Therefore, we approach this from the perspective of control parameters, calculating the $L1$ distance $L1_{base}, L1_{meta}$ and cosine similarity Cos_{base}, Cos_{meta} between the control parameters before and after the introduction of the Meta-MCTG framework, and use the difference $diff_{L1} = \frac{L1_{meta} - L1_{base}}{L1_{meta}} \times 100$, $diff_{Cos} = -\frac{Cos_{meta} - Cos_{base}}{Cos_{meta}} \times 100$ between the two as the data for visualization.

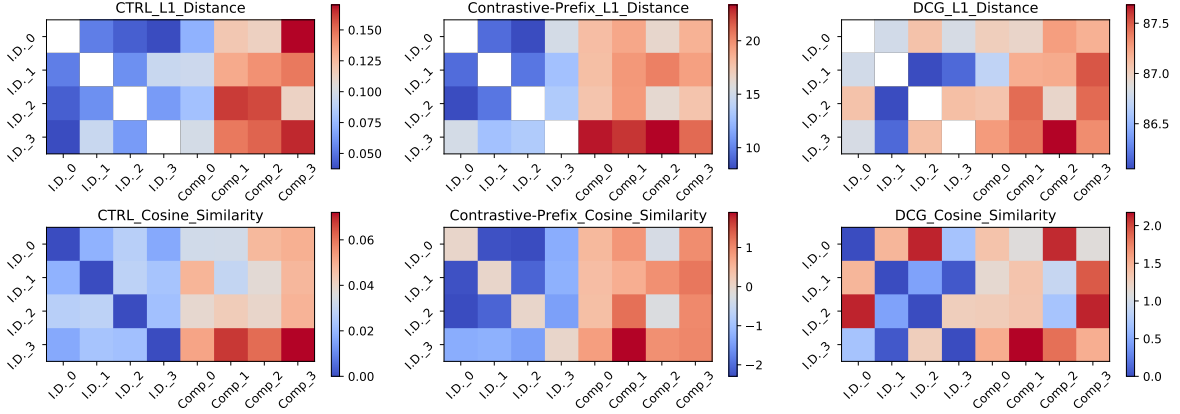


Figure 10: Heatmap result of *CTRL*, *Contrastive Prefix*, and *DCG* in dataset *YELP*.

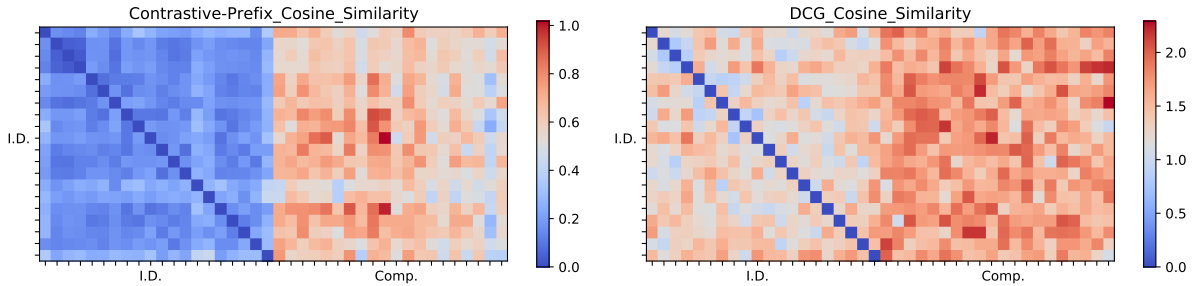


Figure 11: Heatmap result of *Contrastive Prefix* and *DCG* in dataset *Fyelp*.

We select *CTRL* (Keskar et al., 2019), *DCG* (Zeng et al., 2023), and *Contrastive Prefix* (Qian et al., 2022b) and conduct our visualization experiments on *ACD* protocol of *YELP* (YELP, 2014) and *Fyelp* (Lample et al., 2019) datasets. For *CTRL*, we use the mean embeddings of its attribute tokens (i.e., control codes) as the control parameters. For *DCG*, we use the mean embedding obtained by encoding the attribute tokens through a fully connected layer as the control parameters. For *Contrastive Prefix*, we use the mean embedding of the prefix keys and prefix values of the corresponding attributes in the last layer of the GPT-2 as the control parameters. On the *YELP* dataset, there are a total of 8 attribute combinations, including 4 in-distribution and 4 compositional. For the control parameters under 8 control conditions, we compute the difference $diff_{L1}$ and $diff_{Cos}$ between each pair and obtain two 4×8 heatmaps for each baseline. Similarly, for the *Fyelp* dataset, we can get two 20×40 heatmaps for each baseline. The results are shown in Figure 10 and Figure 11. The visual results show that the control parameters after the Meta-MCTG training framework can better distinguish between the in-distribution and compositional parts, thus confirming the effectiveness of

the Meta-MCTG framework.

H.5 Detailed Results on the Single Dataset

In this section, we provide detailed experimental results of all baselines (eight MCTG baselines and two LLMs, note that “*Lens*” represents “*Dis-Lens*” (Gu et al., 2022)) in CompMCTG Benchmark in 4 datasets. In these tables, the first column contains the protocol, including *Original*, *HoldOut*, *ACD*, and *FewShot* (*Amazon* and *Mixture* datasets do not have *ACD* protocol). *HoldOut*, *ACD*, and *FewShot* respectively divide the *in-distribution* (*I.D.*) results and *compositional* (*Comp.*) results. The second column is the method name and the next two to four columns are the accuracy of the corresponding attributes. Specifically, $Acc_s, Acc_g, Acc_c, Acc_t$ in *Fyelp* are the accuracy of sentiment, gender, cuisine, and tense respectively. Acc_s, Acc_t in *Amazon* are the accuracy of sentiment and topic respectively. Acc_s, Acc_p, Acc_t in *YELP* are the accuracy of sentiment, person, and tense respectively. Acc_s, Acc_t in *Mixture* are the accuracy of sentiment and topic respectively. Acc_{avg} is the average of accuracy in previous columns. Acc_{gap} is calculated from the *I.D.* and *Comp.* of the corresponding protocol. The specific formula is

$Acc_{gap} = \frac{Acc_{I.D.} - Acc_{Comp.}}{Acc_{I.D.}} \times 100\%$. *PPL* represents perplexity and *Dist3* is the value of 3-grams. All the detailed experimental results can be found in Table 13 to Table 52.

Method	Comb.	Generated Texts
CTRL	<i>Negative</i> <i>Female</i> <i>Bar</i> <i>Past</i>	Furthermore, where's the shrimp? there are currently seven shrimp clusters. thank god there are still two clusters and that's where we ordered our food... at this location. despite this, we waited over 45 minutes. the server put me on
CTRL+Meta	<i>Negative</i> <i>Female</i> <i>Bar</i> <i>Past</i>	Furthermore, this tiny place fell short of its potential. The food was enormous but not up to par . I ordered an oyster benedict which was disappointing , and the wine was subpar . I still find myself having nightmares about that dessert, which was made with stale
CTRL	<i>Positive</i> <i>Female</i> <i>Asian</i> <i>Past</i>	The movie i saw called dark star and it really impressed me. the chef in the movie is so nice and did his chef impression. this restaurant was amazing to watch. we had the eggplant korma and beef teriyaki.
CTRL+Meta	<i>Positive</i> <i>Female</i> <i>Asian</i> <i>Past</i>	The movie started and we were getting ready for bed but the korean guys got us a lot of food. my husband and i both got the delicious beef kimchi rice dish and both really liked it and were very happy with it. we ended
DCG	<i>Positive</i> <i>Female</i> <i>dessert</i> <i>Past</i>	In brief, we are so glad we went here. it's always as cold as winter to get the fruit or veg for me (some frozen squash, maybe a banana, too). They have everything we go for here, and they
DCG+Meta	<i>Positive</i> <i>Female</i> <i>dessert</i> <i>Past</i>	In brief, this was an awesome place. Forget the size of it, which i really found to be little too large, this was SO GOOD . We stopped in for breakfast and decided to try the sweet omelet pancakes . My husband and
DCG	<i>Negative</i> <i>Male</i> <i>Mexican</i> <i>Present</i>	More importantly, they have no toilet paper. would NEVER EVER order coffee or soda here.! they also give you a coupon for soup to go. not the best . everyone is rude . it is a crowded place. what gives there drive is that
DCG+Meta	<i>Negative</i> <i>Male</i> <i>Mexican</i> <i>Present</i>	More importantly, the food isn't good enough for me. my girlfriend's favorite taco out of the bunch, Taco Linguini , is supposed to be good but she never saw it ; dang there you guys. my salsa is really a letdown . It's too bland and lacks the right kick
Con.P.	<i>Negative</i> <i>Female</i> <i>Asian</i> <i>Past</i>	The last time I went to a restaurant in town for sushi I was happy with the time but was disappointed the broth was chalky with soy sauce and rice . The temperature was extreme and the restaurant had no food prepared that looked appealing even when I
Con.P.+Meta	<i>Negative</i> <i>Female</i> <i>Asian</i> <i>Past</i>	The last time I was to see the sushi place here I felt poor . My boyfriend and I felt uneasy entering our table, so we were at all to begin with and he waited outside to eat lunch all the way until we were seated. The food was bad
Con.P.	<i>Positive</i> <i>Male</i> <i>American</i> <i>Past</i>	The book is well written and well planned with lots of really delicious-to-and-simple recipes and an in depth look at the last few years in the region with some wonderful photos and interesting twists on local food. Many thanks to my husband for
Con.P.+Meta	<i>Positive</i> <i>Male</i> <i>American</i> <i>Past</i>	The book commenced with the account of a baseball-loving American daycare worker in a center for immigrant families on Thanksgiving. "Every day, this gentle man , with his warm smile , taught the children that their most vital abilities resided within them

Table 11: A case study of the state-of-the-art baselines before and after incorporating the Meta-MCTG training framework. Different attribute words are marked with their corresponding colors. The text in bold represents the prompt. "Comb." means attribute combination and "Con.P." represents the baseline ContrastivePrefix.

Method	<i>Few-Shot</i>			
	<i>A_{i.d.}</i> (↑)	<i>P_{i.d.}</i> (↓)	<i>A_{comp}</i> (↑)	<i>P_{comp}</i> (↓)
LLM+In-context Learning				
<i>LLaMA-2</i> (Touvron et al., 2023)	62.78%	26.08	42.99%	23.90
<i>ChatGPT</i> (OpenAI, 2023)	56.64%	18.62	49.50%	17.71
Decoding-Time based				
<i>PPLM</i> (Dathathri et al., 2019)	43.07%	361.60	40.21%	330.94
<i>Fudge</i> (Yang and Klein, 2021)	58.00%	167.31	40.90%	224.91
Separate-Training based				
<i>Dis-Lens</i> (Gu et al., 2022)	87.81%	95.05	51.47%	116.68
<i>Prior</i> (Gu et al., 2023)	85.19%	118.97	51.71%	104.16
Joint-Training based				
<i>CTRL</i> (Keskar et al., 2019)	77.87%	48.48	65.94%	48.28
<i>CatPrompt</i> (Yang et al., 2023)	62.47%	163.66	46.23%	130.50
<i>Con.Prefix</i> (Qian et al., 2022a)	79.89%	88.34	57.56%	93.31
<i>DCG</i> (Zeng et al., 2023)	78.89%	63.22	59.27%	68.14

Table 12: Averaged overall evaluation results for state-of-the-art baseline approaches on our CompMCTG benchmark (*Few-Shot* testing). Each value in this table is the average of testing performances on four component datasets of CompMCTG: Amazon Review (He and McAuley, 2016), Fyelp (Lample et al., 2019), YELP (Shen et al., 2017; YELP, 2014) and Mixture (Liu et al., 2022).

Protocol	Method	Acc_s	Acc_g	Acc_c	Acc_t	Acc_{avg}	Acc_{gap}	$PPL \downarrow$	$Dist3$
<i>Original</i>	<i>CTRL</i>	88.28	60.13	60.38	67.29	69.02	-	45.69	0.675
<i>HoldOut-I.D.</i>	<i>CTRL</i>	88.42	60.88	60.53	67.89	69.43	1.64	45.95	0.675
<i>HoldOut-Comp.</i>	<i>CTRL</i>	87.88	59.65	59.02	66.61	68.29		45.61	0.676
<i>ACD-I.D.</i>	<i>CTRL</i>	87.83	60.25	59.45	69.35	69.22	5.65	45.60	0.684
<i>ACD-Comp.</i>	<i>CTRL</i>	87.00	55.35	58.93	59.95	65.31		45.86	0.678
<i>FewShot-I.D.</i>	<i>CTRL</i>	84.06	70.03	54.71	69.11	69.48	13.95	45.01	0.683
<i>FewShot-Comp.</i>	<i>CTRL</i>	82.37	48.35	55.75	52.70	59.79		44.33	0.684

Table 13: The result of baseline *CTRL* in dataset *Fyelp*.

Protocol	Method	Acc_s	Acc_t	Acc_{avg}	Acc_{gap}	$PPL \downarrow$	$Dist3$
<i>Original</i>	<i>CTRL</i>	88.43	71.76	80.10	-	37.97	0.731
<i>HoldOut-I.D.</i>	<i>CTRL</i>	88.77	72.00	80.39	2.67	37.87	0.734
<i>HoldOut-Comp.</i>	<i>CTRL</i>	86.55	69.93	78.24		38.10	0.736
<i>FewShot-I.D.</i>	<i>CTRL</i>	88.60	70.29	79.45	9.13	37.40	0.734
<i>FewShot-Comp.</i>	<i>CTRL</i>	76.53	67.87	72.20		37.50	0.740

Table 14: The result of baseline *CTRL* in dataset *Amazon*.

Protocol	Method	Acc_s	Acc_p	Acc_t	Acc_{avg}	Acc_{gap}	$PPL \downarrow$	$Dist3$
<i>Original</i>	<i>CTRL</i>	90.07	75.71	89.82	85.20	-	84.94	0.356
<i>HoldOut-I.D.</i>	<i>CTRL</i>	91.47	74.28	89.72	85.16	3.69	72.20	0.360
<i>HoldOut-Comp.</i>	<i>CTRL</i>	89.89	69.00	87.18	82.02		73.74	0.368
<i>ACD-I.D.</i>	<i>CTRL</i>	91.76	74.35	90.46	85.52	12.73	76.06	0.348
<i>ACD-Comp.</i>	<i>CTRL</i>	88.06	55.81	80.03	74.63		75.46	0.359
<i>FewShot-I.D.</i>	<i>CTRL</i>	90.05	76.55	89.73	85.44	25.02	63.72	0.269
<i>FewShot-Comp.</i>	<i>CTRL</i>	81.90	47.54	62.73	64.06		64.74	0.338

Table 15: The result of baseline *CTRL* in dataset *YELP*.

Protocol	Method	Acc_s	Acc_{tc}	Acc_{avg}	Acc_{gap}	$PPL \downarrow$	$Dist3$
<i>Original</i>	<i>CTRL</i>	76.14	88.04	82.09	-	48.11	0.736
<i>HoldOut-I.D.</i>	<i>CTRL</i>	72.45	88.66	80.56	10.85	48.82	0.723
<i>HoldOut-Comp.</i>	<i>CTRL</i>	66.46	77.18	71.82		47.46	0.755
<i>FewShot-I.D.</i>	<i>CTRL</i>	68.71	85.51	77.11	12.19	47.79	0.699
<i>FewShot-Comp.</i>	<i>CTRL</i>	61.21	74.20	67.71		46.31	0.709

Table 16: The result of baseline *CTRL* in dataset *Mixture*.

Protocol	Method	Acc_s	Acc_g	Acc_c	Acc_t	Acc_{avg}	Acc_{gap}	$PPL \downarrow$	$Dist3$
<i>Original</i>	<i>CatPro</i>	84.65	54.43	53.72	63.91	64.18	-	70.58	0.726
<i>HoldOut-I.D.</i>	<i>CatPro</i>	84.45	54.76	56.80	64.64	65.16	0.91	69.71	0.726
<i>HoldOut-Comp.</i>	<i>CatPro</i>	83.82	54.07	56.04	64.36	64.57		69.48	0.725
<i>ACD-I.D.</i>	<i>CatPro</i>	83.45	54.04	47.33	61.21	61.51	10.96	69.30	0.735
<i>ACD-Comp.</i>	<i>CatPro</i>	71.26	50.11	35.36	62.35	54.77		63.83	0.750
<i>FewShot-I.D.</i>	<i>CatPro</i>	79.31	66.71	37.54	63.00	61.64	26.10	70.94	0.741
<i>FewShot-Comp.</i>	<i>CatPro</i>	46.04	48.28	24.11	63.75	45.55		68.16	0.740

Table 17: The result of baseline *CatPrompt* in dataset *Fyelp*.

Protocol	Method	Acc_s	Acc_t	Acc_{avg}	Acc_{gap}	$PPL \downarrow$	$Dist3$
<i>Original</i>	<i>CatPro</i>	82.31	60.88	71.60	-	55.08	0.734
<i>HoldOut-I.D.</i>	<i>CatPro</i>	83.00	56.99	70.00	9.89	57.50	0.701
<i>HoldOut-Comp.</i>	<i>CatPro</i>	72.86	53.29	63.08		50.39	0.727
<i>FewShot-I.D.</i>	<i>CatPro</i>	77.95	44.64	61.30	35.42	55.63	0.658
<i>FewShot-Comp.</i>	<i>CatPro</i>	48.22	30.96	39.59		41.59	0.717

Table 18: The result of baseline *CatPrompt* in dataset *Amazon*.

Protocol	Method	Acc_s	Acc_p	Acc_t	Acc_{avg}	Acc_{gap}	$PPL \downarrow$	$Dist3$
<i>Original</i>	<i>CatPro</i>	78.93	51.43	75.43	68.60	-	83.96	0.467
<i>HoldOut-I.D.</i>	<i>CatPro</i>	76.04	51.67	74.86	67.52	4.83	86.92	0.462
<i>HoldOut-Comp.</i>	<i>CatPro</i>	70.68	50.18	71.93	64.26		86.79	0.467
<i>ACD-I.D.</i>	<i>CatPro</i>	72.24	52.88	73.23	66.12	14.10	118.02	0.634
<i>ACD-Comp.</i>	<i>CatPro</i>	47.54	49.75	73.12	56.80		105.37	0.657
<i>FewShot-I.D.</i>	<i>CatPro</i>	79.86	57.07	84.21	73.71	21.39	378.69	0.448
<i>FewShot-Comp.</i>	<i>CatPro</i>	45.43	49.73	78.65	57.94		349.24	0.585

Table 19: The result of baseline *CatPrompt* in dataset *YELP*.

Protocol	Method	Acc_s	Acc_{tc}	Acc_{avg}	Acc_{gap}	$PPL \downarrow$	$Dist3$
<i>Original</i>	<i>CatPro</i>	51.61	50.86	51.24	-	88.51	0.641
<i>HoldOut-I.D.</i>	<i>CatPro</i>	51.53	54.67	53.10	7.01	79.25	0.654
<i>HoldOut-Comp.</i>	<i>CatPro</i>	50.36	48.39	49.38		69.87	0.705
<i>FewShot-I.D.</i>	<i>CatPro</i>	54.52	51.91	53.22	21.42	149.37	0.679
<i>FewShot-Comp.</i>	<i>CatPro</i>	53.11	30.52	41.82		63.00	0.629

Table 20: The result of baseline *CatPrompt* in dataset *Mixture*.

Protocol	Method	Acc_s	Acc_g	Acc_c	Acc_t	Acc_{avg}	Acc_{gap}	$PPL \downarrow$	$Dist3$
<i>Original</i>	<i>DCG</i>	90.18	56.68	56.50	62.34	66.43	-	53.31	0.688
<i>HoldOut-I.D.</i>	<i>DCG</i>	90.09	56.33	57.21	62.33	66.49	0.15	53.50	0.702
<i>HoldOut-Comp.</i>	<i>DCG</i>	90.29	56.39	57.00	61.88	66.39		53.52	0.704
<i>ACD-I.D.</i>	<i>DCG</i>	90.07	55.55	56.44	61.96	66.01	1.97	53.29	0.702
<i>ACD-Comp.</i>	<i>DCG</i>	89.73	55.04	54.99	59.07	64.71		53.67	0.704
<i>FewShot-I.D.</i>	<i>DCG</i>	89.00	68.26	50.37	65.63	68.32	25.91	53.30	0.704
<i>FewShot-Comp.</i>	<i>DCG</i>	57.34	49.02	41.68	54.42	50.62		52.82	0.695

Table 21: The result of baseline *DCG* in dataset *Fyelp*.

Protocol	Method	Acc_s	Acc_t	Acc_{avg}	Acc_{gap}	$PPL \downarrow$	$Dist3$
<i>Original</i>	<i>DCG</i>	91.00	77.95	84.48	-	46.66	0.723
<i>HoldOut-I.D.</i>	<i>DCG</i>	91.13	78.29	84.71	0.24	47.20	0.727
<i>HoldOut-Comp.</i>	<i>DCG</i>	91.50	77.52	84.51		47.09	0.723
<i>FewShot-I.D.</i>	<i>DCG</i>	91.66	76.63	84.15	18.86	48.05	0.727
<i>FewShot-Comp.</i>	<i>DCG</i>	69.86	66.70	68.28		48.36	0.720

Table 22: The result of baseline *DCG* in dataset *Amazon*.

Protocol	Method	Acc_s	Acc_p	Acc_t	Acc_{avg}	Acc_{gap}	$PPL \downarrow$	$Dist3$
<i>Original</i>	<i>DCG</i>	95.75	66.57	91.07	84.46	-	57.08	0.706
<i>HoldOut-I.D.</i>	<i>DCG</i>	94.49	64.33	90.38	83.07	3.35	79.05	0.703
<i>HoldOut-Comp.</i>	<i>DCG</i>	94.50	58.75	87.61	80.29		80.58	0.721
<i>ACD-I.D.</i>	<i>DCG</i>	92.64	61.59	88.79	81.01	6.09	79.86	0.668
<i>ACD-Comp.</i>	<i>DCG</i>	88.06	57.90	82.28	76.08		84.30	0.686
<i>FewShot-I.D.</i>	<i>DCG</i>	90.82	62.21	85.93	79.65	29.57	93.66	0.510
<i>FewShot-Comp.</i>	<i>DCG</i>	55.15	52.51	60.63	56.10		111.03	0.653

Table 23: The result of baseline *DCG* in dataset *YELP*.

Protocol	Method	Acc_s	Acc_{tc}	Acc_{avg}	Acc_{gap}	$PPL \downarrow$	$Dist3$
<i>Original</i>	<i>DCG</i>	72.07	96.61	84.34	-	68.44	0.592
<i>HoldOut-I.D.</i>	<i>DCG</i>	73.86	95.35	84.61	10.83	68.45	0.645
<i>HoldOut-Comp.</i>	<i>DCG</i>	56.64	94.25	75.45		76.41	0.715
<i>FewShot-I.D.</i>	<i>DCG</i>	71.64	95.21	83.43	25.58	57.87	0.603
<i>FewShot-Comp.</i>	<i>DCG</i>	40.34	83.83	62.09		60.33	0.670

Table 24: The result of baseline *DCG* in dataset *Mixture*.

Protocol	Method	Acc_s	Acc_g	Acc_c	Acc_t	Acc_{avg}	Acc_{gap}	$PPL \downarrow$	$Dist3$
<i>Original</i>	<i>Fudge</i>	67.49	51.45	37.07	59.73	53.94	-	223.31	0.732
<i>HoldOut-I.D.</i>	<i>Fudge</i>	67.09	51.45	37.15	59.71	53.85	22.54	221.77	0.726
<i>HoldOut-Comp.</i>	<i>Fudge</i>	49.61	48.80	20.91	47.50	41.71		269.55	0.728
<i>ACD-I.D.</i>	<i>Fudge</i>	67.44	48.58	36.64	60.15	53.20	24.02	213.12	0.705
<i>ACD-Comp.</i>	<i>Fudge</i>	51.01	50.34	19.17	41.17	40.42		239.45	0.718
<i>FewShot-I.D.</i>	<i>Fudge</i>	70.83	79.46	25.80	45.54	55.41	26.06	208.09	0.666
<i>FewShot-Comp.</i>	<i>Fudge</i>	47.87	45.30	20.27	50.44	40.97		282.25	0.490

Table 25: The result of baseline *Fudge* in dataset *Fyelp*.

Protocol	Method	Acc_s	Acc_t	Acc_{avg}	Acc_{gap}	$PPL \downarrow$	$Dist3$
<i>Original</i>	<i>Fudge</i>	65.40	47.64	56.52	-	185.96	0.743
<i>HoldOut-I.D.</i>	<i>Fudge</i>	64.71	47.49	56.10	38.89	192.16	0.738
<i>HoldOut-Comp.</i>	<i>Fudge</i>	51.81	16.74	34.28		188.13	0.786
<i>FewShot-I.D.</i>	<i>Fudge</i>	64.16	54.30	59.23	41.53	206.58	0.722
<i>FewShot-Comp.</i>	<i>Fudge</i>	52.05	17.21	34.63		175.48	0.772

Table 26: The result of baseline *Fudge* in dataset *Amazon*.

Protocol	Method	Acc_s	Acc_p	Acc_t	Acc_{avg}	Acc_{gap}	$PPL \downarrow$	$Dist3$
<i>Original</i>	<i>Fudge</i>	63.68	93.79	84.57	80.68	-	104.33	0.667
<i>HoldOut-I.D.</i>	<i>Fudge</i>	63.09	93.59	83.55	80.08	34.12	99.90	0.656
<i>HoldOut-Comp.</i>	<i>Fudge</i>	50.39	55.25	52.64	52.76		355.48	0.717
<i>ACD-I.D.</i>	<i>Fudge</i>	53.24	86.00	74.31	71.18	24.23	86.50	0.609
<i>ACD-Comp.</i>	<i>Fudge</i>	55.39	54.55	51.86	53.93		297.18	0.636
<i>FewShot-I.D.</i>	<i>Fudge</i>	58.32	87.32	71.32	72.32	29.29	58.13	0.481
<i>FewShot-Comp.</i>	<i>Fudge</i>	50.24	51.70	51.48	51.14		261.71	0.578

Table 27: The result of baseline *Fudge* in dataset *YELP*.

Protocol	Method	Acc_s	Acc_{tc}	Acc_{avg}	Acc_{gap}	$PPL \downarrow$	$Dist3$
<i>Original</i>	<i>Fudge</i>	56.00	42.64	49.32	-	200.42	0.483
<i>HoldOut-I.D.</i>	<i>Fudge</i>	54.22	40.51	47.37	16.34	204.05	0.487
<i>HoldOut-Comp.</i>	<i>Fudge</i>	51.96	27.29	39.63		195.15	0.254
<i>FewShot-I.D.</i>	<i>Fudge</i>	51.89	38.15	45.02	18.15	196.42	0.465
<i>FewShot-Comp.</i>	<i>Fudge</i>	48.65	25.05	36.85		180.19	0.221

Table 28: The result of baseline *Fudge* in dataset *Mixture*.

Protocol	Method	Acc_s	Acc_g	Acc_c	Acc_t	Acc_{avg}	Acc_{gap}	$PPL \downarrow$	$Dist3$
<i>Original</i>	<i>Lens</i>	96.89	59.31	77.23	70.77	76.05	-	51.09	0.555
<i>HoldOut-I.D.</i>	<i>Lens</i>	94.53	60.30	78.33	71.19	76.09	11.87	52.63	0.562
<i>HoldOut-Comp.</i>	<i>Lens</i>	77.03	56.05	78.23	56.93	67.06		52.59	0.556
<i>ACD-I.D.</i>	<i>Lens</i>	94.15	62.34	76.83	76.22	77.39	25.95	54.63	0.526
<i>ACD-Comp.</i>	<i>Lens</i>	60.80	57.27	51.68	59.49	57.31		54.15	0.469
<i>FewShot-I.D.</i>	<i>Lens</i>	97.00	70.00	74.29	84.80	81.52	36.73	50.69	0.539
<i>FewShot-Comp.</i>	<i>Lens</i>	63.60	50.63	34.18	57.92	51.58		50.25	0.501

Table 29: The result of baseline *Lens* in dataset *Fyelp*.

Protocol	Method	Acc_s	Acc_t	Acc_{avg}	Acc_{gap}	$PPL \downarrow$	$Dist3$
<i>Original</i>	<i>Lens</i>	91.67	81.52	86.60	-	68.33	0.666
<i>HoldOut-I.D.</i>	<i>Lens</i>	91.68	83.31	87.50	47.78	69.95	0.660
<i>HoldOut-Comp.</i>	<i>Lens</i>	48.26	43.12	45.69		130.07	0.663
<i>FewShot-I.D.</i>	<i>Lens</i>	90.86	81.40	86.13	49.92	71.27	0.650
<i>FewShot-Comp.</i>	<i>Lens</i>	48.85	37.40	43.13		198.37	0.587

Table 30: The result of baseline *Lens* in dataset *Amazon*.

Protocol	Method	Acc_s	Acc_p	Acc_t	Acc_{avg}	Acc_{gap}	$PPL \downarrow$	$Dist3$
<i>Original</i>	<i>Lens</i>	79.54	96.75	93.36	89.88	-	265.42	0.284
<i>HoldOut-I.D.</i>	<i>Lens</i>	71.74	96.77	95.47	87.99	36.73	121.94	0.232
<i>HoldOut-Comp.</i>	<i>Lens</i>	51.54	64.75	50.71	55.67		122.77	0.231
<i>ACD-I.D.</i>	<i>Lens</i>	83.83	90.26	96.14	90.08	47.59	121.54	0.228
<i>ACD-Comp.</i>	<i>Lens</i>	48.78	52.94	39.92	47.21		121.13	0.233
<i>FewShot-I.D.</i>	<i>Lens</i>	98.54	89.25	97.25	95.01	36.07	142.18	0.212
<i>FewShot-Comp.</i>	<i>Lens</i>	62.87	58.14	61.20	60.74		141.35	0.271

Table 31: The result of baseline *Lens* in dataset *YELP*.

Protocol	Method	Acc_s	Acc_{tc}	Acc_{avg}	Acc_{gap}	$PPL \downarrow$	$Dist3$
<i>Original</i>	<i>Lens</i>	83.11	95.46	89.29	-	110.04	0.387
<i>HoldOut-I.D.</i>	<i>Lens</i>	82.14	93.37	87.76	38.58	138.82	0.410
<i>HoldOut-Comp.</i>	<i>Lens</i>	52.00	55.79	53.90		114.13	0.397
<i>FewShot-I.D.</i>	<i>Lens</i>	81.41	95.72	88.57	43.05	116.04	0.410
<i>FewShot-Comp.</i>	<i>Lens</i>	49.36	51.52	50.44		76.73	0.418

Table 32: The result of baseline *Lens* in dataset *Mixture*.

Protocol	Method	Acc_s	Acc_g	Acc_c	Acc_t	Acc_{avg}	Acc_{gap}	$PPL \downarrow$	$Dist3$
<i>Original</i>	<i>Prior</i>	72.43	52.02	48.39	63.58	59.11	-	72.14	0.602
<i>HoldOut-I.D.</i>	<i>Prior</i>	70.82	51.96	46.51	64.13	58.36	6.37	73.95	0.607
<i>HoldOut-Comp.</i>	<i>Prior</i>	63.56	50.79	43.58	60.62	54.64		73.91	0.609
<i>ACD-I.D.</i>	<i>Prior</i>	72.96	54.53	47.62	71.36	61.62	15.14	79.37	0.624
<i>ACD-Comp.</i>	<i>Prior</i>	68.42	48.29	48.26	44.20	52.29		79.10	0.627
<i>FewShot-I.D.</i>	<i>Prior</i>	98.11	73.89	55.83	86.86	78.67	32.54	84.29	0.643
<i>FewShot-Comp.</i>	<i>Prior</i>	59.07	47.37	48.67	57.18	53.07		83.13	0.576

Table 33: The result of baseline *Prior* in dataset *Fyelp*.

Protocol	Method	Acc_s	Acc_t	Acc_{avg}	Acc_{gap}	$PPL \downarrow$	$Dist3$
<i>Original</i>	<i>Prior</i>	82.02	82.90	82.46	-	86.79	0.647
<i>HoldOut-I.D.</i>	<i>Prior</i>	83.78	79.46	81.62	40.74	86.93	0.644
<i>HoldOut-Comp.</i>	<i>Prior</i>	25.76	70.98	48.37		84.02	0.650
<i>FewShot-I.D.</i>	<i>Prior</i>	96.91	78.99	87.95	40.11	93.00	0.643
<i>FewShot-Comp.</i>	<i>Prior</i>	54.43	50.90	52.67		93.80	0.648

Table 34: The result of baseline *Prior* in dataset *Amazon*.

Protocol	Method	Acc_s	Acc_p	Acc_t	Acc_{avg}	Acc_{gap}	$PPL \downarrow$	$Dist3$
<i>Original</i>	<i>Prior</i>	70.96	65.11	82.93	73.00	-	124.68	0.477
<i>HoldOut-I.D.</i>	<i>Prior</i>	73.48	63.91	80.62	72.67	24.99	68.44	0.379
<i>HoldOut-Comp.</i>	<i>Prior</i>	55.89	51.18	56.46	54.51		65.61	0.398
<i>ACD-I.D.</i>	<i>Prior</i>	79.93	68.35	82.45	76.91	39.11	82.68	0.347
<i>ACD-Comp.</i>	<i>Prior</i>	48.45	51.56	40.48	46.83		72.61	0.344
<i>FewShot-I.D.</i>	<i>Prior</i>	89.68	77.07	96.21	87.65	39.92	98.73	0.287
<i>FewShot-Comp.</i>	<i>Prior</i>	53.36	51.62	53.00	52.66		94.69	0.345

Table 35: The result of baseline *Prior* in dataset *YELP*.

Protocol	Method	Acc_s	Acc_{tc}	Acc_{avg}	Acc_{gap}	$PPL \downarrow$	$Dist3$
<i>Original</i>	<i>Prior</i>	77.79	83.89	80.84	-	196.01	0.565
<i>HoldOut-I.D.</i>	<i>Prior</i>	81.69	82.08	81.89	48.49	205.01	0.558
<i>HoldOut-Comp.</i>	<i>Prior</i>	41.07	43.29	42.18		167.01	0.535
<i>FewShot-I.D.</i>	<i>Prior</i>	85.56	87.42	86.49	44.02	199.85	0.541
<i>FewShot-Comp.</i>	<i>Prior</i>	49.40	47.43	48.42		145.01	0.540

Table 36: The result of baseline *Prior* in dataset *Mixture*.

Protocol	Method	Acc_s	Acc_g	Acc_c	Acc_t	Acc_{avg}	Acc_{gap}	$PPL \downarrow$	$Dist3$
<i>Original</i>	<i>Con.P</i>	93.47	59.39	50.41	69.11	68.10	-	51.76	0.704
<i>HoldOut-I.D.</i>	<i>Con.P</i>	93.67	59.25	49.64	68.79	67.84	0.50	52.48	0.701
<i>HoldOut-Comp.</i>	<i>Con.P</i>	93.66	59.24	48.30	68.78	67.50		52.32	0.705
<i>ACD-I.D.</i>	<i>Con.P</i>	92.50	57.39	39.04	64.68	63.40	-0.84	53.11	0.704
<i>ACD-Comp.</i>	<i>Con.P</i>	93.85	58.24	40.18	63.44	63.93		49.78	0.745
<i>FewShot-I.D.</i>	<i>Con.P</i>	81.69	72.09	24.49	60.40	59.67	24.03	76.80	0.744
<i>FewShot-Comp.</i>	<i>Con.P</i>	58.89	47.51	22.39	52.51	45.33		86.49	0.745

Table 37: The result of baseline *Contrastive Prefix* in dataset *Fyelp*.

Protocol	Method	Acc_s	Acc_t	Acc_{avg}	Acc_{gap}	$PPL \downarrow$	$Dist3$
<i>Original</i>	<i>Con.P</i>	93.76	81.31	87.54	-	43.55	0.716
<i>HoldOut-I.D.</i>	<i>Con.P</i>	94.26	81.27	87.77	-0.50	43.84	0.713
<i>HoldOut-Comp.</i>	<i>Con.P</i>	94.67	81.74	88.21		44.49	0.716
<i>FewShot-I.D.</i>	<i>Con.P</i>	92.93	77.13	85.03	19.45	43.92	0.713
<i>FewShot-Comp.</i>	<i>Con.P</i>	82.72	54.26	68.49		43.28	0.727

Table 38: The result of baseline *Contrastive Prefix* in dataset *Amazon*.

Protocol	Method	Acc_s	Acc_p	Acc_t	Acc_{avg}	Acc_{gap}	$PPL \downarrow$	$Dist3$
<i>Original</i>	<i>Con.P</i>	98.21	87.11	99.21	94.84	-	139.13	0.709
<i>HoldOut-I.D.</i>	<i>Con.P</i>	98.03	85.91	99.26	94.40	1.71	136.04	0.687
<i>HoldOut-Comp.</i>	<i>Con.P</i>	97.36	82.11	98.89	92.79		132.21	0.707
<i>ACD-I.D.</i>	<i>Con.P</i>	96.52	80.96	98.66	92.05	3.34	139.71	0.669
<i>ACD-Comp.</i>	<i>Con.P</i>	96.27	72.73	97.93	88.98		131.12	0.674
<i>FewShot-I.D.</i>	<i>Con.P</i>	96.09	78.25	97.82	90.72	35.53	136.95	0.527
<i>FewShot-Comp.</i>	<i>Con.P</i>	60.87	52.94	61.65	58.49		132.02	0.624

Table 39: The result of baseline *Contrastive Prefix* in dataset *YELP*.

Protocol	Method	Acc_s	Acc_{tc}	Acc_{avg}	Acc_{gap}	$PPL \downarrow$	$Dist3$
<i>Original</i>	<i>Con.P</i>	75.68	95.25	85.47	-	82.73	0.676
<i>HoldOut-I.D.</i>	<i>Con.P</i>	75.87	94.08	84.98	14.16	89.59	0.681
<i>HoldOut-Comp.</i>	<i>Con.P</i>	66.82	79.07	72.95		119.74	0.778
<i>FewShot-I.D.</i>	<i>Con.P</i>	74.12	94.11	84.12	31.12	86.10	0.642
<i>FewShot-Comp.</i>	<i>Con.P</i>	52.47	63.40	57.94		111.43	0.723

Table 40: The result of baseline *Contrastive Prefix* in dataset *Mixture*.

Protocol	Method	Acc_s	Acc_g	Acc_c	Acc_t	Acc_{avg}	Acc_{gap}	$PPL \downarrow$	$Dist3$
<i>Original</i>	<i>PPLM</i>	49.86	50.00	19.91	49.91	42.42	-	355.27	0.691
<i>HoldOut-I.D.</i>	<i>PPLM</i>	50.43	50.03	20.34	50.31	42.78	0.68	351.74	0.687
<i>HoldOut-Comp.</i>	<i>PPLM</i>	49.96	50.02	19.93	50.06	42.49		365.57	0.688
<i>ACD-I.D.</i>	<i>PPLM</i>	49.30	52.75	20.62	54.55	44.31	8.31	348.59	0.688
<i>ACD-Comp.</i>	<i>PPLM</i>	50.57	47.25	19.42	45.27	40.63		329.13	0.688
<i>FewShot-I.D.</i>	<i>PPLM</i>	55.11	79.57	19.06	42.14	48.97	15.15	470.44	0.692
<i>FewShot-Comp.</i>	<i>PPLM</i>	49.42	45.79	20.09	50.90	41.55		332.87	0.686

Table 41: The result of baseline *PPLM* in dataset *Fyelp*.

Protocol	Method	Acc_s	Acc_t	Acc_{avg}	Acc_{gap}	$PPL \downarrow$	$Dist3$
<i>Original</i>	<i>PPLM</i>	49.60	16.62	33.11	-	340.99	0.689
<i>HoldOut-I.D.</i>	<i>PPLM</i>	50.31	17.24	33.78	1.51	379.86	0.689
<i>HoldOut-Comp.</i>	<i>PPLM</i>	49.64	16.89	33.27		346.97	0.691
<i>FewShot-I.D.</i>	<i>PPLM</i>	53.04	16.75	34.90	8.51	343.87	0.690
<i>FewShot-Comp.</i>	<i>PPLM</i>	47.01	16.85	31.93		355.93	0.686

Table 42: The result of baseline *PPLM* in dataset *Amazon*.

Protocol	Method	Acc_s	Acc_p	Acc_t	Acc_{avg}	Acc_{gap}	$PPL \downarrow$	$Dist3$
<i>Original</i>	<i>PPLM</i>	50.43	49.86	49.75	50.01	-	297.53	0.704
<i>HoldOut-I.D.</i>	<i>PPLM</i>	50.46	49.43	48.79	49.56	0.93	294.58	0.422
<i>HoldOut-Comp.</i>	<i>PPLM</i>	50.32	48.28	48.70	49.10		294.58	0.695
<i>ACD-I.D.</i>	<i>PPLM</i>	54.46	50.04	50.42	51.64	5.58	289.95	0.439
<i>ACD-Comp.</i>	<i>PPLM</i>	45.54	50.10	50.65	48.76		285.21	0.434
<i>FewShot-I.D.</i>	<i>PPLM</i>	49.86	49.71	51.25	50.27	0	302.25	0.492
<i>FewShot-Comp.</i>	<i>PPLM</i>	49.86	49.71	51.25	50.27		302.26	0.438

Table 43: The result of baseline *PPLM* in dataset *YELP*.

Protocol	Method	Acc_s	Acc_{tc}	Acc_{avg}	Acc_{gap}	$PPL \downarrow$	$Dist3$
<i>Original</i>	<i>PPLM</i>	51.71	24.50	38.11	-	296.57	0.704
<i>HoldOut-I.D.</i>	<i>PPLM</i>	51.18	24.93	38.06	1.21	274.16	0.690
<i>HoldOut-Comp.</i>	<i>PPLM</i>	50.14	25.05	37.60		355.92	0.702
<i>FewShot-I.D.</i>	<i>PPLM</i>	50.94	25.35	38.15	2.80	329.85	0.665
<i>FewShot-Comp.</i>	<i>PPLM</i>	48.93	25.22	37.08		332.68	0.660

Table 44: The result of baseline *PPLM* in dataset *Mixture*.

Protocol	Method	Acc_s	Acc_g	Acc_c	Acc_t	Acc_{avg}	Acc_{gap}	$PPL \downarrow$	$Dist3$
<i>Original</i>	<i>llama2</i>	66.57	52.00	32.50	56.07	51.78	-	17.64	0.473
<i>HoldOut-I.D.</i>	<i>llama2</i>	66.94	52.72	30.81	55.99	51.61	15.09	17.08	0.387
<i>HoldOut-Comp.</i>	<i>llama2</i>	56.43	49.79	20.36	48.71	43.82		16.56	0.449
<i>ACD-I.D.</i>	<i>llama2</i>	68.36	51.51	29.50	56.94	51.58	15.99	16.72	0.379
<i>ACD-Comp.</i>	<i>llama2</i>	55.31	49.37	20.67	47.96	43.33		17.34	0.371
<i>FewShot-I.D.</i>	<i>llama2</i>	65.37	52.17	29.77	56.11	50.86	12.09	17.21	0.444
<i>FewShot-Comp.</i>	<i>llama2</i>	57.59	49.17	21.07	50.99	44.71		17.46	0.374

Table 45: The result of baseline *LLaMA-2* in dataset *Fyelp*.

Protocol	Method	Acc_s	Acc_t	Acc_{avg}	Acc_{gap}	$PPL \downarrow$	$Dist3$
<i>Original</i>	<i>llama2</i>	68.10	53.10	60.60	-	15.25	0.633
<i>HoldOut-I.D.</i>	<i>llama2</i>	72.03	51.13	61.58	47.22	15.16	0.442
<i>HoldOut-Comp.</i>	<i>llama2</i>	47.86	17.14	32.50		15.50	0.622
<i>FewShot-I.D.</i>	<i>llama2</i>	75.81	51.10	63.45	49.24	15.14	0.474
<i>FewShot-Comp.</i>	<i>llama2</i>	47.86	16.57	32.21		15.23	0.474

Table 46: The result of baseline *LLaMA-2* in dataset *Amazon*.

Protocol	Method	Acc_s	Acc_p	Acc_t	Acc_{avg}	Acc_{gap}	$PPL \downarrow$	$Dist3$
<i>Original</i>	<i>llama2</i>	74.29	51.43	70.36	65.36	-	48.79	0.575
<i>HoldOut-I.D.</i>	<i>llama2</i>	70.92	53.06	72.81	65.60	27.59	46.45	0.391
<i>HoldOut-Comp.</i>	<i>llama2</i>	49.64	50.00	42.86	47.50		47.49	0.551
<i>ACD-I.D.</i>	<i>llama2</i>	68.93	54.64	72.29	65.29	22.81	54.56	0.410
<i>ACD-Comp.</i>	<i>llama2</i>	50.86	49.71	50.64	50.40		49.36	0.399
<i>FewShot-I.D.</i>	<i>llama2</i>	72.68	52.50	70.36	65.18	19.42	45.17	0.486
<i>FewShot-Comp.</i>	<i>llama2</i>	56.61	50.06	50.89	52.52		46.32	0.384

Table 47: The result of baseline *LLaMA-2* in dataset *YELP*.

Protocol	Method	Acc_s	Acc_{tc}	Acc_{avg}	Acc_{gap}	$PPL \downarrow$	$Dist3$
<i>Original</i>	<i>llama2</i>	52.14	84.64	68.39	-	27.53	0.667
<i>HoldOut-I.D.</i>	<i>llama2</i>	58.78	84.54	71.66	44.92	23.49	0.500
<i>HoldOut-Comp.</i>	<i>llama2</i>	51.07	27.86	39.47		15.65	0.686
<i>FewShot-I.D.</i>	<i>llama2</i>	56.52	86.70	71.61	40.65	26.81	0.559
<i>FewShot-Comp.</i>	<i>llama2</i>	56.79	28.21	42.50		16.57	0.558

Table 48: The result of baseline *LLaMA-2* in dataset *Mixture*.

Protocol	Method	Acc_s	Acc_g	Acc_c	Acc_t	Acc_{avg}	Acc_{gap}	$PPL \downarrow$	$Dist3$
<i>Original</i>	<i>gpt3.5</i>	66.29	52.29	28.14	57.00	50.93	-	13.41	0.454
<i>HoldOut-I.D.</i>	<i>gpt3.5</i>	67.07	51.10	27.90	56.29	50.59	7.61	13.39	0.347
<i>HoldOut-Comp.</i>	<i>gpt3.5</i>	59.05	52.06	31.11	44.76	46.74		12.50	0.652
<i>ACD-I.D.</i>	<i>gpt3.5</i>	64.25	50.68	29.34	56.43	50.17	5.74	13.52	0.347
<i>ACD-Comp.</i>	<i>gpt3.5</i>	60.12	49.45	27.77	51.80	47.29		13.29	0.369
<i>FewShot-I.D.</i>	<i>gpt3.5</i>	49.14	58.00	26.00	62.29	48.86	2.89	13.06	0.627
<i>FewShot-Comp.</i>	<i>gpt3.5</i>	68.65	48.08	25.35	47.71	47.45		13.07	0.401

Table 49: The result of baseline *ChatGPT* (gpt-3.5-turbo-0613) in dataset *Fyelp*.

Protocol	Method	Acc_s	Acc_t	Acc_{avg}	Acc_{gap}	$PPL \downarrow$	$Dist3$
<i>Original</i>	<i>gpt3.5</i>	77.86	33.33	55.59	-	14.13	0.670
<i>HoldOut-I.D.</i>	<i>gpt3.5</i>	74.72	36.54	55.63	15.69	14.50	0.417
<i>HoldOut-Comp.</i>	<i>gpt3.5</i>	75.71	18.10	46.90		14.94	0.667
<i>FewShot-I.D.</i>	<i>gpt3.5</i>	79.29	36.43	57.86	20.26	14.50	0.472
<i>FewShot-Comp.</i>	<i>gpt3.5</i>	71.52	20.76	46.14		14.24	0.474

Table 50: The result of baseline *ChatGPT* (gpt-3.5-turbo-0613) in dataset *Amazon*.

Protocol	Method	Acc_s	Acc_p	Acc_t	Acc_{avg}	Acc_{gap}	$PPL \downarrow$	$Dist3$
<i>Original</i>	<i>gpt3.5</i>	53.57	51.43	66.79	57.26	-	25.58	0.596
<i>HoldOut-I.D.</i>	<i>gpt3.5</i>	60.97	50.41	65.77	59.05	6.86	26.43	0.367
<i>HoldOut-Comp.</i>	<i>gpt3.5</i>	67.14	50.36	47.50	55.00		26.41	0.614
<i>ACD-I.D.</i>	<i>gpt3.5</i>	60.86	51.43	67.71	60.00	4.88	25.76	0.400
<i>ACD-Comp.</i>	<i>gpt3.5</i>	71.07	50.71	49.43	57.07		28.81	0.421
<i>FewShot-I.D.</i>	<i>gpt3.5</i>	58.75	51.07	68.21	59.34	5.73	27.61	0.498
<i>FewShot-Comp.</i>	<i>gpt3.5</i>	65.42	50.54	51.85	55.94		26.98	0.384

Table 51: The result of baseline *ChatGPT* (gpt-3.5-turbo-0613) in dataset *YELP*.

Protocol	Method	Acc_s	Acc_{tc}	Acc_{avg}	Acc_{gap}	$PPL \downarrow$	$Dist3$
<i>Original</i>	<i>gpt3.5</i>	69.64	62.86	66.25	-	19.00	0.722
<i>HoldOut-I.D.</i>	<i>gpt3.5</i>	63.47	58.93	61.20	21.23	18.84	0.500
<i>HoldOut-Comp.</i>	<i>gpt3.5</i>	66.43	30.00	48.21		20.10	0.707
<i>FewShot-I.D.</i>	<i>gpt3.5</i>	60.09	60.89	60.49	19.85	19.31	0.583
<i>FewShot-Comp.</i>	<i>gpt3.5</i>	67.41	29.55	48.48		16.54	0.562

Table 52: The result of baseline *ChatGPT* (gpt-3.5-turbo-0613) in dataset *Mixture*.