

# CLUE: A Clinical Language Understanding Evaluation for LLMs

Amin Dada<sup>1</sup> Osman Alperen Koraş<sup>1</sup> Marie Bauer<sup>1</sup> Amanda Butler Contreras<sup>2</sup>  
Kaleb E Smith<sup>2</sup> Constantin Marc Seibold<sup>1</sup> Jens Kleesiek<sup>1,3,4,5</sup>

<sup>1</sup>Institute for AI in Medicine (IKIM), University Hospital Essen (AöR), Essen, Germany  
<sup>2</sup>NVIDIA, Santa Clara, CA, USA

<sup>3</sup>Cancer Research Center Cologne Essen (CCCE), West German Cancer Center Essen  
University Hospital Essen (AöR), Essen, Germany

<sup>4</sup>German Cancer Consortium (DKTK, Partner site Essen), Heidelberg, Germany

<sup>5</sup>Department of Physics, TU Dortmund, Dortmund, Germany

## Abstract

Large Language Models (LLMs) are expected to significantly contribute to patient care, diagnostics, and administrative processes. Emerging biomedical LLMs aim to address healthcare-specific challenges, including privacy demands and computational constraints. Assessing the models' suitability for this sensitive application area is of the utmost importance. However, evaluation has primarily been limited to non-clinical tasks, which do not reflect the complexity of practical clinical applications. To fill this gap, we present the Clinical Language Understanding Evaluation (CLUE), a benchmark tailored to evaluate LLMs on clinical tasks. CLUE includes six tasks to test the practical applicability of LLMs in complex healthcare settings. Our evaluation includes a total of 25 LLMs. In contrast to previous evaluations, CLUE shows a decrease in performance for nine out of twelve biomedical models. Our benchmark represents a step towards a standardized approach to evaluating and developing LLMs in healthcare to align future model development with the real-world needs of clinical application. We open-source all evaluation scripts and datasets for future research: <https://github.com/TIO-IKIM/CLUE>

## 1 Introduction

The introduction of Large Language Models (LLMs) into the healthcare sector marks the beginning of a transformative period for medical practitioners, promising significant advancements in the quality and efficiency of patient care (Moor et al., 2023). In clinical research settings, these advances are driven by open-source LLMs, specifically the development of biomedical LLMs (Luo et al., 2023; Chen et al., 2023; Labrak et al., 2024). These models are tailored to the medical sector to deliver improved performance with fewer parameters than their general-domain counterparts.

Despite the promise these models hold, their

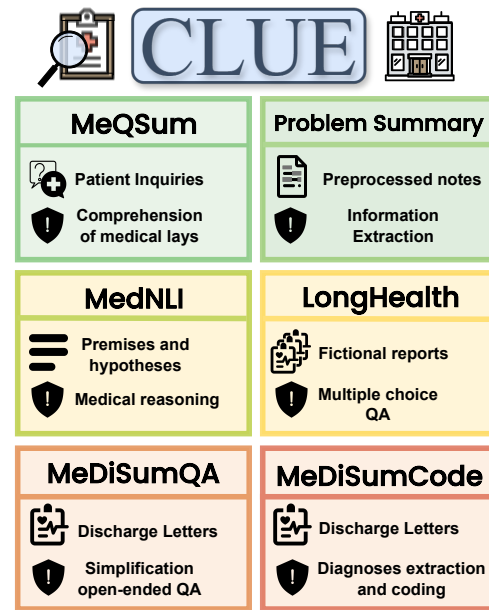


Figure 1: The proposed CLUE Benchmark consists of six clinical tasks ranging from answering patient inquiries to multi-document knowledge extraction and simplification.

evaluation has predominantly focused on constructed medical questions, such as exam quizzes (Han et al., 2023; Toma et al., 2023; Chen et al., 2023; Labrak et al., 2024; Gururajan et al., 2024; Griot et al., 2024). While indicative of the models' medical knowledge, these assessments do not adequately reflect the complexity and diversity of clinical settings they are intended for.

Moreover, the number of released general and biomedical LLMs is immense and biomedical evaluations settings are often not overlapping or even contradict each other (Touvron et al., 2023a; Han et al., 2023; Jiang et al., 2023; Touvron et al., 2023b; Toma et al., 2023; Chen et al., 2023; Li et al., 2023; Tunstall et al., 2023; Jiang et al., 2024; Labrak et al., 2024; Gururajan et al., 2024; Griot

et al., 2024; Christophe et al., 2024; Abdin et al., 2024). This rapid evolution poses challenges in determining the most appropriate LLMs for clinical applications at any given moment, including assessing whether the latest general LLMs surpass the performance of previous domain-specific LLMs. To clarify this highly dynamic landscape, it is essential to implement ongoing evaluations using a standardized benchmark.

Catering to this demand, our study introduces the Clinical Language Understanding Evaluation (CLUE), a novel benchmark specifically designed to assess LLMs in the context of practical downstream tasks in healthcare in a comparable setting. CLUE is based on clinical documents and provides a comprehensive framework for evaluating the performance of LLMs. The benchmark consists of six clinical tasks that probe a diverse set of model abilities, including medical reasoning, information extraction, simplification, coding, and summarization, offering a robust challenge to test the essential capabilities of these models in a clinical setting. This allows us to analyze the strengths and shortcomings of 25 models. We include open-source models to address typical demands for data privacy regulations in clinical environments (Liu et al., 2023; Wang et al., 2023).

In summary, our initiative to develop CLUE and conduct a thorough evaluation of both biomedical and general-domain LLMs aims to bridge the current knowledge gap in testing these technologies in healthcare. By challenging models with a wide set of clinical tasks, our benchmark seeks to pave the way for more informed decisions in the deployment of LLMs in medical settings, ultimately enhancing patient care and streamlining the workload of healthcare professionals.

## 2 Related Work

### 2.1 Large Language Models in the clinical domain

With the transformer architecture (Vaswani et al., 2017), automatic language processing gained noticeable traction (Hossain et al., 2019; Wolf et al., 2019), which has led to the development of initial foundation models for not only general language processing (Devlin et al., 2018; Conneau and Lample, 2019; Raffel et al., 2020) but also the specialized medical context (Liu et al., 2021; Yan et al., 2022; Rasmy et al., 2021). This progression has only been accelerated since the reveal of ChatGPT

in late 2022 as the potential use for dynamically usable LLMs has been spread through the public. Commercial models such as Palm (Chowdhery et al., 2022) and GPT4 (Achiam et al., 2023) seem to deliver great performances for various tasks that at first glance might rival specialists (Yunxiang et al., 2023; Nori et al., 2023; Lee et al., 2023; Thirunavukarasu et al., 2023), but on more thorough investigation show noticeable discrepancies (Lee et al., 2023). Shortly after the release of commercial models, a surge of open-source alternatives like Llama (Touvron et al., 2023a; Wu et al., 2023), Alpaca (Taori et al., 2023) and Mistral (Jiang et al., 2023) followed them. To deliver better performance on medical tasks, these models were pre-trained on medical data (Han et al., 2023; Peng et al., 2023a,b; Labrak et al., 2024). The specific evaluation settings, such as whether a model is fine-tuned on downstream tasks, how many examples are given, and techniques like chain-of-thought prompting, often vary, making the results impossible to compare. CLUE addresses this by evaluating models in a uniform setting on clinically relevant tasks.

### 2.2 Medical evaluation of LLMs

Evaluation of medical LLMs has predominantly focused on datasets comprising multiple choice exam questions, such as MMLU (Hendrycks et al., 2021), MEDQA (Jin et al., 2021), MedMCQA (Pal et al., 2022), and synthetic questions generated from PubMed articles (Jin et al., 2019). These tasks are a good way to test the representation of medical knowledge in models and, to some extent, their medical reasoning capabilities. However, they fail to address several critical aspects necessary for effective real-world medical applications, such as the comprehension of complex patient cases from semi-structured documents with medical jargon and abbreviations, the reformulation of information for tasks like summarization, the translation between lay and specialist language, and the answering of open-ended questions. Furthermore, recent work has reported severe issues with data contamination of LLM evaluation (Magar and Schwartz, 2022; Shi et al., 2024), specifically with regards to MMLU (Deng et al., 2023), and proposed solutions to mitigate these issues (Li et al., 2024; Deng et al., 2023).

This evaluation paradigm highlights a notable gap in that none of the models were assessed using clinical text datasets. Despite the requirement for extensive medical knowledge and reasoning in

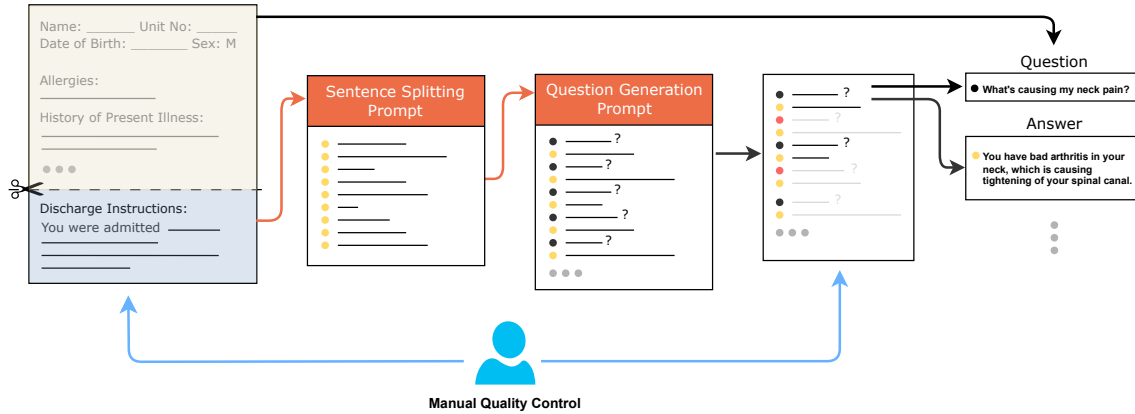


Figure 2: An overview of the MeDiSumQA generation process. In the first phase we use an LLM to split the discharge instructions to sentences. We then formulate question-answer pairs based on the sentence. These candidates are then manually check for our quality criteria. The hand-selected form the final MeDiSumQA dataset.

addressing these quizzes, the nature of the texts vastly differs from that of clinical documents. Clinical documents are characterized by their irregular structure, frequent jargon, typing errors, and abbreviations that vary across medical specialties and regions, and their typically greater length than quiz questions, leading to a less homogeneous domain of texts.

DR.BENCH (Gao et al., 2023) is a benchmark focusing on clinical documents but predominantly consists of traditional encoder model tasks, such as extractive question-answering, sequence tagging, and text classification, rendering it less suitable for a comprehensive evaluation of LLMs. Kweon et al. (2024) introduced a multiple-choice question-answering dataset derived from MIMIC-IV Electronic Health Records (EHR), and Adams et al. (2024) released another MCQA dataset based on fictive reports concerning constructed patient cases. However, both studies refrained from evaluating biomedical LLMs on their datasets. CLUE combines appropriate existing tasks with novel tasks for a standardized clinical evaluation of general-domain and biomedical models.

### 3 CLUE Benchmark

CLUE includes six clinical document tasks, which encompass information extraction, summarization, clinical reasoning, simplification, and coding. These tasks are designed to better assess the practical applications of LLMs in clinical settings. Table 1 in Appendix summarizes the characteristics of these tasks. We provide prompt examples for each task in Figures 9, 10, 11, 12, 13, and 14 in Appendix B.3.

### 3.1 MeDiSumQA

**MeDiSumQA** is a novel medical open question-answering dataset we derived from MIMIC-IV (Johnson et al., 2021) discharge summaries.

#### 3.1.1 Dataset Generation

Some of the discharge summaries contain a discharge letter to the patient. This letter summarizes the central information of the report in condensed and simple language and contains follow-up instructions. Based on these letters, we generate question-answer pairs using Meta’s Llama-3-70B-Instruct (AI@Meta, 2024). The questions are formulated from the patient’s view, and the answers are based on information that was given to the patient. For construction, we filter for documents containing a specific string<sup>1</sup> that marks the beginning of the discharge letter. The creation process is divided into three phases that are visualized in Figure 2.

In the first phase, we split the text into sentences (for details, see A.1). In the second phase, we prompted the LLM to generate question-answer pairs from the list of sentences for each document. We instruct the LLM to ground each answer in one or more sentences so we can check the quality manually. After completing the first two phases, we have a list of question-answer pairs. In the third phase, these candidates are manually reviewed, and high-quality examples are selected based on the following criteria:

**Detail:** We observed that some information in discharge letters did not match the rest of

<sup>1</sup>“You were admitted to the hospital”

the discharge summary due to medical details that were not communicated in the letter.

**Difficulty:** We found that some generated answers were too obvious, or the questions were so specific that they gave away the answer.

**Ambiguity:** Many questions lacked clear answers. For instance, a question about a procedure performed for diagnosis is answered by mentioning a CT scan. However, the full report also listed laboratory tests as diagnostically relevant.

Figure 8 in Appendix A.1 lists some examples of problematic pairs and selected pairs.

As a last step, we remove the discharge letters from the original documents to pair the questions and answers with the resulting documents.

### 3.1.2 Task Qualities

This task requires models to perform multiple skills simultaneously. They must read and comprehend discharge summaries to fully understand the patient’s case, extract relevant details to answer specific questions about the patient’s condition and treatment and rephrase and simplify the information to ensure it is easily understandable by the patient. Additionally, the models need a robust understanding of medical knowledge and clinical guidelines to infer and provide appropriate follow-up advice accurately.

This multifaceted challenge assesses the LLM’s ability to integrate comprehension, extraction, communication, and domain-specific expertise in a clinical context.

## 3.2 MeDiSumCode

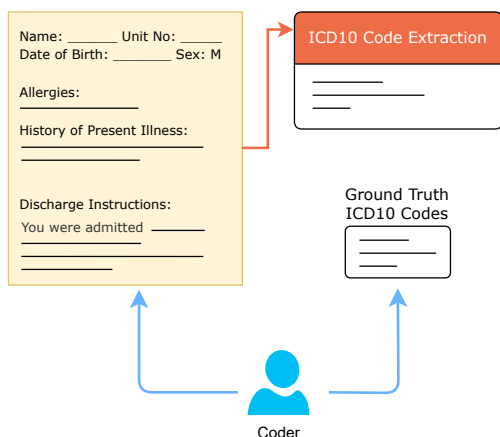


Figure 3: An overview of the MeDiSumCode dataset.

Coding of discharge summaries involves assigning International Classification of Diseases (ICD) (Organization, 2004) codes to diagnoses and procedures. This task is necessary for patient records, billing, and statistical analysis in healthcare.

### 3.2.1 Dataset Generation

Using MIMIC-IV, we generate an ICD-10 prediction dataset by leveraging the hosp module, which contains manually annotated ICD-10 codes for primary and secondary diagnoses and corresponding discharge summaries. Figure 3 shows that our process links discharge summaries to their respective ICD-10 codes using the unique hospital admission ID. This linkage allows us to create a cohesive dataset where each discharge summary is accurately paired with its diagnostic codes, providing both the inputs (discharge summaries) and the labels (ICD-10 codes) for model evaluation.

### 3.2.2 Task Qualities

This task is challenging for several reasons. First, it requires accurate identification of relevant diagnoses from complex and long clinical text. Second, the system must have detailed knowledge of the vast ICD-10 coding system, which contains over 70,000 codes, in order to accurately match these diagnoses. This requires a large database of codes and an understanding of the medical conditions they represent. Finally, matching diagnoses to the correct ICD-10 codes involves reasoning to combine both prior steps for a prediction.

**MeDiSumCode** assesses an LLM’s ability to extract relevant information from complex text accurately, possess detailed knowledge of a specialized coding system, and employ reasoning to integrate these elements for precise predictions.

## 3.3 MedNLI

The basis for **MedNLI** (Romanov and Shivade, 2018) are clinical notes from the MIMIC III (Johnson et al., 2016) dataset. Sentences are sampled from medical history sections and given to clinicians. Based on each sentence, generate three hypotheses—contradictory, neutral, and entailed—. Models are tested by predicting the logical relationship between the premise and these hypotheses.

The input length of this dataset is extremely small, making it well suited to measuring the ability for clinical reasoning regardless of the difficulty of LLMs on long inputs.



### 3.4 MeQSum

MeQSum (Ben Abacha and Demner-Fushman, 2019) consists of 1,000 consumer health inquiries from the U.S. National Library of Medicine that medical experts manually summarized. This task provides a good complement to clinical documents written by medical staff, as it checks whether models are able to understand lay language.

MeQSum probes if LLMs are able to identify key information patient queries and reformulate them to brief, directed medically sound queries.

### 3.5 ProblemSummary

This task was first described by Gao et al. (2022) and utilizes clinical notes organized according to the widely recognized SOAP principle, which divides notes into Subjective, Objective, Assessment, and Plan sections (Weed, 1964). For this task, only the Subjective and Assessment sections were employed as inputs for the models, with the Objective portion being excluded. Based on this information, models are assigned to predict a patient’s current health problems.

Similar to MedNLI, the input length of this dataset is quite short, allowing us to test basic information extraction abilities without requiring a long context window.

### 3.6 LongHealth

The LongHealth (Adams et al., 2024) dataset contains 20 fictional patient records with various diseases. The reports are designed to be long and thus present an additional challenge to LLMs, as their performance has previously been shown to worsen with increasing input length (Levy et al., 2024). Evaluation is split into three sub-tasks: The first sub-task measures how well models can answer questions about long documents. Sub-task two increases the input length by including unrelated documents. The third sub-task removes the relevant document, and a new answer option is added to state that the information is not available.

This task measures a model’s comprehension of complex clinical documents, its ability to retain this performance on long inputs, and its tendency to hallucinate an answer when information is not available.

### 3.7 Metrics

For open-ended tasks, we report the F1-score between the model predictions and ground truth unigrams (ROUGE-1), bigram (ROUGE-2), and the

longest common subsequence (ROUGE-L)<sup>2</sup> (Lin, 2004). We compute the BERTScore (Zhang et al., 2019) on clinical documents to measure semantic similarity using an encoder trained on MIMIC III<sup>3</sup> (Alsentzer et al., 2019). We first tuned the score rescaling baselines for MIMIC IV discharge summaries. For Problem Summaries and MeDiSumQA, we also extract the Unified Medical Language System (UMLS) (Bodenreider, 2004) entities with scispacy (Neumann et al., 2019) and compute their F1-score to consider medical abbreviations and synonyms. When evaluating MedDiSumCode, we calculate the ratio of valid ICD-10 codes. We use the python package icd10-cm<sup>4</sup> to probe the validity of ICD-10 codes. We distinguish between exact match (EM) and the match of the first three characters of the codes, which is an approximate match (AP) based on the hierarchical structure of ICD-10 codes.

Following the SuperGLUE benchmark (Wang et al., 2019), we compute an aggregate score for both levels by averaging all over all datasets. For datasets with more than one metric, we first compute the average score of the dataset.

## 4 Experimental setup

We evaluated 25 language models, including general domain and specialized biomedical models. Since some biomedical models were not instruction-tuned, we also included general domain base models for a fair comparison. Our evaluation aims to (1) rank current openly available models, (2) assess whether biomedical models or general domain instruction-tuned models are more suitable for specific clinical scenarios, and (3) measure the effects of continuous biomedical training.

### 4.1 General-domain models

We include both the instruction-tuned and base checkpoints of Llama2-7B, Llama2-70B (Touvron et al., 2023b), Mistral-7B-v0.1 (Jiang et al., 2023), Meta-Llama-3-8B-Instruct and Meta-Llama-3-70B-Instruct (AI@Meta, 2024) since they serve as a basis for several biomedically fine-tuned models. Additionally, we include zephyr-7b-beta (Tunstall et al., 2023), Mistral-7B-Instruct-v0.2 (Jiang et al., 2023), Phi-3-mini-128k-instruct (Abdin et al., 2024), Mixtral-8x7B and Mixtral-8x22B (Jiang et al., 2024) due to their general popularity.

<sup>2</sup><https://huggingface.co/spaces/evaluate-metric/rouge>

<sup>3</sup>[emilyalsentzer/Bio\\_ClinicalBERT](https://github.com/emilyalsentzer/Bio_ClinicalBERT)

<sup>4</sup><https://pypi.org/project/icd10-cm/>

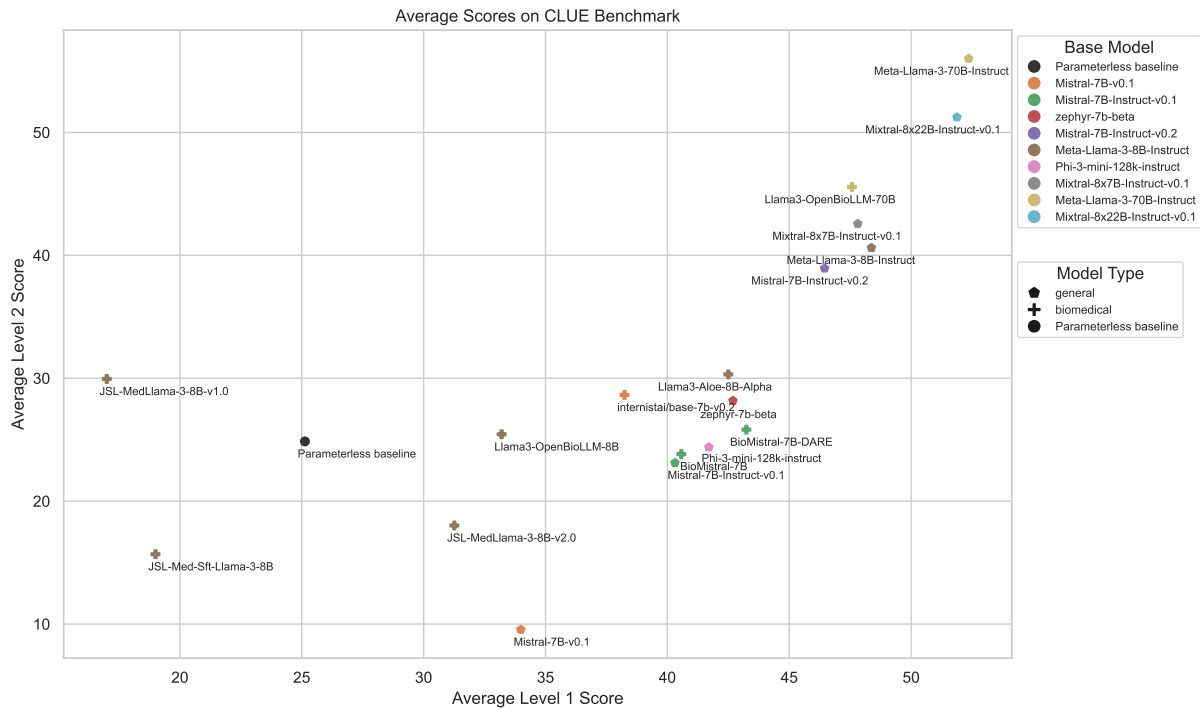


Figure 4: The average level 1 and level 2 scores. Models that share the same base are displayed in the same color.

Since the context length of Llama2-based models is insufficient to read all MIMIC discharge summaries and LongHealth documents, we split the evaluation into two levels: The first one with input sizes of less than 1,000 words on average and level two with more than 1,000 on average with long documents. Table 1 in Appendix A shows the average number of words per input for all tasks.

## 4.2 Biomedical Models

Table 2 in B.2 shows the biomedical LLMs we evaluate in our experiments. Meditron-7B and 70B (Chen et al., 2023) are continuously pre-trained from Llama-2-7B (Touvron et al., 2023a). The pretraining dataset consists of 48.1B tokens (Chen et al., 2023). In contrast to Meditron, internistai/base-7b-v0.2 (Griot et al., 2024) was only trained on 2.3B tokens with a focus on data quality based on Mistral-7B-v0.1 (Jiang et al., 2023). BioMistral (Labrak et al., 2024) is another continuously pre-trained model that was based on Mistral-7B-Instruct-v0.1. They use weight-merging algorithms such as DARE (Yu et al., 2023) to combine the weights of their biomedical model and the original instruction-tuned model. Toma et al. (2023) released ClinicalCamel, a language model based on Llama-2-70B. A more recent model was published by (Gururajan et al., 2024) and is based on Meta’s Llama3 (AI@Meta, 2024).

They employed Direct Preference Optimization (DPO) and supervised fine-tuning (SFT) to train instruction-tuned models. A similar fine-tuning procedure was done for Llama3-OpenBioLLM-8B and Llama3-OpenBioLLM-70B (Ankit Pal, 2024). However, no information on the training process has been provided yet. Finally, the models JSL-Med-Sft-Llama-3-8B (John Snow Labs, 2024a), JSL-MedLlama-3-8B-v1.0 (John Snow Labs, 2024b) and JSL-MedLlama-3-8B-v2.0 (John Snow Labs, 2024c) also fine-tuned Llama3 variants with very limited available information.

## 4.3 Baselines

For each score, we provide a lower bound for meaningful predictions as a baseline to facilitate the interpretability of the scores. We use the expected value for random answer selection for the two data sets with finitely many answers, MedNLI and LongHealth. For MeQSum and MeDiSumQA, we use the unchanged input as a prediction. In the case of Problem Summary, we extract all UMLS entities from the input and use them as predictions. Finally, for MeDiSumCode, we collect all ICD-10 codes occurring in the dataset and draw random codes from this set.

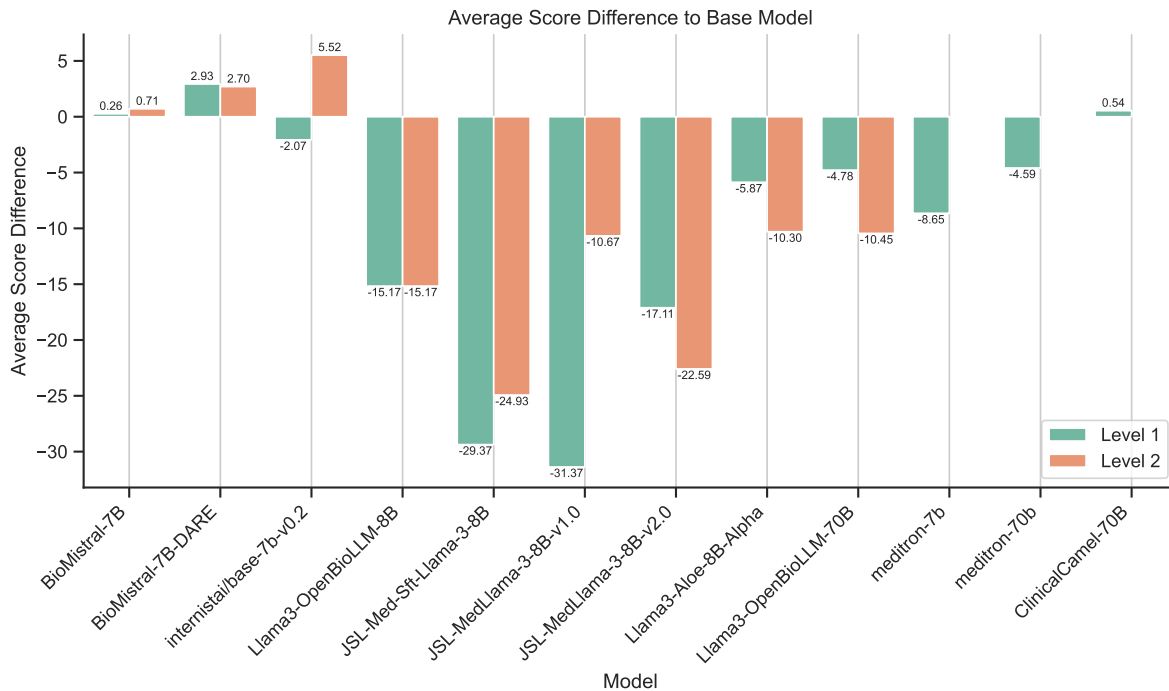


Figure 5: The relative difference between biomedical models and their base model.

## 5 Results

We present the benchmark results in Figures 4 and 5. Detailed scores for all models are in Table 3 of Appendix C.

Figure 4 shows that overall the general-domain models Meta-Llama-3-70B-Instruct, Mixtral-8x22B-Instruct-0.1 and Meta-Llama-3-8B-Instruct score the highest. The biomedical model Llama3-OpenBioLLM-70B is also among these models, however clearly behind its base model Meta-Llama-3-70B-Instruct. The lower left quadrant is mainly filled with biomedical models, with some scoring below the baseline.

For well-performing models, the difference between level 1 scores is generally smaller than the difference between level 2 scores. This indicates the expressiveness of LongHealth and the newly introduced tasks MeDiSumQA and MeDiSumCode.

### 5.1 Effect of biomedical fine-tuning

For many biomedical models, there is a clear decline in performance, which is visualized in Figure 5. While models based on Mistral-7B-v0.1 improve up to 5.52 points, models based on Meta-Llama-3 show a very clear decrease with drops of up to 31.37 points. The remaining models, Meditron-7B, Meditron-70B, and ClinicalCamel-70B, are also not able to improve the original Llama2-70B

performance, while the instruction-tuned general domain Llama2-70B very clearly outperforms the biomedical models. (see Appendix C).

### 5.2 Error Analysis

Major contributions to the performance drop of biomedical models are task 3 of LongHealth and the MeDiSumCode valid code scores. Since LongHealth Task 3 measures how often a model returns no answer if the requested information is not in the input document, it indicates the frequency of hallucinations. Similarly, the valid code scores in MeDiSumCode show models often invent ICD-10 codes. Models that have a low valid code score often start to count up the numbers in ICD codes instead of actually predicting valid codes. Examples of this behavior are listed in Appendix C.1. LongHealth task 3 reveals a drastic change from Meta-Llama-3-8B-Instruct, which scored 56.25, to Llama3-OpenBioLLM-8B, which only scored 1.55. Similarly, Llama3-OpenBioLLM-70B also performs poorly compared to Meta-Llama-3-70B-Instruct on this task.

In addition to increased hallucinations, we observed that biomedically fine-tuned models often exhibit generation loops, wherein they repetitively produce the same sequences without reaching a conclusion. This looping behavior significantly

hampers the models' ability to generate coherent and relevant responses. Examples of this phenomenon have been observed in various tasks, highlighting the consistent nature of these generation loops.

Another common issue identified in poorly performing models is their inability to adhere to the prescribed instruction format, particularly in tasks involving long inputs at level 2. This problem is notably pronounced in tasks such as LongHealth, where the expectation is for models to produce answers in a strict, parseable format.

## 6 Discussion

### 6.1 Effect of biomedical training

Our analysis reveals a notable decline in performance for several models following biomedical training, observable after both continuous pre-training and methods like SFT and DPO. An outlier in this trend is BioMistral-DARE, which employed weight merging with the original instruction-tuned checkpoint. This suggests that such a training approach may mitigate the adverse effects of fine-tuning.

However, the superior performance of Mistral-7B-Instruct-v0.2, which shares the same architecture as BioMistral-7B-DARE, implies that an enhanced general domain pre-training dataset might have a more profound impact than fine-tuning alone. Assessing this conclusively is challenging, given the lack of details regarding the pre-training data for Mistral-7B-Instruct-v0.2.

Additionally, many models trained using SFT relied on generated data, hinting that performance issues may stem from data quality. `internistai/base-7b-v0.2`, which was trained on high-quality data, showed the highest improvement in performance on level 2 tasks, supporting the hypothesis that data quality is crucial.

All biomedical models that showed improvement are based on the relatively low-scoring Mistral-7B-Instruct-v0.1. This leads us to our final hypothesis: these improvements might address gaps that more recent general-domain models, such as Meta-Llama-3 and Mistral-7B-Instruct-v0.2, have already overcome.

Therefore, we conclude that biomedical training with currently existing methods and datasets is not beneficial for models in clinical settings. Future research could be focused on novel training methods that counteract model performance deterioration or

focus on datasets that address this issue.

### 6.2 Concerns About Data Contamination

Recently, data contamination has emerged as a significant concern in LLMs, particularly for open benchmarks like Huggingface's Open LLM Leaderboard. This problem arises when the datasets used for evaluation have overlaps with training datasets, or when LLMs have been pre-trained or fine-tuned on the evaluation datasets themselves. Such contamination compromises the integrity of the evaluation process, skewing test results by favoring models for their memorization capabilities rather than their ability to generalize. Consequently, this has spurred a surge in research to address this issue (Li et al., 2024; Deng et al., 2023).

Accidental data contamination is less likely in datasets derived from sources such as MIMIC, where, for example, ICD-10 codes are not directly available but must be extracted separately. However, the risk of intentional benchmark manipulation persists. One approach to mitigate this is through the involvement of trusted entities, such as hospitals that have access to private data, to create their own confidential datasets. To foster the development of new datasets based on report summaries and allow users to assess LLMs with their private data, we will make our source code for the dataset generation process publicly available.

## 7 Conclusion

In conclusion, our study reveals that current biomedical LLMs are not competing effectively with general-domain models in clinical settings. While some biomedical models improved marginally, more recent models based on Meta-Llama-3 are underperforming. Fine-tuning these models with domain-specific data often results in decreased performance, introducing issues such as hallucinations and reduced model stability. This starkly contrasts traditional MCQA evaluations, such as USMLE, where biomedical models have previously shown superior performance. The introduction of the CLUE benchmark highlights these discrepancies, providing a more accurate and practical assessment of LLM capabilities in real-world healthcare applications. These findings underscore the need for ongoing evaluation and refinement to ensure the effective deployment of LLMs in medical practice.



## Limitations

Our study has several limitations that should be considered. Due to the significant computational resources required to run LLMs with up to 141 billion parameters, we did not explore the impact of various model configurations, such as temperature settings, or advanced techniques like chain-of-thought prompting on model performance. Future research should investigate these aspects to gain a more comprehensive understanding of their effects. Additionally, our new datasets are based on publicly available data from MIMIC-IV. As such, we cannot completely prevent data contamination. This limitation underscores the need for future research into robust methods for mitigating data contamination, which is crucial for ensuring the validity of any public LLM benchmark. While we presented novel insights in this paper, their application to clinical data requires further investigation. Future work should refine these methods to enhance their applicability and reliability in clinical settings. Furthermore, our evaluation primarily focused on tasks involving clinical documents and their relevance, but it was not conducted in a realistic clinical setting. Therefore, extensive evaluation through prospective clinical trials is necessary to meet the required safety levels before applying these models to clinical environments.

## References

- Marah Abdin, Sam Ade Jacobs, Ammar Ahmad Awan, Jyoti Aneja, Ahmed Awadallah, Hany Awadalla, Nguyen Bach, Amit Bahree, Arash Bakhtiari, Harkirat Behl, et al. 2024. Phi-3 technical report: A highly capable language model locally on your phone. *arXiv preprint arXiv:2404.14219*.
- Josh Achiam, Steven Adler, Sandhini Agarwal, Lama Ahmad, Ilge Akkaya, Florencia Leoni Aleman, Diogo Almeida, Janko Altschmidt, Sam Altman, Shyamal Anadkat, et al. 2023. Gpt-4 technical report. *arXiv preprint arXiv:2303.08774*.
- Lisa Adams, Felix Busch, Tianyu Han, Jean-Baptiste Excoffier, Matthieu Ortala, Alexander Löser, Hugo JW Aerts, Jakob Nikolas Kather, Daniel Truhn, and Keno Bressen. 2024. [LongHealth: A Question Answering Benchmark with Long Clinical Documents](#). *Preprint*, arxiv:2401.14490.
- AI@Meta. 2024. [Llama 3 model card](#).
- Emily Alsentzer, John Murphy, William Boag, Wei-Hung Weng, Di Jindi, Tristan Naumann, and Matthew McDermott. 2019. [Publicly available clinical BERT embeddings](#). In *Proceedings of the 2nd Clinical Natural Language Processing Workshop*, pages 72–78, Minneapolis, Minnesota, USA. Association for Computational Linguistics.
- Malaikannan Sankarasubbu Ankit Pal. 2024. [Openbiollms: Advancing open-source large language models for healthcare and life sciences](#). <https://huggingface.co/aaditya/OpenBioLLM-Llama3-70B>.
- Asma Ben Abacha and Dina Demner-Fushman. 2019. On the summarization of consumer health questions. In *Proceedings of the 57th Annual Meeting of the Association for Computational Linguistics, ACL 2019, Florence, Italy, July 28th - August 2*.
- Olivier Bodenreider. 2004. The unified medical language system (umls): integrating biomedical terminology. *Nucleic acids research*, 32(suppl\_1):D267–D270.
- Zeming Chen, Alejandro Hernández Cano, Angelika Romanou, Antoine Bonnet, Kyle Matoba, Francesco Salvi, Matteo Pagliardini, Simin Fan, Andreas Köpf, Amirkeivan Mohtashami, Alexandre Sallinen, Alireza Sakhaeirad, Vinitra Swamy, Igor Krawczuk, Deniz Bayazit, Axel Marmet, Syrielle Montariol, Mary-Anne Hartley, Martin Jaggi, and Antoine Bosselut. 2023. [MEDITRON-70B: Scaling Medical Pretraining for Large Language Models](#). *Preprint*, arxiv:2311.16079.
- Aakanksha Chowdhery, Sharan Narang, Jacob Devlin, Maarten Bosma, Gaurav Mishra, Adam Roberts, Paul Barham, Hyung Won Chung, Charles Sutton, Sebastian Gehrmann, et al. 2022. Palm: Scaling language modeling with pathways. *arXiv 2022. arXiv preprint arXiv:2204.02311*, 10.
- Clément Christophe, Praveen K Kanithi, Prateek Munjal, Tathagata Raha, Nasir Hayat, Ronnie Rajan, Ahmed Al-Mahrooqi, Avani Gupta, Muhammad Umar Salman, Gurpreet Gosal, Bhargav Kanakiya, Charles Chen, Natalia Vassilieva, Boulbaba Ben Amor, Marco AF Pimentel, and Shadab Khan. 2024. [Med42 – evaluating fine-tuning strategies for medical llms: Full-parameter vs. parameter-efficient approaches](#).
- Alexis Conneau and Guillaume Lample. 2019. Cross-lingual language model pretraining. *Advances in neural information processing systems*, 32.
- Chunyu Deng, Yilun Zhao, Xiangru Tang, Mark Gestein, and Arman Cohan. 2023. [Investigating data contamination in modern benchmarks for large language models](#). *Preprint*, arXiv:2311.09783.
- Jacob Devlin, Ming-Wei Chang, Kenton Lee, and Kristina Toutanova. 2018. Bert: Pre-training of deep bidirectional transformers for language understanding. *arXiv preprint arXiv:1810.04805*.
- Yanjun Gao, Dmitriy Dligach, Timothy Miller, John Caskey, Brihat Sharma, Matthew M Churpek, and Majid Afshar. 2023. [Dr. bench: Diagnostic reasoning](#)

- benchmark for clinical natural language processing. *Journal of Biomedical Informatics*, 138:104286.
- Yanjun Gao, Dmitriy Dligach, Timothy Miller, Dongfang Xu, Matthew M. M. Churpek, and Majid Afshar. 2022. Summarizing Patients’ Problems from Hospital Progress Notes Using Pre-trained Sequence-to-Sequence Models. In *Proceedings of the 29th International Conference on Computational Linguistics*, pages 2979–2991, Gyeongju, Republic of Korea. International Committee on Computational Linguistics.
- Maxime Griot, Coralie Hemptinne, Jean Vanderdonckt, and Demet Yuksel. 2024. [Impact of high-quality, mixed-domain data on the performance of medical language models](#). *Journal of the American Medical Informatics Association*, page ocae120.
- Ashwin Kumar Gururajan, Enrique Lopez-Cuena, Jordi Bayarri-Planas, Adrian Tormos, Daniel Hincos, Pablo Bernabeu-Perez, Anna Arias-Duart, Pablo Agustin Martin-Torres, Lucia Urcelay-Ganzabal, Marta Gonzalez-Mallo, Sergio Alvarez-Napagao, Eduard Ayguadé-Parra, and Ulises Cortés Dario Garcia-Gasulla. 2024. [Aloe: A family of fine-tuned open healthcare llms](#). *Preprint*, arXiv:2405.01886.
- Tianyu Han, Lisa C. Adams, Jens-Michalis Papaioannou, Paul Grundmann, Tom Oberhauser, Alexander Löser, Daniel Truhn, and Keno K. Bresssem. 2023. [MedAlpaca – An Open-Source Collection of Medical Conversational AI Models and Training Data](#). *Preprint*, arxiv:2304.08247.
- Dan Hendrycks, Collin Burns, Steven Basart, Andy Zou, Mantas Mazeika, Dawn Song, and Jacob Steinhardt. 2021. [Measuring massive multitask language understanding](#). In *International Conference on Learning Representations*.
- MD Zakir Hossain, Ferdous Sohel, Mohd Fairuz Shiratuddin, and Hamid Laga. 2019. A comprehensive survey of deep learning for image captioning. *ACM Computing Surveys (CSUR)*, 51(6):1–36.
- Albert Q Jiang, Alexandre Sablayrolles, Arthur Mensch, Chris Bamford, Devendra Singh Chaplot, Diego de las Casas, Florian Bressand, Gianna Lengyel, Guillaume Lample, Lucile Saulnier, et al. 2023. [Mistral 7b](#). *arXiv preprint arXiv:2310.06825*.
- Albert Q. Jiang, Alexandre Sablayrolles, Antoine Roux, Arthur Mensch, Blanche Savary, Chris Bamford, Devendra Singh Chaplot, Diego de las Casas, Emma Bou Hanna, Florian Bressand, Gianna Lengyel, Guillaume Bour, Guillaume Lample, L lio Renard Lavaud, Lucile Saulnier, Marie-Anne Lachaux, Pierre Stock, Sandeep Subramanian, Sophia Yang, Szymon Antoniak, Teven Le Scao, Th ophile Gervet, Thibaut Lavril, Thomas Wang, Timoth e Lacroix, and William El Sayed. 2024. [Mistral of experts](#). *Preprint*, arXiv:2401.04088.
- Di Jin, Eileen Pan, Nassim Oufattole, Wei-Hung Weng, Hanyi Fang, and Peter Szolovits. 2021. What disease does this patient have? a large-scale open domain question answering dataset from medical exams. *Applied Sciences*, 11(14):6421.
- Qiao Jin, Bhuwan Dhingra, Zhengping Liu, William Cohen, and Xinghua Lu. 2019. [PubMedQA: A dataset for biomedical research question answering](#). In *Proceedings of the 2019 Conference on Empirical Methods in Natural Language Processing and the 9th International Joint Conference on Natural Language Processing (EMNLP-IJCNLP)*, pages 2567–2577, Hong Kong, China. Association for Computational Linguistics.
- John Snow Labs. 2024a. <https://huggingface.co/johnsnowlabs/JSL-Med-Sft-Llama-3-8B>.
- John Snow Labs. 2024b. <https://huggingface.co/johnsnowlabs/JSL-MedLlama-3-8B-v1.0>.
- John Snow Labs. 2024c. <https://huggingface.co/johnsnowlabs/JSL-MedLlama-3-8B-v2.0>.
- Alistair Johnson, Lucas Bulgarelli, Tom Pollard, Steven Horng, Leo Anthony Celi, and Roger Mark. 2021. [Mimic-iv](#).
- Alistair EW Johnson, Tom J Pollard, Lu Shen, Li-wei H Lehman, Mengling Feng, Mohammad Ghassemi, Benjamin Moody, Peter Szolovits, Leo Anthony Celi, and Roger G Mark. 2016. [Mimic-iii](#), a freely accessible critical care database. *Scientific data*, 3(1):1–9.
- Sunjun Kweon, Jiyoun Kim, Heeyoung Kwak, Dongchul Cha, Hangyul Yoon, Kwanghyun Kim, Seunghyun Won, and Edward Choi. 2024. [Ehrnoteqa: A patient-specific question answering benchmark for evaluating large language models in clinical settings](#). *Preprint*, arXiv:2402.16040.
- Yanis Labrak, Adrien Bazoge, Emmanuel Morin, Pierre-Antoine Gourraud, Mickael Rouvier, and Richard Dufour. 2024. [BioMistral: A Collection of Open-Source Pretrained Large Language Models for Medical Domains](#). *Preprint*, arxiv:2402.10373.
- Peter Lee, Sebastien Bubeck, and Joseph Petro. 2023. [Benefits, limits, and risks of gpt-4 as an ai chatbot for medicine](#). *New England Journal of Medicine*, 388(13):1233–1239.
- Mosh Levy, Alon Jacoby, and Yoav Goldberg. 2024. [Same task, more tokens: the impact of input length on the reasoning performance of large language models](#). *Preprint*, arXiv:2402.14848.
- Yuanzhi Li, S bastien Bubeck, Ronen Eldan, Allie Del Giorno, Suriya Gunasekar, and Yin Tat Lee. 2023. [Textbooks are all you need ii: phi-1.5 technical report](#). *arXiv preprint arXiv:2309.05463*.
- Yucheng Li, Frank Guerin, and Chenghua Lin. 2024. [An open source data contamination report for large language models](#). *Preprint*, arXiv:2310.17589.

- Chin-Yew Lin. 2004. **ROUGE: A package for automatic evaluation of summaries**. In *Text Summarization Branches Out*, pages 74–81, Barcelona, Spain. Association for Computational Linguistics.
- Jialin Liu, Changyu Wang, and Siru Liu. 2023. Utility of chatgpt in clinical practice. *Journal of Medical Internet Research*, 25:e48568.
- Ning Liu, Qian Hu, Huayun Xu, Xing Xu, and Mengxin Chen. 2021. Med-bert: A pretraining framework for medical records named entity recognition. *IEEE Transactions on Industrial Informatics*, 18(8):5600–5608.
- Yizhen Luo, Jiahuan Zhang, Siqi Fan, Kai Yang, Yushuai Wu, Mu Qiao, and Zaiqing Nie. 2023. **BioMedGPT: Open Multimodal Generative Pre-trained Transformer for BioMedicine**. *arXiv preprint ArXiv:2308.09442* [cs] version: 2.
- Inbal Magar and Roy Schwartz. 2022. **Data Contamination: From Memorization to Exploitation**. In *Proceedings of the 60th Annual Meeting of the Association for Computational Linguistics (Volume 2: Short Papers)*, pages 157–165, Dublin, Ireland. Association for Computational Linguistics.
- Michael Moor, Oishi Banerjee, Zahra Shakeri Hossein Abad, Harlan M Krumholz, Jure Leskovec, Eric J Topol, and Pranav Rajpurkar. 2023. Foundation models for generalist medical artificial intelligence. *Nature*, 616(7956):259–265.
- Mark Neumann, Daniel King, Iz Beltagy, and Waleed Ammar. 2019. **ScispaCy: Fast and Robust Models for Biomedical Natural Language Processing**. In *Proceedings of the 18th BioNLP Workshop and Shared Task*, pages 319–327, Florence, Italy. Association for Computational Linguistics.
- Harsha Nori, Nicholas King, Scott Mayer McKinney, Dean Carignan, and Eric Horvitz. 2023. Capabilities of gpt-4 on medical challenge problems. *arXiv preprint arXiv:2303.13375*.
- World Health Organization. 2004. Icd-10 : international statistical classification of diseases and related health problems : tenth revision.
- Ankit Pal, Logesh Kumar Umapathi, and Malaikannan Sankarasubbu. 2022. **Medmcqa: A large-scale multi-subject multi-choice dataset for medical domain question answering**. In *Proceedings of the Conference on Health, Inference, and Learning*, volume 174 of *Proceedings of Machine Learning Research*, pages 248–260. PMLR.
- Cheng Peng, Xi Yang, Aokun Chen, Kaleb E Smith, Nima PourNejatian, Anthony B Costa, Cheryl Martin, Mona G Flores, Ying Zhang, Tanja Magoc, et al. 2023a. A study of generative large language model for medical research and healthcare. *NPJ Digital Medicine*, 6(1):210.
- Cheng Peng, Xi Yang, Aokun Chen, Zehao Yu, Kaleb E Smith, Anthony B Costa, Mona G Flores, Jiang Bian, and Yonghui Wu. 2023b. Generative large language models are all-purpose text analytics engines: Text-to-text learning is all your need. *arXiv preprint arXiv:2312.06099*.
- Colin Raffel, Noam Shazeer, Adam Roberts, Katherine Lee, Sharan Narang, Michael Matena, Yanqi Zhou, Wei Li, and Peter J Liu. 2020. Exploring the limits of transfer learning with a unified text-to-text transformer. *Journal of machine learning research*, 21(140):1–67.
- Laila Rasmy, Yang Xiang, Ziqian Xie, Cui Tao, and Degui Zhi. 2021. Med-bert: pretrained contextualized embeddings on large-scale structured electronic health records for disease prediction. *NPJ digital medicine*, 4(1):86.
- Alexey Romanov and Chaitanya Shivade. 2018. **Lessons from natural language inference in the clinical domain**. *CoRR*, abs/1808.06752.
- Weijia Shi, Anirudh Ajith, Mengzhou Xia, Yangsibo Huang, Daogao Liu, Terra Blevins, Danqi Chen, and Luke Zettlemoyer. 2024. **Detecting Pretraining Data from Large Language Models**. *Preprint*, arxiv:2310.16789.
- Rohan Taori, Ishaan Gulrajani, Tianyi Zhang, Yann Dubois, Xuechen Li, Carlos Guestrin, Percy Liang, and Tatsunori B. Hashimoto. 2023. Stanford alpaca: An instruction-following llama model. [https://github.com/tatsu-lab/stanford\\_alpaca](https://github.com/tatsu-lab/stanford_alpaca).
- Arun James Thirunavukarasu, Darren Shu Jeng Ting, Kabilan Elangovan, Laura Gutierrez, Ting Fang Tan, and Daniel Shu Wei Ting. 2023. Large language models in medicine. *Nature medicine*, 29(8):1930–1940.
- Augustin Toma, Patrick R Lawler, Jimmy Ba, Rahul G Krishnan, Barry B Rubin, and Bo Wang. 2023. Clinical camel: An open-source expert-level medical language model with dialogue-based knowledge encoding. *arXiv preprint arXiv:2305.12031*.
- Hugo Touvron, Louis Martin, Kevin Stone, Peter Albert, Amjad Almahairi, Yasmine Babaei, Nikolay Bashlykov, Soumya Batra, Prajjwal Bhargava, Shruti Bhosale, Dan Bikel, Lukas Blecher, Cristian Canton Ferrer, Moya Chen, Guillem Cucurull, David Esiobu, Jude Fernandes, Jeremy Fu, Wenyin Fu, Brian Fuller, Cynthia Gao, Vedanuj Goswami, Naman Goyal, Anthony Hartshorn, Saghar Hosseini, Rui Hou, Hakan Inan, Marcin Kardas, Viktor Kerkez, Madian Khabsa, Isabel Kloumann, Artem Korenev, Punit Singh Koura, Marie-Anne Lachaux, Thibaut Lavril, Jenya Lee, Diana Liskovich, Yinghai Lu, Yuning Mao, Xavier Martinet, Todor Mihaylov, Pushkar Mishra, Igor Molybog, Yixin Nie, Andrew Poulton, Jeremy Reizenstein, Rashi Rungta, Kalyan Saladi, Alan Schelten, Ruan Silva, Eric Michael Smith, Ranjan Subramanian, Xiaoqing Ellen Tan, Binh Tang, Ross Taylor, Adina



- Williams, Jian Xiang Kuan, Puxin Xu, Zheng Yan, Iliyan Zarov, Yuchen Zhang, Angela Fan, Melanie Kambadur, Sharan Narang, Aurelien Rodriguez, Robert Stojnic, Sergey Edunov, and Thomas Scialom. 2023a. [Llama 2: Open Foundation and Fine-Tuned Chat Models](#). *Preprint*, arxiv:2307.09288.
- Hugo Touvron, Louis Martin, Kevin Stone, Peter Albert, Amjad Almahairi, Yasmine Babaei, Nikolay Bashlykov, Soumya Batra, Prajjwal Bhargava, Shruti Bhosale, et al. 2023b. [Llama 2: Open foundation and fine-tuned chat models](#). *arXiv preprint arXiv:2307.09288*.
- Lewis Tunstall, Edward Beeching, Nathan Lambert, Nazneen Rajani, Kashif Rasul, Younes Belkada, Shengyi Huang, Leandro von Werra, Cl  mentine Fourrier, Nathan Habib, Nathan Sarrazin, Omar Sanseviero, Alexander M. Rush, and Thomas Wolf. 2023. [Zephyr: Direct distillation of lm alignment](#). *Preprint*, arXiv:2310.16944.
- Ashish Vaswani, Noam Shazeer, Niki Parmar, Jakob Uszkoreit, Llion Jones, Aidan N Gomez, Łukasz Kaiser, and Illia Polosukhin. 2017. [Attention is all you need](#). In *Advances in Neural Information Processing Systems*, volume 30. Curran Associates, Inc.
- Alex Wang, Yada Pruksachatkun, Nikita Nangia, Amanpreet Singh, Julian Michael, Felix Hill, Omer Levy, and Samuel Bowman. 2019. [Superglue: A stickier benchmark for general-purpose language understanding systems](#). In *Advances in Neural Information Processing Systems*, volume 32. Curran Associates, Inc.
- Changyu Wang, Siru Liu, Hao Yang, Jiulin Guo, Yuxuan Wu, and Jialin Liu. 2023. Ethical considerations of using chatgpt in health care. *Journal of Medical Internet Research*, 25:e48009.
- Lawrence L. Weed. 1964. [Medical records, patient care, and medical education](#). *Irish Journal of Medical Science*, 39(6):271–282.
- Thomas Wolf, Lysandre Debut, Victor Sanh, Julien Chaumond, Clement Delangue, Anthony Moi, Pi  ric Cistac, Tim Rault, R  mi Louf, Morgan Funtowicz, et al. 2019. Huggingface’s transformers: State-of-the-art natural language processing. *arXiv preprint arXiv:1910.03771*.
- Chaoyi Wu, Weixiong Lin, Xiaoman Zhang, Ya Zhang, Yanfeng Wang, and Weidi Xie. 2023. [PMC-LLaMA: Towards Building Open-source Language Models for Medicine](#). *Preprint*, arxiv:2304.14454.
- An Yan, Julian McAuley, Xing Lu, Jiang Du, Eric Y Chang, Amilcare Gentili, and Chun-Nan Hsu. 2022. Radbert: adapting transformer-based language models to radiology. *Radiology: Artificial Intelligence*, 4(4):e210258.
- Le Yu, Bowen Yu, Haiyang Yu, Fei Huang, and Yongbin Li. 2023. Language models are super mario: Absorbing abilities from homologous models as a free lunch. *arXiv preprint arXiv:2311.03099*.
- Li Yunxiang, Li Zihan, Zhang Kai, Dan Ruilong, and Zhang You. 2023. Chatdoctor: A medical chat model fine-tuned on llama model using medical domain knowledge. *arXiv preprint arXiv:2303.14070*.
- Tianyi Zhang, Varsha Kishore, Felix Wu, Kilian Q Weinberger, and Yoav Artzi. 2019. Bertscore: Evaluating text generation with bert. In *International Conference on Learning Representations*.

## A Task Details

The characteristics of all included tasks are summarized in Table 1.

### A.1 MeDiSumQA Generation

We do not use a classic sentence splitter (e.g., NLTK), as these do not work reliably due to the irregular formatting and placeholders introduced by anonymization. Instead, we prompt an LLM to split the text into sentences without changing anything else. We make sure that the LLM has not changed the sentences by checking whether the sentences can be found in the original document via exact string matching. Figure 6 shows our prompt for this.

We manually select the final examples for the dataset based on correctness, difficulty, and ambiguity. Figure 8 shows representative examples of pairs we filtered out.

## B Experimental setup

### B.1 Computational Resources

All experiments were conducted on an NVIDIA DGX A100 640GB node with 8x NVIDIA A100 80GB Tensor Core GPUs within three days, resulting in approximately 1536 GPU hours.

### B.2 Models

Table 2 lists all biomedical models we evaluated.

### B.3 Prompting

We apply few-shot prompting and use the instruction template on Hugging Face for the instruction-tuned models. For the other models, we concatenate the system prompt, few-shot examples, and user prompt into one string separated by double newlines. For the level one evaluation, we performed 3-shot prompting. For level two, we provide one shot with the exception of LongHealth, where we provide no examples due to the content length.

Figures 9, 10, 11, 12, 13, and 14 are showing the prompt formats we are using for the different



Dataset	Samples	Mean Words	Metrics	Focus
MedNLI	1425	20.81	Accuracy	Clinical reasoning
MeQSum	1000	60.77	R-L, R-1, R-2, BERT F1	Summarization
LongHealth	400	5536.82	Accuracy	Information extraction
Prob.Sum.	237	123.5	R-L, R-1, R-2, BERT F1, UMLS F1	Information extraction
MeDiSumQA	453	1451.79	R-L, R-1, R-2, BERT F1, UMLS F1	Simplification/Clinical reasoning
MeDiSumCode	500	1515.32	EM F1, AP F1, Valid Code	Information extraction / Coding

Table 1: An overview of the characteristics of the tasks CLUE consists of.

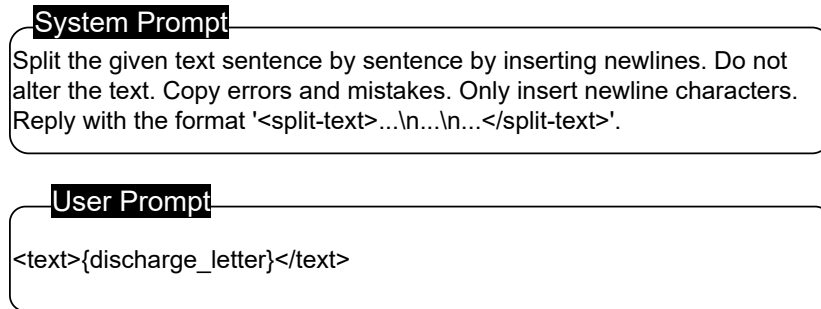


Figure 6: The prompt we use to split the discharge instructions into sentences.

benchmark tasks. If the input length allowed this, we also included sample texts from the datasets.

## C Results

Table 3 shows the detailed benchmark results for all models.

### C.1 Error Analysis

Figure 15 shows some examples of the described type of error with regard to counting.

Model Name	Base Model	Type of Training
Mditron-7b	llama2-7b	Continued pretraining
Internist.ai 7b	Mistral-7B-v0.1	Continued pretraining + SFT
BioMistral-7B	Mistral-7B-Instruct-v0.1	Continued pretraining
BioMistral-7B-DARE	Mistral-7B-Instruct-v0.1	Continued pretraining +DARE
Llama3-OpenBioLLM-8B	Meta-Llama-3-8B-Instruct	SFT + DPO
JSL-Med-Sft-Llama-3-8B	Meta-Llama-3-8B-Instruct	Unknown
JSL-MedLlama-3-8B-v1.0	Meta-Llama-3-8B-Instruct	Unknown
JSL-MedLlama-3-8B-v2.0	Meta-Llama-3-8B-Instruct	Unknown
Llama3-Aloe-8B-Alpha	Meta-Llama-3-8B-Instruct	SFT + DPO
Meditron-70B	Llama-2-70b	Continued pretraining
ClinicalCamel-70B	llama2-70b	SFT
Llama3-OpenBioLLM-70B	Meta-Llama-3-70B-Instruct	SFT + DPO

Table 2: Evaluated Biomedical Models

**System Prompt**

You are a helpful assistant that is specialized in medical topics. You will be given a list of sentences that contain information about a patient. Based on the information in the statements, formulate challenging questions from the perspective of the patient. Also provide the answers which should be one or a combination of different given sentences.

**1-shot example**

**User Prompt**

Sentences:

1. You were admitted to the hospital for chest pain.
2. In the hospital you were ruled out for a heart attack and your pain was reproduced with touching the chest, suggesting a musculoskeletal cause of your discomfort.
3. You were discharged with a planned stress test as an outpatient.
4. There were no changes made to your medication regimen.

**Assistant Response**

Question: What was the initial reason for my hospital admission?

Answer: Chest pain (Statement 1)

Question: What did the hospital rule out as a cause of my chest pain, and what finding suggested an alternative cause?

Answer: The hospital ruled out a heart attack, by reproducing the pain with touching the chest, suggesting a musculoskeletal cause (Statement 2).

Question: What further evaluation should I plan after discharge from the hospital?

Answer: Stress test as an outpatient (Statement 3)

Question: Was there any change in my medication regimen during the hospital stay?

Answer: No (Statement 4)

**User Prompt**

Sentences:  
{sentences}

Figure 7: The prompts we are using to generate MeDiSumQA.

**Detail**

Question: What test results suggested that the chest pain was unlikely to be from a heart attack?

Answer: Normal cardiac enzymes and EKG.

Explanation: The full discharge summary, mentions that a persantine-thallium stress test revealed no perfusion defects. However, this detail was not mentioned in the discharge letter

**Difficulty**

Question: What daily activity is recommended to monitor my condition, and what should I do if I gain more than 3 lbs?

Answer: You should weigh yourself every day, and contact your primary care doctor if you gain more than 3 lbs.

Explanation: The second question already indicates that the recommended daily activity has to do with weighting.

**Ambiguity**

Question: What was a significant finding during my hospital stay?

Answer: You were dehydrated.

Explanation: Technically, the answer is correct, but the full discharge summary lists plenty of other significant findings.

**Positive Examples**

Question: What did the imaging tests reveal about my brain and heart?

Answer: We found evidence of several small strokes in your brain, some of which occurred in the past and some that are more recent. Additionally, you have a condition called a patent foramen ovale in your heart.

Question: What was the reason for my electrolyte abnormalities?

Answer: We think that your symptoms might be caused by a viral infection or possibly a side effect of the medication Lexapro that you're taking.

Question: What additional conditions were found in my right foot besides cellulitis?

Answer: You were diagnosed with a stress fracture and plantar fasciitis.

Figure 8: This figure shows representative examples of issues we detected with some of the generated questions-answer pairs.



**System Prompt**

You are a highly skilled assistant, specifically trained to assist patients. Your primary responsibility will be to summarize patient inquiries as concise question. You will be given such a patient inquiry. You will be expected to summarize and rewrite the inquiry as a concise question. Only write out the question. Do not add any other text.

**3-shot examples**

**User Prompt**

-----PATIENT INQUIRY-----  
SUBJECT: hearing loss  
MESSAGE: have you experience in hearing loss due to autoimmune disorder called Cogan syndrome? If yes I will contact you for my 18year old son.  
-----END PATIENT INQUIRY-----

**Assistant Response**

Question: Can Cogan syndrome cause hearing loss?



**User Prompt**

-----PATIENT INQUIRY-----  
[...]  
-----END PATIENT INQUIRY-----

Figure 9: MeQSum prompt format with example.

**System Prompt**

You are a highly skilled and detail-oriented assistant, specifically trained to assist medical professionals in interpreting and extracting key information from medical documents. Your primary responsibility will be to analyze discharge letters from hospitals. You will receive an excerpt of such a discharge letter. Your task is to summarize the diagnoses and problems that led to the patient's hospitalization.

**3-shot examples**

**User Prompt**

-----BEGIN DISCHARGE LETTER-----  
Chief Complaint: 24 Hour Events: -post cath check okay -epistaxis resolved -  
RISB 68, converted to PSV 15/5. -Tele with frequent PVCs Allergies: No Known  
Drug Allergies  
  
78 year-old man with history as above who was referred from OSH for a  
cardiac catheterization secondary to persistent shortness of breath. Pt  
had [**\*\*Year (4 digits) \*\***] placed in distal RCA for 90% lesion. Procedure was  
complicated  
for significant epistaxis following NGT placement. Integrelin and  
heparin held. Pt did received plavix load and aspirin.  
-----END DISCHARGE LETTER-----  
Now respond with the list of diagnoses and patient problems. Do not generate  
anything else.

**Assistant Response**

Diagnoses/Patient problems: Coronary Artery Disease, Chronic systolic heart  
failure



**User Prompt**

-----BEGIN DISCHARGE LETTER-----  
[...]  
-----END DISCHARGE LETTER-----

Figure 10: Problem Summary prompt format with example.

**System Prompt**

You are a highly skilled assistant, specifically trained to assist medical professionals. You will receive two sentences labeled 'SENTENCE\_1' and 'SENTENCE\_2', respectively. Your task is to determine the logical relation between the two sentences. Valid answers are: ENTAILMENT, NEUTRAL or CONTRADICTION.

**3-shot examples**

**User Prompt**

SENTENCE\_1: In the ED, initial VS revealed T 98.9, HR 73, BP 121/90, RR 15, O2 sat 98% on RA.  
SENTENCE\_2: The patient is hemodynamically stable

**Assistant Response**

entailment



**User Prompt**

SENTENCE\_1: [...]  
SENTENCE\_2: [...]

Figure 11: MedNLI prompt format with example.

### System Prompt

You are a highly skilled and detail-oriented assistant, specifically trained to assist medical professionals in interpreting and extracting key information from medical documents. Your primary responsibility will be to analyze discharge letters from hospitals. When you receive one or more of these letters, you will be expected to carefully review the contents and accurately answer multiple-choice questions related to these documents.

Your answers should be:

1. Accurate: Make sure your answers are based on the information provided in the letters.
2. Concise: Provide brief and direct answers without unnecessary elaboration.
3. Contextual: Consider the context and specifics of each question to provide the most relevant information.

Remember, your job is to streamline the physician's decision-making process by providing them with accurate and relevant information from discharge summaries. Efficiency and reliability are key.

### User Prompt

-----BEGIN DOCUMENTS-----

{documents}

-----END DOCUMENTS-----

{question\_text}

{options}

Please answer using the following format:

1. Begin your answer with the phrase "The correct answer is".
2. State the letter of the correct option (e.g., A, B, C, D, E).
3. Follow the letter with a colon and the exact text of the option you chose.
4. Make sure your answer is a single, concise sentence.

For example, if the correct answer to a question is option C, and the text for C is 'Acute Bronchitis', your answer should be:

'The correct answer is C: Acute bronchitis.'

Figure 12: LongHealth prompt format.



### System Prompt

You are a highly skilled assistant, specifically trained to assist patients. Your primary responsibility will be to work with discharge letters from hospitals. You should carefully review the contents and accurately answer questions related to the described case. Keep your answer as short as possible only focussing on the most relevant information. Simplify the information in a patient-friendly way and avoid extensive details or expert terminology. If the requested information is not given in the document, try to deduce it on the basis of the information provided.

Here are some examples for good answers:

-----BEGIN EXAMPLES-----

Question: What type of medication was prescribed for my high blood pressure?

Answer: We prescribed a beta-blocker called metoprolol to help manage your high blood pressure.

Question: How was my condition diagnosed?

Answer: We performed a chest X-ray and a CT scan, which revealed that you had fluid in your lungs.

Question: What was the reason for my persistent cough, and what was the treatment?

Answer: Your persistent cough was due to an upper respiratory infection, and we treated it with a course of antibiotics to address the infection and a cough suppressant to relieve symptoms.

Question: What kind of test was performed to check my thyroid function?

Answer: We performed a blood test called a thyroid function test to measure your hormone levels.

Question: What type of vaccine did I receive today?

Answer: You received the influenza vaccine to help protect you against the flu this season.

-----END EXAMPLES-----

Use a similar choice of words and level of detail as in the examples.

---

### 1-shot example

#### User Prompt

-----BEGIN DISCHARGE LETTER-----

{discharge\_summary}

-----END DISCHARGE LETTER-----

Question: What was the outcome of my virtual colonoscopy?

#### Assistant Response

Answer: We did not find any polyps, masses, or signs of inflammatory disease in your examination.

---

#### User Prompt

-----BEGIN DISCHARGE LETTER-----

{discharge\_summary}

-----END DISCHARGE LETTER-----

What side effect did I experience from taking Clozapine, and how was it managed?

Figure 13: MeDiSumQA prompt format.

**System Prompt**

You are a highly skilled and detail-oriented assistant, specifically trained to assist medical professionals in interpreting and extracting key information from medical documents. Your primary responsibility will be to analyze discharge letters from hospitals. You will be given such a discharge letter. Your task is to identify all primary and secondary diagnoses from the report and list their respective ICD-10 codes.

**1-shot example**

**User Prompt**

-----BEGIN DISCHARGE LETTER-----  
{discharge\_summary}

-----END DISCHARGE LETTER-----

Now return the list of diagnoses ICD-10 codes you found. Only list the ICD-10 codes. Do not generate anything else.

**Assistant Response**

ICD-10 Codes: F321, F1010, R45851

**User Prompt**

-----BEGIN DISCHARGE LETTER-----  
{discharge\_summary}

-----END DISCHARGE LETTER-----

Now return the list of diagnoses ICD-10 codes you found. Only list the ICD-10 codes. Do not generate anything else.

Figure 14: MeDiSumCode prompt format.



Figure 15: Biomedical models that show the described counting behavior compared to their base model.

	MedNLI		Problem Summary					MeQSum			
	Level 1 Score	Acc	R-L	R-1	R-2	BERT F1	UMLS F1	R-L	R-1	R-2	BERT F1
baseline	25.13	33.33	6.22	8.53	1.58	61.07	8.24	14.96	18.99	7.21	58.62
llama2-7b (Touvron et al., 2023a)	20.11	29.51	5.97	7.35	2.11	59.45	9.06	7.16	8.58	2.89	37.5
meditron-7b <sup>†</sup> (Chen et al., 2023)	11.46	2.39	6.49	7.87	2.59	59.57	12.52	6.17	7.47	2.53	40.53
llama2-7b-hf (Touvron et al., 2023a)	36.94	41.27	17.43	22.25	6.93	66.33	21.62	36.45	39.99	18.13	75.98
Mistral-7B-v0.1 (Jiang et al., 2023)	33.99	67.54	7.07	8.99	3.17	60.74	15.67	6.28	7.86	2.49	44.6
internistai/base-7b-v0.2 <sup>†</sup> (Griot et al., 2024)	25.98	50.00	4.67	6.08	1.59	57.87	6.8	5	5.85	0.74	38.54
BioMistral-7B <sup>†</sup> (Labrak et al., 2024)	40.79	62.32	18	21.85	8.63	66.96	20.92	24.58	27.38	12.1	67.05
BioMistral-7B-DARE <sup>†</sup> (Labrak et al., 2024)	43.24	66.76	18.81	22.92	8.93	68.93	22.65	26.16	29.69	13.49	68.68
Mistral-7B-Instruct-v0.1 (Jiang et al., 2023)	40.31	64.79	14.46	18.6	6.26	65.79	20.08	21.85	25.26	11.17	66.15
zephyr-7b-beta (Tunstall et al., 2023)	42.69	68.45	14.81	19.91	5.98	67.39	19.2	25.66	29.81	12.33	68.85
Mistral-7B-Instruct-v0.2	46.45	69.93	19.57	25.59	8.92	69.64	22.07	33.54	37.47	16.61	73.47
Meta-Llama-3-8B-Instruct	48.37	74.08	22.7	28.52	9.87	71.45	25.32	32.2	36.49	16.37	72.74
Llama3-OpenBioLLM-8B <sup>†</sup>	33.20	44.93	10.82	13.62	4.03	64.14	15.67	26.21	29.41	14.03	62.39
Llama3-Aloe-8B-Alpha <sup>†</sup> (Gururajan et al., 2024)	42.50	73.94	9.47	12.3	4.06	65.56	15	23.78	27.02	12.31	66.01
JSL-Med-Sft-Llama-3-8B <sup>†</sup>	19.00	29.08	4.59	5.75	1.61	57.69	8.75	6.57	7.73	2.99	31.70
JSL-MedLlama-3-8B-v1.0 <sup>†</sup>	17.00	13.31	12.87	15.40	4.73	65.18	18.42	6.02	7.19	2.43	41.78
JSL-MedLlama-3-8B-v2.0 <sup>†</sup>	31.26	35.70	8.16	10.61	2.94	64.48	13.17	30.93	34.54	16.31	71.03
Phi-3-mini-128k-instruct	41.70	57.25	19.8	23.72	8.47	70.27	21.06	32.05	35.85	15.81	73.01
Mixtral-8x7B-Instruct-v0.1 (Jiang et al., 2024)	47.81	76.48	17.44	23.39	7.7	68.56	19.51	32.47	36.38	16.86	72.8
llama2-70b (Touvron et al., 2023b)	35.17	76.27	7.13	8.77	3.15	59.61	14.34	3.75	4.15	1.05	33.59
meditron-70b (Chen et al., 2023)	30.58	63.52	7.22	8.91	3.21	60.08	13.91	2.95	3.24	0.76	31.27
ClinicalCamel-70B (Toma et al., 2023) <sup>†</sup>	35.71	64.65	8.62	10.83	3.71	59.94	12.34	16.96	18.8	8.49	49.3
llama2-70b-hf (Touvron et al., 2023b)	42.90	61.69	14.43	19.81	6.14	65.07	21.37	34.91	38.81	18.48	74.37
Meta-Llama-3-70B-Instruct	52.36	79.37	25.43	33.16	13.01	73	29.12	36.57	40.2	19.3	75.74
Llama3-OpenBioLLM-70B <sup>†</sup>	47.57	80.85	12.1	16.67	5.58	66.51	17.74	30.72	34.31	15.55	71.99
Mixtral-8x22B-Instruct-v0.1	51.88	84.93	17.97	22.6	8.17	69.29	22.31	36.15	39.94	19.45	75.02

	Level 2 Score	LongHealth			MeDiSumQA					MeDiSumCode		
		Task 1	Task 2	Task 3	R-L	R-1	R-2	BERT F1	UMLS F1	EM F1	AP F1	Valid Code
baseline	24.86	20.00	20.00	16.66	13.11	15.76	2.82	60.22	12.74	0.88	3.44	100.00
Mistral-7B-v0.1	9.55	0.60	0.55	0.15	5.93	7.16	1.59	53.47	7.47	0.77	5.32	33.21
internistai/base-7b-v0.2 <sup>†</sup>	22.01	46.10	25.40	24.55	9.1	11.77	3.23	61.64	12.54	1.18	6.06	35.84
BioMistral-7B <sup>†</sup>	12.23	5.20	2.55	0.90	14.65	17.81	5.46	59.01	16.88	0.65	4.57	27.88
BioMistral-7B-DARE <sup>†</sup>	25.82	46.00	40.85	4.6	17.01	20.87	6.92	65.17	18.45	1.20	6.66	56.04
Mistral-7B-Instruct-v0.1	23.12	45.75	40.65	3.65	16.62	21.34	6.95	65.68	16.77	0.57	3.78	37.25
zephyr-7b-beta	28.17	42.9	30.5	26.35	13.02	17.68	4.98	64.08	13.92	2.31	12.00	71.27
Mistral-7B-Instruct-v0.2	38.94	67.2	62.4	42.45	21.8	27.47	9.19	68.43	20.3	3.08	18.23	68.76
Meta-Llama-3-8B-Instruct	40.61	68.3	66.55	56.25	22.44	28.15	9.63	68.62	22.74	3.95	17.55	61.93
Llama3-OpenBioLLM-8B <sup>†</sup>	25.44	37.55	41.75	1.55	22.89	27.95	10.45	68.7	22.15	0.84	4.84	51.16
Llama3-Aloe-8B-Alpha <sup>†</sup>	30.31	66.75	63.3	19.05	11.03	14.97	4.57	63.87	12.68	1.77	12.78	44.84
JSL-Med-Sft-Llama-3-8B <sup>†</sup>	15.68	0.00	0.00	0.00	8.85	11.74	3.21	58.38	10.54	3.09	14.03	68.37
JSL-MedLlama-3-8B-v1.0 <sup>†</sup>	29.94	52.85	52.05	0.05	19.06	22.7	7.63	67.29	20.83	1.87	12.80	67.30
JSL-MedLlama-3-8B-v2.0 <sup>†</sup>	18.02	1.10	0.30	0.05	19.13	24.15	8.56	67.41	20.49	1.41	11.13	64.31
Phi-3-mini-128k-instruct	24.39	27.25	23.9	0.00	18.47	22.45	6.94	65.72	16.52	0.43	3.63	86.24
Mixtral-8x7B-Instruct-v0.1	42.57	76.5	73.65	24.2	20.72	26.4	8.96	67.74	20.25	10.49	28.99	82.87
Meta-Llama-3-70B-Instruct	56.00	81.65	77.90	91.70	26.2	32.5	11.93	70.24	25.78	19.65	39.2	93.94
Llama3-OpenBioLLM-70B <sup>†</sup>	45.56	80.2	75.60	62.90	21.85	27.8	9.54	68.43	22.47	7.37	20.24	73.65
Mixtral-8x22B-Instruct-v0.1	51.23	79.00	73.90	86.30	21.81	27.75	9.42	68.51	22.70	15.95	35.96	79.84

Table 3: The benchmark results for level 1 and level 2. Models with the same base model are grouped. <sup>†</sup>Indicates biomedical training. The relative level of the scores for each column is colored from red for low scores to green for high scores.