

DELTA: Decomposed Efficient Long-Term Robot Task Planning using Large Language Models

Yuchen Liu^{1,2}, Luigi Palmieri¹, Sebastian Koch¹, Ilche Georgievski² and Marco Aiello²

Abstract—Recent advancements in Large Language Models (LLMs) have sparked a revolution across various research fields. In particular, the integration of common-sense knowledge from LLMs into robot task and motion planning has been proven to be a game-changer, elevating performance in terms of explainability and downstream task efficiency to unprecedented heights. However, managing the vast knowledge encapsulated within these large models has posed challenges, often resulting in infeasible plans generated by LLM-based planning systems due to hallucinations or missing domain information. To overcome these challenges and obtain even greater planning feasibility and computational efficiency, we propose a novel LLM-driven task planning approach called DELTA. For achieving better grounding from environmental topology into actionable knowledge, DELTA leverages the power of scene graphs as environment representations within LLMs, enabling the fast generation of precise planning problem descriptions. For obtaining higher planning performance, we use LLMs to decompose the long-term task goals into an autoregressive sequence of sub-goals for an automated task planner to solve. Our contribution enables a more efficient and fully automatic task planning pipeline, achieving higher planning success rates and significantly shorter planning times compared to the state of the art.

I. INTRODUCTION

With the enormous progress in the research field of Natural Language Processing (NLP), various powerful Large Language Models (LLMs) have been developed and are capable of producing human-like texts, programming code, and service compositions etc. [1]–[5]. Nowadays with always more robots co-operating with humans in industrial and household settings [6], [7], where planning considering context becomes important [8], e.g., performing household tasks such as house cleaning as shown in Fig. 1, many researchers use LLMs for solving robot Task And Motion Planning (TAMP) problems [9]–[15]. While directly using pre-trained LLMs to generate action plans for the robots tends to result in extremely low success rates in generating executable plans and completing the goals [16], [17], most of them use LLMs to extract common-sense knowledge to improve the performance of classical automated task planning approaches with respect to plan correctness, executability, and feasibility [9], [12], [15]. Several approaches use LLMs to generate task specifications defined in formal language, e.g., the domain and problem files programmed in the Planning Domain Definition Language

¹Corporate Sector Research and Advance Engineering, Robert Bosch GmbH, Robert-Bosch-Campus 1, 71272 Renningen, Germany {yuchen.liu2, luigi.palmieri, sebastian.koch2}@de.bosch.com

²Service Computing Department, Institute of Architecture of Application Systems, University of Stuttgart, Universitätsstraße 38, 70569 Stuttgart, Germany {yuchen.liu, ilche.georgievski, marco.aiello}@iaas.uni-stuttgart.de

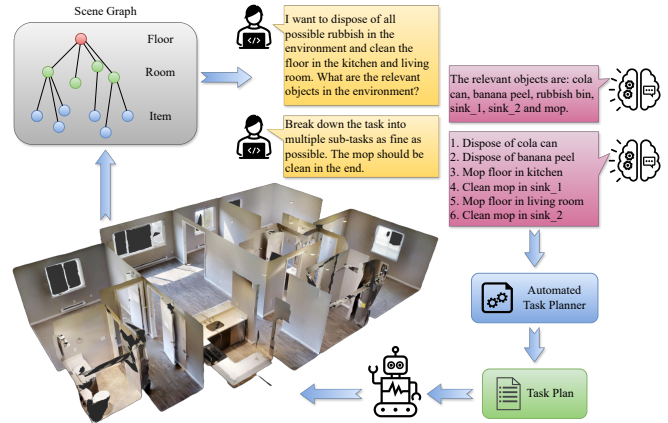


Fig. 1: An example of the long-term task decomposition upon the *Shelbiana* environment [22]. A scene graph is pre-built from the environment with the floor, room, and item layers. The edges refer to the semantic relationships. Using the scene graph as the environment representation, a human user queries a Large Language Model (LLM) with a goal description to extract the relevant items and decompose the goal into multiple sub-goals. An automated task planner generates a task plan with respect to the sub-goals for the robot to execute.

(PDDL) [18], that can be solved by the off-the-shelf TAMP algorithms [11], [15]. However, previous TAMP approaches were cumbersome as they required vast manual knowledge engineering and input from human experts, inducing practically impossible domain adaptations. On the other hand, none of the approaches above tackle long-term task planning problems, which are particularly difficult to solve with the growing problem complexity.

For robots solving long-term task sequences in large and complex environments, having efficient environment representations is a crucial prerequisite for the robot to understand the semantic information [8]. When using mid-level perceptual representations such as 2D semantic segmentation, the robot should learn the complex mapping from mid-level representations to more appropriate high-level abstractions, e.g., environment topology and semantic relations between objects [19]. This can be solved using high-level representations such as scene graphs [20]. For tackling task planning problems in such environments, researchers have found that scene graphs can serve as compact and informative spatial representations and can improve planning efficiency [14], [19], [21].

As it emerges from the state of the art, utilizing LLMs and automated task planning techniques to solve long-term robot task planning problems, with structured representations of large environments, still remains an open research topic. To this end, we propose **DELTA: Decomposed Efficient Long-**

Approach	Grounding in formal planning language	Structured environment representation	Tackling long-term tasks
LLM-As-Planner	✗	✗	✗
LLM+P [11]	✓	✗	✗
SayPlan [14]	✗	✓	✗
DELTA (ours)	✓	✓	✓

TABLE I: Capabilities of different LLM-based approaches

term *T*ask planning for mobile robots using LLMs, which is the first to fill the aforementioned vacancy. DELTA first feeds scene graphs into LLMs to generate the necessary domain and problem specifications in formal planning language, then decomposes the long-term task goals into multiple sub-ones using LLMs. The corresponding sub-problems are then solved autoregressively with an automated task planner. In summary, we present the following key contributions:

i) We introduce a novel combination of LLMs and scene graphs that enables the extraction of actionable and semantic knowledge from LLMs and its grounding into the environmental topology. Thanks to one-shot prompting, DELTA is capable of solving complex planning problems in unseen domains.

ii) With the LLM-driven task decomposition strategy and the usage of formal planning language, compared to representative LLM-based baselines, DELTA is able to complete long-term tasks with higher success rates, near-optimal plan quality, and significantly shorter planning time. Table I shows a comparison of the capabilities of different approaches. Further details of the baselines can be found in Sec. IV-B.

II. RELATED WORK

A. 3D Scene Graphs

A 3D scene graph is a recent 3D scene representation used to model large real-world environments as a graph structure. They were first introduced by Armeni *et al.* [22] as a hierarchical model to connect buildings, rooms, objects, and humans in multiple layers. Following this introduction, Rosinol *et al.* [23], [24] and Hughes *et al.* [25] investigated the construction of 3D scene graphs from sensor data. While other approaches rather focus on modeling semantic relationships between objects [26]–[30] from 3D point clouds. With the rise of large language models, 3D scene graphs also become open-vocabulary [31]–[33], offering a deeper understanding of room types, objects, and relationships. Recently, 3D scene graphs have started to be integrated into robotics systems. Applications include navigation [31], [32], [34] as well as task and motion planning [14], [21].

B. LLM-based Robot Task and Motion Planning

Integrating LLMs into robot TAMP approaches has gained significant attention. Particularly, the wealth of LLMs in semantic and common-sense knowledge allows LLMs to proficiently understand Natural Language (NL) instructions and perform few-shot or even zero-shot planning [35]. A common strategy for using LLMs in robot TAMP includes using LLMs for capturing and utilizing the collective knowledge embedded in text data to understand the environment in terms of common practices and norms [9], [10], [12].

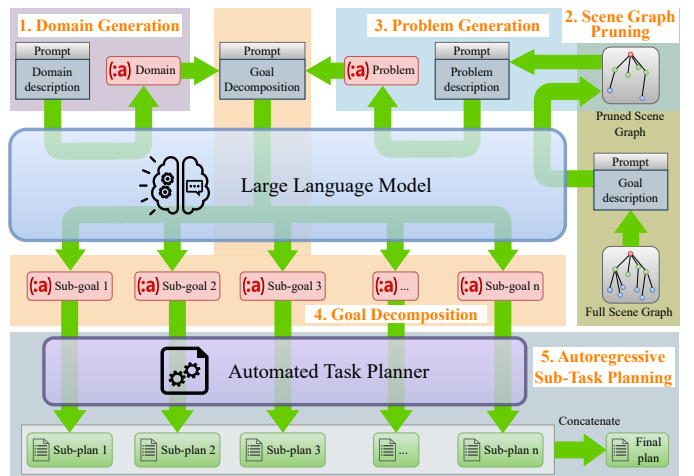


Fig. 2: The architecture of DELTA with five steps: *Domain Generation*, *Scene Graph Pruning*, *Problem Generation*, *Goal Decomposition*, and *Autoregressive Sub-Task Planning*.

However, despite the capability of LLMs to interpret the environments and generate reasonable responses, they still struggle with analyzing complex spatial relationships and processing detailed environmental features [16]. Consequently, the LLM’s output about the task and motion plan is often not executable for the robots. Therefore, many researchers developed various approaches to ground the NL output of LLMs into executable and affordable action plans [9], [13], [15], or ground actionable knowledge into formal planning language, such as PDDL [11], [36]. However, most of these approaches require pre-provided domain descriptions, e.g., PDDL domain files, handcrafted by human experts. Using LLMs to generate domain descriptions with formal planning language, which also generalizes to new domain knowledge, still remains an open research topic.

For robots operating in large environments, semantic understanding becomes a crucial factor in successful navigation. LLMs unlock the capability of reasoning over semantic relations embedded in large scenes and allow to capture of those relations from different scene representations, e.g., semantic maps [37], landmarks [38], [39], as well as scene graphs [14], [19].

However, most of the LLM-based robot TAMP approaches only focus on short-term tasks, e.g., object rearrangement and object goal navigation. Common experiments in large environments are also semantically simple. Popular examples such as “make a cup of coffee and bring it to my desk” only comprise two sub-tasks “make coffee” and “bring coffee to my desk”. The capability of LLMs to handle long-term tasks in large environments is not fully exploited. While decomposing a long-term task into multiple sub-tasks via classical machine learning methods can lead to a significant reduction of planning time [6], completing such a job with LLMs is still unexplored in the state-of-the-art.

III. APPROACH

A. Problem Statement

We focus on solving long-term robot task planning problems with LLMs. We consider a mobile robot that moves

Listing 1: Action “mop floor” defined in PDDL

```
(:action mop_floor
:parameters (?a - agent ?i - item ?r - room)
:precondition (and
  (agent_at ?a ?r)
  (item_is_mop ?i)
  (item_pickable ?i)
  (agent_has_item ?a ?i)
  (mop_clean ?i)
  (not (floor_clean ?r))
)
:effect (and
  (floor_clean ?r)
  (not (mop_clean ?i))
  (not (battery_full ?a))
)
)
```

in household environments and performs different long-term tasks. Given a 3D scene graph defined in programming code as environment representation and NL descriptions of domain and problem specifications, the LLM will generate the necessary PDDL planning files, and decompose the long-term task goal in the problem instances into a sequence of sub-goals for generating corresponding sub-problems autoregressively, such that an automated task planner can solve.

In order to distinguish the *object* keyword in PDDL from objects in scene graphs, in the following, we refer to the scene graphs objects as *items*. Additionally, we define *agent* as an object type in the domain file and *robot* as an instance of *agent* in the problem file. Furthermore, we assume full observability of all nodes in the scene graphs.

B. Architecture

DELTA consists of five steps, i.e., domain generation, scene graph pruning, problem generation, long-term goal decomposition, and autoregressive sub-task planning. Fig. 2 illustrates the system architecture of DELTA.

1) *Domain Generation*: An LLM takes an NL prompt describing the domain knowledge as input and generates a domain description file encoded in formal planning language, e.g., PDDL, correspondingly in a one-shot fashion. The prompt consists of three main parts, the role, the example, and the instruction. First, the LLM is assigned a role. Then an example of the domain description in both NL and formal language is provided, which includes the necessary object types and the action knowledge, as well as the pre-conditions and effects of the action. For instance, the “mop floor” action can be described as “For mopping floor, an agent, a room and a mop are necessary, with the mop being pickable. Before the action, the agent is located in the room and has the mop in hand, the mop is clean, and the floor is not clean. After the action, the floor is clean, but the mop is not clean anymore, and the agent’s battery will no longer be full.” The corresponding action definition in PDDL is formulated as in Listing 1.

Subsequently, the instruction briefly introduces the requirements for generating a new domain file, i.e., description of new object types and new actions. An overview of the prompt and the information flow of this stage is shown as follows:

Listing 2: Goal states of the house cleaning problem formulated in PDDL

```
(:goal
  (and
    (item_disposed cola_can)
    (item_disposed banana_peel)
    (floor_clean living_room)
    (floor_clean kitchen)
    (mop_clean mop)
  )
)
```

Prompt Structure for Domain Generation

Role: You are an excellent PDDL domain file generator. Given a description of action knowledge in NL, you can generate a PDDL domain file.

Example: A robot in a household environment can perform the following *example actions with pre-conditions and effects in NL*. The corresponding action definitions in a PDDL domain file look like: *example.domain.pddl*.

Instruction: A new domain includes the following *new object types and actions described in NL*. Please generate a corresponding new PDDL domain file.

2) *Scene Graph Pruning*: The scene graphs have a hierarchical structure with three layers of nodes: floor, room, and item layers. Fig. 3 visualizes an example of the scene graph’s layout. The room nodes are annotated with their neighboring rooms, and the item nodes contain several attributes, e.g., accessibility, states, and affordable actions. In particularly large environments, scene graphs can contain a large number of items, where not all items are relevant for accomplishing different tasks. E.g., a bed plays obviously no role in the task of making coffee. Therefore, we prune the items in the scene graphs with LLMs according to different tasks by only keeping the relevant ones while still maintaining the floors and rooms as well as their connections.

Similarly, we also provide an example in the prompt. Firstly, a list of items from an example scene graph is extracted, and then with a goal description in NL, a subset of relevant items is given as the target. Finally, in the instruction, another goal description and item list are given for querying.

On the one hand, the scene graph pruning allows a reduction of input tokens for the LLM, and thus achieving a fast response time in generating the problem files. On the other hand, the more concise the information provided to the LLMs, the less likely that the LLMs generate output with mistakes and hallucinations [16].

3) *Problem Generation*: The prompt of this step has the same structure as the previous one. Similarly, the role is given as a problem file generator. The example includes a scene graph, a goal description in NL, and the predicates from the previously generated domain file, and a desired problem file. The scene graph serves as the environment representation. Thereafter, the instruction presents the request to generate a new problem file using a new scene graph, a new goal description, and the object types and predicates from the previously generated domain file. An overview of the prompt and the information flow of this stage is shown as follows:

Prompt Structure for Problem Generation

Role: You are an excellent PDDL problem file generator. Given a scene graph representation and a goal description, you can generate a PDDL problem file.

Example: A scene graph represents a scene in a hierarchical way, it can be programmed as a nested Python dictionary. An example looks like: [example_scene_graph.py](#).

Given an [example goal description in NL](#), and using the predicates defined in [example_domain.pddl](#), a corresponding PDDL problem file looks like: [example_problem.pddl](#).

Instruction: Now given a new [query_scene_graph.py](#) and using the predicates in the [query_domain.pddl](#) generated previously, please generate a new PDDL problem file.

In the generated problem file, the connections of rooms in the scene graph can be expressed using the *neighbor* predicate. For instance, if *kitchen* is connected with *corridor*, the relationship can be formulated as (*neighbor kitchen corridor*) and (*neighbor corridor kitchen*), since the rooms are connected bi-directionally. Similarly, the attributes of items can be defined with the predicates from the previously generated domain file, such as (*item_at mop bathroom_1*) and (*item_accessible cola_can*). The goal description in NL will also be translated into PDDL predicates. For example, the overall goal of a house cleaning problem given by the human user in Fig. 1 can be formulated as shown in Listing 2.

4) *Goal Decomposition:* To improve the computational efficiency and reduce the complexity of the planning problem, the long-term goal defined in the problem file will be decomposed into a sequence of sub-goals. The prompt has the same structure. The example consists of a long-term goal description and a target set of decomposed sub-goals, both formulated in PDDL. The instruction requests to decompose the long-term goal with the previously generated problem file. An overview of the prompt is shown as follows:

Prompt Structure for Goal Decomposition

Role: You are an excellent assistant in decomposing long-term goals. Given a PDDL problem file, you can decompose the long-term goal in a sequence of sub-goals.

Example: Here is an example PDDL problem file: [example_problem.pddl](#). For simplifying the planning problem, the long-term goal defined here can be decomposed into a sequence of [sub-goals in NL](#). Using the predicates defined in [example_domain.pddl](#), the long-term goal can be decomposed into: [sub-goal 1](#), ..., [sub-goal n in PDDL](#).

Instruction: Given the [query_problem.pddl](#) generated previously, please decompose the long-term goal into a sequence of sub-goals considering the predicates and actions from the previously generated [query_domain.pddl](#).

Taking action knowledge into account in goal decomposition is essential. For instance, knowing that the action *mop_floor* requires *mop_clean* and results in *not (mop_clean)* as shown in Listing 1, which infers that one cannot mop the floor in another room continuously since the mop turns dirty after mopping the previous room. Thus, cleaning the mop before mopping the next room should be considered when decomposing the goal, as shown in Fig. 1.

5) *Autoregressive Sub-Task Planning:* After having the generated problem file and the sequence of sub-goals defined

Algorithm 1: Autoregressive Sub-Task Planning

Data: Π, d, p_0, G_{PDDL}

Result: π

```
1  $\pi \leftarrow \emptyset$ 
2 extract  $s_{0,PDDL}, g_{0,PDDL}$  from  $p_0$ 
3  $s_{PDDL} \leftarrow s_{0,PDDL}$ 
4 for  $g_{PDDL} \in G_{PDDL}$  do
5    $p \leftarrow$  replace  $s_{0,PDDL}, g_{0,PDDL}$  in  $p_0$  with  $s_{PDDL}, g_{PDDL}$ 
6    $\pi', s'_{PDDL} \leftarrow \Pi(d, p)$ 
7    $\pi \leftarrow \text{concat}(\pi, \pi')$ 
8    $s_{PDDL} \leftarrow s'_{PDDL}$ 
9 end
```

in PDDL, one can query an automated task planner to solve the sub-problems individually. Algorithm 1 illustrates how the sub-problems are generated and solved autoregressively.

The algorithm takes the automated task planner Π and the previously generated domain file d , problem file p_0 , and the sequence of PDDL sub-goals G_{PDDL} as inputs. The initial state $s_{1,PDDL}$ of the first sub-problem p_1 is identical to the initial state $s_{0,PDDL}$ from the original problem p_0 , thus, the first sub-problem file p_1 can be simply formulated by replacing the goal $g_{0,PDDL}$ from the original problem p_0 with the first sub-goal $g_{1,PDDL}$ from the sequence G_{PDDL} .

In fact, the final state resulting from the plan's execution of each solvable sub-problem is exactly the initial state of the next sub-problem. Therefore, as shown in the for-loop in L. 4-9, after solving each sub-problem p with the planner Π and the domain file d , we obtain a sub-plan π' and the final state s'_{PDDL} (L. 6). s'_{PDDL} will then be assigned to s_{PDDL} for the next sub-problem. The following sub-problems can be formulated by replacing the initial state and goal (L. 5) and solved in the same way autoregressively until the last sub-problem is solved. The final task plan π can be obtained by concatenating all sub-plans (L. 7). The task plans only consist of executable atomic actions.

IV. EVALUATION

A. Evaluation Domains

We designed four domains, one with a short-term task and the others with long-term tasks. The **Laundry** domain with a short-term task serves as the example for one-shot prompting, where the robot is asked to bring the dirty clothes and detergent to the washing machine and then bring them to the bedroom after washed. The **PC Assembly** domain requires the robot to gather six different PC parts, i.e., a mainboard, a Central Processing Unit (CPU), a Graphics Processing Unit (GPU), a Random-Access Memory (RAM), a Solid-State-Drive (SSD) and a Power Supply Unit (PSU), distributed in the environment and bring them to the living room for assembly. It can be decomposed into six transportation and assembly sub-tasks. In the **Dining Table Setup** domain, the robot should collect a plate, a fork, a knife, a spoon, a glass, and a flower distributed in different rooms, and place them on the dining table. Similarly, it also consists of six transportation sub-tasks. In the **House Cleaning** domain, the robot should perform a long-term task to first dispose of a cola can, a banana peel, and a rotting apple in the rubbish bin in the kitchen, then mop the floor in the kitchen and living room and

Domain	Scene	Model	Success Rate [%]		Plan Length			Planning Time [s]		Expanded Nodes	
			Orig.	Decomp.	Orig.	Decomp.	GT	Orig.	Decomp.	Orig.	Decomp.
PC Assembly	Parole	LLM-As-Planner	0	-	×	-	-	-	-	-	-
		LLM+P	82	-	47	-	-	29.07	-	1,379,036	-
		SayPlan*	0	-	×	-	-	-	-	-	-
		DELTA (GPT-3.5-turbo)	70	94	47	47	47	29.93	0.0121	1,379,036	581
		DELTA (GPT-4)	96	100	47	47	-	28.91	0.0120	1,379,036	576
		DELTA (GPT-4-turbo)	100	100	47	47	-	28.86	0.0120	1,379,036	576
	Allensville	LLM-As-Planner	0	-	×	-	-	-	-	-	-
		LLM+P	8	-	41	-	-	52.47	-	1,585,185	-
		SayPlan*	70	-	43	-	-	-	-	-	-
		DELTA (GPT-3.5-turbo)	2	86	41	41	41	52.26	0.0138	1,585,185	637
		DELTA (GPT-4)	76	96	41	41	-	51.99	0.0137	1,585,185	637
		DELTA (GPT-4-turbo)	92	100	41	41	-	51.79	0.0137	1,585,185	637
Shelbiana	LLM-As-Planner	0	-	×	-	-	-	-	-	-	
	LLM+P	82	-	42	-	-	49.67	-	1,317,615	-	
	SayPlan*	8	-	43	-	-	-	-	-	-	
	DELTA (GPT-3.5-turbo)	50	96	42	45	42	49.20	0.0149	1,317,615	703	
	DELTA (GPT-4)	88	90	42	45	-	49.23	0.0148	1,317,615	682	
	DELTA (GPT-4-turbo)	98	100	42	45	-	48.58	0.0148	1,317,615	682	
Dining Table Setup	Parole	LLM-As-Planner	0	-	×	-	-	-	-	-	
		LLM+P	0	-	×	-	-	×	-	×	
		SayPlan*	38	-	34	-	-	-	-	-	
		DELTA (GPT-3.5-turbo)	0	0	×	×	33	×	×	×	×
		DELTA (GPT-4)	0	0	×	×	-	×	×	×	×
		DELTA (GPT-4-turbo)	92	96	33	35	-	1.71	0.0098	109,208	404
	Allensville	LLM-As-Planner	0	-	×	-	-	-	-	-	
		LLM+P	0	-	×	-	-	×	-	×	
		SayPlan*	0	-	×	-	-	-	-	-	
		DELTA (GPT-3.5-turbo)	0	0	×	×	39	×	×	×	×
		DELTA (GPT-4)	0	0	×	×	-	×	×	×	×
		DELTA (GPT-4-turbo)	82	88	39	39	-	40.57	0.0111	1,584,206	436
Shelbiana	LLM-As-Planner	0	-	×	-	-	-	-	-		
	LLM+P	0	-	×	-	-	×	-	×		
	SayPlan*	0	-	×	-	-	-	-	-		
	DELTA (GPT-3.5-turbo)	0	0	×	×	39	×	×	×	×	
	DELTA (GPT-4)	0	0	×	×	-	×	×	×	×	
	DELTA (GPT-4-turbo)	84	86	39	39	-	51.79	0.0141	1,826,112	567	
House Cleaning	Parole	LLM-As-Planner	0	-	×	-	-	-	-	-	
		LLM+P	0	-	×	-	-	×	-	×	
		SayPlan*	8	-	41	0	41	-	-	-	
		DELTA (GPT-3.5-turbo)	0	0	×	×	-	×	×	×	×
		DELTA (GPT-4)	6	6	41	45	-	5.77	0.0109	368,728	529
		DELTA (GPT-4-turbo)	86	86	41	45	-	11.48	0.0119	752,305	636
	Allensville	LLM-As-Planner	0	-	×	-	-	-	-	-	
		LLM+P	0	-	×	-	-	×	-	×	
		SayPlan*	16	-	39	-	39	-	-	-	
		DELTA (GPT-3.5-turbo)	0	0	×	×	-	×	×	×	×
		DELTA (GPT-4)	16	16	39	39	-	19.91	0.0119	893,402	607
		DELTA (GPT-4-turbo)	46	74	39	39	-	17.90	0.0125	861,908	689
Shelbiana	LLM-As-Planner	0	-	×	-	-	-	-	-		
	LLM+P	0	-	×	-	-	×	-	×		
	SayPlan*	4	-	43	-	43	-	-	-		
	DELTA (GPT-3.5-turbo)	0	0	×	×	-	×	×	×	×	
	DELTA (GPT-4)	16	16	43	44	-	57.14	0.0121	2,187,261	602	
	DELTA (GPT-4-turbo)	66	94	43	44	-	53.78	0.0132	2,187,261	743	

TABLE II: Comparison of all metrics of different approaches throughout all domains and scenes. Each metric is reported for both original (*orig.*) and decomposed (*decomp.*) problems. The ground truth (*GT*) plan lengths of each experiment are also provided, implying the optimal value. “-” means that the metric is not relevant for the current model, and “×” implies that the metric is not applicable due to failure cases. The LLM used for the baselines is *GPT-4-turbo*. The results of plan length, planning time, and expanded nodes are averaged over the successful cases.

clean the mop immediately after cleaning each room. Finally, the robot will return to the hub to recharge the battery. The robot can only load one item at a time.

B. Baselines

We compare DELTA with three representative LLM-based robot task planning approaches: LLM-As-Planner, LLM+P [11], and SayPlan [14].

LLM-As-Planner is a naive approach. The LLM is queried with a prompt that comprises all information, including domain knowledge, environment, and goal descriptions, to generate a high-level task plan directly.

LLM+P [11] takes a problem description as input and generates a PDDL problem file. Subsequently, with a user-provided PDDL domain file, an automated task planner

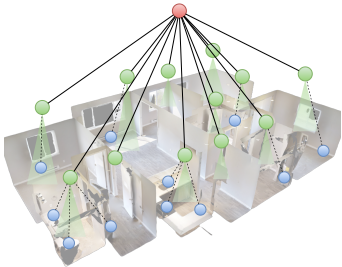


Fig. 3: Illustration of the *Shelbiana* scene and the corresponding 3D scene graph used in the experiments [22]. The scene graph has three layers: floor (red), room (green), and item (blue) layers. Note that not all item nodes are visualized.

generates a high-level task plan. LLM+P can be treated as a subset of DELTA, which only has the problem generation step without pruning the scene graph and decomposing the long-term goal. In the following experiments, we also provide a pre-defined PDDL domain file as input.

SayPlan [14] has two stages: the semantic search stage first determines a minimal sufficient scene graph using an LLM by expanding room nodes with relevant items, then the iterative replanning stage queries an LLM to generate a high-level plan using the searched graph and can replan based on environmental feedback. Since there is no available open-source code of SayPlan, we implemented a simplified version, where we omit the semantic search stage by directly providing a pre-pruned minimal sufficient scene graph. In the following, we denote the simplified version as *SayPlan**. Since our approach focuses on high-level task planning and does not require replanning, for a fair comparison, we also use *SayPlan** to generate high-level plans, and the number of replanning iterations of *SayPlan** is set to 1.

C. Dataset

We use four scene graphs from the 3D Scene Graph dataset [22]: *Kemblesville* (9 rooms, 16 items) is paired with the *Laundry* domain as an example for one-shot prompting *Allensville* (11 rooms and 42 items), *Parole* (7 rooms, 31 items) and *Shelbiana* (12 rooms, 34 items) are used to evaluate the rest three domains. Fig. 3 illustrates the *Shelbiana* scene and the corresponding scene graph. We implement the scene graphs as Python nested dictionaries.

D. Implementation and Parameters

We evaluate DELTA with three different pre-trained LLMs: *GPT-3.5-turbo* (version 1106), *GPT-4* (version 0613) and *GPT-4-turbo* (version 1106-preview), with *temperature* parameter set as 0 and *top-p* as 1. The other baselines are evaluated with *GPT-4-turbo*. No LLM is fine-tuned.

We use Fast Downward (FD) [40] automated task planner with the default search configuration *seq-opt-lmcut* and the timeout of 60s. Moreover, we use PDDL Gym [41] to obtain the world states, and the plan validation tool VAL [42] to validate the correctness and executability of plans created by the FD planner. Each experiment is repeated with 50 trials, resulting in 450 trials crosswise evaluated with 3 domains and 3 scenes in total. All approaches are implemented in Python 3.8.13. We run the experiments on a standard PC with an Intel Xeon W CPU at 3.40 GHz and 32 GB RAM.

E. Results

We evaluate the approaches with four metrics: success rate, plan length, resulting planning time of the automated task planner, and the number of expanded nodes (nodes in a search tree created and explored during the process of searching for a solution to a planning problem, a lower number of expanded nodes implies a higher efficiency) reported by the automated task planner. A trial is successful if the VAL tool reports that the generated plan is valid, i.e., correct and executable. Moreover, each metric is reported for both original and decomposed problems. The decomposed plan length shows the length of the concatenated plan, and the decomposed planning time refers to the total time of solving all sub-problems. Table II shows the results of all experiments.

Unsurprisingly, **LLM-As-Planner** performs the worst among all approaches, which achieved no successful case at all. There is no doubt that the state-of-the-art LLMs still lack ability in graph and physical reasoning [17], therefore, directly using LLMs to generate executable high-level plans is extremely challenging and risky for long-term tasks without grounding with actionable knowledge.

By grounding natural language into formal planning language, **LLM+P** is able to achieve up to 82% of success rate in *PC Assembly* domain and also able to reach the optimal plan length and number of expanded nodes. Solving the generated problem files also leads to a comparable planning time to our approach. However, LLM+P never succeed in *Dining Table Setup* and *House Cleaning* domains. Two leading failure cases are planner timeout (239 failures out of 450 trials) and undeclared items (86 failures).

LLM+P consumes the original scene graphs containing over 30 items. Although LLMs are mostly able to transfer the items from scene graphs to the PDDL problem files, the difficulty for the automated planner to solve problems increases exponentially with the number of items, resulting in exceeding the planner’s timeout. On the other hand, the longer the input prompt, the more likely that the LLMs neglect important information, such as semantic attributes of items, and forget to translate them into PDDL predicates, which leads to incomplete problem files, such that the automated task planner fails to solve.

Compared to other domains, *PC Assembly* is semantically the simplest one, where all sub-tasks are similar transportation tasks, such that the LLMs are not required to generate unseen predicates other than “*item-pickable*”. Furthermore, *Parole* and *Shelbiana* scenes contain the least items. These explain the higher success rates of LLM+P in the corresponding experiments in comparison with the others.

SayPlan* expresses action knowledge as *environment functions* and *environment states* in its prompt and directly generates a high-level task plan. Table II shows that, although *SayPlan** has its highest success rate of 70% in *PC Assembly* domain with *Allensville* scene, in many other experiments, its success rates are mostly lower than 10%. Despite using scene graphs as structured environment representations, without grounding action and environment knowledge into formal planning language, it is unable to guarantee the correctness and executability of the generated plan. The absence of

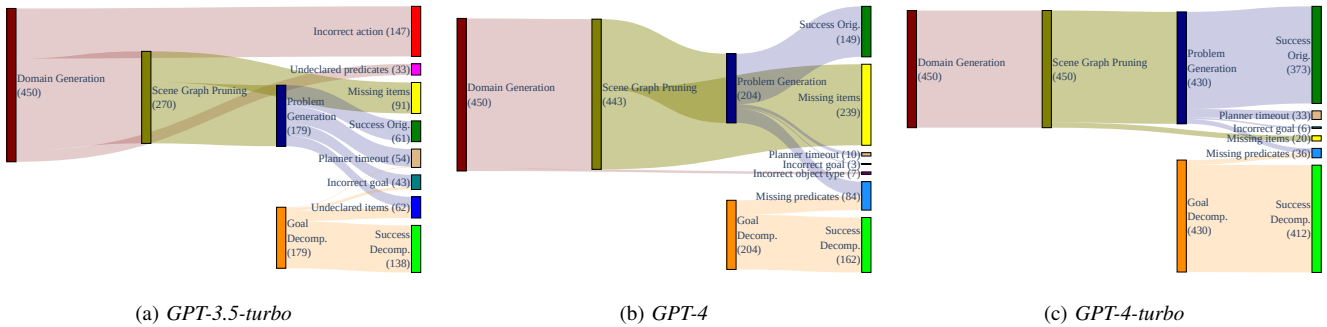


Fig. 4: Performance analysis of DELTA with different LLMs. Each step, success, and failure type is annotated with the number of trials. *Problem Generation* and *Goal Decomposition* are decoupled since the planning of original and decomposed problems are independent and executed parallelly with the same number of trials outgoing from *Scene Graph Pruning*.

Model	Domain Generation	Scene Graph Pruning	Problem Generation	Goal Decomposition	Total Time
GPT-3.5-turbo	18.53 ± 0.94	1.48 ± 0.31	11.65 ± 0.70	5.22 ± 0.61	36.89 ± 1.67
GPT-4	119.39 ± 120.24	16.93 ± 84.20	56.18 ± 56.18	28.08 ± 7.28	220.58 ± 139.17
GPT-4-turbo	59.22 ± 23.45	3.16 ± 1.06	35.26 ± 13.83	24.08 ± 7.89	121.73 ± 28.50

TABLE III: Comparison of the response time of different LLMs in DELTA with *House Cleaning* domain and *Shelbiana* scene. The numbers are shown in *mean ± std* with unit [s].

proficient graph-based reasoning capability of LLMs often leads to infeasible actions, e.g., going to an unconnected room or picking an item while already holding one, which is particularly more critical in tackling long-term tasks. Moreover, since we simplify SayPlan* by directly providing the pre-pruned minimal sufficient scene graphs, one can expect that the results of its full approach will not outperform those of the simplified version.

Finally, DELTA with GPT-4-turbo has achieved the highest success rate in both original and decomposed cases in all experiments. It also mostly achieves the shortest planning time, except for *Parole* and *Shelbiana* scenes in *House Cleaning* domain, where DELTA with GPT-4-turbo is merely 0.001s slower than the same approach with GPT-4. In *Parole* scene, the planning time of DELTA with GPT-4-turbo in the original problem is ca. 2 times slower than that with GPT-4. It is because GPT-4-turbo detailedly defines the action pre-conditions in the domain files, including negations, such as (*not (floor_clean ?r)*) as one of the pre-conditions of the *mop_floor* action. Although the uninstantiated predicates are automatically considered as negations, when defining them in PDDL actions, the planner needs to go through more states when solving a problem, which results in increased planning time as well as the number of expanded nodes. However, DELTA with GPT-4-turbo also has a remarkably higher success rate of 86% than that with GPT-4 of 6% in the same experiment.

The differences between DELTA and LLM+P lie in the domain generation, scene graph pruning, and goal decomposition. Since the quality of the generated domain files cannot exceed those provided by human experts, therefore, the comparison of success rate in original problems between LLM+P and DELTA in Table II implies that, having sparse scene graphs, i.e., pruning irrelevant items, notably reduces the risk of LLMs producing unnecessary and possibly incorrect predicates translated from the irrelevant items. As

such, the success rate can be increased due to fewer potential errors, and the planning time can be reduced since it needs to check fewer predicates. On the other hand, decomposing the long-term goal leads to a significant reduction of planning time and expanded nodes, e.g., over 4,000 times faster in planning time and over 3,600 times less expanded nodes in *House Cleaning* domain with *Shelbiana* scene, which enables a considerable enhancement of the planning efficiency.

Ablation Study: we also evaluate DELTA with different LLMs, i.e., GPT-3.5-turbo, GPT-4 and GPT-4-turbo. The results from the *Dining Table Setup* and *House Cleaning* domains shown in Table II imply an enormous performance gap between GPT-4-turbo and the lower versions, where GPT-4 barely succeeds, and GPT-3.5-turbo completely fails. Additionally, Fig. 4 shows an analysis of the success and failure cases for a better understanding of the performance of DELTA with different LLMs. Tendentiously, the lower the GPT’s version, the more likely the LLM generates failures in the early steps of the experiments. Leading factors are 147 failures of incorrect action that occurred when generating domain files with GPT-3.5-turbo as shown in Fig. 4a, and 239 out of 443 trials failed when pruning scene graphs with GPT-4 as shown in Fig. 4b.

Table III lists a few representative examples of the response time of different LLMs in *House Cleaning* domain and *Shelbiana* scene. Interestingly, despite the low success rate in all experiments, GPT-3.5-turbo responses almost 6 times faster than GPT-4 and over 3 times faster than GPT-4-turbo.

V. CONCLUSION

We proposed DELTA, a novel task planning approach for mobile robots, which uses 3D scene graphs as environment representations, and utilizes LLMs to prune the irrelevant items in the scene graphs, generate PDDL planning files, and decompose the long-term task goals with Natural Language (NL) instructions. The grounding of NL and structured

environment representations into formal planning language as well as the goal decomposition enables a significant enhancement of efficiency in automated task planning, and allows to achieve a considerably faster planning time and higher success rate compared to various baselines. For future work, we plan to validate our approach on a robot in a real-world environment and extend it to dynamic environments.

ACKNOWLEDGMENTS

This work was partly supported by the EU Horizon 2020 research and innovation program under grant agreement No. 101017274 (DARKO).

REFERENCES

- [1] J. Achiam *et al.*, “Gpt-4 technical report,” *arXiv preprint arXiv:2303.08774*, 2023.
- [2] A. Chowdhery *et al.*, “Palm: Scaling language modeling with pathways,” *Journal of Machine Learning Research*, vol. 24, no. 240, pp. 1–113, 2023.
- [3] J. Devlin, M.-W. Chang, K. Lee, and K. Toutanova, “Bert: Pre-training of deep bidirectional transformers for language understanding,” *arXiv preprint arXiv:1810.04805*, 2018.
- [4] H. Touvron *et al.*, “Llama: Open and efficient foundation language models,” *arXiv preprint arXiv:2302.13971*, 2023.
- [5] M. Aiello and I. Georgievski, “Service composition in the chatgpt era,” *Service Oriented Computing and Applications*, pp. 1–6, 2023.
- [6] Y. Liu, L. Palmieri, I. Georgievski, and M. Aiello, “Human-flow-aware long-term mobile robot task planning based on hierarchical reinforcement learning,” *IEEE Robotics and Automation Letters*, 2023.
- [7] N. Aboki, I. Georgievski, and M. Aiello, “Automating a telepresence robot for human detection, tracking, and following,” in *Annual Conference Towards Autonomous Robotic Systems*. Springer, 2023.
- [8] Y. Goel, N. Vaskevicius, L. Palmieri, N. Chebrolov, K. O. Arras, and C. Stachniss, “Semantically informed mpc for context-aware robot exploration,” in *2023 IEEE/RSJ International Conference on Intelligent Robots and Systems (IROS)*. IEEE, 2023, pp. 11 218–11 225.
- [9] W. Huang, P. Abbeel, D. Pathak, and I. Mordatch, “Language models as zero-shot planners: Extracting actionable knowledge for embodied agents,” in *International Conference on Machine Learning*. PMLR, 2022, pp. 9118–9147.
- [10] C. H. Song, J. Wu, C. Washington, B. M. Sadler, W.-L. Chao, and Y. Su, “Llm-planner: Few-shot grounded planning for embodied agents with large language models,” in *Proceedings of the IEEE/CVF International Conference on Computer Vision*, 2023, pp. 2998–3009.
- [11] B. Liu *et al.*, “Llm+ p: Empowering large language models with optimal planning proficiency,” *arXiv preprint arXiv:2304.11477*, 2023.
- [12] Y. Ding, X. Zhang, C. Paxton, and S. Zhang, “Task and motion planning with large language models for object rearrangement,” *arXiv preprint arXiv:2303.06247*, 2023.
- [13] M. Ahn *et al.*, “Do as i can, not as i say: Grounding language in robotic affordances,” *arXiv preprint arXiv:2204.01691*, 2022.
- [14] K. Rana, J. Haviland, S. Garg, J. Abou-Chakra, I. Reid, and N. Sunderhauf, “Sayplan: Grounding large language models using 3d scene graphs for scalable robot task planning,” in *Conference on Robot Learning*. PMLR, 2023, pp. 23–72.
- [15] Y. Chen, J. Arkin, Y. Zhang, N. Roy, and C. Fan, “Autotamp: Autoregressive task and motion planning with llms as translators and checkers,” *arXiv preprint arXiv:2306.06531*, 2023.
- [16] V. Pallagani *et al.*, “On the prospects of incorporating large language models (llms) in automated planning and scheduling (aps),” *arXiv preprint arXiv:2401.02500*, 2024.
- [17] K. Valmееkam, A. Olmo, S. Sreedharan, and S. Kambhampati, “Large language models still can’t plan (a benchmark for llms on planning and reasoning about change),” *arXiv preprint arXiv:2206.10498*, 2022.
- [18] D. McDermott *et al.*, “Pddl-the planning domain definition language,” 1998.
- [19] G. Chalvatzaki, A. Younes, D. Nandha, A. T. Le, L. F. Ribeiro, and I. Gurevych, “Learning to reason over scene graphs: a case study of finetuning gpt-2 into a robot language model for grounded task planning,” *Frontiers in Robotics and AI*, vol. 10, 2023.
- [20] Z. Ravichandran, L. Peng, N. Hughes, J. D. Griffith, and L. Carlone, “Hierarchical representations and explicit memory: Learning effective navigation policies on 3d scene graphs using graph neural networks,” in *2022 International Conference on Robotics and Automation (ICRA)*. IEEE, 2022, pp. 9272–9279.
- [21] C. Agia *et al.*, “Taskography: Evaluating robot task planning over large 3d scene graphs,” in *Conference on Robot Learning*. PMLR, 2022.
- [22] I. Armeni *et al.*, “3d scene graph: A structure for unified semantics, 3d space, and camera,” in *Proceedings of the IEEE/CVF International Conference on Computer Vision (ICCV)*, 2019.
- [23] A. Rosinol, A. Gupta, M. Abate, J. Shi, and L. Carlone, “3d dynamic scene graphs: Actionable spatial perception with places, objects, and humans,” in *Robotics: Science and Systems (RSS)*, 2020.
- [24] A. Rosinol *et al.*, “Kimera: From slam to spatial perception with 3d dynamic scene graphs,” *The International Journal of Robotics Research*, vol. 40, no. 12-14, pp. 1510–1546, 2021.
- [25] N. Hughes, Y. Chang, and L. Carlone, “Hydra: A real-time spatial perception system for 3D scene graph construction and optimization,” 2022.
- [26] J. Wald, H. Dharmo, N. Navab, and F. Tombari, “Learning 3d semantic scene graphs from 3d indoor reconstructions,” in *Proceedings of the IEEE/CVF Conference on Computer Vision and Pattern Recognition (CVPR)*, 2020.
- [27] S.-C. Wu, J. Wald, K. Tateno, N. Navab, and F. Tombari, “Scenegrph-fusion: Incremental 3d scene graph prediction from rgb-d sequences,” in *Proceedings of the IEEE/CVF Conference on Computer Vision and Pattern Recognition (CVPR)*, June 2021, pp. 7515–7525.
- [28] Z. Wang, B. Cheng, L. Zhao, D. Xu, Y. Tang, and L. Sheng, “Vlsat: Visual-linguistic semantics assisted training for 3d semantic scene graph prediction in point cloud,” in *Proceedings of the IEEE/CVF Conference on Computer Vision and Pattern Recognition (CVPR)*, June 2023, pp. 21 560–21 569.
- [29] S. Koch, P. Hermosilla, N. Vaskevicius, M. Colosi, and T. Ropinski, “Sgrec3d: Self-supervised 3d scene graph learning via object-level scene reconstruction,” in *Proceedings of the IEEE/CVF Winter Conference on Applications of Computer Vision (WACV)*, 2024.
- [30] S. Koch, P. Hermosilla, N. Vaskevicius, M. Colosi, and T. Ropinski, “Lang3dsg: Language-based contrastive pre-training for 3d scene graph prediction,” *arXiv preprint arXiv:2310.16494*, 2023.
- [31] Q. Gu *et al.*, “Conceptgraphs: Open-vocabulary 3d scene graphs for perception and planning,” *arXiv preprint arXiv:2309.16650*, 2023.
- [32] H. Chang *et al.*, “Context-aware entity grounding with open-vocabulary 3d scene graphs,” in *7th Annual Conference on Robot Learning*, 2023.
- [33] S. Koch, N. Vaskevicius, M. Colosi, P. Hermosilla, and T. Ropinski, “Open3dsg: Open-vocabulary 3d scene graphs from point clouds with queryable objects and open-set relationships,” *arXiv preprint arXiv:2402.12259*, 2024.
- [34] Z. Seymour, N. C. Mithun, H.-P. Chiu, S. Samarasekera, and R. Kumar, “Graphmapper: Efficient visual navigation by scene graph generation,” in *2022 26th International Conference on Pattern Recognition (ICPR)*. IEEE, 2022, pp. 4146–4153.
- [35] T. Brown *et al.*, “Language models are few-shot learners,” *Advances in neural information processing systems*, vol. 33, pp. 1877–1901, 2020.
- [36] T. Silver, V. Hariprasad, R. S. Shuttlesworth, N. Kumar, T. Lozano-Pérez, and L. P. Kaelbling, “Pddl planning with pretrained large language models,” in *NeurIPS 2022 Foundation Models for Decision Making Workshop*, 2022.
- [37] B. Chen *et al.*, “Open-vocabulary queryable scene representations for real world planning,” in *2023 IEEE International Conference on Robotics and Automation (ICRA)*. IEEE, 2023, pp. 11 509–11 522.
- [38] D. Shah, B. Osiński, S. Levine *et al.*, “Lm-nav: Robotic navigation with large pre-trained models of language, vision, and action,” in *Conference on Robot Learning*. PMLR, 2023, pp. 492–504.
- [39] S. Wang *et al.*, “Less is more: Generating grounded navigation instructions from landmarks,” in *Proceedings of the IEEE/CVF Conference on Computer Vision and Pattern Recognition*, 2022, pp. 15 428–15 438.
- [40] M. Helmert, “The Fast Downward Planning System,” *Journal of Artificial Intelligence Research*, vol. 26, pp. 191–246, 2006.
- [41] T. Silver and R. Chitnis, “Pddl gym: Gym environments from pddl problems,” in *International Conference on Automated Planning and Scheduling (ICAPS) PRL Workshop*, 2020.
- [42] R. Howey, D. Long, and M. Fox, “VAL: automatic plan validation, continuous effects and mixed initiative planning using PDDL,” in *16th IEEE International Conference on Tools with Artificial Intelligence*. IEEE, 2004, pp. 294–301.