

Scale-dependent local primordial non-Gaussianity as a solution to the S_8 tension

Clément Stahl,* Benoit Famaey, and Rodrigo Ibata

Université de Strasbourg, CNRS, Observatoire astronomique de Strasbourg, UMR 7550, 67000 Strasbourg, France

Oliver Hahn

University of Vienna, Department of Astrophysics, Türkenschanzstraße17, 1180 Vienna, Austria

Nicolas Martinet

Aix-Marseille Université, CNRS, Laboratoire d'Astrophysique de Marseille, UMR 7326, Marseille, France

Thomas Montandon

Université de Montpellier, CNRS, Laboratoire Univers & Particules de Montpellier (LUPM), UMR 5299, Montpellier, France

(Dated: April 5, 2024)

For the last decade, several probes have pointed to a cosmological tension between the amplitude of density fluctuations extrapolated from the cosmic microwave background within the standard cosmological model and the one encapsulated by the S_8 parameter from large scale structure. The origin of this S_8 tension has not yet been elucidated and may hint at systematics in the data, unaccounted effects from baryonic physics, or new physics beyond the standard model of cosmology. Baryonic physics may in principle provide a nonlinear solution to the tension by suppressing the matter power spectrum more strongly on nonlinear scales than is traditionally assumed. Such a solution would not worsen the Hubble tension, contrary to many other proposed solutions to the S_8 tension. However, no realistic baryonic feedback in hydrodynamical simulations provides the needed suppression as a function of redshift. Here, we point out that a scale-dependence of local-type primordial non-Gaussianities (PNG), with significant PNG at scales of a few Mpc, can provide the needed suppression, since such PNG can suppress the power spectrum at slightly larger scales than baryons do. We demonstrate this by devising collisionless numerical simulations of structure formation in boxes of $0.5 \text{ Gpc}/h$ with scale-dependent local-type PNG. Our simple models show that, as a proof of principle, scale-dependent PNG, with a Gaussian random field for primordial density fluctuations on large scales and $f_{\text{NL}} \simeq -300$ at $\lesssim 10 \text{ Mpc}$ scales, together with state-of-the-art baryonification of the matter power spectrum, can in principle solve the S_8 tension. The S_8 tension would then be a smoking-gun of non-trivial inflationary physics.

I. INTRODUCTION

Within the past few decades the Λ CDM (Lambda cold-dark matter) cosmological model has succeeded in explaining the majority of observations of our Universe across different scales and times, despite a few long-standing small-scale tensions [e.g., 1–3]. Nowadays, on cosmological scales, this model also presents some tensions between early and late time cosmological probes: namely the tension on the Hubble parameter H_0 , of the order of 5σ between the *Planck* Cosmic Microwave Background (CMB) determination and direct measurements [4, 5], and that on the growth of structure parameter S_8 , a combination of the matter density Ω_m and of the amplitude of the power spectrum σ_8 (measured as the standard deviation of the amplitude of fluctuations when sampling the Universe within spheres of $8 \text{ Mpc}/h$): $S_8 = \sigma_8 \sqrt{\Omega_m/0.3}$. The latter tension was measured in KiDS [6] who found a smaller $S_8 = 0.745 \pm 0.039$ than that inferred from the CMB ($S_8 = 0.851 \pm 0.024$, [7]) at the 2.3σ level. The exact values have fluctuated in the subsequent reanalyses of KiDS (e.g. [8]), DES (e.g. [9]),

and Planck (e.g., [10]) but without fully alleviating the tension between weak-lensing analyses and the CMB.

Arguably, tensions and controversies have fuelled cosmology throughout its whole history [11] and the current tensions may be the hint of a new paradigm shift in our field. On the other hand, the origin of the current tensions could also stem from unaccounted systematic biases in analyses of growing complexity, or be a statistical fluctuation in yet small statistical samples for late-time probes. They may nevertheless be genuine indications of new physics beyond the standard Λ CDM model. While statistical fluctuations will be ruled out by the next generation of cosmological surveys, e.g., *Euclid*, *The Vera Rubin Observatory*, and *Roman*, systematic biases and possible modifications to the Λ CDM model are currently under heavy scrutiny, both observationally and theoretically.

Recently Ref. [12] proposed that the S_8 tension could arise from an incomplete description of the nonlinear physics at small scales, in the sense that current CMB and cosmic shear observations could be reconciled if the nonlinear matter power spectrum was more suppressed than classically assumed, introducing the A_{mod} parameter to quantify this suppression:

$$P(k, z) = P_L(k, z) + A_{\text{mod}} [P_{\text{NL}}(k, z) - P_L(k, z)], \quad (1)$$

* clement.stahl@astro.unistra.fr

where $P(k, z)$ is the matter power spectrum as a function of wavenumber k (in h/Mpc) and redshift z , while $P_L(k, z)$ and $P_{\text{NL}}(k, z)$ are its linear and nonlinear contributions respectively, in the absence of feedback. This A_{mod} suppression then propagates to the shear correlation functions that can be computed as Hankel transforms of the convergence power spectrum which is itself related to an integral of the matter power spectrum weighted by a combination of galaxy distances (see e.g. [13] for a detailed review). The phenomenological approach of Eq. (1) encourages one to investigate small scale physical processes that could explain a dip in the power spectrum on nonlinear scales.

An obvious candidate is baryonic feedback which produces such a suppression due, e.g., to the ejection mechanisms by active galactic nuclei (AGN) which dilute matter on small scales. This hypothesis was tested in Refs. [12, 14] who found that hydrodynamical simulations that could explain the needed suppression [e.g., COWLS 15] require a too large AGN feedback as compared to observational constraints [16, 17]. Interestingly, realistic baryonic feedback mostly affects scales k around a few h/Mpc and are therefore unable to account for the nonlinear suppression on mildly larger scales close to $10^{-1} h/\text{Mpc}$ that would be needed to solve the S_8 tension. In fact, tuning the feedback amplitude to accommodate the suppression on the latter scales would result in unrealistically large suppression at smaller scales.

A second class of candidates are scale-dependent primordial non-Gaussianities (PNG), since these mildly larger scales could actually be affected by PNG in the matter density field, therefore potentially offering another plausible explanation for the suppression of the power spectrum on mildly to very nonlinear scales, without requesting unrealistic baryonic feedback. This solution also presents the advantage of leaving the H_0 tension unchanged, while currently most studied extensions to ΛCDM can only reduce the S_8 tension at the cost of an increase in the H_0 tension [e.g., 18, 19]. We therefore explore hereafter the possibility that the S_8 tension may in fact be a hint of non-trivial physics during inflation, and we thereby propose a physical interpretation of the parametric nonlinear solution of Refs. [12, 14] that does not require unrealistic feedback.

Actually, some level of PNG is a generic prediction of *any* inflationary model, and this prediction is partially driving existing and upcoming cosmological surveys. PNG are often parameterized by the (local) parameter f_{NL} which represents the amplitude of the quadratic correction to the Gaussian random field to describe primordial fluctuations. In the simplest single-field inflation models, PNG are expected to be of the order of only 10^{-3} [20], this small value justifying the Gaussian approximation made in ΛCDM . However, many possible complex physical phenomena and additional degrees of freedom could be present in the inflationary era, and generically predict a larger f_{NL} , that could also depend on scale [21, 22]. The non-Gaussian signals (using the idea of cos-

mological collider physics [23, 24]) may therefore be the smoking gun of various processes potentially taking place during inflation, e.g., ultra slow roll [25], features [26] or the presence of an electric field [27, 28], among many others. The precise measurements obtained from the Planck mission [29] and from Large Scale Structure (LSS) observations [30] have tightly constrained the Universe to be Gaussian on large scales, with bispectrum measurements broadly consistent with null values of f_{NL} . However, it is important to remember that these constraints do not hold at smaller scales in the presence of scale-dependent PNG.

In recent years, we have studied the effect of large local-type PNG at galactic scales by devising simulations with small box-size $L = 30 \text{ Mpc}/h$ [31–33], allowing us to gauge the impact of such PNG on typical galaxy-sized halo scales and to explore whether some galactic-scale tensions could be alleviated as intuited in Ref. [2]. In particular, we have shown, with hydrodynamical simulations in such a cosmological context, that a negative f_{NL} at galactic scales forms simulated galaxies with more disky kinematics than in the vanilla ΛCDM case [32], thereby potentially alleviating some small-scale tensions. Such a negative f_{NL} also slightly flattens the inner density profile of halos [33]. By stacking various such small-scale simulations with different initial random seeds, we also noticed that the nonlinear matter power spectrum could dwindle by $\sim 20\%$ at nonlinear scales in the presence of a negative f_{NL} . This motivated the present study, where we now include the large linear scales in our simulations with $L = 500 \text{ Mpc}/h$ boxes, to study whether such a suppression of the power spectrum could explain away the S_8 tension.

The paper is organized as follows: in Section II, we briefly review some selected constraints on PNG at different scales, we present our phenomenological model, and we describe our implementation of the scale dependence of the PNG in the software generating initial conditions for N-body simulations (**monofonIC**¹). In Section III, we present our simulations of structure formation and our main results: the ratio of the nonlinear non-Gaussian power spectrum over the Gaussian one, superimposed with the value of A_{mod} required by Ref. [14] to solve the S_8 tension. We also gauge the impact of baryons with the baryonification technique. We conclude in Section IV, and also briefly discuss consequences of such models on the halo mass function and void statistics.

II. SCALE-DEPENDENT PRIMORDIAL NON-GAUSSIANITIES

In a Universe that is statistically homogeneous and isotropic on large scales, the small primordial fluctuations are depicted as a random field for the contrast

¹ <https://bitbucket.org/ohahn/monofonic/>

density $\delta(\mathbf{x}) = (\rho(\mathbf{x}) - \rho_0)/\rho_0$, where ρ_0 represents the background density. This random field is most effectively described in Fourier space, hence with the Fourier transform of the contrast density, noted $\delta(\mathbf{k})$. The variance of $|\delta(\mathbf{k})|$ corresponds to the Fourier transform of the two-point correlation function, i.e. to the power spectrum $P(k) \propto \langle |\delta(\mathbf{k})|^2 \rangle_{|\mathbf{k}|=k}$. If the random field is Gaussian, the entirety of the statistical information is encapsulated within its two-point correlation function and hence in its power spectrum, whilst all odd correlation functions are zero. This same principle extends to the gravitational potential engendered by the contrast density field, such that all information on a Gaussian random field Φ_G for the Newtonian gravitational potential is contained within its two-point correlation function:

$$\langle \Phi_G(\mathbf{k}_1)\Phi_G(\mathbf{k}_2) \rangle = (2\pi)^3 \delta_D(\mathbf{k}_1 + \mathbf{k}_2)P(k_1), \quad (2)$$

where δ_D denotes the Dirac delta function and $\langle \dots \rangle$ is the ensemble average often traded for a spatial average owing to an ergodicity hypothesis. If the random field is non-Gaussian, however, the three-point correlation function and its corresponding bispectrum can display non-zero values, especially if the random field is skewed. It is the small values measured from Planck [29] and LSS [30] that allow to ascertain that the Universe is close to Gaussian on large scales, but as we shall briefly review below, constraints are much less stringent on small scales.

In the standard cosmological model, the primordial power spectrum for the Newtonian potential adopts the form $P_\Phi \propto A_S k^{n_S-4}$, where the parameters A_S and n_S quantify respectively the amplitude of the primordial perturbations and the deviation from scale invariance ($n_S = 1$ for scale invariance). Thanks to the translation invariance of the linearized equation of motion, modes are decoupled and one can linearly propagate these primordial perturbations as $\delta(\mathbf{k}, t) = T(k, t)\Phi(\mathbf{k})$, where t is the cosmic time and $T(k, t)$ is the transfer function. However, when entering the nonlinear regime, one then needs to follow the evolution of perturbations through numerical simulations, as we will do in this paper.

PNG can be simply expressed as deviations from Gaussianity through a sum of the Gaussian (Φ_G) and non-Gaussian (Φ_{NG}) contributions:

$$\Phi(\mathbf{x}) = \Phi_G(\mathbf{x}) + \Phi_{NG}(\mathbf{x}). \quad (3)$$

Local templates are usually defined as a perturbative expansion around the Gaussian term:

$$\Phi_{NG}(\mathbf{x}) = -f_{NL} (\Phi_G^2(\mathbf{x}) - \langle \Phi_G^2 \rangle). \quad (4)$$

where the f_{NL} parameter quantifies the amplitude of the quadratic correction. Note that this expansion is done here around the Gaussian random field for the Newtonian potential Φ , opposite to the Bardeen potential. The minus sign in Eq. (3) thus implies that a large positive value of f_{NL} corresponds to a distribution of the primordial contrast density skewed towards overdensities, whilst a large negative value corresponds to a contrast density

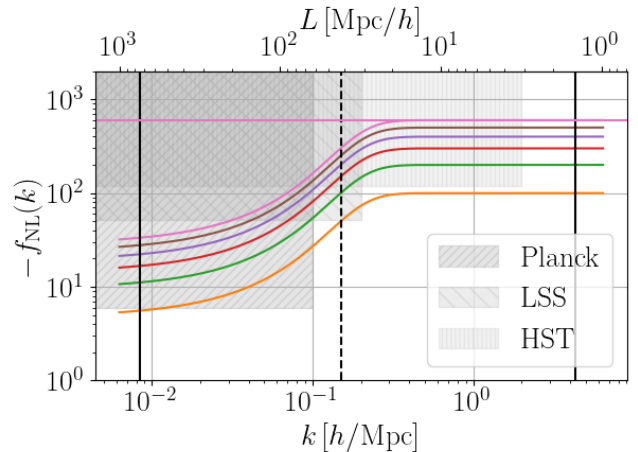


FIG. 1: The values of $f_{NL}(k)$ for the main models studied in this work. The white region is completely safe from all constraints while the grey zone is above the 1σ deviation from the constraints from Planck [29], LSS [30], and HST [35]. The solid lines represent 6 different values of $f_{NL}^0 \in [-600; -100]$ for a rather smooth transition with $\sigma = 0.1 h/\text{Mpc}$ at $k_{\min} = 0.15 h/\text{Mpc}$ in Eq. 6 with $\alpha = 1$. Each model asymptotes to the value f_{NL}^0 at large k . The solid vertical lines represent the range of k simulated in this work and the dotted vertical line represents the transition $k_{\min} = 0.15 h/\text{Mpc}$.

field skewed towards underdensities, exactly as per the standard convention. Most often, motivated by inflationary slow roll conditions, constraints on this parameter are set by assuming it to be constant over all scales. This f_{NL} parameter can also be defined as the ratio of the bispectrum to the power spectrum, and in more general local models, it can actually depend on scale [21]. Hereafter, we are interested in such a running parameter $f_{NL}(k)$ that grows with k , and hence becomes significant only at small scales.

Constraints on PNG at small scales The parameter f_{NL} is tightly constrained from large scale observation of the CMB and LSS, which we illustrate on Fig. 1. At smaller scales, $\mathcal{O}(10)$ Mpc, the constraints get looser. Using spectral μ -distortions from the CMB photons and correlating them with temperature fluctuations, $f_{NL} < 6800$ at 2σ for scales $\mathcal{O}(1)$ kpc [34]. Using data from the Hubble Space Telescope (HST), Ref. [35] finds $f_{NL} = 71^{+426}_{-237}$ at 2σ [35] with scale-dependent PNG featuring a Heaviside function activated at scales smaller than 60 Mpc. We illustrate this constraint on Fig. 1 too. However note that when PNG are only present at scales smaller than 6 Mpc, Ref.[35] actually finds a best-fit $f_{NL} \simeq -1000$, with a departure from $f_{NL} = 0$ significant at 1.7σ .

Phenomenological modeling For simplicity, and to keep a local form such as Eq. (4), we assume here that the parameter f_{NL} depends only on one scale such that

the non-Gaussian part reads in Fourier space as

$$\Phi_{\text{NG}}(\mathbf{k}) = -f_{\text{NL}}(k) \int \frac{d^3 k_1 d^3 k_2}{(2\pi)^3} \delta_D(\mathbf{k} - \mathbf{k}_1 - \mathbf{k}_2) \Phi_G(\mathbf{k}_1) \Phi_G(\mathbf{k}_2). \quad (5)$$

In order to model the scale dependence, we choose a simple *effective* three-parameter function:

$$f_{\text{NL}}(k) = \frac{f_{\text{NL}}^0}{1 + \alpha} \left[\alpha + \tanh\left(\frac{k - k_{\text{min}}}{\sigma}\right) \right], \quad (6)$$

where f_{NL}^0 is the amplitude of the non-Gaussian signal on small scales (large k). Here, we choose $\alpha = 1$ for simplicity. This choice leaves some amount of non-Gaussianity on large-scales, at the limit of current constraints, but it would of course also be possible to choose $\alpha(k_{\text{min}}, \sigma)$ such as to cancel f_{NL} completely for small k . The parameter σ controls the sharpness of the transition ($\sigma \rightarrow 0$ recovers the Heaviside case [35]). k_{min} is the typical scale of the transition between small and large PNG. Typically, a sharp transition during inflation between a massive and a massless spectator scalar field may lead to such a template for $f_{\text{NL}}(k)$. We leave for future work the exploration of the links between the phenomenological parameters ($f_{\text{NL}}^0, \sigma, k_{\text{min}}, \alpha$) and parameters related to the microphysics of inflation.

In Figure 1, we display the main constraints discussed previously along with the shapes of $f_{\text{NL}}(k)$ simulated in this work. They correspond to negative $f_{\text{NL}}^0 \in [-600; 0]$. The three other parameters are fixed: $\sigma = 0.1 h/\text{Mpc}$, $\alpha = 1$ and $k_{\text{min}} = 0.15 h/\text{Mpc}$. As the constraints from the different probes span a wide range of scales, we argue that those models are not *a priori* ruled out in the sense that each k -bin used to put the constraints carries different signal to noise, and f_{NL} usually comes from the larger k -bins. Remember that Ref. [35] actually found $f_{\text{NL}} \simeq -1000$ when PNG are only present at the smallest scales. A detailed analysis of the models template fitted with CMB, LSS and HST data is beyond the scope of this article, which presents the qualitative picture. A full exploration of the parameter space of scale-dependent non-Gaussian templates fitted to observations will be the topic of future explorations.

Numerical configuration Our implementation in `monofonIC` [36, 37] roughly follows the procedure described in Ref. [31], where instead of Eq. (4), we now use Eq. (5) and Eq. (6). Note that we have also implemented power laws: $f_{\text{NL}}(k) = f_{\text{NL}}^0 \times k^{n_{f_{\text{NL}}}}$ in a branch of `monofonIC` but its application to the S_8 tension was less straightforward. The results were indeed not converged when varying the box size. This was due to non-perturbative matter fluctuations at small scales. This problem is nicely solved when using templates featuring a plateau at small scales such as Eq. (6).

We compute the displacement field using Lagrangian perturbation theory at second order (2LPT) at redshift $z = 32$ on a 512^3 grid. For all our simulations, we use the following cosmological parameters compatible with

Planck cosmology: $\Omega_m = 0.31$, $\Omega_\Lambda = 0.69$, $H_0 = 67.7 \text{ km s}^{-1} \text{ Mpc}^{-1}$, $A_S = 2.11 \times 10^{-9}$ and $n_S = 0.967$. The parameters describing the PNG are $f_{\text{NL}}^0 \in [-600; 0]$, $\sigma = 0.1 h/\text{Mpc}$, $\alpha = 1$ and $k_{\text{min}} = 0.15 h/\text{Mpc}$. At $z = 32$, the typical suppression of the power spectrum at large k is always less than 2%.

Our box length is $L = 500 \text{ Mpc}/h$, though we have checked that our main result (in Fig. 3) does not depend on the box size by re-simulating, with the same number of particles and the same random seed, boxes of length 100, 200 and 1000 Mpc/h . We have also checked that the choice of random seed and the fixing/pairing [38] procedure impact our main result (in Fig. 3) by less than 1%.

III. RESULTS

We evolve our initial perturbations using the Tree-PM code `Gadget 4` [39] with a gravitational softening length of $\epsilon = 50 h^{-1} \text{ kpc}$. We then compute the nonlinear matter power spectrum at $z = 0.25$ and $z = 0$. At the smallest scales we are considering in this work, baryons are however known to impact the formation of structures, the dominant physical process being the ejection of gas from the AGN. In Refs. [12, 14], the authors explored whether the physical process driving the suppression of the matter power spectrum could be the baryonic effects. They concluded that the effect of baryons, when calibrated on observed quantities, is generically too weak to account for such a drop in the matter power spectrum. Even if larger feedback became allowed by observations, matching feedback on the scale of interest for PNG would dramatically oversuppress the smallest scales power spectrum.

In Fig. 2, we illustrate this by showing the suppression of the power spectrum at $z = 0$ that we get from PNG alone with $f_{\text{NL}}^0 = -300$ (without taking into account any additional effect of the baryons) with respect to the Gaussian case, which we compare to the suppression related to feedback in two state-of-the-art simulations reproducing most small-scale observations [16, 40]. It is immediately clear that our PNG template can suppress the power spectrum on slightly larger scales than baryonic feedback. Note that for simulations with scale-independent f_{NL} , such a drop of the power spectrum was already witnessed [41, 42], but the large scale behavior of such templates is tightly constrained.

To add the baryonic effects on top of the PNG, we use an emulator. Various such emulators have been developed [43–46]. Baryonification [47] is a technique that mimics the effect of the baryons in dark-matter-only simulation by slightly displacing the dark matter particles. In order to have a flavor of the impact of the baryonic effects on our PNG models, we use the emulator `BCemu`² [48, 49]. We use the 7 vanilla values of the parame-

² <https://github.com/sambit-giri/BCemu>

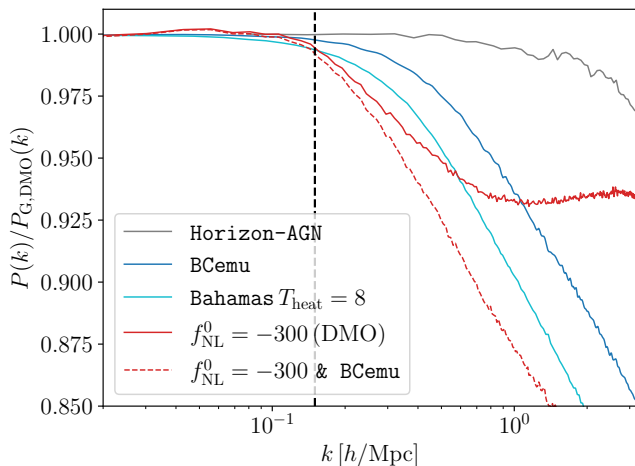


FIG. 2: At $z = 0$, power suppression due to baryonic feedback in different hydrodynamical simulations and the emulator BCemu, along with the suppressions in the scale-dependent PNG simulation with $f_{\text{NL}}^0 = -300$ studied in this work: Dark Matter Only (DMO) and with emulated baryonic physics. The dashed vertical line corresponds to $k_{\text{min}} = 0.15 h/\text{Mpc}$.

ters governing the baryonic physics: five parameters related to the gas: $M_c = 10^{13.3}$, $\mu = 0.93$, $\theta_{\text{ej}} = 4.2$, $\gamma = 2.25$, $\delta = 6.4$, and two parameters related to the stars: $\eta = 0.15$ and $\eta_\delta = 0.14$, see Table 1 of Ref. [48] for more details. A generic feature of the baryonic effects on the power spectrum is that they nicely decouple from the cosmology except from the value of the cosmological baryon fraction. While these results would need to be confirmed with hydrodynamical simulations [see 32] in large boxes including scale-dependent PNG, we will assume that the two effects add linearly for the present work, and leave to further investigations a confirmation with hydrodynamical simulations³. In Fig. 2, it is then clear that the PNG+baryon suppression with $f_{\text{NL}}^0 = -300$ is more important and kicks in at larger scales (smaller k) than with realistic baryonic feedback alone.

In Figure 3, we now display the impact of our non-Gaussian models on the nonlinear matter power spectrum compared to the needed suppression to explain away the S_8 tension. Using CLASS [51] and HaloFit for the linear and nonlinear power spectra, we reproduce Eq. (6) of Ref. [14] with $A_{\text{mod}} = 0.82 \pm 0.04$. This value of A_{mod} is valid for redshift around $z \sim 0.25$ where most of the statistical power of DES weak lensing data is present [14]. In this Figure, no baryonification is applied to the simulations (or, equivalently, the baryon impact is negligible as in the Horizon-AGN simulation [40], see also

Ref. [52]: in this case $f_{\text{NL}}^0 \sim -600$ or -500 can produce the necessary drop in amplitude for the power spectrum at nonlinear scales, while leaving the linear power spectrum untouched.

In Figure 4, we then display the impact of our non-Gaussian models on the nonlinear matter power spectrum along with the emulated baryonic effects from BCemu. In this case, depending on the weight of the redshift-bins in the data, the preferred value to solve the S_8 tension would be $f_{\text{NL}}^0 \sim -300$ or -400 .

To explore how much our conclusions depend on the specific models considered, we then varied the value of k_{min} and found (logically) that it is proportional to the value at which the nonlinear suppression of the matter power spectrum occurs. We have also varied the value of σ . In Appendix A, we provide a figure to illustrate the impact of the parameters.

IV. DISCUSSION AND CONCLUSIONS

Since no realistic baryonic feedback in hydrodynamical simulations provides a suppression of the matter power spectrum at large enough scales to solve the S_8 tension, we explored whether a scale-dependence of local-type PNG, with negative f_{NL} of the order of a few -10^2 at $\lesssim 10$ Mpc scales, can provide the needed suppression. For this, we devised collisionless numerical simulations of structure formation in boxes of $0.5 h^{-1}\text{Gpc}$ with a simple effective template for the scale-dependence of $f_{\text{NL}}(k)$. We thereby showed that such scale-dependent PNG can indeed provide the needed suppression. With a negligible effect of baryons on the matter power spectrum, the value of f_{NL} at small scales should be ~ -600 or -500 . With state-of-the-art baryonification, a value ~ -300 or -400 would be preferred.

The simple effective templates studied in this work provide a qualitative proof-of-concept, but of course it will need to be followed by a more complete exploration of scale-dependent non-Gaussian templates directly fitted to observations at different scales. For this, it would be convenient to devise an emulator of the effect of the scale-dependent PNG, coupled with an emulator of baryonic physics. This procedure will need to be backed by large hydrodynamical simulations [see 32, for such hydrodynamical simulations on small scales], along the lines of Ref. [50]. This would then allow to infer directly from weak lensing data the preferred values of the cosmological parameters along with the value of f_{NL}^0 and possibly k_{min} and α .

In this work, we have mainly concentrated on the S_8 tension as deduced from weak-lensing analyses, which are less dependent on biases – such as the infamous hydrostatic bias – in cluster count analyses. However, the tail of the Halo Mass Function (HMF) is in principle also altered by the models studied in this work. This is also supported by early weak-lensing peak statistics analyses who found a high sensitivity of the high-mass peaks to

³ Ref. [50] recently discussed this issue in the context of decaying-dark matter and massive neutrinos

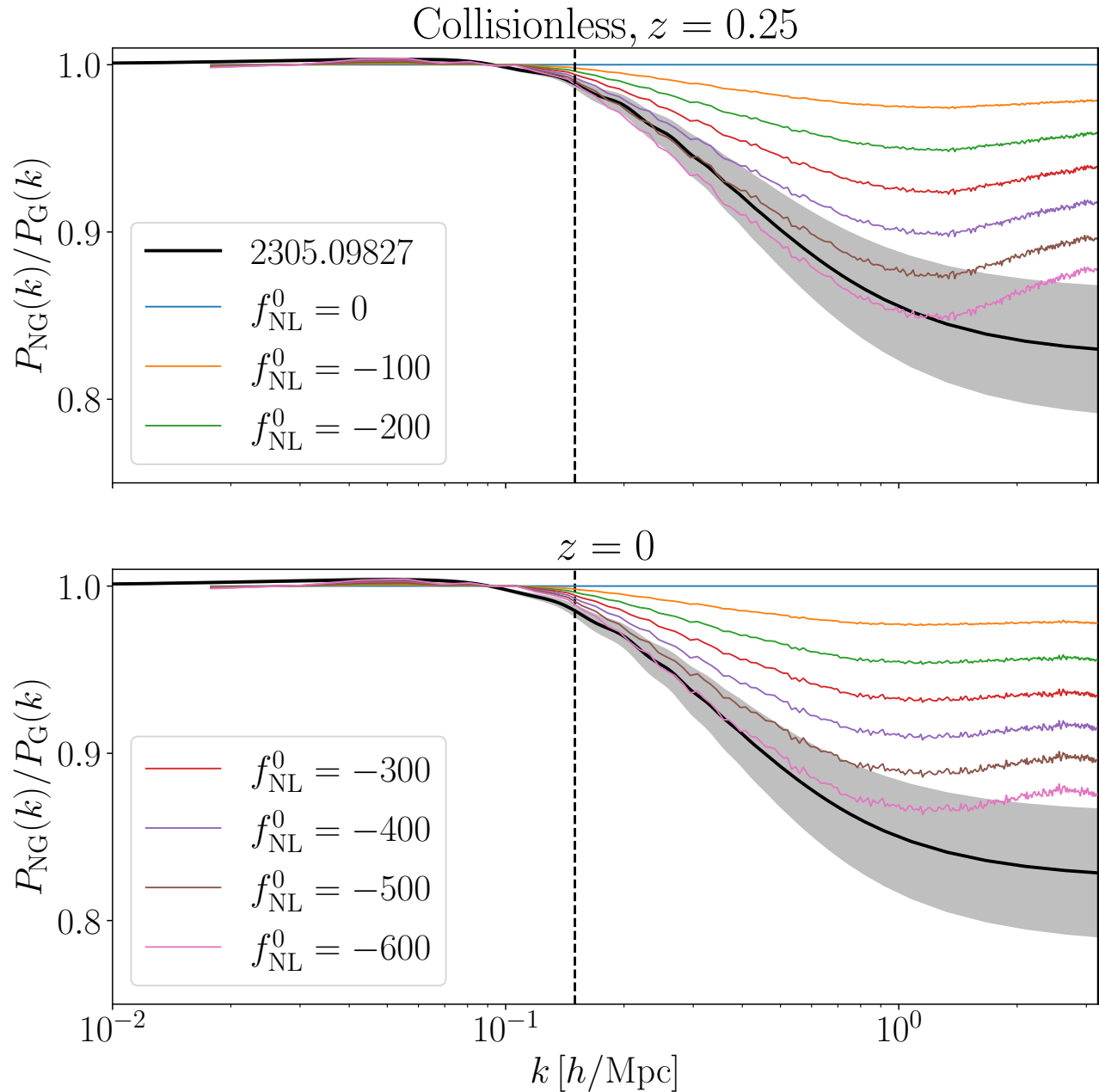


FIG. 3: Power suppression in the scale-dependent PNG simulations (thin colored lines) compared to the suppression inferred from KiDS and DES to solve the S_8 tension (thick black line). No baryonification has been considered, i.e., with a (non-)effect of baryons comparable to, e.g., Horizon-AGN. The maximal value of k represents the Nyquist wavenumber and the dashed vertical line corresponds to $k_{\min} = 0.15 h/\text{Mpc}$. Depending on the weight of the redshift-bins in the data, solving the S_8 tension may require $f_{\text{NL}}^0 \sim -600$ or -500 .

f_{NL} [53, 54]. In Appendix B, we present the HMF for $f_{\text{NL}}^0 = -300$ along with the Gaussian HMF, which shows a drop at high masses which could also impact the S_8 tension as studied from cluster counts [55–57]. We also checked for the abundance of voids, since our PNG template initially favours under-densities, and find that the

largest ($\sim 20 \text{ Mpc}/h$ in our $\sim 500 \text{ Mpc}/h$ box) voids in the $f_{\text{NL}}^0 = -300$ simulation are more numerous at redshift zero than in the Gaussian simulation. Finally, we have also checked that $f_{\text{NL}}^0 \sim -300$ leads to a drop of the power spectrum at $z = 3$ approximately compatible with the recent values for $(\Delta_{\text{lin}}^2, n_{\text{lin}})$ found from Lyman-alpha

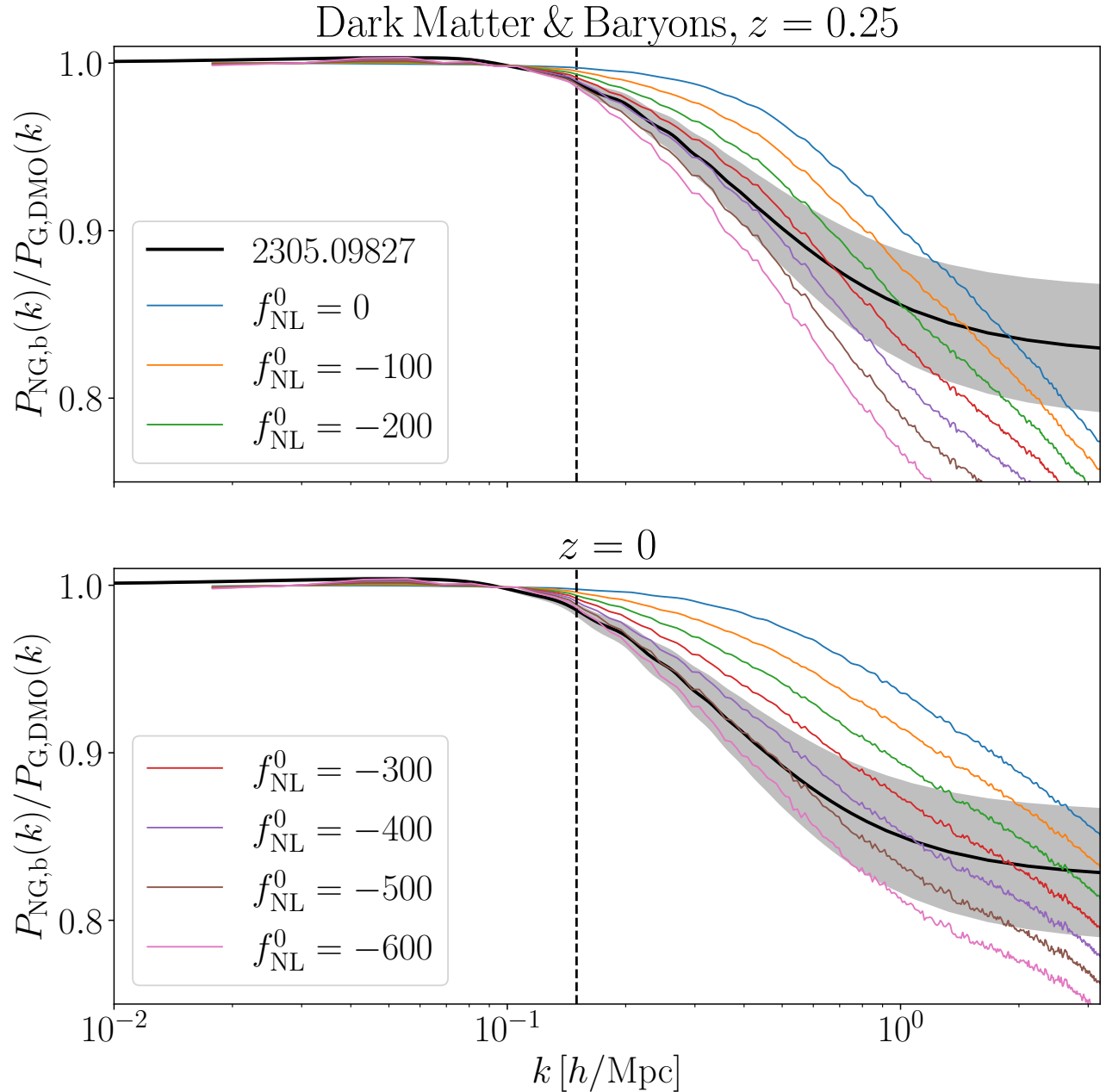


FIG. 4: Same as Fig 3, but this time with the baryonification model of Ref. [49]. Depending on the weight of the redshift-bins in the data, the preferred value to solve the S_8 tension would now be $f_{\text{NL}}^0 \sim -300$ or -400 .

data [58].

Local PNG impact the clustering of cosmological tracers, implying a scale-dependent bias [41]. It leads to tight constraints on PNG eg. [59]. While our models screen the large scale so that the CMB constraints lose support, a measure of the scale-dependent bias could also constrain the models studied in this work. It has been beyond the scope of the present paper to provide a complete analysis of the scale-dependent bias, which would need a larger

effective volume to study the effect [60–64], whilst on the largest scales, the relativistic effects may also alter the measured signal [65]. It will however be particularly interesting to test this in the future.

We conclude that the S_8 tension might, in fact, be a smoking-gun of non-trivial inflationary physics leading to scale-dependent PNG. This proposed solution to the S_8 tension is attractive because extensions to Λ CDM involving modified gravity rather typically lead to a boost and

not to a drop of the matter power spectrum [66–68]. As the present solution to the S_8 tension leaves the largest scales mostly untouched, it is easier to combine it with other solutions to cosmic tensions such as early dark energy solutions to the H_0 tension [69], which should be investigated in the future. Such a combination has never been tried and might prove particularly promising [18].

ACKNOWLEDGMENTS

BF, RI, and CS acknowledge funding from the European Research Council (ERC) under the European Union’s Horizon 2020 research and innovation program (grant agreement No. 834148). TM is supported by funding from the European Research Council (ERC) under the European Union’s HORIZON-ERC-2022 (grant agreement no. 101076865). TM and CS are grateful for insightful discussions on tensions in cosmology with Vivian Poulin. CS and BF thank Théo Bruant and Fabien Castillo for stimulating exchanges. This work has made use of the Infinity Cluster hosted by the Institut d’Astrophysique de Paris.

Softwares

The analysis was partially made using YT [70], as well as IPython [71], Matplotlib [72], NumPy [73]. All power spectra presented in this articles are measured with Pylians [74].

Authors’ Contribution

CS implemented in `monofonIC` the non-Gaussian initial conditions helped by TM. The simulations presented in this work were performed and analysed by CS in consultation with BF. CS and BF drafted the manuscript with inputs from NM. All the authors improved it by their insightful comments.

Carbon Footprint

Based on the methodology of Ref. [75] to convert⁴ the CPU hours used for the simulations presented in this work, we estimate that we have emitted 0.5 TCO₂e_q.

⁴ including the global utilisation of the cluster and the pollution due to the electrical source, the conversion factor is 4.7 gCO₂e/(h.core)

Appendix A: Impact of the phenomenological modeling

In our fiducial models, we fixed the phenomenological parameters of Eq. (6) to $\sigma = 0.1 h/\text{Mpc}$ and $k_{\min} = 0.15 h/\text{Mpc}$. Here, we study the impact of varying those two parameters by performing more simulations as illustrative examples, still keeping $\alpha = 1$ and fixing $f_{\text{NL}}^0 = -500$. Our results are displayed in Figure A.1. For a sharp transition ($\sigma = 0.02 h/\text{Mpc}$, close to Heavyside), we obtain the suppression in the power spectrum for $k > k_{\min}$ but also a small (5%) bump in the power spectrum around $k \sim 0.1 h/\text{Mpc}$. We interpret it as a numerical artefact due to the k -binning in `monofonIC` and for this reason we use in our fiducial models a rather smooth transition such as $\sigma = 0.1 h/\text{Mpc}$. The scale k_{\min} controls the scale at which the suppression due to PNG occurs and it is also a relevant parameter for buiding a robust candidate to solve the S_8 tension.

Appendix B: Halo Mass Function and Void Size Function

For a traditional scale-independent global value of f_{NL} , local-type PNG with negative f_{NL} are known to induce a drop of the HMF at large mass [41, 76]. Here, to check how such large masses are affected in our scale-dependent case, we present the HMF for $f_{\text{NL}}^0 = 0$ and -300 in Figure B.1.

It appears that the drop of the HMF would go in the right direction to solve the S_8 tension at the cluster count level. To show this a bit quantitatively, we check how the individual mass M in the Gaussian case should vary to reproduce the non-Gaussian case, with the following parametrization [56]:

$$M_{\text{corr}} = M \cdot \Upsilon \cdot \left(\frac{M}{M_*}\right)^\alpha \cdot \left(\frac{1+z}{1+z_*}\right)^\beta, \quad (\text{B1})$$

where $M_* = 2 \times 10^{14} M_\odot$, $z_* = 0.25$ and $(\alpha, \beta, \Upsilon)$ are allowed to vary. We have found that fixing them to $\alpha = -0.027$, $\beta = 0.05$ and $\Upsilon = 0.92$ roughly matches the Gaussian HMF to the non-Gaussian one, as can be observed in Figure B.1. Our results are not mutually exclusive with hydrostatic bias, but could reduce the need for a high bias to reconcile cluster counts with the *Planck* value of S_8 .

In the same vein, we also studied in our simulations the abundance of underdense regions identified with the void finder of `Pylians` using an underdensity threshold of $\delta_t = -0.7$. The abundance of voids in our simulations, plotted in Figure B.2, shows that the largest ($\sim 20 \text{ Mpc}/h$) voids in the $f_{\text{NL}}^0 = -300$ simulation are twice as numerous at redshift zero than in the Gaussian simulation. This higher proportion of voids may have interesting consequences in the context of the H_0 tension [77–79], although the voids that are considered as potentially

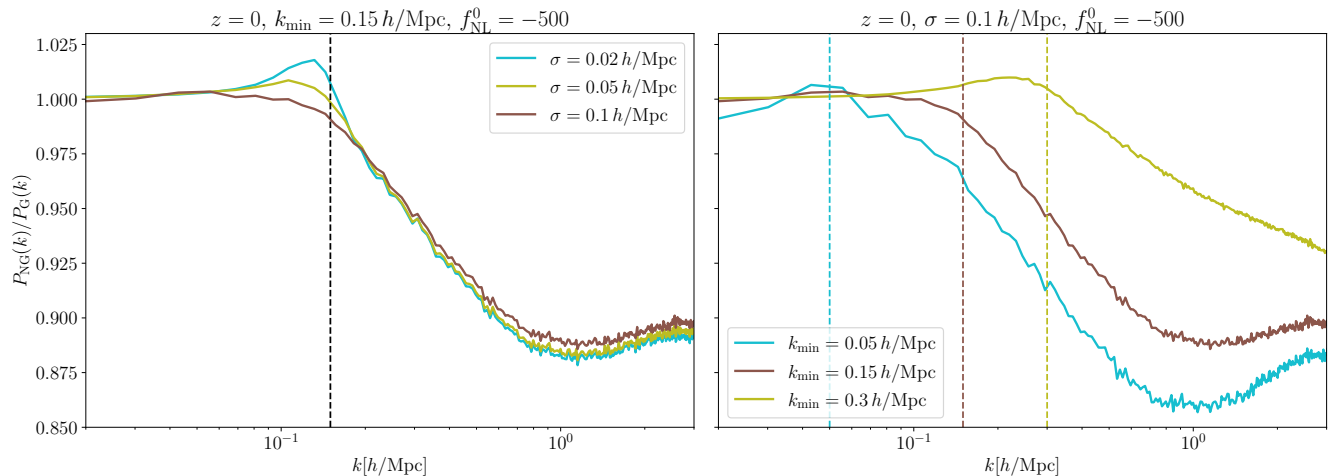


FIG. A.1: Ratio of power spectra at $z = 0$, illustrating the impact of varying σ and k_{\min} in Eq. (6) to these ratios. On the right panel, we see that k_{\min} imposes the scales at which the power spectrum is suppressed, therefore varying it can be an important aspect in alleviating the S_8 tension.

significant in such a context are an order of magnitude larger, and would certainly need additional modifications

to structure formation beyond PNG to explain away the Hubble tension.

-
- [1] J. S. Bullock and M. Boylan-Kolchin, Small-Scale Challenges to the Λ CDM Paradigm, *ARA&A* **55**, 343 (2017), arXiv:1707.04256 [astro-ph.CO].
- [2] P. J. E. Peebles, Formation of the Large Nearby Galaxies, *Mon. Not. Roy. Astron. Soc.* **498**, 4386 (2020), arXiv:2005.07588 [astro-ph.GA].
- [3] B. Famaey and S. S. McGaugh, Modified Newtonian Dynamics (MOND): Observational Phenomenology and Relativistic Extensions, *Living Reviews in Relativity* **15**, 10 (2012), arXiv:1112.3960 [astro-ph.CO].
- [4] A. G. Riess *et al.*, A 2.4% Determination of the Local Value of the Hubble Constant, *Astrophys. J.* **826**, 56 (2016), arXiv:1604.01424 [astro-ph.CO].
- [5] E. Di Valentino, O. Mena, S. Pan, L. Visinelli, W. Yang, A. Melchiorri, D. F. Mota, A. G. Riess, and J. Silk, In the realm of the Hubble tension—a review of solutions, *Class. Quant. Grav.* **38**, 153001 (2021), arXiv:2103.01183 [astro-ph.CO].
- [6] H. Hildebrandt *et al.*, KiDS-450: Cosmological parameter constraints from tomographic weak gravitational lensing, *Mon. Not. Roy. Astron. Soc.* **465**, 1454 (2017), arXiv:1606.05338 [astro-ph.CO].
- [7] P. A. R. Ade *et al.* (Planck), Planck 2015 results. XIII. Cosmological parameters, *Astron. Astrophys.* **594**, A13 (2016), arXiv:1502.01589 [astro-ph.CO].
- [8] M. Asgari *et al.* (KiDS), KiDS-1000 Cosmology: Cosmic shear constraints and comparison between two point statistics, *Astron. Astrophys.* **645**, A104 (2021), arXiv:2007.15633 [astro-ph.CO].
- [9] A. Amon *et al.*, Consistent lensing and clustering in a low- S_8 Universe with BOSS, DES Year 3, HSC Year 1 and KiDS-1000, *Mon. Not. Roy. Astron. Soc.* **518**, 477 (2023), arXiv:2202.07440 [astro-ph.CO].
- [10] N. Aghanim *et al.* (Planck), Planck 2018 results. VI. Cosmological parameters, *Astron. Astrophys.* **641**, A6 (2020), [Erratum: *Astron. Astrophys.* 652, C4 (2021)], arXiv:1807.06209 [astro-ph.CO].
- [11] G. Leconte-Chevillard, *Histoire d'une science impossible Cosmologie et épistémologie de 1917 à nos jours* (Editions de la Sorbonne., 2023).
- [12] A. Amon and G. Efstathiou, A non-linear solution to the S_8 tension? 10.1093/mnras/stac2429 (2022), arXiv:2206.11794 [astro-ph.CO].
- [13] M. Kilbinger, Cosmology with cosmic shear observations: a review, *Rept. Prog. Phys.* **78**, 086901 (2015), arXiv:1411.0115 [astro-ph.CO].
- [14] C. Preston, A. Amon, and G. Efstathiou, A non-linear solution to the S_8 tension – II. Analysis of DES Year 3 cosmic shear, *Mon. Not. Roy. Astron. Soc.* **525**, 5554 (2023), arXiv:2305.09827 [astro-ph.CO].
- [15] A. M. C. L. Brun, I. G. McCarthy, J. Schaye, and T. J. Ponman, Towards a realistic population of simulated galaxy groups and clusters, *Mon. Not. Roy. Astron. Soc.* **441**, 1270 (2014), arXiv:1312.5462 [astro-ph.CO].
- [16] I. G. McCarthy, J. Schaye, S. Bird, and A. M. C. Le Brun, The BAHAMAS project: Calibrated hydrodynamical simulations for large-scale structure cosmology, *Mon. Not. Roy. Astron. Soc.* **465**, 2936 (2017), arXiv:1603.02702 [astro-ph.CO].
- [17] I. G. McCarthy *et al.*, The FLAMINGO project: revisiting the S_8 tension and the role of baryonic physics, *Mon. Not. Roy. Astron. Soc.* **526**, 5494 (2023), arXiv:2309.07959 [astro-ph.CO].
- [18] S. Vagnozzi, Seven Hints That Early-Time New Physics Alone Is Not Sufficient to Solve the Hubble Tension, *Universe* **9**, 393 (2023), arXiv:2308.16628 [astro-ph.CO].

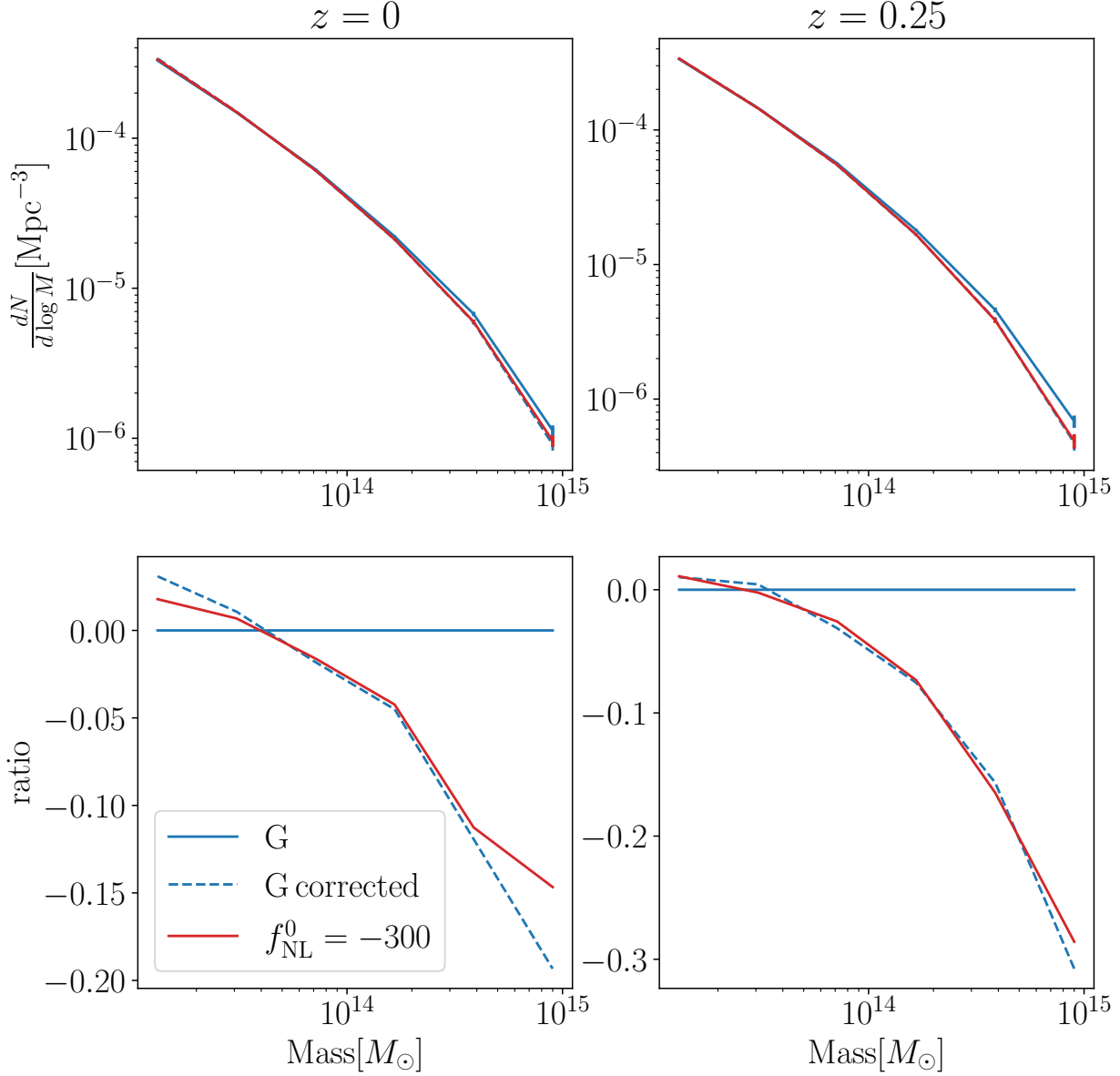


FIG. B.1: Halo Mass Function at $z = 0$ (left) and $z = 0.25$ (right) for the Gaussian and the $f_{\text{NL}}^0 = -300$ model considered in this work. The bottom panel is the ratio of the HMF with respect to the Gaussian case. Correcting the Gaussian model following Eq. (B1) leads to an effect similar to the non-Gaussian effect, as shown on the bottom panels.

- [19] I. d. O. C. Pedreira, M. Benetti, E. G. M. Ferreira, L. L. Graef, and L. Herold, A visual tool for assessing tension-resolving models in the H_0 - σ_8 plane, (2023), arXiv:2311.04977 [astro-ph.CO].
- [20] G. Cabass, E. Pajer, and F. Schmidt, How Gaussian can our Universe be?, JCAP **01**, 003, arXiv:1612.00033 [hep-th].
- [21] D. Wands, Local non-Gaussianity from inflation, Class. Quant. Grav. **27**, 124002 (2010), arXiv:1004.0818 [astro-ph.CO].
- [22] C. T. Byrnes, M. Gerstenlauer, S. Nurmi, G. Tasinato, and D. Wands, Scale-dependent non-Gaussianity probes inflationary physics, JCAP **10**, 004, arXiv:1007.4277 [astro-ph.CO].
- [23] N. Arkani-Hamed and J. Maldacena, Cosmological Collider Physics, (2015), arXiv:1503.08043 [hep-th].

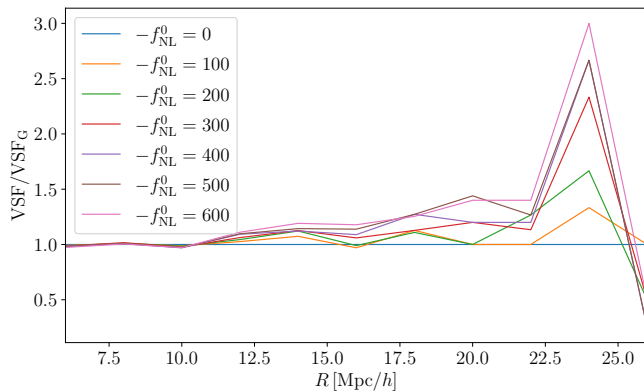


FIG. B.2: Ratio of the Void Size Functions (VSF) for the Gaussian and non-Gaussian models considered in this work. The non-Gaussian simulations lead to a larger number of large voids.

- [24] G. Cabass, O. H. E. Philcox, M. M. Ivanov, K. Akitsu, S.-F. Chen, M. Simonović, and M. Zaldarriaga, BOSS Constraints on Massive Particles during Inflation: The Cosmological Collider in Action, (2024), arXiv:2404.01894 [astro-ph.CO].
- [25] J. Martin, H. Motohashi, and T. Suyama, Ultra Slow-Roll Inflation and the non-Gaussianity Consistency Relation, Phys. Rev. D **87**, 023514 (2013), arXiv:1211.0083 [astro-ph.CO].
- [26] J. Chluba, J. Hamann, and S. P. Patil, Features and New Physical Scales in Primordial Observables: Theory and Observation, Int. J. Mod. Phys. D **24**, 1530023 (2015), arXiv:1505.01834 [astro-ph.CO].
- [27] C. Stahl, E. Strobel, and S.-S. Xue, Fermionic current and Schwinger effect in de Sitter spacetime, Phys. Rev. D **93**, 025004 (2016), arXiv:1507.01686 [gr-qc].
- [28] W. Z. Chua, Q. Ding, Y. Wang, and S. Zhou, Imprints of Schwinger Effect on Primordial Spectra, JHEP **04**, 066, arXiv:1810.09815 [hep-th].
- [29] Y. Akrami *et al.* (Planck), Planck 2018 results. IX. Constraints on primordial non-Gaussianity, Astron. Astrophys. **641**, A9 (2020), arXiv:1905.05697 [astro-ph.CO].
- [30] G. Cabass, M. M. Ivanov, O. H. E. Philcox, M. Simonović, and M. Zaldarriaga, Constraints on multifield inflation from the BOSS galaxy survey, Phys. Rev. D **106**, 043506 (2022), arXiv:2204.01781 [astro-ph.CO].
- [31] C. Stahl, T. Montandon, B. Famaey, O. Hahn, and R. Ibata, Exploring the effects of primordial non-Gaussianity at galactic scales, JCAP **01**, 024, arXiv:2209.15038 [astro-ph.CO].
- [32] C. Stahl, Y. Dubois, B. Famaey, O. Hahn, R. Ibata, K. Kraljic, and T. Montandon, Hydrodynamical simulations of galaxy formation with non-Gaussian initial conditions, JCAP **09**, 036, arXiv:2307.03300 [astro-ph.CO].
- [33] C. Stahl, N. Mai, B. Famaey, Y. Dubois, and R. Ibata, From inflation to dark matter halo profiles: the impact of primordial non-Gaussianities on the central density cusp, (2024), arXiv:2401.09614 [astro-ph.CO].
- [34] F. Bianchini and G. Fabbian, CMB spectral distortions revisited: A new take on μ distortions and primordial non-Gaussianities from FIRAS data, Phys. Rev. D **106**, 063527 (2022), arXiv:2206.02762 [astro-ph.CO].
- [35] N. Sabti, J. B. Muñoz, and D. Blas, First Constraints on Small-Scale Non-Gaussianity from UV Galaxy Luminosity Functions, JCAP **01**, 010, arXiv:2009.01245 [astro-ph.CO].
- [36] O. Hahn and T. Abel, Multi-scale initial conditions for cosmological simulations, Mon. Not. Roy. Astron. Soc. **415**, 2101 (2011), arXiv:1103.6031 [astro-ph.CO].
- [37] M. Michaux, O. Hahn, C. Rampf, and R. E. Angulo, Accurate initial conditions for cosmological N-body simulations: Minimizing truncation and discreteness errors, Mon. Not. Roy. Astron. Soc. **500**, 663 (2020), arXiv:2008.09588 [astro-ph.CO].
- [38] R. E. Angulo and A. Pontzen, Cosmological N-body simulations with suppressed variance, Mon. Not. Roy. Astron. Soc. **462**, L1 (2016), arXiv:1603.05253 [astro-ph.CO].
- [39] V. Springel, R. Pakmor, O. Zier, and M. Reinecke, Simulating cosmic structure formation with the gadget-4 code, Mon. Not. Roy. Astron. Soc. **506**, 2871 (2021), arXiv:2010.03567 [astro-ph.IM].
- [40] Y. Dubois *et al.*, Dancing in the dark: galactic properties trace spin swings along the cosmic web, Mon. Not. Roy. Astron. Soc. **444**, 1453 (2014), arXiv:1402.1165 [astro-ph.CO].
- [41] N. Dalal, O. Dore, D. Huterer, and A. Shirokov, The imprints of primordial non-gaussianities on large-scale structure: scale dependent bias and abundance of virialized objects, Phys. Rev. D **77**, 123514 (2008), arXiv:0710.4560 [astro-ph].
- [42] R. E. Smith, V. Desjacques, and L. Marian, Nonlinear clustering in models with primordial non-Gaussianity: the halo model approach, Phys. Rev. D **83**, 043526 (2011), arXiv:1009.5085 [astro-ph.CO].
- [43] A. Mead, S. Brieden, T. Tröster, and C. Heymans, HMcode-2020: Improved modelling of non-linear cosmological power spectra with baryonic feedback 10.1093/mnras/stab082 (2020), arXiv:2009.01858 [astro-ph.CO].
- [44] M. Knabenhans *et al.* (Euclid), Euclid preparation: IX. EuclidEmulator2 – power spectrum emulation with massive neutrinos and self-consistent dark energy perturbations, Mon. Not. Roy. Astron. Soc. **505**, 2840 (2021), arXiv:2010.11288 [astro-ph.CO].
- [45] G. Aricò, R. E. Angulo, S. Contreras, L. Ondaro-Mallea, M. Pellejero-Ibañez, and M. Zennaro, The BACCO simulation project: a baryonification emulator with neural networks, Mon. Not. Roy. Astron. Soc. **506**, 4070 (2021), arXiv:2011.15018 [astro-ph.CO].
- [46] D. Sharma, B. Dai, F. Villaescusa-Navarro, and U. Seljak, A field-level emulator for modeling baryonic effects across hydrodynamic simulations, (2024), arXiv:2401.15891 [astro-ph.CO].
- [47] A. Schneider and R. Teyssier, A new method to quantify the effects of baryons on the matter power spectrum, JCAP **12**, 049, arXiv:1510.06034 [astro-ph.CO].
- [48] A. Schneider, R. Teyssier, J. Stadel, N. E. Chisari, A. M. C. Le Brun, A. Amara, and A. Refregier, Quantifying baryon effects on the matter power spectrum and the weak lensing shear correlation, JCAP **03**, 020, arXiv:1810.08629 [astro-ph.CO].
- [49] S. K. Giri and A. Schneider, Emulation of baryonic effects on the matter power spectrum and constraints from galaxy cluster data, JCAP **12** (12), 046,

- arXiv:2108.08863 [astro-ph.CO].
- [50] W. Elbers *et al.*, The FLAMINGO project: the coupling between baryonic feedback and cosmology in light of the S_8 tension, (2024), arXiv:2403.12967 [astro-ph.CO].
- [51] D. Blas, J. Lesgourgues, and T. Tram, The Cosmic Linear Anisotropy Solving System (CLASS) II: Approximation schemes, *JCAP* **07**, 034, arXiv:1104.2933 [astro-ph.CO].
- [52] R. Terasawa *et al.*, Exploring the baryonic effect signature in the Hyper Suprime-Cam Year 3 cosmic shear two-point correlations on small scales: the S_8 tension remains present, (2024), arXiv:2403.20323 [astro-ph.CO].
- [53] L. Marian, S. Hilbert, R. E. Smith, P. Schneider, and V. Desjacques, Measuring primordial non-Gaussianity through weak lensing peak counts, *Astrophys. J. Lett.* **728**, L13 (2011), arXiv:1010.5242 [astro-ph.CO].
- [54] S. Hilbert, L. Marian, R. E. Smith, and V. Desjacques, Measuring primordial non-Gaussianity with weak-lensing surveys, *Mon. Not. Roy. Astron. Soc.* **426**, 2870 (2012), arXiv:1204.4530 [astro-ph.CO].
- [55] M. Douspis, L. Salvati, and N. Aghanim, On the Tension between Large Scale Structures and Cosmic Microwave Background, *PoS EDSU2018*, 037 (2018), arXiv:1901.05289 [astro-ph.CO].
- [56] L. Salvati, M. Douspis, A. Ritz, N. Aghanim, and A. Babul, Mass bias evolution in tSZ cluster cosmology, *Astron. Astrophys.* **626**, A27 (2019), arXiv:1901.03096 [astro-ph.CO].
- [57] V. Ghirardini *et al.*, The SRG/eROSITA All-Sky Survey: Cosmology Constraints from Cluster Abundances in the Western Galactic Hemisphere, (2024), arXiv:2402.08458 [astro-ph.CO].
- [58] K. K. Rogers and V. Poulin, 5σ tension between Planck cosmic microwave background and eBOSS Lyman-alpha forest and constraints on physics beyond Λ CDM, (2023), arXiv:2311.16377 [astro-ph.CO].
- [59] E.-M. Mueller *et al.* (eBOSS), Primordial non-Gaussianity from the completed SDSS-IV extended Baryon Oscillation Spectroscopic Survey II: measurements in Fourier space with optimal weights, *Mon. Not. Roy. Astron. Soc.* **514**, 3396 (2022), arXiv:2106.13725 [astro-ph.CO].
- [60] S. Avila and A. G. Adame, Validating galaxy clustering models with fixed and paired and matched-ICs simulations: application to primordial non-Gaussianities, *Mon. Not. Roy. Astron. Soc.* **519**, 3706 (2023), arXiv:2204.11103 [astro-ph.CO].
- [61] W. R. Coulton, F. Villaescusa-Navarro, D. Jamieson, M. Baldi, G. Jung, D. Karagiannis, M. Liguori, L. Verde, and B. D. Wandelt, Quijote-PNG: Simulations of Primordial Non-Gaussianity and the Information Content of the Matter Field Power Spectrum and Bispectrum, *Astrophys. J.* **943**, 64 (2023), arXiv:2206.01619 [astro-ph.CO].
- [62] A. G. Adame, S. Avila, V. Gonzalez-Perez, G. Yepes, M. Pellejero, C.-H. Chuang, Y. Feng, J. Garcia-Bellido, A. Knebe, and M. S. Wang, PNG-UNITsims: the response of halo clustering to Primordial Non-Gaussianities as a function of mass, (2023), arXiv:2312.12405 [astro-ph.CO].
- [63] D. Anbajagane, C. Chang, H. Lee, and M. Gatti, Primordial non-Gaussianities with weak lensing: information on non-linear scales in the Ulagam full-sky simulations, *JCAP* **03**, 062, arXiv:2310.02349 [astro-ph.CO].
- [64] B. Hadzhiyska, L. Garrison, D. J. Eisenstein, and S. Ferraro, AbacusPNG: A modest set of simulations of local-type primordial non-Gaussianity in the DESI era, (2024), arXiv:2402.10881 [astro-ph.CO].
- [65] T. Montandon, O. Hahn, and C. Stahl, Simulating the Universe from the cosmological horizon to halo scales, (2024), arXiv:2404.02783 [astro-ph.CO].
- [66] B. Fiorini, K. Koyama, and T. Baker, Fast production of cosmological emulators in modified gravity: the matter power spectrum, *JCAP* **12**, 045, arXiv:2310.05786 [astro-ph.CO].
- [67] I. n. Sáez-Casares, Y. Rasera, and B. Li, The e-MANTIS emulator: fast predictions of the non-linear matter power spectrum in $f(R)$ CDM cosmology, (2023), arXiv:2303.08899 [astro-ph.CO].
- [68] H. Sletmoen and H. A. Winther, A simple prediction of the non-linear matter power spectrum in Brans-Dicke gravity from linear theory, (2024), arXiv:2403.03786 [astro-ph.CO].
- [69] V. Poulin, T. L. Smith, T. Karwal, and M. Kamionkowski, Early Dark Energy Can Resolve The Hubble Tension, *Phys. Rev. Lett.* **122**, 221301 (2019), arXiv:1811.04083 [astro-ph.CO].
- [70] M. J. Turk, B. D. Smith, J. S. Oishi, S. Skory, S. W. Skillman, T. Abel, and M. L. Norman, yt: A Multi-code Analysis Toolkit for Astrophysical Simulation Data, *ApJS* **192**, 9 (2011), arXiv:1011.3514 [astro-ph.IM].
- [71] F. Perez and B. E. Granger, IPython: A System for Interactive Scientific Computing, *Comput. Sci. Eng.* **9**, 21 (2007).
- [72] J. D. Hunter, Matplotlib: A 2D Graphics Environment, *Comput. Sci. Eng.* **9**, 90 (2007).
- [73] S. van der Walt, S. C. Colbert, and G. Varoquaux, The NumPy Array: A Structure for Efficient Numerical Computation, *Comput. Sci. Eng.* **13**, 22 (2011), arXiv:1102.1523 [cs.MS].
- [74] F. Villaescusa-Navarro, Pylians: Python libraries for the analysis of numerical simulations, *Astrophysics Source Code Library*, record ascl:1811.008 (2018), ascl:1811.008.
- [75] F. Berthoud, B. Bzeznik, N. Gibelin, M. Laurens, C. Bonamy, M. Morel, and X. Schwindenhammer, *Estimation de l'empreinte carbone d'une heure.coeur de calcul*, Research Report (UGA - Université Grenoble Alpes ; CNRS ; INP Grenoble ; INRIA, 2020).
- [76] A. Pillepich, C. Porciani, and O. Hahn, Universal halo mass function and scale-dependent bias from N-body simulations with non-Gaussian initial conditions, *Mon. Not. Roy. Astron. Soc.* **402**, 191 (2010), arXiv:0811.4176 [astro-ph].
- [77] J. H. W. Wong, T. Shanks, N. Metcalfe, and J. R. Whitbourn, The local hole: a galaxy underdensity covering 90 per cent of sky to ≈ 200 Mpc, *Mon. Not. Roy. Astron. Soc.* **511**, 5742 (2022), arXiv:2107.08505 [astro-ph.CO].
- [78] S. Contarini, A. Pisani, N. Hamaus, F. Marulli, L. Moscardini, and M. Baldi, The perspective of voids on rising cosmology tensions, *Astron. Astrophys.* **682**, A20 (2024), arXiv:2212.07438 [astro-ph.CO].
- [79] S. Mazurenko, I. Banik, P. Kroupa, and M. Haslbauer, A simultaneous solution to the Hubble tension and observed bulk flow within 250 h $^{-1}$ Mpc, *Mon. Not. Roy. Astron. Soc.* **527**, 4388 (2024), arXiv:2311.17988 [astro-ph.CO].