

Writing with AI Lowers Psychological Ownership, but Longer Prompts Can Help

Nikhita Joshi

nvjoshi@uwaterloo.ca

Cheriton School of Computer Science

University of Waterloo

Canada

Daniel Vogel

dvogel@uwaterloo.ca

Cheriton School of Computer Science

University of Waterloo

Canada

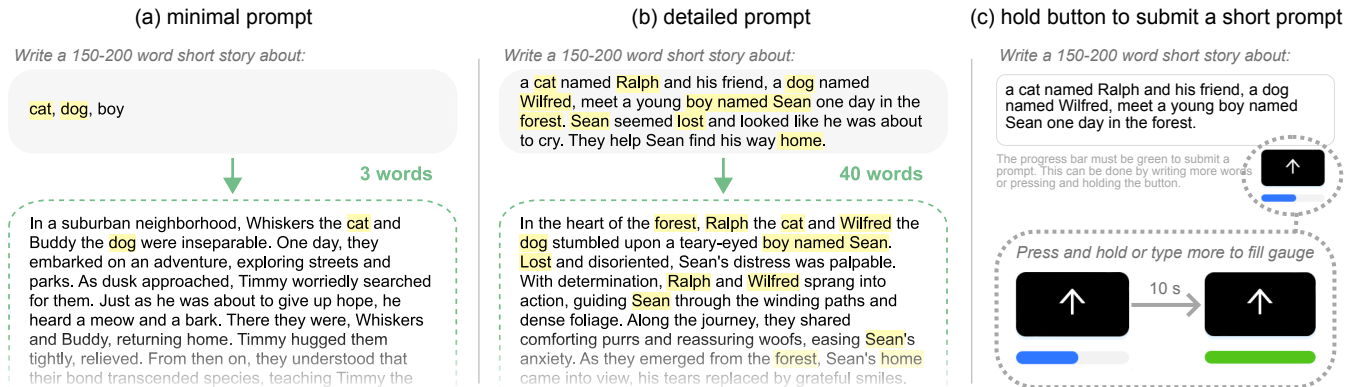


Figure 1: Writing a short story with (a) a minimal prompt with only 3 words and (b) a detailed prompt with 40 words. Yellow highlight shows similarities between the original prompt and the resulting story. Our work shows that longer prompts increases psychological ownership, likely due in part to this increased similarity. To encourage users to write longer prompts, we propose (c) a time delay experienced when pressing the button to submit a short prompt.

ABSTRACT

Feelings of something belonging to someone is called “psychological ownership.” A common assumption is that writing with generative AI lowers psychological ownership, but the extent to which this occurs is unclear. We report on two experiments to examine the relationship between psychological ownership and prompt length. Participants wrote short stories either completely by themselves or wrote prompts of varying lengths, enforced through word limits. Results show that when participants wrote longer prompts, they had higher levels of psychological ownership. Their comments suggest they thought more about their prompts, often adding more details. However, benefits plateaued when prompt length was 75-100% of the target story length. To work in current interfaces, we propose creating a “soft constraint” in the interface to nudge behaviour. Results show that a submit button that must be held down a long time if the prompt is short is effective at increasing prompt length.

KEYWORDS

generative AI, controlled experiments, interaction techniques

1 INTRODUCTION

Psychological ownership refers to beliefs of something belonging to someone, regardless of legal ownership [42]. People may feel psychological ownership toward anything, including physical objects [36], organizations [51], written works [5, 6, 8], and even

information or knowledge [44, 54]. Collaboration is necessary for many types of tasks, but collaborating with other people may reduce psychological ownership and even deter people from collaborating in the future [8, 41]. This may be especially true for creative tasks, like creative writing, where people invest significant time, energy, and sense of self [41, 42, 52].

People are increasingly “collaborating” with generative AI services like ChatGPT to write creatively. For example, author Rie Kudan, winner of the 170th Akutagawa Prize in Japan, used ChatGPT to help write her award-winning book [9]. Unlike collaboratively writing with another person, whose actions cannot be controlled, someone collaborating with a generative AI assistant has more control over the nature of the collaboration by including more details in their prompts. Prior work suggests that having more control through simple interventions, like manually “accepting” suggestions from an AI assistant, may improve feelings of psychological ownership [25].

User interface constraints act as forcing functions [35] and purposely constraining user interactions can have positive effects, for example, by promoting concise knowledge-sharing [20, 29], improving user confidence in search engines [40], and even improving reading comprehension [21]. Prior work on writing and search “prompts” shows that specifying more details in prompts imposes more constraints on the expected output [3, 18], so forcing the user to create prompts that are longer and more detailed may further improve feelings of psychological ownership when collaborating with a generative AI assistant. Specifically, the generated text should be more representative of the additional details in the prompt,

and including these details requires an investment of time, energy, and sense of self. Therefore, someone who invests more into their prompts may have increased feelings of psychological ownership than someone who invests less. Our research question is: *how much psychological ownership do people feel over creative writing produced by generative AI, and how does prompt length affect it?*

We explore the effects of collaborating with a generative AI assistant on psychological ownership through two experiments. During the first experiment, participants wrote 150-200 word short stories either completely by themselves or by writing prompts of varying lengths, enforced through word limits. Results showed that as participants wrote more to meet higher word limits, they had higher levels of psychological ownership. Specifically, participants included more details about the story plot in their prompts, which resulted in more similarities between their prompts and their stories and required more thought. The second experiment used even higher word limits, yet psychological ownership plateaued.

Strict word limits may not work well in practice, so an important follow-up research question is: *how can we encourage users to write longer prompts?* We propose a simple change to the prompt entry interface: a *time delay* based on prompt length. Specifically, the user must press and hold the prompt submission button for some time before their prompt is submitted. The time delay is a function of prompt length, meaning if someone writes a longer prompt, they experience less delay. Using a similar creative writing task, we conducted an experiment with 20- and 60-second delays, and found prompt length increased compared to having no delays.

The effects of writing with a generative AI assistant on psychological ownership is important for the HCI community to understand, as the community is developing systems with generative AI support that offload work from the user. While this may be beneficial for productivity, users may come to feel negatively about such systems and stop using them over time, especially for tasks where the end product should be “theirs.” Our work contributes empirical findings on the effects of writing with a generative AI assistant on psychological ownership and how this is impacted by prompt length, and a simple yet effective approach for increasing prompt length through time delays that can be integrated into current chat-based AI interfaces.

2 BACKGROUND AND RELATED WORK

It has been long understood that people feel possessive towards objects, ideas, places, and creations. In psychology, these possessive feelings are referred to as *psychological ownership* [41, 42]. Many factors contribute towards increased feelings of psychological ownership, like the investment of time, energy, and sense of self, which may explain why people feel possessive towards creative work [41, 42, 52]. Feeling psychological ownership can have positive outcomes, like an increased sense of responsibility and citizenship behaviour [42], but can negatively impact tasks when multiple people collaborate [41], as something that is jointly-owned cannot simultaneously be solely-owned [8]. We outline prior work that focuses on psychological ownership in the context of collaborative writing with people and AI, and prior work on constrained writing.

2.1 Collaborative Writing with Humans

Collaborative writing takes many forms. Posner and Baecker [43] show that writers take on different roles, like actively writing text, becoming a consultant by guiding the text without actually writing it, and editing or reviewing someone else’s writing. Collaborative writing with multiple people can improve the quality of the resulting text. Some types of collaborative environments may be even more effective at improving text quality, like when there is balanced participation from all collaborators [38, 58]. However, writers often feel psychological ownership over jointly-written text, for example, synchronous writing in Google Docs [6, 8] and asynchronous contributions to Wikipedia [17, 50]. Fears of losing psychological ownership can be detrimental when it leads to territorial behaviours [23] or avoiding future collaboration [8]. However, this depends on the type of collaboration: editing decreases psychological ownership as is a more intrusive type of collaboration compared to collaborating with a consultant who only provides guidance with suggestions [8]; and synchronous collaborations with more communication can improve psychological ownership [2]. Psychological ownership may explain an *illusory superiority cognitive bias*; specifically, Blau and Caspi [5, 6] showed that writers believe that edits made by a collaborator decreases quality of text, but paradoxically, the writer believes their own edits improve their collaborator’s text.

2.2 Collaborative Writing with AI

When writing with a generative AI assistant, the human and AI may both take on different roles based on the provided prompt. Many roles proposed by Posner and Baecker [43] in traditional collaborative writing scenarios with humans may transfer to writing with a generative AI assistant. For example, ChatGPT may become the writer if the human consults on what the text should contain, and it may act as an editor or reviewer if the human writes text themselves and explicitly asks for edits or comments.

Psychological ownership has been identified as important to the design [24] and evaluation [49] of AI writing systems, but few papers have focused on evaluating the effects of writing with AI on psychological ownership. Biermann et al. [1] conducted interviews with hobbyist and professional writers to better understand how they write and the challenges they face while writing. Participants commented on mock-up user interfaces designed for different AI assistant roles, such as using the AI to receive suggestions for new text or to generate dialog for different characters. Psychological ownership was an important factor for these writers, and some designs were poorly received because they *“overstep the boundaries”* of the human writer. Draxler et al. [12] asked participants to write postcards entirely by themselves or to edit or choose postcards pre-written by AI before “signing” the postcard. Participants did not feel psychological ownership towards text that was pre-written by AI, however, they still did not list “AI” as an author, suggesting the presence of an *AI Ghostwriter Effect*. Li et al. [28] asked participants to write persuasive essays and stories with an AI assistant, where the human and the AI could be the primary writer or the editor. Having the AI as the primary writer lowered psychological ownership, however, participants still valued AI assistance as they were willing to forego some payment to receive help. These early evaluations suggest that psychological ownership is lowered when

collaborating with AI, but aside from the exploring the role of the AI, they have not explored factors that contribute towards lower psychological ownership in depth.

There are many writing systems that leverage AI and LLMs (e.g., [19, 59]), but we focus on those that evaluated psychological ownership. Dramatron [31] helps writers create theatre screenplays and scripts, but writers reported low feelings of psychological ownership over the resulting pieces. GhostWriter [56] allows writers to refine writing style preferences through highlights, but psychological ownership was the most varied and lowest scoring metric. Metaphoria [16] suggests metaphors while writing poems, but writers felt less psychological ownership when using it, especially when “*the suggestions were particularly good.*” The type of suggestion may also play a role. For example, Dhillon et al. [11] found that psychological ownership decreased when writers received entire paragraphs or sentences as suggestions from an AI writing assistant. Lee et al. [25] suggested that as writers receive more suggestions from AI, they write less and feel less psychological ownership. However, they note that these results were preliminary and more research is needed to further validate these findings.

It has been hypothesized that increased control is desirable for human-AI collaborations (e.g., [37, 45, 46]), and that having more control can increase feelings of psychological ownership while writing. For example, Lehmann et al. [26] compared AI-generated suggestions that the user had to manually accept to suggestions that were automatically inserted into the text body. They found that manually-accepted suggestions led to higher feelings of psychological ownership, which may be due to the increased control at the composition stage.

2.3 Constrained Writing and Prompts

Constrained writing experiences can improve creative expression [4, 32] and comfort when writing collaboratively [57]. Few have explored constraining prompts. In a traditional writing context without any AI assistance, Haught and Johnson-Laird [18] compared the use of nouns and drawings as writing prompts, noting that drawings are a more constrained type of prompt as the additional details contained within a drawing place additional requirements on the final text. When prompted by a drawing, writers wrote sentences that were more creative than when prompted by nouns.

To summarize, prior work has shown that psychological ownership is important to writers who write collaboratively with humans and with AI. Although some AI writing systems have included features to give writers more control to increase psychological ownership, the effects of more fundamental properties, such as the AI prompt length, have yet to be explored.

3 EXPERIMENT 1: WORD LIMIT

The goal of this experiment is to understand the impact of writing with generative AI on psychological ownership and how prompt length affects it. Participants wrote 150-200 word short stories without any generative AI assistance, or with generative AI assistance by writing prompts of varying word lengths, which were enforced through word limits.

3.1 Participants

We recruited 41 participants through the crowdsourcing experiment service, Prolific.¹ Participants were restricted to the United States and Canada, those who had completed at least 2,500 tasks, and those who had an approval rating greater than 98%. We manually examined all open-ended responses and user input to identify fraudulent responses [47] and filtered out participants who experienced technical issues with our interface; who padded out their prompts or stories with dummy text to meet the word minimums; and who did not make enough keystrokes to generate their user input, suggesting they copied and pasted content from another source. In total, 10 participants (24%) were excluded, leaving 31 valid responses (Table A.1). All self-reported being proficient at reading and writing in English (all ≥ 5 on a 1-7 scale). Participants received \$15 as remuneration.

3.2 Apparatus and Task

The experiment software was a Node.js and React web application (Figure 2). The main writing interface had a toolbar on the top and a side-by-side view underneath. The top toolbar contained instructions for the trial and three nouns that the story had to be about (i.e., randomly assigned “*triad*” from a set of nine triads adapted from Foley et al.’s text composition task [15]), which is useful for encouraging creative thinking on the spot during experiments [13]. Writing independent short stories is an ideal task for this type of experiment as it requires a high personal investment and expression of self, which are important for psychological ownership, yet it provides increased control for an experiment.

A text box on the left provided a space for participants to write a story or a prompt for GPT-3.5 Turbo. Copying and pasting within the text box were disabled to prevent cheating, but this may not work across all browsers, so keystroke-level activity was also logged to verify response validity. A word counter above the text box displayed the number of words in the text box. Once the word count satisfied the requirements for the condition, a *Finalize* button could be pressed, causing the story to “type out” on the right side of the screen, following the behaviour of LLM AI systems like ChatGPT. The *Finalize* button could only be pressed once. The story was either generated by GPT-3.5 Turbo by including the prompt written by the participant within a larger prompt, or it was the same text of the story written by the participant. The same typing effect was used in both cases, and this provided an opportunity for participants to read the story. After the story was fully typed, a *Continue* button could be pressed to end the trial.

3.3 Procedure

Participants received a link to the web application through Prolific. The experiment was restricted to laptop and desktop devices on Prolific and in the experiment software. After entering basic demographic information and reading instructions, they were shown the writing interface and were asked to write a short story or a prompt about the three presented nouns. After the writing stage, they answered 12 questions about their story and the writing experience. They repeated this for all conditions before answering 3

¹<https://www.prolific.com>

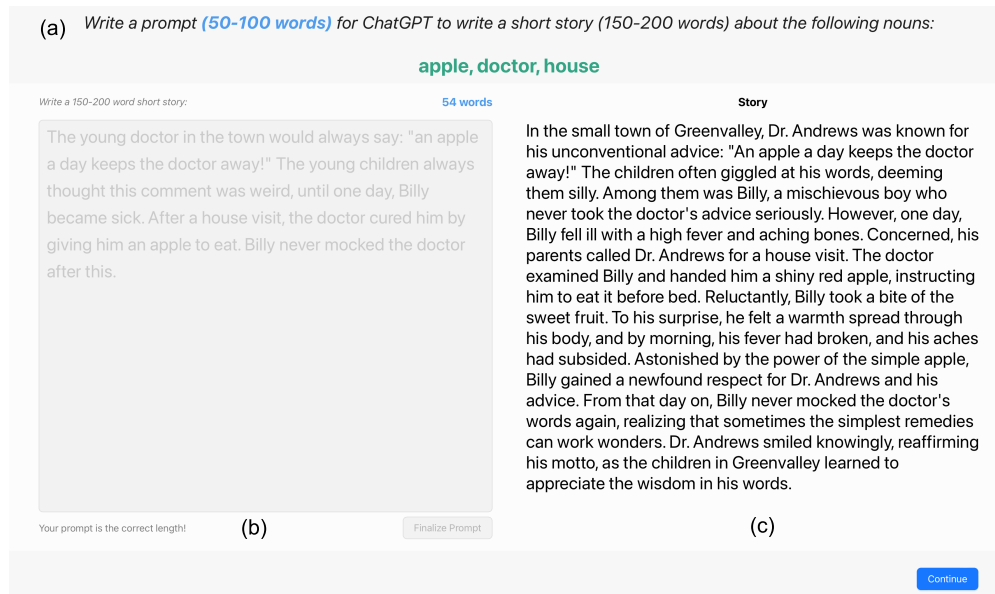


Figure 2: Experimental interface (shown with AI assistance): (a) top toolbar showing the instructions and three nouns the story had to be about; (b) a text box where the participant wrote their prompt or short story; (c) the story written by themselves or with AI assistance.

questions about their overall thoughts and preferences. The entire experiment took approximately one hour.

3.4 Word Limits

We were interested in examining the effects of prompt length, believing that being forced to write longer prompts will increase the prompt level of detail and improve psychological ownership. As such, we needed to test a range of prompt lengths representing key cases, like a story generated with very little guidance from the writer, a story heavily guided by the writer, and a story written solely by the writer. At the same time, we had to ensure that the experiment duration was not too long for participants. We ultimately decided that the final stories for all conditions had to be 150-200 words, so that the conditions requiring more writing from the participant were not too time-consuming in the context of the experiment but still long enough to fully develop a story. With a 150-200 word final story in mind, we chose conditions to examine the effects of prompt length and a baseline:

- **3 words with GPT**, representing 1% of the maximum final story word count. This best approximates the case where the story is fully generated by an AI assistant.
- **50-100 words with GPT**, representing 25-50% of the maximum final story word count. The story is generated by an AI assistant but has some guidance from the participant.
- **150-200 words with GPT**, representing 75-100% of the maximum final story word count. The story is generated by an AI assistant, but with a lot of guidance from the participant.
- **150-200 words without GPT**, a baseline representing the case where the story is fully written by the participant.

3.5 Design

This is a within-subjects design with one primary independent variable, *CONDITION* (levels: AI-3, AI-50, AI-150, NO-AI; the number representing the word minimum). *CONDITION* was randomly assigned. For each *CONDITION*, the primary measures were 12 subjective question scores, all interval numeric scores within a 1-7 range. Four questions represented metrics related to psychological ownership and the phrasing was similar to prior work [8, 33]: *Personal Ownership*, *Responsibility*, *Personal Connection*, *Emotional Connection*. We average these four scores to create a composite measure, *Psychological Ownership*, which is a common technique in psychology. The internal consistency reliability was calculated using Cronbach's alpha, and the reliability was very high ($\alpha = 0.96$), indicating that *Psychological Ownership* was a reliable composite measure for data analysis. Six questions represented metrics from the NASA-TLX: *Mental Demand*, *Physical Demand*, *Temporal Demand*, *Performance*, *Effort*, and *Frustration*. Finally, two questions asked about task *Enjoyment* and the perceived *Story Quality*. Note our analysis presents the scores for *Enjoyment* and *Performance* reversed (i.e., $8 - x$) to align valence and numeric scores.

In addition, objective metrics were calculated from logs: the time taken in minutes to write the prompt or story (*Duration*), the number of words in each (*Word Count*), and the text similarity between the final story and the participant's prompt (*Text Similarity*). The latter was calculated using the Levenshtein distance (0-100 range; 100 being identical texts).

After all conditions, participants were asked to rank all four stories (*Story Ranking*) from most favourite (1) to least favourite (4) with ties allowed before answering two open-ended questions about their thoughts on having a word limit and their general experience using the writing interface.

4 EXPERIMENT 1: RESULTS

Where applicable, we use a Friedman test and Wilcoxon signed-rank tests, with Holm’s corrections for multiple comparisons; and Spearman’s correlations. *To streamline the presentation of results, all statistical test details are shown in Appendix A in Table A.2, along with supplementary graphs.* Where applicable, graphs show the mean and individual participant scores, and all error bars represent 95% confidence intervals (bootstrapped with 10,000 resamples).

4.1 Psychological Ownership

Overall, being forced to write more words improved feelings of psychological ownership (Figure 3). A significant effect of **CONDITION** on *Psychological Ownership* and post hoc tests revealed that AI-3 led to the lowest scores ($M=1.80$, $SD=1.13$), followed by AI-50 ($M=3.90$, $SD=1.61$), AI-150 ($M=4.57$, $SD=1.70$), and NO-AI ($M=6.29$, $SD=0.80$). The spread of data suggests that participants were more consistent with their scores for AI-3 (IQR=1–2.25) and NO-AI (IQR=6–7) than they were for AI-50 (IQR=3–5.12) and AI-150 (IQR=4–5.75). Additional graphs about *Personal Ownership*, *Responsibility*, *Personal Connection*, and *Emotional Connection* are in Appendix A.

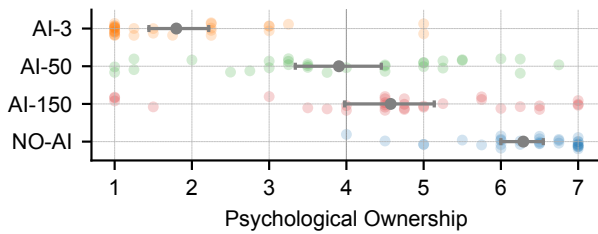


Figure 3: Psychological Ownership by CONDITION. Higher scores correspond to higher feelings of Psychological Ownership.

4.2 Writing Activities

To better understand factors that may have contributed to these results, we examine participants’ writing activities and task workload. Open-ended responses were grouped by the first author as the data was straightforward given the number of participants and the short response length (2-3 sentences each).

4.2.1 Duration. As expected, participants spent more time writing the longest prompt and the entire story, but those times were similar and duration alone was not a strong indicator of psychological ownership. Overall, a significant effect of **CONDITION** on *Duration* and post hoc tests revealed that AI-3 ($M=5.26$, $SD=8.08$) and AI-50 ($M=3.88$, $SD=2.60$) were faster than AI-150 ($M=8.37$, $SD=4.91$) and NO-AI ($M=9.54$, $SD=6.83$; Figure 4). We anticipated that spending more time writing may lead to higher *Psychological Ownership*, but they were only moderately positively correlated ($r_s = .45$; $p < .001$).

4.2.2 Word Count. We observed a strong positive correlation between *Word Count* and *Psychological Ownership* ($r_s = .72$; $p < .001$), suggesting that as participants wrote more, they felt more psychological ownership over their writing. As expected, we observed a significant effect of **CONDITION** on *Word Count* with post hoc

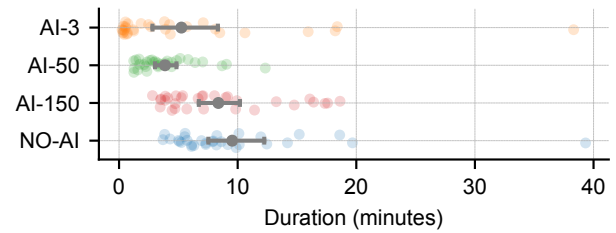


Figure 4: Duration by CONDITION.

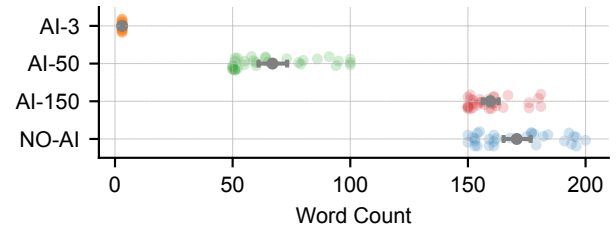


Figure 5: Word Count by CONDITION.

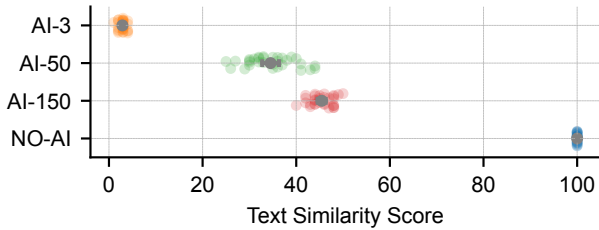
tests showing participants wrote fewer words with AI-3 and AI-50 ($M = 66.94$, $SD = 17.91$) than they did with AI-150 ($M = 159.52$, $SD = 9.86$) and NO-AI ($M = 170.74$, $SD = 16.63$; Figure 5). However, we also observed a significant difference between AI-150 and NO-AI. This is intriguing, as both conditions had the same word limits. One possibility is that the AI-150 condition encouraged *satisficing behaviour*: participants did the minimum amount of work required for the task. This idea is supported by the spread of the data, which is clustered near the 150 word minimum for AI-150 (IQR=151.50–161.50) and not more evenly distributed like it is for NO-AI (IQR=154.50–183). Participants may have encountered a mental block with the 150 word minimum prompt. For example, some participants mentioned how it was “*more taxing to write [a] longer prompt*” (P31), how it encouraged writing “*more frivolously*” (P16), how they “*couldn’t think of what [...] to write about*” (P21), and how they were “*not used to [...] providing context or background for a story [...] and asking ChatGPT to expand on the story*” (P17).

4.2.3 Text Similarity. Overall, being forced to write more led to more text similarity with the generated story. There was a very strong positive correlation between *Word Count* and *Text Similarity* ($r_s = .91$, $p < .001$) and a significant effect of **CONDITION** on *Text Similarity*, revealing that prompts written with AI-3 were the least similar to the final story ($M = 2.87$, $SD = 0.72$), followed by AI-50 ($M = 34.52$, $SD = 5.12$), AI-150 ($M = 45.45$, $SD = 2.42$), and NO-AI (Figure 6). Much like *Word Count*, having increased *Text Similarity* was strongly positively correlated with higher *Psychological Ownership* ($r_s = .78$, $p < .001$).

4.2.4 Prompt Strategies. We observed participants adopting several strategies with their prompts (Table 1). As expected, most participants wrote the three specified nouns for AI-3, so we only consider AI-50 and AI-150. Only 4 prompts (6%) purely consisted of instructions without any details about the story plot; 25 (40%)

Table 1: Example prompt types submitted by participants (examples from AI-50 condition).

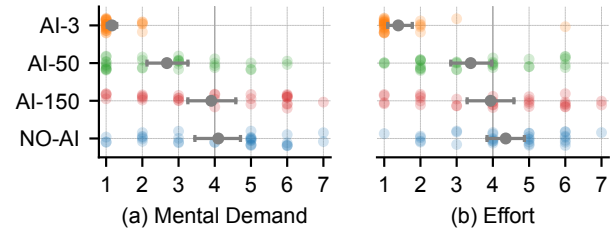
Plot	Mix	Instructions
"The girl asked her grandma for a dog every time she saw her. The grandma kept saying no, until finally she surprised her granddaughter with a dog for Christmas that year. The girl had tears of joy that she finally got a dog and was in disbelief that it was happening." (P18)	"Create an average word paragraph using the following nouns: House, grandpa and mug. Start with a setting of grandpa sitting in a rocking chair on the porch. Have grandpa tell a quick story to his 8 year old grand daughter named Lisa. End story with grandpa going into the house." (P15)	"Write a short story about these three nouns: Boy, boat, cat. The story should be 150 - 200 words in length. The whole story should be about these three nouns. Write a story that can be read to children, so the words should be as simple as possible so children could understand." (P26)

**Figure 6: Text Similarity by CONDITION. Higher scores refer to more similarities between the input and output (100 = identical texts).**

purely consisted of story plot details and resembled partially complete stories; and majority (33, 53%) were a mix of instructions and story details. As would be expected, it seems like forcing participants to write longer prompts encouraged greater levels of details about the story, something that 11 (35%) participants noted, for example: "when I provide more words, I see that ChatGPT produces a story that is almost the same as mine" (P1). Of these participants, 8 (25%) noted how this increased feelings of psychological ownership, for example: "with longer prompts, I could influence what was on display and felt more ownership [towards] the work" (P13).

4.2.5 Task Workload and Enjoyment. The longest prompt and writing the full story were more mentally demanding and the shortest prompt required the least effort (Figure 7), but we did not observe meaningful trends for other task workload factors or enjoyment (see Appendix A for additional graphs). For *Mental Demand*, a significant effect of *CONDITION* and post hoc tests revealed that AI-3 ($M = 1.61$, $SD = 0.37$) and AI-50 ($M = 2.68$, $SD = 1.62$) were less mentally demanding than AI-150 ($M = 3.90$, $SD = 1.90$) and NO-AI ($M = 4.10$, $SD = 1.81$; Figure 7a). There were no significant differences between AI-150 and NO-AI. *Mental Demand* was strongly positively correlated with *Psychological Ownership* ($r_s = .65$, $p < .001$).

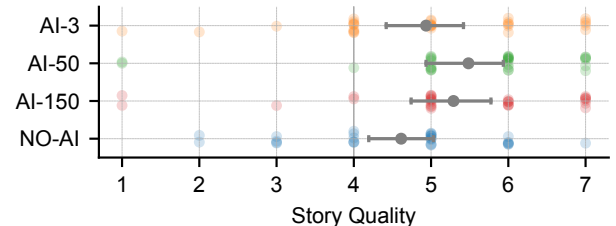
There was a significant effect of *CONDITION* on *Effort*. Unsurprisingly, post hoc tests showed that AI-3 required the least *Effort* ($M = 1.39$, $SD = 0.99$). Although AI-50 ($M = 3.39$, $SD = 1.63$) required less effort than NO-AI ($M = 4.35$, $SD = 1.52$), there were no significant differences between AI-50 and AI-150 ($M = 3.94$, $SD = 1.88$) or between AI-150 and NO-AI (Figure 7b). *Effort* was strongly positively correlated with *Psychological Ownership* ($r_s = .66$, $p < .001$). The relationship between *Mental Demand* and *Effort* and *Psychological Ownership* makes sense; it has been long understood that investing more energy and self improves psychological ownership [41, 42, 52], which requires more thought and effort.

**Figure 7: (a) Mental Demand and (b) Effort by CONDITION. Lower scores correspond to lower Mental Demand and Effort.**

4.3 Story Quality and Preferences

Our results suggest participants felt more psychological ownership as they wrote more words, but did this lead to higher quality stories? Overall, it did not seem to improve *Story Quality*. Although there was a significant effect of *CONDITION* on *Story Quality*, pairwise post hoc tests did not reveal any significant differences between AI-3 ($M = 4.94$, $SD = 1.46$), AI-50 ($M = 5.48$, $SD = 1.43$), AI-150 ($M = 5.29$, $SD = 1.53$), and NO-AI ($M = 4.61$, $SD = 1.23$; Figure 8). *Story Quality* was very weakly and weakly positively correlated with *Psychological Ownership* ($r_s = .19$, $p < .05$) and *Effort* ($r_s = .20$, $p < .05$), respectively.

Although there were no significant differences for *Story Quality*, *Story Ranking* suggests that participants may have had a slight preference for NO-AI stories since 11 (35%) gave NO-AI the highest ranking of 1 (Figure 9). One possibility is the presence of a *mere ownership effect*: participants may have preferred their writing simply because they owned it. Another possibility is that after seeing all stories together, the stories produced by AI were perceived to be "formulaic and uninteresting" (P23).

**Figure 8: Story Quality. Higher scores correspond to higher quality stories.**

4.4 Summary

To summarize, our results suggest that forcing people to write longer prompts increases psychological ownership of their writing.

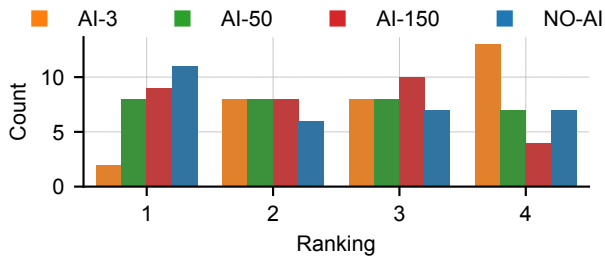


Figure 9: Number of participants who assigned a Story Rank to each story, from most favourite (1) to least (4).

By writing more, prompts became more similar to the resulting stories, likely because writers were encouraged to include more details about the story and its plot, which required more mental demand. An interesting question is: does this effect plateau with even longer prompts, perhaps even longer than the generated text?

5 EXPERIMENT 2: PLATEAU

To better understand this, we conducted a follow-up experiment with 39 new participants. Five (13%) were removed from the analysis for cheating, for not following the instructions, or because they experienced technical issues, leaving 34 participants (Table B.1). Like the first experiment, all participants self-reported being proficient at reading and writing in English (all ≥ 5 on a 1-7 scale). The protocol was the same as Experiment 1, with the exception of the word limit conditions. All word limits represent cases where the participant provides lots of guidance to the AI assistant, but with different word minimums to push them to write even more:

- **150-200 words with GPT**, which is the same condition as Experiment 1 (AI-150).
- **175-200 words with GPT**, representing 87.5-100% of the final story word count. The word minimum roughly corresponds to the mean word count of solo-writing in Experiment 1 (AI-175).
- **200-250 words with GPT**, representing 100-150% of the final story word count. This condition forces the participant to write more words than the baseline solo-writing condition, which may lead to higher feelings of psychological ownership (AI-200).
- **150-200 words without GPT**, which is the same condition as Experiment 1 (NO-AI).

Like before, we created a composite measure, *Psychological Ownership* ($\alpha = 0.92$). The experiment was slightly longer at roughly 90 minutes and participants received \$22.50 as remuneration.

6 EXPERIMENT 2: RESULTS

We use the same analysis as Experiment 1 with *detailed statistical test results in Table B.2 and additional graphs in Appendix B*.

6.1 Psychological Ownership

Overall, psychological ownership when writing with AI seems to plateau beyond a 150 word minimum (Figure 10). There was a significant effect of CONDITION on *Psychological Ownership*, and post hoc tests revealed that people felt less *Psychological Ownership* for all conditions that involved AI than NO-AI ($M = 6.19$, $SD = 0.99$), and there were no significant differences between AI-150 ($M = 4.69$,

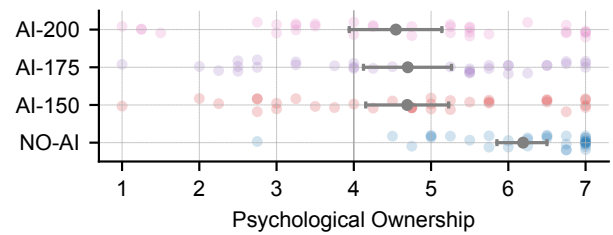


Figure 10: Psychological Ownership by CONDITION. Higher scores correspond to higher feelings of Psychological Ownership.

$SD = 1.64$), AI-175 ($M = 4.70$, $SD = 1.73$), and AI-200 ($M = 4.54$, $SD = 1.81$). This plateauing effect is further supported by the Spearman’s correlations. Although *Word Count*, *Text Similarity*, *Mental Demand*, and *Effort* were all strongly positively correlated with *Psychological Ownership* in Experiment 1, none of these correlations held in this experiment ($0.22 \leq r_s \leq 0.42$ for significant correlations).

6.2 Writing Activities

Our results suggest that *Text Similarity* also plateaued, which may explain why *Psychological Ownership* plateaued beyond a 150 word minimum.

6.2.1 Text Similarity and Word Count. There is a clear plateau in *Text Similarity* among AI conditions (Figure 11). All AI conditions had less *Text Similarity* than NO-AI and there were no significant differences between AI-150 ($M = 46.88$, $SD = 3.87$), AI-175 ($M = 47.59$, $SD = 4.40$), and AI-200 ($M = 47.03$, $SD = 3.23$). Unlike Experiment 1, there was no significant correlation between *Text Similarity* and *Word Count*, despite significant differences in *Word Count* (Figure 12). Even though participants wrote much more, this did not make their input even more similar to the final story. One possibility is that after enough details were provided, anything else fed to the model was ignored, supported by comments like “it works if you give it an outline, but if you’re forming an entire story yourself, it’s just washing away your work” (P10) and “it’s not like having more info from me made the story from ChatGPT any better/stronger” (P32).

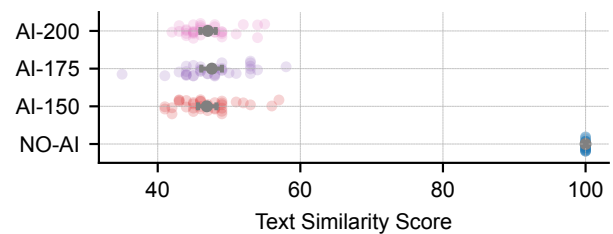


Figure 11: Text Similarity by CONDITION. Higher scores refer to more similarities between the input and output (100 = identical texts).

6.2.2 Other Metrics. Like Experiment 1, there was some evidence of satisfying behaviour for *Word Count*, but for the AI-200 condition (IQR = 202 – 221.25). For all other metrics, there were no meaningful significant differences (see Appendix B for additional graphs).

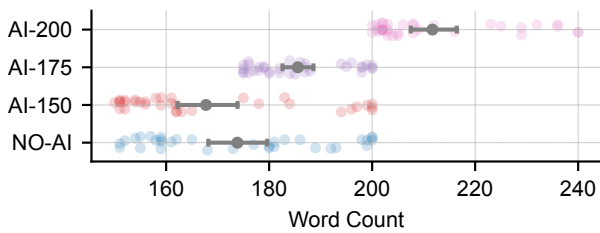


Figure 12: Word Count by CONDITION.

6.3 Summary

Overall, our results suggest a plateau point around a 150 word minimum for the 150-200 word stories generated in our experiment. The stories did not become more similar to the participant’s input, despite them writing more. Replicating the findings of Experiment 1, there is a fundamental gap in psychological ownership when writing with AI. Even when participants wrote even longer prompts with AI, they still felt less psychological ownership than writing alone. However, a prompt length similar to the target word length appears to be a “sweet spot” [39] for trying to maximize psychological ownership when writing with AI, as writing with higher word minimums did not improve psychological ownership.

7 TIME DELAY SUBMISSION BUTTON

In our experiments, we had to enforce strict prompt length minimums for the purpose of internal validity and experimental control. But this kind of hard constraint may not work well in real-world applications. How can we encourage users to write more within a typical chat-style AI user interface? A more forgiving strategy is to create interfaces with “soft” constraints [21], which can provide more flexibility to users while still encouraging them to write longer prompts.

Time delays can help users learn expert commands. For example, marking menus support novice menu selections using radial menus and expert menu selections through drawn marks, where the shape of the mark corresponds to the position of the menu item in the radial menu [22]. The novice radial menu is typically shown after a time delay, and longer delays can encourage users to use the expert marking technique [27]. Therefore, time delays could also nudge users to write longer prompts. We propose augmenting the prompt submission button to make it more effortful and time-consuming to interact with; specifically, the user must press and hold the button for some time to fill up a “gauge,” only after which the prompt is submitted. However, this gauge can also be filled by writing more words in the prompt entry text box. These two methods of filling the gauge provide the user with a choice: they can either write a very short prompt and press and hold the submission button for several seconds, or they can write a longer prompt and press and hold the button for a shorter amount of time, or for no time at all if their prompt length met or exceeded the word minimum.

7.1 Interaction and Mechanics

The gauge is visualized as a progress bar below the prompt submission button (Figure 1c). When the button is not pressed, the length of the bar is the ratio of the current prompt word count to

the *word minimum*. When the button is held down, the progress bar gradually increases (updated every 500 ms) according to an *experienced delay*. This time delay period is proportional to the unfilled bar ratio to the *maximum delay*. For example, consider a 100-word minimum and a maximum delay of 10 s. If the user writes a 20-word prompt, the experienced delay (they time they must hold the button down) will be 8 s. If the user enters 90 words, the experienced delay will only be 1 s. If the user enters 110 words, the experienced delay will be 0 s (i.e., the button works with a normal click). The progress bar is blue when not full, turning green when enough words have been typed or when enough delay has been experienced by pressing and holding the button. Note that the user must press and hold the button in one single act; releasing it before the progress bar turns green resets the progress bar to its original size based on the number of words in the prompt.

8 EXPERIMENT 3: SOFT CONSTRAINTS

The goal of this experiment is to understand the effectiveness of a time delay experienced by pressing and holding the prompt submission button. Participants completed a similar creative writing task as the previous two experiments (writing prompts to generate a 150-200 word short story), but were assigned a random time delay to use for the entire experiment. Two baselines were also considered: no modifications, and a strict word minimum like the previous experiments.

8.1 Participants

We recruited 198 new participants and 42 (21%) were removed from the analysis for cheating or experiencing technical issues, leaving 156 valid responses (Table C.1). All reported being proficient at reading and writing in English (all ≥ 4 on a 1-7 scale). Participants received \$15 as remuneration.

8.2 Apparatus

The experiment software was similar to that used in the prior experiments, but with a few cosmetic modifications to make the interface more closely resemble existing chat-based AI user interfaces like ChatGPT (Figure 13). The prompt entry and output interfaces were stacked on top of each other. The prompt entry text box, which has a default height of 46 pixels, grows by 46 pixels with every new line typed, until a maximum height of 300 pixels.

With the exception of the baseline condition with no modifications, a brief message underneath the prompt entry text box provides instructions for prompt submission. To mitigate risks of bias, the message simply explained how the delayed button worked (Figure 13d). Inline with the previous experiments, the time delay mechanics used a 150-word minimum for optimal psychological ownership. The baseline condition had to indicate 150 words as the minimum, but the delayed button conditions made no mention of 150 words.

8.3 Procedure

The procedure was nearly identical to the prior experiments. However, rather than experiencing all conditions once, participants experienced a single condition four times as we suspected a learning curve for the experimental conditions. As the focus of this study

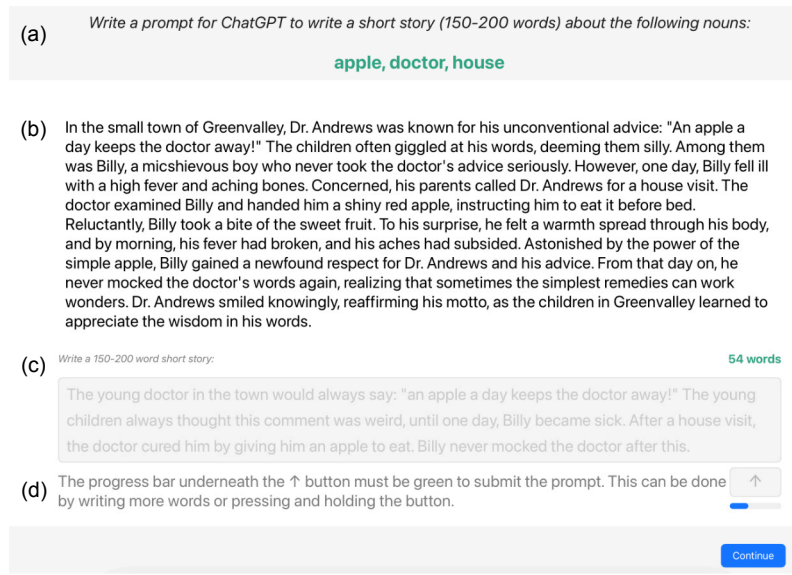


Figure 13: Experimental interface with a time delay: (a) top toolbar showing the instructions and three nouns the story had to be about; (b) the story written with AI assistance; (c) a text box where the participant wrote their prompt; (d) instructions about the technique.

was not psychological ownership, they did not answer questions after every story, instead, they answered questions about their experience after all four trials. The entire experiment took 20 to 60 minutes, depending on the condition.

8.4 Time Delays

Prior work suggests that delays longer than 10 seconds will cause users to shift their attention [34], which is desirable as participants may opt to write a longer prompt instead of pressing and holding the prompt submission button. Delays of 20 seconds are tolerable [48], so we initially decided to test a 20-second delay alongside the two baselines in a pilot experiment ($n=37$).

The results suggested a bimodal distribution of prompt word length, participants either wrote very short prompts, or very long prompts (Figure C.1). Based on these results,² we added two additional time delay conditions: an even longer, 60-second delay [48], to increase frustration and encourage more participants to write longer prompts; and a 0-second delay, where the same progress bar visualization was shown underneath the prompt submission button, but the participant did not have to press and hold the button. The latter was included to ensure that the effects were indeed caused by a time delay, rather than confounding factors such as minor changes to the user interface. Therefore, we test the following five conditions:

- **No Modifications** ($n=32$), a baseline where participants did not see or experience any modifications to the user interface. This best approximates current chat-based AI interfaces.
- **0-Second Delay** ($n=32$), where the participant sees a progress bar indicating how many words out of 150, but do not experience any delay.

²Data from these participants is also included in the main results.

- **20-Second Delay** ($n=31$), where the participant sees the same progress bar indicator and can experience a delay up to 20 seconds long, depending on how many words they write out of 150.
- **60-Second Delay** ($n=32$), which is similar to the 20-second delay condition, but with a longer, 60-second delay.
- **150-Word Minimum** ($n=29$), a baseline representing the case where participant must write a prompt that is at least 150 words long.

8.5 Design

This is a mixed-design with two primary independent variables: **CONDITION** (levels: NONE, 0-SEC, 20-SEC, 60-SEC, WORDS), which was between-subjects and randomly assigned, and **TRIAL** (levels: 1, 2, 3, 4), which was within-subjects.

The primary measures were objective metrics calculated from logs: the word count of the submitted prompt (*Final Word Count*), the time taken in minutes to write the submitted prompt (*Final Duration*), the number of times the participant tried to submit a prompt by pressing the prompt submission button (*Submission Attempts*), the word count of the prompt for each submission attempt (*Attempted Word Count*), and the number of seconds they held the button for each submission attempt (*Attempted Duration*). Note that *Submission Attempts*, *Attempted Word Count* and *Attempted Duration* are only applicable for the 20-SEC and 60-SEC conditions, as the prompt submission button could only be pressed once for all other conditions due to the lack of delay (i.e., *Attempted Word Count* is equal to *Final Word Count* for NONE, 0-SEC, and WORDS). In addition, the same subjective metric scores were obtained as Experiment 1 and Experiment 2: *Mental Demand*, *Physical Demand*, *Temporal Demand*, *Performance*, *Effort*, *Frustration*, *Enjoyment*, and *Story Ranking*.

9 EXPERIMENT 3: RESULTS

Where applicable, we use the Aligned Rank Transform (ART) [55] and post hoc contrast tests (ART-C) [14], Kruskal-Wallis tests and Mann-Whitney U tests, Holm’s corrections for multiple comparisons, and Spearman’s correlations. *Detailed statistical test results are in Table C.2 and additional graphs are in Appendix C.*

9.1 Final Word Count

Overall, experiencing a time delay when submitting a prompt increased prompt length (Figure 14). A significant main effect of CONDITION on *Final Word Count* and post hoc tests revealed that 20-SEC ($M = 76.91$, $SD = 68.13$) and 60-SEC ($M = 74.57$, $SD = 63.80$) led to significantly higher *Final Word Count* than NONE ($M = 34.66$, $SD = 46.56$) and 0-SEC ($M = 28.09$, $SD = 32.69$). This was a result of the time delay, rather than changes to the user interface, as there were no significant differences between NONE and 0-SEC. However, as expected, a time delay is not as effective as a strict word minimum, as WORDS had the highest *Final Word Count* ($M = 164.65$, $SD = 19.54$).

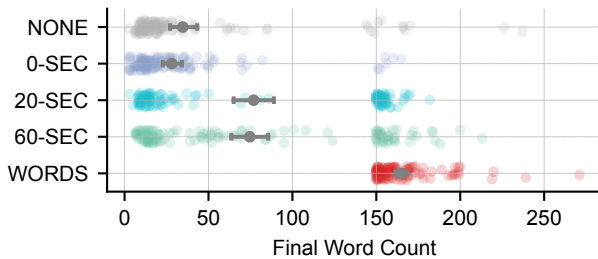


Figure 14: *Final Word Count* by CONDITION.

9.2 Final Duration

As expected due to additional time required to enter text and think about the prompt, *Final Word Count* and *Final Duration* were strongly positively correlated ($r_s = .79$, $p < .001$). WORDS took the most time ($M = 7.26$, $SD = 4.35$), followed by 20-SEC ($M = 4.59$, $SD = 9.52$) and 60-SEC ($M = 4.78$, $SD = 4.13$), then 0-SEC ($M = 1.58$, $SD = 2.37$) and NONE ($M = 2.38$, $SD = 4.00$) taking the least amount of time (Figure C.2).

9.3 Learning Effect

We expected that participants would learn how to use the delayed prompt submission across multiple trials, but this did not occur. Rather, most participants discovered their preferred way of interacting with the button in the first trial, and continued this for all four trials. Specifically, significant main effects of TRIAL on *Submission Attempts* and *Attempted Word Count* and post hoc tests only revealed significant differences between TRIAL 1 and all other trials. Therefore, we focus our discussion of the learning effect on the results from the first trial.

9.3.1 Submission Attempts. Participants made significantly more *Submission Attempts* in the first trial for 20-SEC ($M = 4.35$, $SD = 4.45$) and 60-SEC ($M = 4.28$, $SD = 4.70$) than subsequent trials ($1.06 \leq M \leq 1.84$; $0.24 \leq SD \leq 4.78$). However, the median *Attempted Duration* was only 0.1 seconds for both 20-SEC and 60-SEC, suggesting

that participants were initially trying to press the button normally, without holding it down.

9.3.2 Attempted Word Count versus Final Word Count. Examining prompt submission attempts in the first trial, *Attempted Word Count* for 20-SEC ($M = 32.86$, $SD = 42.55$) and 60-SEC ($M = 36.91$, $SD = 43.96$) was on par with the *Final Word Count* of NONE ($M = 31.59$, $SD = 42.97$) and 0-SEC ($M = 30.34$, $SD = 40.81$), with no significant differences observed. But 20-SEC and 60-SEC led to a significantly higher *Final Word Count*, suggesting that participants eventually wrote longer prompts after attempting to write shorter prompts. Specifically, in the first trial for 20-SEC and 60-SEC, participants first tried to submit prompts that were 26.81 and 39.16 words long on average, before finally submitting prompts that were 78.10 and 69.03 words long on average, respectively. In other words, *Final Word Count* nearly tripled and doubled in length from the first *Attempted Word Count*.

9.4 Strategies

Overall, there were no significant differences between 20-SEC and 60-SEC for *Final Word Count*, and both techniques invoked similar behaviours from participants (Figure 14): they either wrote short prompts (≤ 50 words), or long prompts (≥ 150 words). Examining individual prompt submission attempts for the first trial for 20-SEC and 60-SEC provides more insights into these diverging strategies. Some participants are consistent and do not change their behaviour, with 29 participants (46%) showing no differences between their first *Attempted Word Count* and *Final Word Count*, but the majority (32, 51%) wrote more, with 17 of them (27%) writing at least 50 more words. These differences suggest three primary types of users and strategies (Figure 15): people who do not need to be nudged as they always write long prompts, people who are more resistant to being nudged and always write shorter prompts, and people who can be nudged to write longer prompts.

Feedback from participants suggested that, as expected, those who do not need to be nudged because they wrote longer prompts did not notice any delay, with comments like “*it’s nothing that caught my attention*” (P9). Participants who prefer to write shorter prompts noted that pressing and holding the button was a worthwhile trade-off, for example, “*it required far less time and effort to hold down the button than to write the stories myself*” (P46). This may be related to typing speed. A participant who wrote short prompts said “[someone] who types fast may not mind [writing more]” (P136) but some participants that were nudged to write more said the opposite, for example: “*it was easier to type more into the prompt rather than to hold down the button itself*” (P156).

For some participants, the time delay helped them to “*reflect on the prompt*” (P116) and “*make adjustments*” (P105) before it was submitted. Others felt like they “*hadn’t written enough prompt words*” (P109) when they experienced a delay, which may have encouraged them to write more, with comments like: “*it got me to think more of how I wanted the story to be and pushed me to be more creative*” (P40).

9.5 Task Workload and Enjoyment

Notably, there were no significant differences for *Frustration*. There was a significant main effect of CONDITION on *Mental Demand*, *Physical Demand*, and *Effort*. However, with the exception of a

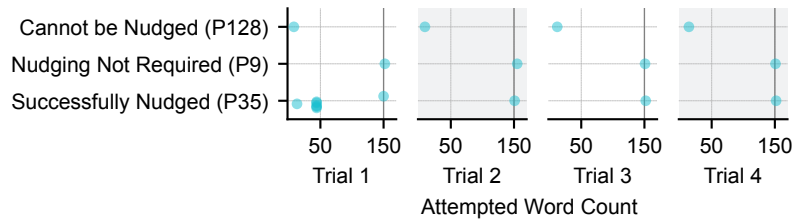


Figure 15: Prompt word count each time the submit button was pressed (i.e., *Attempted Word Count*) for these participants. Examples from 20-SEC condition, each *Submission Attempt* is a blue dot.

significant difference between NONE and 60-SEC for *Physical Demand*, the only other differences were between baselines: NONE and WORDS, and 0-SEC and WORDS (Figure C.3).

9.6 Summary

Overall, our results suggest that a time delay can nudge people to write longer prompts. Although participants initially tried to submit shorter prompts in the first trial, they eventually submitted prompts that were significantly longer, and repeated this behaviour for subsequent trials. Some participants cannot or do not need to be nudged, but many who might normally write shorter prompts can be encouraged to write more.

10 DISCUSSION

Our first two experiments show that writing with a generative AI assistant lowers feelings of psychological ownership. These results extend and support prior work studying psychological ownership when writing with other human collaborators and early work examining writing with AI. The most profound finding from our work is a strong indication that when writing with a generative AI assistant, psychological ownership can be improved by introducing a *word minimum* for the prompt. By forcing people to write more words in their prompts, they were encouraged to provide more details about the story plot, effectively exerting more control over the output and constraining it, making it more similar to their original prompt. This often required more mental demand and effort, which are important contributing factors to psychological ownership. However, users require more flexibility in practice, so we propose a simple change to the prompt submission button: the user must press and hold the button for a delay time if their prompt does not meet the word minimum. The third experiment utilizing 20- and 60-second delays shows that this simple idea can increase prompt length. We believe that our work has the potential to change how we work and collaborate with generative AI assistants for increased psychological ownership.

10.1 Identifying Optimal Word Minimums

The “sweet spot” minimum prompt length identified in Experiment 2 may not generalize to all types of writing, for example non-fiction or essays. Furthermore, people may feel differently about owning different types of text. For example, Nicholes [33] found that undergraduate students feel more psychological ownership towards creative writing while graduate students feel more psychological ownership towards academic writing. Writers may have different

priorities, with some valuing productivity and financial gain over creative fulfillment. These writers may be more willing to lose some psychological ownership in exchange for increased productivity [1].

The plateau effect (e.g., as related to text similarity) may disappear as models continue to improve. We did test if a newer GPT-4 Turbo model generated more similar output using the same prompts entered by our participants. The *Text Similarity* scores between the two models were comparable, within 1-6 points on the 100-point scale.

10.2 Applications

Encouraging or requiring longer prompts could be beneficial in other contexts. For example, educators could enforce word minimums on prompt length to ensure their students are putting in enough thought and effort when using generative AI assistants for written assignments. The perceived burden of the word minimum may deter students from using such assistants entirely. Outside of writing, longer prompts could encourage programmers to think more about the algorithm before receiving generated code. It could also support debugging by forcing the programmer to explain their issues in detail in natural language, much like the “rubber duck debugging” technique in software engineering.

10.3 Estimating Target Word Count

To extend word minimums to other types of writing tasks and documents, the target word count of the generated output must first be known. The simplest solution is to ask users to input a target word count in a numeric input field with their text prompt. However, a more seamless approach would be to extract the target word count from the user’s prompt, or to learn what type of text is requested and the typical word count so that a word minimum can be enforced. This is possible with simple prompt engineering. If the user specifies a target word count in their prompt, it can be used to set a word minimum (e.g., 75% of the specified word count). If the user did not specify a target word count, the model can use the prompt itself to determine the document type (e.g., “write a *short poem*”), and some percentage of its typical word count can be used (e.g., 75% of a 100-word poem).

10.4 Deployment Approaches

We show that word minimums can be easily integrated into existing systems through simple user interface adjustments, like adding a time delay when submitting a prompt. An important direction for

future work is exploring other ways word minimums can be nudged with soft constraints. For example, our proposed solution modifies the prompt entry interface, but the output interface could also be modified, such as through partial obfuscation that requires more effort from the user to view the output [10]. Identifying optimal design parameters for these nudging techniques is also important. In Experiment 3, we anticipated that a longer, 60-second delay would further increase prompt length, but this did not happen. It is possible that even shorter time delays may suffice.

Augmenting the prompt entry interface is more relevant to the current, “command line era” of generative AI services like ChatGPT, but as AI becomes more integrated into existing user interfaces through techniques like direct manipulation [30], word limits maybe less relevant. Even now, word minimums may not be compatible with certain types of generative AI. For example, prompts are also used to generate images through services like Midjourney, however, it is unclear how word minimums could be enforced, as there is no target word count that can be used for an image. We are currently exploring this. Regardless, an important contribution of our work is that designers of AI interfaces should think about what and how the concept of “minimums” for human-AI collaboration can be enforced or encouraged. This necessitates interaction techniques that nudge or require the user to invest more energy or sense of self for increased psychological ownership.

10.5 Legal Ownership

Another important type of ownership is *legal ownership* [7]. Watikinnakorn et al. [53] showed that people believed if they create something with AI, they should be granted copyright while simultaneously acknowledging that the work may infringe on the copyright of others. Although our work focuses on psychological ownership, increasing psychological ownership of work created in collaboration with AI may also lead people to feel like they legally own the generated output. This would increase ethical concerns for parties whose work was used to train the underlying model and may place additional pressure on government to revise copyright laws.

10.6 Limitations

We observed satisficing behaviour for the longest prompts in the first two experiments, which may relate to how much longer these prompts were relative to others. Further investigations of satisficing behaviour in the context of writing prompts would provide insights into other interface modifications that can overcome satisficing when users are encouraged to write longer prompts.

We chose to enforce word minimums on prompt length within a single prompt, where the user mimics the role of a “consultant” [43]. However, in practice, users may refine generated text over multiple prompts. A natural extension of our work is to enforce minimum conversation lengths. This is representative of a broader class of user interactions with systems like ChatGPT, where users iterate over the output through multiple prompts. A related approach is to create systems that encourage humans to exert more control over AI-generated output for increased psychological ownership (e.g., by manually accepting suggestions [26]). Combining both of these

alternative strategies with our minimum prompt length approach may lead to even higher feelings of psychological ownership.

11 CONCLUSION

Our work shows that writing with an AI assistant reduces feelings of psychological ownership, but imposing constraints in the form of a *word minimum* on prompt length can improve it. This is no replacement for writing something independently, but it is a simple way to encourage writers to write more, include more details, and put more thought and effort into their prompts. We show that a time delay experienced when submitting a prompt can effectively increase prompt length for increased psychological ownership. We believe our work can positively impact human-AI collaborations and user interface design.

REFERENCES

- [1] Oloff C. Biermann, Ning F. Ma, and Dongwook Yoon. 2022. From Tool to Companion: Storywriters Want AI Writers to Respect Their Personal Values and Writing Strategies. In *Proceedings of the 2022 ACM Designing Interactive Systems Conference* (Virtual Event, Australia) (*DIS '22*). Association for Computing Machinery, New York, NY, USA, 1209–1227. <https://doi.org/10.1145/3532106.3533506>
- [2] Jeremy Birnholtz, Stephanie Steinhardt, and Antonella Pavese. 2013. Write here, write now! an experimental study of group maintenance in collaborative writing. In *Proceedings of the SIGCHI Conference on Human Factors in Computing Systems* (Paris, France) (*CHI '13*). Association for Computing Machinery, New York, NY, USA, 961–970. <https://doi.org/10.1145/2470654.2466123>
- [3] Michael Mose Biskjaer, Bo T Christensen, Morten Friis-Olivarius, Sille JJ Abildgaard, Caroline Lundqvist, and Kim Halskov. 2020. How Task Constraints Affect Inspiration Search Strategies. *International Journal of Technology and Design Education* 30, 1 (2020), 101–125.
- [4] Michael Mose Biskjaer, Jonas Frich, Lindsay MacDonald Vermeulen, Christian Remy, and Peter Dalsgaard. 2019. How Time Constraints in a Creativity Support Tool Affect the Creative Writing Experience. In *Proceedings of the 31st European Conference on Cognitive Ergonomics* (BELFAST, United Kingdom) (*ECCE '19*). Association for Computing Machinery, New York, NY, USA, 100–107. <https://doi.org/10.1145/3335082.3335084>
- [5] Ina Blau and Avner Caspi. 2009. Sharing and collaborating with Google Docs: The influence of psychological ownership, responsibility, and student’s attitudes on outcome quality. In *E-Learn: World Conference on E-Learning in Corporate, Government, Healthcare, and Higher Education*. Association for the Advancement of Computing in Education (AACE), 3329–3335.
- [6] Ina Blau and Avner Caspi. 2009. What type of Collaboration Helps? Psychological Ownership, Perceived Learning and Outcome Quality of Collaboration using Google Docs. In *Proceedings of the Chais Conference on Instructional Technologies Research*, Vol. 12. 48–55.
- [7] Daniel Buschek, Lukas Mecke, Florian Lehmann, and Hai Dang. 2021. Nine potential pitfalls when designing human-ai co-creative systems. *arXiv preprint arXiv:2104.00358* (2021).
- [8] Avner Caspi and Ina Blau. 2011. Collaboration and Psychological Ownership: How does the Tension between the Two Influence Perceived Learning? *Social Psychology of Education* 14 (2011), 283–298.
- [9] Christy Choi and Francesca Annio. 2024. The winner of a prestigious Japanese literary award has confirmed AI helped write her book. <https://www.ctvnews.ca/sci-tech/the-winner-of-a-prestigious-japanese-literary-award-has-confirmed-ai-helped-write-her-book-1.6734205>
- [10] Andy Cockburn, Per Ola Kristensson, Jason Alexander, and Shumin Zhai. 2007. Hard lessons: effort-inducing interfaces benefit spatial learning. In *Proceedings of the SIGCHI Conference on Human Factors in Computing Systems* (San Jose, California, USA) (*CHI '07*). Association for Computing Machinery, New York, NY, USA, 1571–1580. <https://doi.org/10.1145/1240624.1240863>
- [11] Paramveer S Dhillon, Somayeh Molaei, Jiaqi Li, Maximilian Golub, Shaochun Zheng, and Lionel P Robert. 2024. Shaping Human-AI Collaboration: Varied Scaffolding Levels in Co-writing with Language Models. *arXiv preprint arXiv:2402.11723* (2024).
- [12] Fiona Draxler, Anna Werner, Florian Lehmann, Matthias Hoppe, Albrecht Schmidt, Daniel Buschek, and Robin Welsch. 2024. The AI Ghostwriter Effect: When Users do not Perceive Ownership of AI-Generated Text but Self-Declare as Authors. *ACM Trans. Comput.-Hum. Interact.* 31, 2, Article 25 (feb 2024), 40 pages. <https://doi.org/10.1145/3637875>
- [13] Mark D Dunlop, Emma Nicol, Andreas Komninos, Prima Dona, and Naveen Durga. 2016. Measuring invisid text entry using image description tasks. In

- Proceedings of the 2016 CHI Workshop on Inviscid Text Entry and Beyond.*
- [14] Lisa A Elkin, Matthew Kay, James J Higgins, and Jacob O Wobbrock. 2021. An aligned rank transform procedure for multifactor contrast tests. In *The 34th annual ACM symposium on user interface software and technology*. 754–768.
 - [15] Margaret Foley, Géry Casiez, and Daniel Vogel. 2020. Comparing Smartphone Speech Recognition and Touchscreen Typing for Composition and Transcription. In *Proceedings of the 2020 CHI Conference on Human Factors in Computing Systems* (Honolulu, HI, USA) (*CHI '20*). Association for Computing Machinery, New York, NY, USA, 1–11. <https://doi.org/10.1145/3313831.3376861>
 - [16] Katy Ilonka Gero and Lydia B. Chilton. 2019. Metaphoria: An Algorithmic Companion for Metaphor Creation. In *Proceedings of the 2019 CHI Conference on Human Factors in Computing Systems* (Glasgow, Scotland Uk) (*CHI '19*). Association for Computing Machinery, New York, NY, USA, 1–12. <https://doi.org/10.1145/3290605.3300526>
 - [17] Aaron Halfaker, Aniket Kittur, Robert Kraut, and John Riedl. 2009. A jury of your peers: quality, experience and ownership in Wikipedia. In *Proceedings of the 5th International Symposium on Wikis and Open Collaboration* (Orlando, Florida) (*WikiSym '09*). Association for Computing Machinery, New York, NY, USA, Article 15, 10 pages. <https://doi.org/10.1145/1641309.1641332>
 - [18] Catrinel Haught and Philip N Johnson-Laird. 2003. Creativity and Constraints: The Production of Novel Sentences. In *Proceedings of the Annual Meeting of the Cognitive Science Society*, Vol. 25.
 - [19] Chieh-Yang Huang, Sanjana Gautam, Shannon McClellan Brooks, Ya-Fang Lin, and Ting-Hao 'Kenneth' Huang. 2023. Inspo: Writing Stories with a Flock of AIs and Humans. *arXiv preprint arXiv:2311.16521* (2023).
 - [20] Nikhita Joshi, Justin Matejka, Fraser Anderson, Tovi Grossman, and George Fitzmaurice. 2020. MicroMentor: Peer-to-Peer Software Help Sessions in Three Minutes or Less. In *Proceedings of the 2020 CHI Conference on Human Factors in Computing Systems*. Association for Computing Machinery, New York, NY, USA, 1–13. <https://doi.org/10.1145/3313831.3376230>
 - [21] Nikhita Joshi and Daniel Vogel. 2024. Constrained Highlighting in a Document Reader can Improve Reading Comprehension. In *Proceedings of the CHI Conference on Human Factors in Computing Systems* (Honolulu, HI, USA). Association for Computing Machinery, New York, NY, USA, 1–10. <https://doi.org/10.1145/3613904.3642314>
 - [22] Gordon Kurtenbach and William Buxton. 1994. User learning and performance with marking menus. In *Proceedings of the SIGCHI conference on Human factors in computing systems*. 258–264.
 - [23] Ida Larsen-Ledet and Henrik Korsgaard. 2019. Territorial Functioning in Collaborative Writing: Fragmented Exchanges and Common Outcomes. *Comput. Supported Coop. Work* 28, 3–4 (Jun 2019), 391–433. <https://doi.org/10.1007/s10606-019-09359-8>
 - [24] Mina Lee, Katy Ilonka Gero, John Joon Young Chung, Simon Buckingham Shum, Vipul Raheja, Hua Shen, Subhashini Venugopalan, Thiemo Wambagsans, David Zhou, Emad A Alghamdi, et al. 2024. A Design Space for Intelligent and Interactive Writing Assistants. *arXiv preprint arXiv:2403.14117* (2024).
 - [25] Mina Lee, Percy Liang, and Qian Yang. 2022. CoAuthor: Designing a Human-AI Collaborative Writing Dataset for Exploring Language Model Capabilities. In *Proceedings of the 2022 CHI Conference on Human Factors in Computing Systems* (New Orleans, LA, USA) (*CHI '22*). Association for Computing Machinery, New York, NY, USA, Article 388, 19 pages. <https://doi.org/10.1145/3491102.3502030>
 - [26] Florian Lehmann, Niklas Markert, Hai Dang, and Daniel Buschek. 2022. Suggestion Lists vs. Continuous Generation: Interaction Design for Writing with Generative Models on Mobile Devices Affect Text Length, Wording and Perceived Authorship. In *Proceedings of Mensch Und Computer 2022* (Darmstadt, Germany) (*MuC '22*). Association for Computing Machinery, New York, NY, USA, 192–208. <https://doi.org/10.1145/3543758.3543947>
 - [27] Blaine Lewis and Daniel Vogel. 2020. Longer Delays in Rehearsal-based Interfaces Increase Expert Use. *ACM Trans. Comput.-Hum. Interact.* 27, 6, Article 45 (nov 2020), 41 pages. <https://doi.org/10.1145/3418196>
 - [28] Zhuoyan Li, Chen Liang, Jing Peng, and Ming Yin. 2024. The Value, Benefits, and Concerns of Generative AI-Powered Assistance in Writing. *arXiv preprint arXiv:2403.12004* (2024).
 - [29] Xing Lu and Zhicong Lu. 2019. Fifteen Seconds of Fame: A Qualitative Study of Douyin, A Short Video Sharing Mobile Application in China. In *Social Computing and Social Media. Design, Human Behavior and Analytics: 11th International Conference, SCSM 2019, Held as Part of the 21st HCI International Conference, HCII 2019, Orlando, FL, USA, July 26-31, 2019, Proceedings, Part I* (Orlando, FL, USA). Springer-Verlag, Berlin, Heidelberg, 233–244. https://doi.org/10.1007/978-3-030-21902-4_17
 - [30] Damien Masson, Sylvain Malacria, Géry Casiez, and Daniel Vogel. 2023. Directgpt: A direct manipulation interface to interact with large language models. *arXiv preprint arXiv:2310.03691* (2023).
 - [31] Piotr Mirowski, Kory W. Mathewson, Jaylen Pittman, and Richard Evans. 2023. Co-Writing Screenplays and Theatre Scripts with Language Models: Evaluation by Industry Professionals. In *Proceedings of the 2023 CHI Conference on Human Factors in Computing Systems* (Hamburg, Germany) (*CHI '23*). Association for Computing Machinery, New York, NY, USA, Article 355, 34 pages. <https://doi.org/10.1145/3544548.3581225>
 - [32] Timothy Neate, Abi Roper, Stephanie Wilson, and Jane Marshall. 2019. Empowering Expression for Users with Aphasia through Constrained Creativity. In *Proceedings of the 2019 CHI Conference on Human Factors in Computing Systems* (Glasgow, Scotland Uk) (*CHI '19*). Association for Computing Machinery, New York, NY, USA, 1–12. <https://doi.org/10.1145/3290605.3300615>
 - [33] Justin Nicholes. 2017. Measuring ownership of creative versus academic writing: Implications for interdisciplinary praxis.
 - [34] Jakob Nielsen. 1993. Response Times: The 3 Important Limits. <https://www.nngroup.com/articles/response-times-3-important-limits/>
 - [35] Don Norman. 2013. *The Design of Everyday Things: Revised and Expanded Edition*. Basic Books.
 - [36] Michael I. Norton, Daniel Mochon, and Dan Ariely. 2012. The IKEA effect: When Labor Leads to Love. *Journal of Consumer Psychology* 22, 3 (2012), 453–460. <https://doi.org/10.1016/j.jcps.2011.08.002>
 - [37] Changhoon Oh, Jungwoo Song, Jinhan Choi, Seonghyeon Kim, Sungwoo Lee, and Bongwon Suh. 2018. I Lead, You Help but Only with Enough Details: Understanding User Experience of Co-Creation with Artificial Intelligence. In *Proceedings of the 2018 CHI Conference on Human Factors in Computing Systems* (Montreal, QC, Canada) (*CHI '18*). Association for Computing Machinery, New York, NY, USA, 1–13. <https://doi.org/10.1145/3173574.3174223>
 - [38] Judith S. Olson, Dakuo Wang, Gary M. Olson, and Jingwen Zhang. 2017. How People Write Together Now: Beginning the Investigation with Advanced Undergraduates in a Project Course. *ACM Trans. Comput.-Hum. Interact.* 24, 1, Article 4 (mar 2017), 40 pages. <https://doi.org/10.1145/3038919>
 - [39] Balder Onarheim and Michael Mose Biskjaer. 2015. Balancing constraints and the sweet spot as coming topics for creativity research. *Creativity in design: Understanding, capturing, supporting* 1 (2015), 1–18.
 - [40] Antti Oulasvirta, Janne P Hukkinen, and Barry Schwartz. 2009. When More is Less: The Paradox of Choice in Search Engine Use. In *Proceedings of the 32nd International ACM SIGIR Conference on Research and Development in Information Retrieval* (Boston, MA, USA) (*SIGIR '09*). Association for Computing Machinery, New York, NY, USA, 516–523. <https://doi.org/10.1145/1571941.1572030>
 - [41] Jon L. Pierce, Tatiana Kostova, and Kurt T. Dirks. 2001. Toward a Theory of Psychological Ownership in Organizations. *The Academy of Management Review* 26, 2 (2001), 298–310. <https://doi.org/10.2307/259124>
 - [42] Jon L. Pierce, Tatiana Kostova, and Kurt T. Dirks. 2003. The State of Psychological Ownership: Integrating and Extending a Century of Research. *Review of General Psychology* 7, 1 (2003), 84–107. <https://doi.org/10.1037/1089-2680.7.1.84>
 - [43] Ilona R. Posner and Ronald M. Baecker. 1992. How people write together (groupware). In *Proceedings of the Twenty-Fifth Hawaii International Conference on System Sciences*, Vol. iv. 127–138 vol.4. <https://doi.org/10.1109/HICSS.1992.183420>
 - [44] Daphne R. Raban and Sheizaf Rafaeli. 2007. Investigating Ownership and the Willingness to Share Information Online. *Computers in Human Behavior* 23, 5 (2007), 2367–2382. <https://doi.org/10.1016/j.chb.2006.03.013>
 - [45] Jeba Rezwana and Mary Lou Maher. 2023. User Perspectives on Ethical Challenges in Human-AI Co-Creativity: A Design Fiction Study. In *Proceedings of the 15th Conference on Creativity and Cognition* (Virtual Event, USA) (*C&C '23*). Association for Computing Machinery, New York, NY, USA, 62–74. <https://doi.org/10.1145/3591196.3593364>
 - [46] Quentin Roy, Futian Zhang, and Daniel Vogel. 2019. Automation Accuracy Is Good, but High Controllability May Be Better (*CHI '19*). Association for Computing Machinery, New York, NY, USA, 1–8. <https://doi.org/10.1145/3290605.3300750>
 - [47] Timothy Ryan. 2020. Fraudulent responses on Amazon Mechanical Turk: A Fresh Cautionary Tale. <https://timryan.web.unc.edu/2020/12/22/fraudulent-responses-on-amazon-mechanical-turk-a-fresh-cautionary-tale/>
 - [48] Paula Selvidge. 1999. How long is too long to wait for a website to load. *Usability news* 1, 2 (1999), 1–3.
 - [49] Hua Shen and Tongshuang Wu. 2023. Parachute: Evaluating interactive human-llm co-writing systems. *arXiv preprint arXiv:2303.06333* (2023).
 - [50] Jennifer Thom-Santelli, Dan R. Cosley, and Geri Gay. 2009. What's mine is mine: territoriality in collaborative authoring. In *Proceedings of the SIGCHI Conference on Human Factors in Computing Systems* (Boston, MA, USA) (*CHI '09*). Association for Computing Machinery, New York, NY, USA, 1481–1484. <https://doi.org/10.1145/1518701.1518925>
 - [51] Linn Van Dyne and Jon L. Pierce. 2004. Psychological Ownership and Feelings of Possession: Three Field Studies Predicting Employee Attitudes and Organizational Citizenship Behavior. *Journal of Organizational Behavior* 25, 4 (2004), 439–459. <https://doi.org/10.1002/job.249>
 - [52] QianYing Wang, Alberto Battocchi, Ilenia Graziola, Fabio Pianesi, Daniel Tomasini, Massimo Zancanaro, and Clifford Nass. 2006. The Role of Psychological Ownership and Ownership Markers in Collaborative Working Environment (*ICMI '06*). Association for Computing Machinery, New York, NY, USA, 225–232. <https://doi.org/10.1145/1180995.1181041>
 - [53] Chawinthorn Watiktinnakorn, Jirawat Seesai, and Chutisant Kerdvibulvech. 2023. Blurring the lines: how AI is redefining artistic ownership and copyright. *Discover Artificial Intelligence* 3, 1 (2023), 37.

- [54] Jane Webster, Gina Viola Brown, David Zweig, Catherine E. Connelly, Susan E. Brodt, and Sim B. Sitkin. 2008. Beyond Knowledge Sharing: Withholding Knowledge at Work. *Research in Personnel and Human Resources Management* 27 (2008), 1–37.
- [55] Jacob O Wobbrock, Leah Findlater, Darren Gergle, and James J Higgins. 2011. The aligned rank transform for nonparametric factorial analyses using only anova procedures. In *Proceedings of the SIGCHI conference on human factors in computing systems*. 143–146.
- [56] Catherine Yeh, Gonzalo Ramos, Rachel Ng, Andy Huntington, and Richard Banks. 2024. GhostWriter: Augmenting Collaborative Human-AI Writing Experiences Through Personalization and Agency. *arXiv preprint arXiv:2402.08855* (2024).
- [57] Yen-Ting Yeh, Nikhita Joshi, and Daniel Vogel. 2024. The Effects of Update Interval and Reveal Method on Writer Comfort in Synchronized Shared-Editors. In *Proceedings of the CHI Conference on Human Factors in Computing Systems* (Honolulu, HI, USA). Association for Computing Machinery, New York, NY, USA, 1–13. <https://doi.org/10.1145/3613904.3642330>
- [58] Soobin Yim, Dakuo Wang, Judith Olson, Viet Vu, and Mark Warschauer. 2017. Synchronous Collaborative Writing in the Classroom: Undergraduates' Collaboration Practices and their Impact on Writing Style, Quality, and Quantity. In *Proceedings of the 2017 ACM Conference on Computer Supported Cooperative Work and Social Computing* (Portland, Oregon, USA) (CSCW '17). Association for Computing Machinery, New York, NY, USA, 468–479. <https://doi.org/10.1145/2998181.2998356>
- [59] Ann Yuan, Andy Coenen, Emily Reif, and Daphne Ippolito. 2022. Wordcraft: Story Writing With Large Language Models. In *27th International Conference on Intelligent User Interfaces* (Helsinki, Finland) (IUI '22). Association for Computing Machinery, New York, NY, USA, 841–852. <https://doi.org/10.1145/3490099.3511105>

A EXPERIMENT 1: ANALYSIS DETAILS AND ADDITIONAL RESULTS

Table A.1: Demographic information for Experiment 1, adapted from Masson et al. [30].

Gender	Age	Education	Creative Writing Frequency	Prompt Engineering Familiarity
Men	14	25-34 10	Some University (no credit) 4	Daily 1
Women	16	35-44 7	Technical Degree 1	Weekly 7
Non-binary	1	45-54 6	Bachelor's Degree 21	Monthly 7
		55-64 6	Master's Degree 5	Less than Monthly 11
		65-74 2	Never 5	Slightly 7
				Not at All 15

ChatGPT Frequency	Weekly ChatGPT Use	Other AI Services	AI Usage
Daily 3	0 times 7	Nothing 3	Nothing 1
Weekly 14	1-5 times 13	Gemini 9	Generate Images 12
Monthly 4	5-10 times 8	GPT-2 6	Write Emails 11
Less than Monthly 9	10-30 times 2	Grammarly 9	Get a Definition 9
Never 1	30+ times 1	GPT-3 12	Write Papers/Essays 2
		Stable Diffusion 2	Explore a Topic 17
		GPT-4 6	Write Stories 6
		Dall-E 4	Brainstorming 25
		Copilot 2	Edit Text 14
		Midjourney 5	Find References 8
		Bing 12	Generate Code 3
		Other 6	Clarification 7
			Edit Code 3
			Translate Text 5
			Debug Code 3
			Other 4

Table A.2: Omnibus and post hoc statistical tests for Experiment 1: (a) Psychological Ownership, (b) Duration, (c) Word Count, (d) Text Similarity, (e) Mental Demand, (f) Effort, and (g) Story Quality.

(a) Psychological Ownership				(b) Duration				(c) Word Count			
$\chi^2_{3,N=31} = 78.01, p < .001, W = .84$				$\chi^2_{3,N=31} = 35.86, p < .001, W = .38$				$\chi^2_{3,N=31} = 85.87, p < .001, W = .92$			
comparisons	p-value			comparisons	p-value			comparisons	p-value		
AI-3 AI-50	< .001	***		AI-3 AI-50	.87	n.s.		AI-3 AI-50	< .001	***	
AI-3 AI-150	< .001	***		AI-3 AI-150	.02	*		AI-3 AI-150	< .001	***	
AI-3 NO-AI	< .001	***		AI-3 NO-AI	.01	**		AI-3 NO-AI	< .001	***	
AI-50 AI-150	.01	**		AI-50 AI-150	< .001	***		AI-50 AI-150	< .001	***	
AI-50 NO-AI	< .001	***		AI-50 NO-AI	< .001	***		AI-50 NO-AI	< .001	***	
AI-150 NO-AI	< .001	***		AI-150 NO-AI	.24	n.s.		AI-150 NO-AI	.005	**	

(d) Text Similarity				(e) Mental Demand				(f) Effort				(g) Story Quality			
$\chi^2_{3,N=31} = 99.00, p < .001, W = 1.00$				$\chi^2_{3,N=31} = 60.21, p < .001, W = .65$				$\chi^2_{3,N=31} = 49.99, p < .001, W = .54$				$\chi^2_{3,N=31} = 13.48, p < .01, W = .14$			
comparisons	p-value			comparisons	p-value			comparisons	p-value			comparisons	p-value		
AI-3 AI-50	< .001	***		AI-3 AI-50	< .001	***		AI-3 AI-50	< .001	***		AI-3 AI-50	.09	n.s.	
AI-3 AI-150	< .001	***		AI-3 AI-150	< .001	***		AI-3 AI-150	< .001	***		AI-3 AI-150	.45	n.s.	
AI-3 NO-AI	< .001	***		AI-3 NO-AI	< .001	***		AI-3 NO-AI	< .001	***		AI-3 NO-AI	.62	n.s.	
AI-50 AI-150	< .001	***		AI-50 AI-150	< .001	**		AI-50 AI-150	.16	n.s.		AI-50 AI-150	.62	n.s.	
AI-50 NO-AI	< .001	***		AI-50 NO-AI	< .001	***		AI-50 NO-AI	.02	*		AI-50 NO-AI	.09	n.s.	
AI-150 NO-AI	< .001	***		AI-150 NO-AI	.33	n.s.		AI-150 NO-AI	.13	n.s.		AI-150 NO-AI	.16	n.s.	

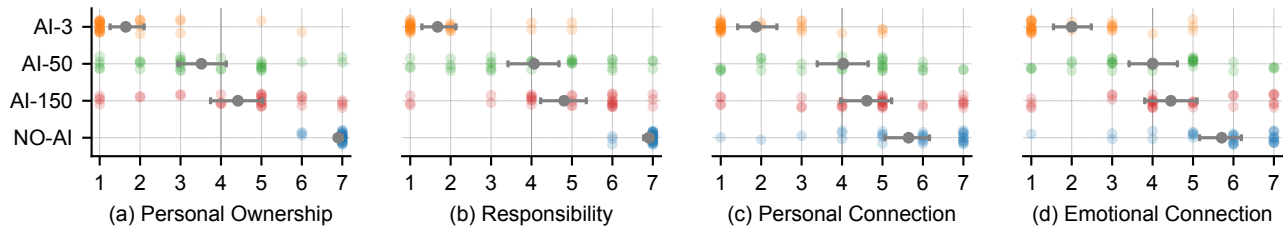


Figure A.1: Individual metrics that were averaged to create the *Psychological Ownership* composite measure: (a) *Personal Ownership*, (b) *Responsibility*, (c) *Personal Connection*, (d) *Emotional Connection*.

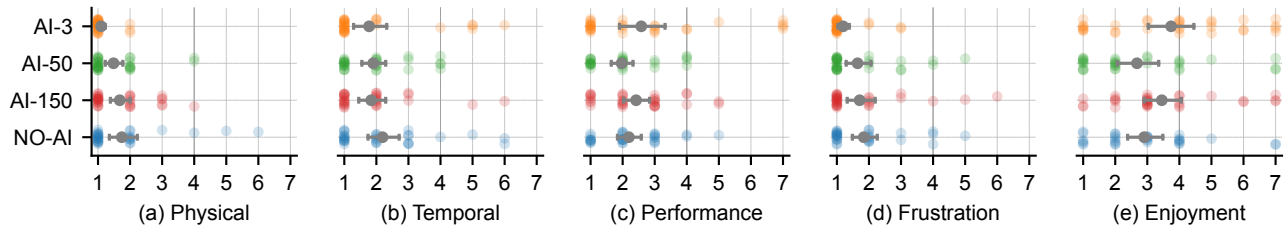


Figure A.2: Additional metrics about task workload and enjoyment: (a) *Physical Demand*, (b) *Temporal Demand*, (c) *Performance*, (d) *Frustration*, and (e) *Enjoyment*.

B EXPERIMENT 2: ANALYSIS DETAILS AND ADDITIONAL RESULTS

Table B.1: Demographic information for Experiment 2.

Gender	Age	Education	Creative Writing Frequency	Prompt Engineering Familiarity					
Men	12	18-24	3	High School Diploma	3	Daily	2	Extremely	1
Women	19	25-34	11	Some University (no credit)	8	Weekly	3	Moderately	3
Non-binary	1	35-44	4	Technical Degree	2	Monthly	7	Somewhat	7
Other	1	45-54	11	Bachelor's Degree	18	Less than Monthly	12	Slightly	12
Unknown	1	55-64	4	Master's Degree	2	Never	10	Not at All	11
		Unknown	1	Doctorate Degree	1				

ChatGPT Frequency	Weekly ChatGPT Use	Other AI Services	AI Usage								
Daily	10	0 times	8	Nothing	6	Gemini	7	Nothing	2	Generate Images	14
Weekly	8	1-5 times	12	GPT-2	6	Grammarly	8	Write Emails	14	Get a Definition	17
Monthly	6	5-10 times	4	GPT-3	12	Stable Diffusion	3	Write Papers/Essays	4	Explore a Topic	22
Less than Monthly	6	10-30 times	6	GPT-4	6	Dall-E	9	Write Stories	5	Brainstorming	19
Never	4	30+ times	4	Copilot	0	Midjourney	6	Edit Text	15	Find References	5
				Bing	10	Other	4	Generate Code	3	Clarification	16
								Edit Code	3	Translate Text	5
								Debug Code	3	Other	3

Table B.2: Omnibus and post hoc statistical tests for Experiment 2: (a) Psychological Ownership, (b) Text Similarity, and (c) Word Count.

(a) Psychological Ownership				(b) Text Similarity				(c) Word Count			
$\chi^2_{3,N=34} = 43.63, p < .001, W = .43$				$\chi^2_{3,N=34} = 65.02, p < .001, W = .64$				$\chi^2_{3,N=34} = 71.27, p < .001, W = .70$			
comparisons		p-value		comparisons		p-value		comparisons		p-value	
AI-150	AI-175	.69	n.s.	AI-150	AI-175	.88	n.s.	AI-150	AI-175	< .001	***
AI-150	AI-200	.69	n.s.	AI-150	AI-200	.93	n.s.	AI-150	AI-200	< .001	***
AI-150	NO-AI	< .001	***	AI-150	NO-AI	< .001	***	AI-150	NO-AI	.16	n.s.
AI-175	AI-200	.69	n.s.	AI-175	AI-200	.93	n.s.	AI-175	AI-200	< .001	***
AI-175	NO-AI	< .001	***	AI-175	NO-AI	< .001	***	AI-175	NO-AI	.003	**
AI-200	NO-AI	< .001	***	AI-200	NO-AI	< .001	***	AI-200	NO-AI	< .001	***

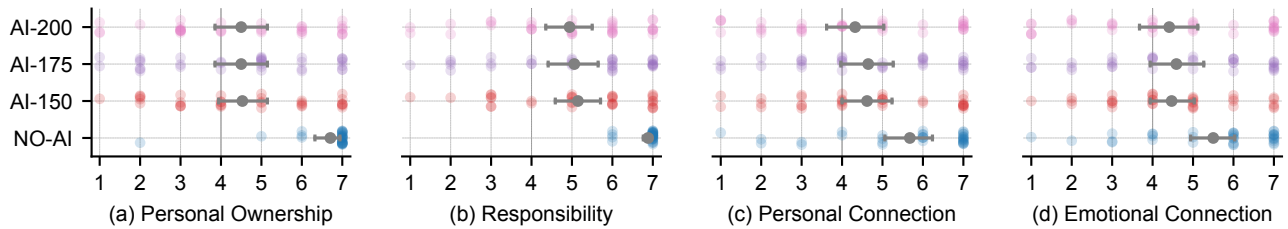


Figure B.1: Individual metrics that were averaged to create the Psychological Ownership composite measure: (a) Personal Ownership, (b) Responsibility, (c) Personal Connection, (d) Emotional Connection.

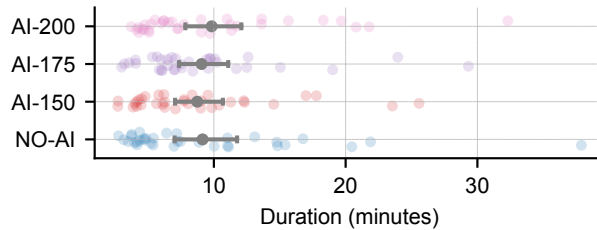


Figure B.2: Duration by CONDITION.

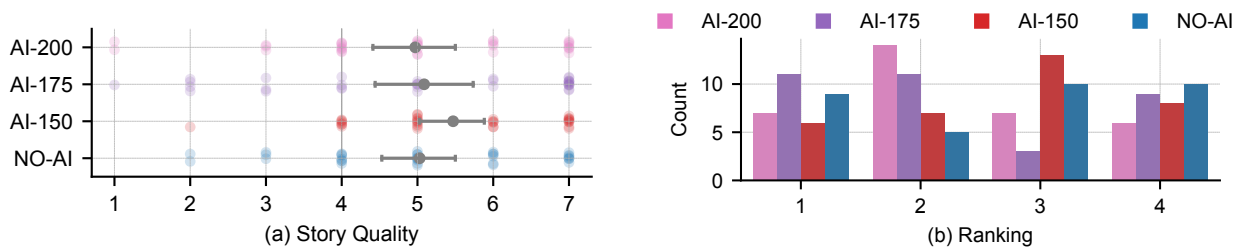


Figure B.3: (a) Story Quality by CONDITION and (b) Story Ranking by CONDITION.

C EXPERIMENT 3: ANALYSIS DETAILS AND ADDITIONAL RESULTS

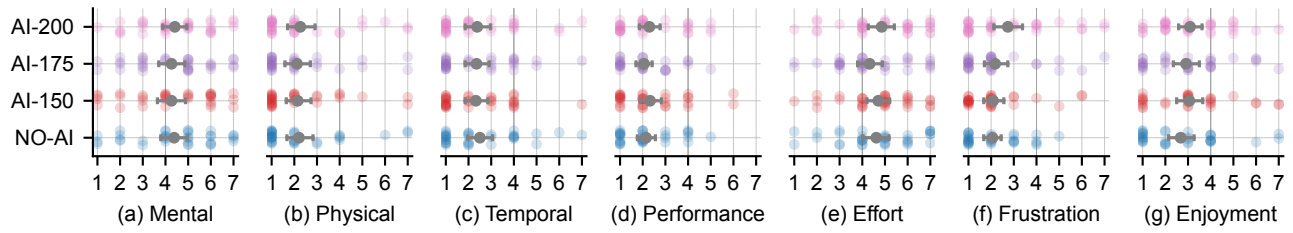


Figure B.4: Task workload and enjoyment: (a) *Mental Demand*, (b) *Physical Demand*, (c) *Temporal Demand*, (d) *Performance*, (e) *Effort*, (f) *Frustration*, and (g) *Enjoyment*.

Table C.1: Demographic information for Experiment 3.

Gender	Age	Education	Creative Writing Frequency	Prompt Engineering Familiarity	
Men	93	18-24 5	Less than a High School Diploma 2	Daily 2	Extremely 8
Women	61	25-34 47	High School Diploma 22	Weekly 16	Moderately 26
Non-binary	2	35-44 51	Some University (no credit) 37	Monthly 31	Somewhat 28
		45-54 25	Technical Degree 9	Less than Monthly 73	Slightly 44
		55-64 16	Bachelor’s Degree 65	Never 34	Not at All 50
		65-74 11	Professional Degree Beyond Bachelor’s Degree 1		
		75+ 1	Master’s Degree 20		

ChatGPT Frequency	Weekly ChatGPT Use	Other AI Services	AI Usage
Daily 19	0 times 34	Nothing 12	Nothing 4
Weekly 76	1-5 times 70	GPT-2 37	Generate Images 68
Monthly 27	5-10 times 32	GPT-3 79	Write Emails 52
Less than Monthly 26	10-30 times 16	GPT-4 60	Write Papers/Essays 21
Never 8	30+ times 4	Dall-E 36	Explore a Topic 111
		Copilot 14	Write Stories 35
		Midjourney 19	Brainstorming 100
		Bing 82	Edit Text 65
		Other 13	Find References 35
			Generate Code 26
			Clarification 67
			Edit Code 19
			Translate Text 33
			Debug Code 15
			Other 11

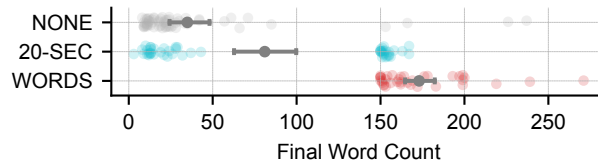


Figure C.1: Final Word Count by CONDITION for the initial pilot experiment.

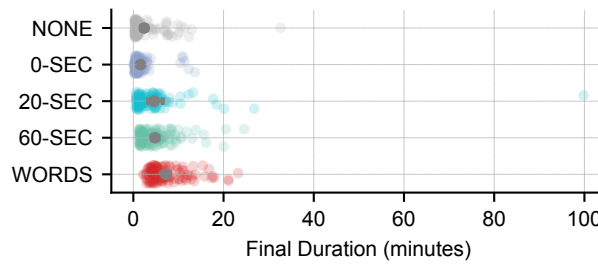


Figure C.2: Final Duration by CONDITION.

Table C.2: Omnibus and post hoc statistical tests for Experiment 3: (a) Final Word Count, (b) Submission Attempts, (c) Attempted Word Count for TRIAL = 1.

(a) Final Word Count							
CONDITION ($F_{4,151} = 26.45, p < .001, \eta_p^2 = 0.41$)				TRIAL ($F_{3,453} = 2.87, p < .05, \eta_p^2 = 0.02$)			
comparisons		p-value					
NONE	0-SEC	1.00	n.s.	1	2	.11	n.s.
NONE	20-SEC	.042	*	1	3	.13	n.s.
NONE	60-SEC	.013	*	1	4	.049	*
NONE	WORDS	< .001	***	2	3	1.00	n.s.
0-SEC	20-SEC	.013	*	2	4	1.00	n.s.
0-SEC	60-SEC	.0024	**	3	4	1.00	n.s.
0-SEC	WORDS	< .001	***				
20-SEC	60-SEC	1.00	n.s.				
20-SEC	WORDS	< .001	***				
60-SEC	WORDS	< .001	***				

(b) Submission Attempts				(c) Attempted Word Count			
TRIAL ($F_{3,183} = 96.95, p < .001, \eta_p^2 = 0.61$)				CONDITION ($\chi^2_{4,N=156} = 71.11, p < .001, \eta^2 = .17$)			
comparisons		p-value		comparisons		p-value	
1	2	< .001	***	NONE	0-SEC	1.00	n.s.
1	3	< .001	***	NONE	20-SEC	1.00	n.s.
1	4	< .001	***	NONE	60-SEC	1.00	n.s.
2	3	.15	n.s.	NONE	WORDS	< .001	***
2	4	.84	n.s.	0-SEC	20-SEC	1.00	n.s.
3	4	.16	n.s.	0-SEC	60-SEC	1.00	n.s.
				0-SEC	WORDS	< .001	***
				20-SEC	60-SEC	1.00	n.s.
				20-SEC	WORDS	< .001	***
				60-SEC	WORDS	< .001	***

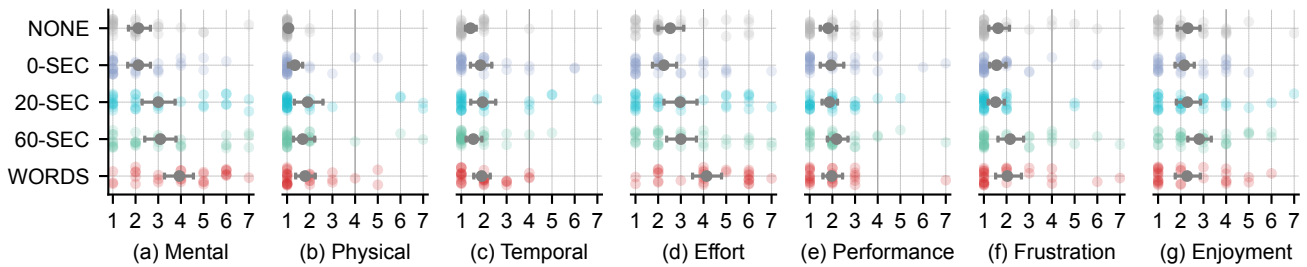


Figure C.3: Task workload and enjoyment: (a) Mental Demand, (b) Physical Demand, (c) Temporal Demand, (d) Performance, (e) Effort, (f) Frustration, and (g) Enjoyment.