

Asymptotically-exact selective inference for quantile regression

Yumeng Wang

Department of Statistics, University of Michigan

and

Snigdha Panigrahi

Department of Statistics, University of Michigan

and

Xuming He

Department of Statistics and Data Science, Washington University in St. Louis

Abstract

In modern data analysis, it is common to select a model before performing statistical inference. Selective inference tools make adjustments for the model selection process in order to ensure reliable inference post selection. In this paper, we introduce an asymptotic pivot to infer about the effects of selected variables on conditional quantile functions. Utilizing estimators from smoothed quantile regression, our proposed pivot is easy to compute and yields asymptotically-exact selective inference without making strict distributional assumptions about the response variable.

At the core of our pivot is the use of external randomization variables, which allows us to utilize all available samples for both selection and inference without partitioning the data into independent subsets or discarding any samples at any step. From simulation studies, we find that: (i) the asymptotic confidence intervals based on our pivot achieve the desired coverage rates, even in cases where sample splitting fails due to insufficient sample size for inference; (ii) our intervals are consistently shorter than those produced by sample splitting across various models and signal settings. We report similar findings when we apply our approach to study risk factors for low birth weights in a publicly accessible dataset of US birth records from 2022.

Keywords: Nonparametric statistics, Post-selection inference, Quantile regression, Randomization, Selective inference, Smoothed quantile regression.

1 Introduction

Quantile regression, proposed by [Koenker and Bassett \(1978\)](#), estimates the conditional quantiles of the response by minimizing a piecewise linear loss function, also known as the check loss function. Quantile regression does not assume a specific parametric family of distributions or a constant variance for the response variable and is therefore more robust against heavy-tailed errors and outliers than least squares regression. Due to its robustness and versatility, quantile regression is a popular tool for analyzing the relationship between variables in heterogeneous data. See, for example, papers by [Cade and Noon \(2003\)](#); [Canay \(2011\)](#); [Wei et al. \(2006\)](#); [Song et al. \(2017\)](#) on a variety of application domains.

There is a computational downside to consider, though. Estimating conditional quantiles using the non-differentiable check loss function does not scale easily with big data. This makes it challenging to select important covariates from a large pool of variables when using penalized versions of the standard quantile regression. The task of performing inference with big data is even more difficult, and is complicated by the need to estimate nuisance parameters that rely on the true population conditional densities.

Recent papers by [Fernandes et al. \(2021\)](#) and [He et al. \(2023\)](#) have introduced a new method called the Smoothed Quantile Regression (SQR) that overcomes these limitations of the standard quantile regression. The SQR method uses a convolution-type smoothing technique to make the loss function convex and differentiable. By adding a penalty term to the loss function, this method can be used to estimate conditional quantiles when analyzing big data with high dimensional covariates. Although the SQR method can select important covariates and provide point estimators, it does not attach uncertainties to these point estimators or address the practical issue of inference for the effects of the selected variables on the conditional quantile function. Using the post-selection inference framework, also known as selective inference, we provide a theoretically-justified and an easy to implement solution to this problem in our paper.

Our paper introduces an asymptotic pivot after selecting variables with the ℓ_1 -penalized SQR method. We form this pivot from a conditional distribution of quantile regression estimators given the event of selection. This method allows us to use the entire set of observed samples for both selection and inference, without partitioning the data into independent subsets or discarding a portion of the samples at either step.

Inverting our pivot yields asymptotically-exact selective inference for the effects of the selected variables, with coverage probability converging to the desired level as the sample size grows to infinity.

The appeal of our newly introduced pivot lies in its four key features:

1. it is easy to calculate and only involves one-dimensional integrals for its numerical calculation;
2. it circumvents the need to estimate the true conditional density functions, which are nuisance parameters in our inferential problem;
3. it takes the same form as pivots used in drawing selective inference with least squares regression, but it stays true to the essence of quantile regression by making no parameteric assumptions about the conditional distribution of the response variable;
4. the confidence intervals based on this pivot continue to assure asymptotically-exact coverage guarantees even when selection events are rare and occur with vanishing probabilities.

We start by giving a brief overview of the ℓ_1 -penalized SQR approach for quantile regression. Following that, we present a data example that illustrates the inadequacy of directly modifying existing post-selection inference methods for the quantile regression problem, and end with a brief summary of our main contributions.

1.1 The ℓ_1 -penalized SQR method

Consider a p -dimensional covariate $x \in \mathbb{R}^p$ and a scalar response variable $y \in \mathbb{R}$. Let $\{(y_i, x_i)\}_{i=1}^n$ be a set of n independent and identically distributed realizations of (y, x) . Suppose that (y, x) follows the distribution \mathbb{F} . It follows that $\{(y_i, x_i)\}_{i=1}^n$ will have a joint distribution $\mathbb{F}_n = \mathbb{F} \times \cdots \times \mathbb{F}$ (n times). Using matrix notation, let $Y = (y_1, y_2, \dots, y_n)^\top \in \mathbb{R}^n$ and $X = (x_1, x_2, \dots, x_n)^\top \in \mathbb{R}^{n \times p}$ denote the response vector and the design matrix, respectively.

Suppose that we want to estimate the τ -th conditional quantile of y given x at a pre-specified quantile level τ . Let

$$\rho_\tau(u) = u\{\tau - 1(u < 0)\}$$

be the non-differentiable check loss function. Additionally, let $K : \mathbb{R} \rightarrow [0, \infty)$ be a symmetric, non-negative function that integrates to 1 and let

$$K_h(u) = \frac{1}{h} K\left(\frac{u}{h}\right)$$

be a kernel function with a fixed bandwidth parameter $h > 0$. One commonly used kernel function, for example, is the Gaussian kernel function, which is given by $K_h(u) = \frac{1}{\sqrt{2\pi}h} e^{-\frac{u^2}{2h^2}}$. More examples of kernel functions can be found in [He et al. \(2023\)](#).

Denote by

$$\hat{Q}_{n,h}(\theta; Y) = \frac{1}{n} \sum_{i=1}^n \int_{-\infty}^{\infty} \rho_{\tau}(u) K_h(u + \theta_i - y_i) du \quad (1)$$

the convolution smoothed quantile loss with the kernel function K_h and bandwidth parameter h , where θ is an n -dimensional vector. To select a subset of the p variables, the ℓ_1 -penalized SQR method solves

$$\underset{\beta \in \mathbb{R}^p}{\text{minimize}} \left\{ \sqrt{n} \hat{Q}_{n,h}(X\beta; Y) + \lambda \|\beta\|_1 \right\}.$$

When bandwidth parameter h is of the order $\{\log(p)/n\}^{1/4}$, the difference between ℓ_1 -penalized SQR estimator and the ℓ_1 -penalized quantile regression estimator is negligible, as shown in Theorem 1 of [Tan et al. \(2021\)](#).

In the rest of the paper, we focus on performing selective inference for the effects of variables in the support set estimated with the ℓ_1 -penalized SQR method.

1.2 Selective inference and a first example

Let $E \subset \{1, 2, \dots, p\}$ be the selected subset of variables using the ℓ_1 -penalized SQR estimator and let $q = |E|$.

Post selection, it is natural to consider selective inference for the population parameter

$$b_n^E = \underset{b \in \mathbb{R}^q}{\text{argmin}} \mathbb{E}_{\mathbb{F}_n} \left[\frac{1}{\sqrt{n}} \sum_{i=1}^n \rho_{\tau}(y_i - x_{i,E}^{\top} b) \right], \quad (2)$$

which is obtained by using the check loss function $\rho_{\tau}(\cdot)$ on the selected subset of variables with size q . Note that in (2), $\mathbb{E}_{\mathbb{F}_n}[D]$ denotes the expectation with respect to the true distribution of the variables. This type

of target is similar to the projection-based targets discussed in the survey article by (Zhang et al., 2022).

In reality, the set E is dependent on data. Valid selective inference for b_n^E , without making unrealistic assumptions about the quality of selection, can be achieved by conditioning on the selection event. This approach has been investigated by several authors for least squares regression. Starting with Lee et al. (2016), this line of work, used properties of the ℓ_1 -penalty to show that the selection event in the fixed- X least squares regression setting can be described by a set of linear inequalities in Y and takes the shape of a polyhedron. In the case that the response is a Gaussian variable, truncating the normal distribution of Y to this polyhedron results in a truncated Gaussian pivot. This method is commonly referred to as the polyhedral method for selective inference. In the same setting, Tibshirani et al. (2018) investigated large sample properties of the polyhedral method within a nonparametric family of distributions.

These existing methods may suggest that switching from a quadratic loss to the convolution smoothed quantile loss using the same approach would yield valid selective inference for our problem. However, Figure 1 demonstrates that the polyhedral method can be quite brittle, as the reliability of inference for b_n^E with a data-dependent set E gets severely compromised. An adaptation of the polyhedral method to the ℓ_1 -penalized SQR framework is shown as “Previous” for three regimes of signal strength, “Low”, “Mid” and “High” in this figure. The results are based on 500 independent Monte Carlo experiments for each setting. The data in this first example obeys: $y = x^\top \beta + \varepsilon - F_\varepsilon^{-1}(\tau)$ where $x \in \mathbb{R}^p$ follows a multivariate Gaussian distribution with $p = 200$, $\varepsilon \in \mathbb{R}$ follows a Gaussian distribution. Here, $F_\varepsilon^{-1}(\tau)$ denotes the τ^{th} quantile of ε , the coefficient $\beta \in \mathbb{R}^p$ has 5 nonzero components whose magnitudes vary according to different signal strengths and the sample size is $n = 800$. This same simulation setting is described in more detail and investigated later in the paper.

The confidence intervals based on “Previous” not only fall short in coverage in the “Low” and “Mid” signal regimes (see leftmost panel of the figure), but also show numerical instability with low power. As seen in the rightmost panel of the figure, the percentage of unbounded intervals with “Previous” can be as high as 50% in the “Low” signal regime. In fact, the paper by Kivaranovic and Leeb (2024) showed that the “Previous” method can generate infinitely long intervals, as seen in our “Low” and “Mid” signal regimes. However, it might be surprising to see that this method even falls short of attaining the intended level of

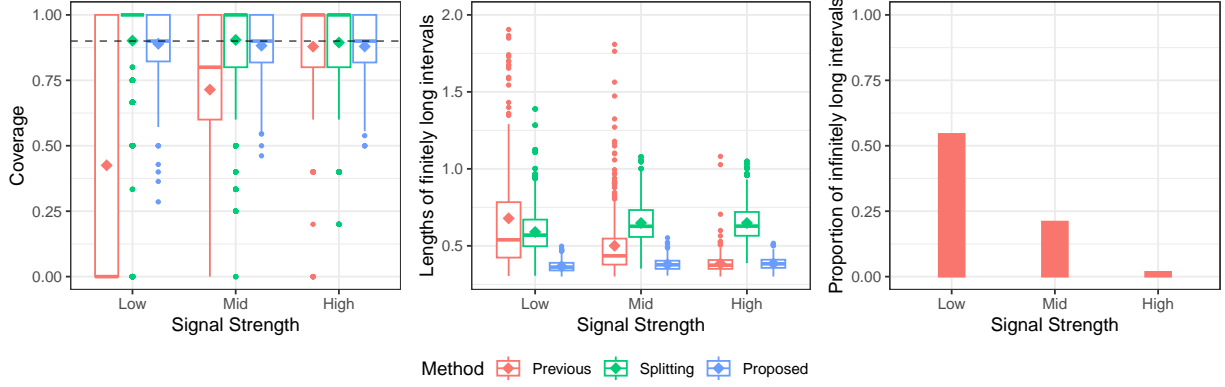


Figure 1: Comparison between an adaptation of the polyhedral method (“Previous”), data splitting (“Splitting”) and our proposed method (“Proposed”). *Left*: Box plots for coverage probabilities of 90% confidence intervals with the diamond symbol denoting the mean coverage rate of intervals. The “Proposed” method provides valid selective inference across all signal regimes, as does “Splitting”. However, the coverage rates of the “Previous” method are significantly lower than the desired level in both “Low” and “Mid” signal regimes. *Middle*: Lengths of confidence intervals. The confidence intervals generated by “Proposed” are substantially shorter than that of “Previous” in both “Low” and “Mid” signal regimes, and are also shorter than “Splitting” across all regimes. *Right*: Proportions of infinitely long intervals. The “Previous” method has a high probability of generating infinite intervals in “Low” and “Mid” signal regimes, which is consistent with the finding in [Kivaranovic and Leeb \(2024\)](#).

coverage. This occurs especially in the “Low” signal regime when selection events become rare or have low probabilities. The large sample guarantees for “Previous” in [Tibshirani et al. \(2018\)](#) no longer hold in these settings.

1.3 Randomized selective inference

In Figure 1, we also present the empirical coverage rates and lengths of intervals based on our newly developed pivot in the paper, which is denoted as “Proposed”. We observe that this method provides more reliable inference, producing bounded intervals that are always narrower than those formed by adapting the polyhedral method. This observation holds true even after excluding the unbounded intervals produced by the “Previous”, as shown in the middle panel of this figure.

In the same figure, we observe that our intervals are significantly shorter compared to the intervals obtained through data splitting. To conduct data splitting, we use a random subsample that contains two-thirds of the total samples for variable selection, and then use the remaining one-third of the samples for selective inference on the conditional quantile function.

The success of our new pivot lies in the addition of external randomization variables to the optimization objective used by the SQR method. Consider an external randomization variable $\sqrt{n}\omega_n$ from $\mathcal{N}(0_p, \Omega)$, independent from our data, where $\Omega \in \mathbb{R}^{p \times p}$ is a user-specified covariance matrix and 0_p is a vector of zeros of length p . Using ω_n , we implement a randomized version of the SQR method, given by

$$\underset{\beta \in \mathbb{R}^p}{\text{minimize}} \left\{ \sqrt{n}\widehat{Q}_{n;h}(X\beta; Y) + \lambda\|\beta\|_1 - \sqrt{n}\omega_n^\top \beta \right\}. \quad (3)$$

As an example, consider fixing $\Omega = \delta^2 \cdot I_{p,p}$, i.e., we draw p i.i.d. external Gaussian random variables with mean 0 and variance δ^2 . The parameter δ^2 allows us to control the amount of randomization introduced at the time of model selection.

In what follows, we develop an asymptotic pivot to infer about b_n^E , where E now depends on the set of variables selected by (3). Including a randomization variable in this form is indeed crucial for establishing reliable selective inference with our pivot. Obviously, this type of randomization differs from the randomness involved in data splitting. More precisely, the form of randomization in (3) enables us to use all samples during selection and inference, rather than discarding any of our samples at either of the two steps.

In a second experiment illustrated in Figure 2, we vary the randomization variance parameters $\delta^2 \in \{0.4, 0.6, 0.8, 1\}$ in the randomization scheme with $\Omega = \delta^2 \cdot I_{p,p}$. These different levels of randomization variance correspond to the Settings 1, 2, 3, 4 as shown on the x-axis of the figure, with Setting 0 representing the case without randomization. In Setting 0, we reuse the same data for inference without accounting for the selection process, which we refer to as the “Naive” method.

Note that with a small amount of randomization in the model selection process, we achieve a model with comparable power to the one trained on the full dataset, as indicated by the “Recall” values in the leftmost panel of the figure. While the Naive approach does not guarantee valid inference after selection—potentially leading to an inflated rate of false positives—our method ensures valid inference following randomized selection, as shown in the central panel of the figure. Moreover, the coverage probabilities and interval lengths in our randomized approach remain stable, exhibiting low variability across different signal settings.

A summary of our technical contributions is as follows.

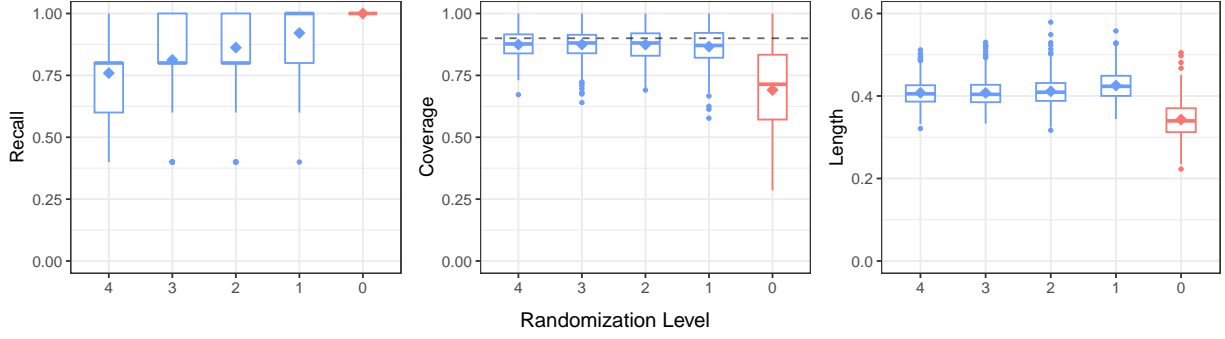


Figure 2: The performance of selection and inference of our proposed method with varying randomization variance levels. Randomization levels 1, 2, 3, and 4 correspond to $\delta^2 = 0.4, 0.6, 0.8, 1$, while randomization level 0 corresponds to the “Naive” method. *Left*: “Recall” across different randomization levels, showing the impact of varying δ^2 on model selection. *Middle*: Coverage probabilities of 90% confidence intervals. *Right*: Lengths of confidence intervals. With a small randomization variance, our proposed method provides valid inference, whereas the “Naive” method underperforms.

1. We derive two important asymptotic expansions in Section 3. The first one is for the SQR estimators using the selected set of variables in Proposition 2, and the second one connects these estimators to the penalized SQR estimators through randomization in Proposition 3. These expansions help us establish the marginal distributional properties of these estimators and guide the construct of our asymptotic pivot, linking it to the pivot form used in the rather well-studied least squares setting.
2. By making mild assumptions on the errors in the two asymptotic expansions, we prove rigorous inference guarantees for our pivot in Theorem 1. The asymptotically-exact guarantees in Section 4 apply uniformly across a range of data generating distributions \mathbb{F}_n , assuming sub-Gaussian covariates but making no strong assumptions about the conditional distribution of Y . The proofs of our results rely on tail and moment bounds for the score function based on the SQR loss, which allow us to establish convergence rates for our asymptotic pivot.
3. In Sections 5 and 6, we evaluate the performance of our method on simulated datasets and a publicly available dataset on US birth weights in 2022. To evaluate coverage rates, power, and estimation accuracy, we analyze various models and signal settings using our post-selection inferential pipeline. Additional simulations, including data from misspecified models, are provided in the Supplementary Material. Although we use simple white noise as randomization variables in our numerical analysis, we emphasize that our theory in Section 4 covers the wider range of mean-centered Gaussian

randomization variables.

2 Related work

Inference in high dimensional quantile regression.

Statistical inference with penalized quantile regression has been widely acknowledged as an interesting and challenging task in the literature. Various strategies have been employed, including kernel smoothing (Horowitz, 1998; Galvao and Kato, 2016), using information criteria for model selection (Behl et al., 2014), and employing fast algorithms like the alternating direction method of multipliers (Gu et al., 2018). Due to its ease of implementation and ability to scale up with large datasets, the SQR method for estimating conditional quantile functions has become increasingly popular and has been adapted for different types of data. See, for example, the papers by Man et al. (2023) and He et al. (2022).

We also draw attention to some earlier work on hypothesis testing and inference in quantile regression. Marginal testing methods for detecting significant associations with conditional quantiles were developed by Wang et al. (2018); Tang et al. (2022). Work by Belloni et al. (2019) tackled high dimensional inference using orthogonal score functions. While He et al. (2023) analyzed the asymptotic properties of the SQR estimator in the low dimensional setting, Yan et al. (2023) proposed a debiased ℓ_1 -SQR estimator and established confidence intervals using their debiased approach for high dimensional data. Note that these papers provide inference for the entire p -dimensional parameter vector in a predetermined model, not a selected model. More specifically, when selection is done prior to making inference, and analysts report and use the selected subset of variables for downstream inferential tasks, these techniques are no longer applicable for the selected set of post-selection parameters. Our work fills this gap by providing analysts with a rigorous toolbox to construct and report confidence intervals (and p-values) for the effects of these selected variables on the conditional quantile function.

Post-selection inference or selective inference.

The challenges of characterizing the finite sample distribution of post-selection estimators, which exhibit intricate dependence on model parameters, have been documented in [Leeb and Pötscher \(2003, 2005\)](#). Instead of using plug-in estimators for nuisance parameters, the conditional approach, discussed in the earlier section, addresses this limitation by conditioning on the sufficient statistics for these parameters and thereby obtaining a pivot free of nuisance parameters. Alternatively, a simultaneous approach has been developed for selective inference in the normal linear model and the logistic regression model by [Berk et al. \(2013\)](#) and [Bachoc et al. \(2020\)](#), respectively. An advantage of this approach is that it remains valid regardless of the method of selection. However, the long intervals generated by the marginal viewpoint taken by this approach and the lack of easy computational tools to construct these intervals hinder its widespread application.

Randomized selective inference.

Several recent papers have used the concept of utilizing an external randomization variable for performing selective inference. For example, [Tian and Taylor \(2018\)](#) and [Kivaranovic and Leeb \(2024\)](#) added a randomization variable to the response for gaining power, [Rasines and Young \(2022\)](#) used a similar randomization scheme to split their data into a selection set and validation set, and this idea was generalized to other distributions in [Leiner et al. \(2023\)](#) and [Dharamshi et al. \(2024\)](#). Furthermore, [Zrnic and Jordan \(2023\)](#) connected the use of randomization with algorithmic stability, and [Dai et al. \(2023\)](#) added a Gaussian random variable to predictors for controlling false discovery rate control. Note that the selective inference method in our paper employs a different form of randomization. Specifically, our randomization scheme involves adding noise variables to the gradient of the SQR objective, rather than directly adding them to the response. In contrast to previous approaches that rely on specific parametric distributions for randomizing their data, our setup does not involve such modeling restrictions. Our randomization is inspired from [Panigrahi et al. \(2021\)](#) and [Panigrahi \(2023\)](#) that used a similar form of randomness in a class of techniques known as “carving”. This involves conducts selection on a random subset of the data as done during data splitting, while selective inference is performed on the full data after conditioning on the selection event from the first stage data.

Drawing selective inference from conditional distributions can be quite challenging, as these distributions are usually computationally intractable. Prior work has achieved approximate selective inference by utilizing feasible approximations of these conditional distributions. For instance, tractable likelihood functions were developed by Panigrahi et al. (2023b) and Panigrahi et al. (2023a) for sampling from a posterior post selection. An approximate maximum likelihood approach was developed in Panigrahi and Taylor (2022) for normal data, which was generalized to cover generalized linear models and a broad category of M-estimation problems in Huang et al. (2023).

Instead of constructing such approximate likelihood functions, we take a different approach in our paper by providing a pivot that yields asymptotically-exact post-selection inference for the effects of selected variables on the conditional quantile function. Our method does not rely on approximations, ensuring consistent performance across a variety of scenarios without being affected by potential fluctuations in the quality of such approximations. Moreover, the pivot we construct using the SQR estimators mirrors the form of the pivot introduced by Panigrahi et al. (2024) in the least squares setting. It is worth pointing out that the pivot in previous work ensures valid selective inference for normal data. What sets our contribution apart in the current paper is that our pivot allows for valid inference without placing strict assumptions on the conditional distribution of the response variable.

3 Pivot using SQR estimators

3.1 Basics

Let $[p]$ denote the set $\{1, 2, \dots, p\}$. Given a matrix $M \in \mathbb{R}^{p \times p}$ and two nonempty subsets of $[p]$, E_1 and E_2 , we define M_{E_1, E_2} as the submatrix of M that consists of the rows indexed by E_1 and the columns indexed by E_2 .

Consider $E_1 = \{j_1, j_2, \dots, j_r\} \subseteq [p]$. Then we let \mathbb{S}_{E_1} be an $r \times p$ matrix with the $(k, j_k)^{\text{th}}$ entry equal to 1 for each $k \in [r]$ and 0 in the remaining entries, so that $\mathbb{S}_{E_1} M$ extracts the rows of M in the set E_1 . If $E_1 = \{j\}$, a singleton set, then we simply denote the $1 \times p$ matrix that extracts the j^{th} row of M as \mathbb{S}_j . We denote by $\phi(x; \mu, \Sigma)$ the Gaussian density function with mean vector μ and covariance matrix Σ .

Let \widehat{E} denote the set of non-zero entries of the solution to the randomized SQR problem in (3). We denote by E the realized value of \widehat{E} and by E' its complement. We let $|E| = q$ and $|E'| = q' = p - q$.

After selection, we consider inference for each component of b_n^E in (2). Without loss of generality, let us focus on the j^{th} component of b_n^E , denoted by $b_n^{j \cdot E}$. For this task of selective inference, we use SQR estimators, which will be defined in the next subsection. To analyze their distribution for inference, it is necessary to introduce the pseudo-parameters:

$$\bar{b}_n^E = \operatorname{argmin}_{b \in \mathbb{R}^{|E|}} \mathbb{E}_{\mathbb{F}_n} \left[\sqrt{n} \widehat{Q}_{n;h'}(X_E b; Y) \right], \quad (4)$$

where $\widehat{Q}_{n;h'}(X_E b; Y)$ represents the convolution smoothed quantile loss in (1) with the bandwidth parameter h' . Consistent with our notations for b_n^E , we let $\bar{b}_n^{j \cdot E}$ denote the j^{th} component of \bar{b}_n^E .

We conclude this section with Proposition 1, showing that the difference between \bar{b}_n^E and b_n^E , the pseudo-parameter and our target parameter, is negligible when $h' = o(n^{-1/4})$, similar to the bandwidth parameter h in (3). The implication of this result will become evident in the following section, when we discuss the SQR estimators in order to construct inference for the post-selection parameter b_n^E .

Before we present this result, we state the following assumptions on the data generating distribution.

Assumption A. Let $\sigma \in \mathbb{R}$ be a constant and let $x \in \mathbb{R}^p$ represent the p -dimensional vector of covariates. For any $\lambda \in \mathbb{R}$ and a unit vector $u \in \mathbb{R}^p$, assume that

$$\mathbb{E}_{\mathbb{F}} \left[\exp(\lambda u^\top x) \right] \leq \exp(\sigma^2 \lambda^2).$$

Assumption B. Denote by $f_{y|x_E}$ the conditional density of y given x_E . There exists a constant $l_{0,E} > 0$ such that $|f_{y|x_E}(u) - f_{y|x_E}(v)| \leq l_{0,E}|u - v|$ for all $u, v \in \mathbb{R}$ almost surely (over x_E). Furthermore, for $m_{0,E} > 0$, suppose that

$$\mathbb{E}_{\mathbb{F}} \left[K_h(y - x_E^\top b_n^E) x_E x_E^\top \right] \succeq m_{0,E} > 0.$$

The condition in Assumption A guarantees that the covariates $\{x_i\}_{i=1}^n$ are sub-Gaussian. This includes variables from common distributions such as Gaussian, Bernoulli, Binomial, and Uniform distributions,

among others. The first part of Assumption **B** assumes that the conditional density of the response variable, given the selected set of covariates, is Lipschitz continuous. This holds true, for example, when this density has a bounded first derivative. The second part of the assumption is satisfied as long as the residual vector from the population fit $(y - x_E^\top b_n^E)$ is stochastically bounded, and $\mathbb{E}_{\mathbb{F}}[x_E x_E^\top]$ is a positive definite matrix.

Proposition 1. *Let $\kappa = \int_{-\infty}^{\infty} |u|^2 K(u) du$. Under Assumptions **A** and **B**, we have that*

$$\sup_E \frac{m_{0,E}}{l_{0,E}^2} \times \|\bar{b}_n^E - b_n^E\| \leq 6\kappa\sigma^4 h'^2,$$

where h' denotes the bandwidth used for inference and $\|\cdot\|$ represents the ℓ_2 -norm.

A proof for this result is provided in Section **B.2.1** of the Supplementary Material and follows similar arguments as the proof of Proposition 4.1 in He et al. (2023).

As an immediate consequence of Proposition 1, for any fixed $E \subseteq [p]$, we have that

$$\sqrt{n} \|\bar{b}_n^E - b_n^E\| = o(1)$$

as long as $h' = o(n^{-1/4})$. In the fixed p and growing n regime, we note that the bandwidth parameters h and h' , which are used at the time of selection and inference, have the same asymptotic order. For simplicity of exposition, we will hereafter assume that $h = h'$. All our results still hold true with slight modifications when these bandwidth parameters take different values. We revisit this discussion in the next section.

3.2 The SQR estimators

Now we introduce the SQR estimators used in constructing our pivot.

Define the refitted quantile estimator obtained from regressing Y against X_E as

$$\hat{\beta}_n^E = \operatorname{argmin}_{b \in \mathbb{R}^q} \sqrt{n} \hat{Q}_{n;h}(X_E b; Y). \quad (5)$$

Let $\hat{\beta}_n^{j \cdot E} = \mathbb{S}_j \hat{\beta}_n^E$ denote the j^{th} element of this estimator.

Unlike the case with a prefixed set E , we need to specify additional statistics to carry out our post-selection inferential task, because the set of variables selected by the SQR problem does not depend solely on the refitted quantile estimator. To this end, let

$$J = \mathbb{E}_{\mathbb{F}_n} \left[X^\top \nabla^2 \widehat{Q}_{n;h}(X_E \bar{b}_n^E; Y) X \right] = \begin{bmatrix} J_{E,E} & J_{E,E'} \\ J_{E',E} & J_{E',E'} \end{bmatrix}$$

$$H = \text{Cov}_{\mathbb{F}_n} \left(\sqrt{n} X^\top \nabla \widehat{Q}_{n;h}(X_E \bar{b}_n^E; Y), \sqrt{n} X^\top \nabla \widehat{Q}_{n;h}(X_E \bar{b}_n^E; Y) \right) = \begin{bmatrix} H_{E,E} & H_{E,E'} \\ H_{E',E} & H_{E',E'} \end{bmatrix}$$

be two matrices in $\mathbb{R}^{p \times p}$, based on moments of the Hessian and the gradient of the SQR loss, and let $\Sigma_{E,E} = J_{E,E}^{-1} H_{E,E} J_{E,E}^{-1}$ and let σ_j^2 be the j^{th} diagonal entry of $\Sigma_{E,E}$. Now, define the statistic

$$\widehat{\Gamma}_n^{j \cdot E} = \begin{pmatrix} \mathbb{S}_{[E] \setminus j} \left(\widehat{\beta}_n^E - \frac{1}{\sigma_j^2} \Sigma_{E,j} \widehat{\beta}_n^{j \cdot E} \right) \\ X_{E'}^\top \nabla \widehat{Q}_{n;h}(X_E \widehat{\beta}_n^E; Y) + (H_{E',E} H_{E,E}^{-1} J_{E,E} - J_{E',E}) \widehat{\beta}_n^E \end{pmatrix}.$$

As we will see later, conditioning on $\widehat{\Gamma}_n^{j \cdot E}$ enables us to get rid of the nuisance parameters

$$g_n^{j \cdot E} = \begin{pmatrix} \mathbb{S}_{[E] \setminus j} \left(\bar{b}_n^E - \frac{1}{\sigma_j^2} \Sigma_{E,j} \bar{b}_n^{j \cdot E} \right) \\ \mathbb{E} \left[X_{E'}^\top \nabla \widehat{Q}_{n;h}(X_E \bar{\beta}_n^E; Y) \right] + (H_{E',E} H_{E,E}^{-1} J_{E,E} - J_{E',E}) \bar{b}_n^E \end{pmatrix}$$

at the time of performing selective inference and leads to an asymptotic pivot for $\bar{b}_n^{j \cdot E}$.

We start with an asymptotic representation for $\widehat{\beta}_n^{j \cdot E} \in \mathbb{R}$ and $\widehat{\Gamma}_n^{j \cdot E} \in \mathbb{R}^{p-1}$, which holds for any fixed $E \subseteq [p]$ and $j \in E$. Note that this asymptotic representation involves the pseudo parameter $\bar{b}_n^{j \cdot E}$ derived from the convolution smoothed quantile loss.

Proposition 2. *Let E be a fixed subset of $[p]$. Define*

$$\Lambda_1 = \begin{bmatrix} -\mathbb{S}_j J_{E,E}^{-1} & 0_{p-q}^\top \end{bmatrix} H^{1/2} \in \mathbb{R}^{1 \times p},$$

$$\Lambda_2 = \begin{bmatrix} \Lambda_{2,1} \\ \Lambda_{2,2} \end{bmatrix} = \begin{bmatrix} \mathbb{S}_{[E] \setminus j} \left(\frac{1}{\sigma_j^2} \Sigma_{E,j} \mathbb{S}_j J_{E,E}^{-1} - J_{E,E}^{-1} \right) & 0_{q-1, p-q} \\ -H_{E',E} H_{E,E}^{-1} & I_{p-q, p-q} \end{bmatrix} H^{1/2} \in \mathbb{R}^{p-1 \times p}.$$

For $j \in E$, it holds that

$$\sqrt{n} \begin{pmatrix} \widehat{\beta}_n^{j \cdot E} - \bar{b}_n^{j \cdot E} \\ \widehat{\Gamma}_n^{j \cdot E} - g_n^{j \cdot E} \end{pmatrix} = \begin{pmatrix} \Lambda_1 \\ \Lambda_2 \end{pmatrix} \Upsilon_n + \bar{\Delta}_1,$$

where

$$\begin{aligned} \Upsilon_n &= \sqrt{n} H^{-1/2} \left(\begin{pmatrix} X_E^\top \nabla \widehat{Q}_{n;h}(X_E \bar{b}_n^E; Y) \\ X_{E'}^\top \nabla \widehat{Q}_{n;h}(X_E \bar{b}_n^E; Y) \end{pmatrix} - \begin{pmatrix} 0_q \\ \mathbb{E}_{\mathbb{F}_n}[X_{E'}^\top \nabla \widehat{Q}_{n;h}(X_E \bar{b}_n^E; Y)] \end{pmatrix} \right), \\ \bar{\Delta}_1 &= o_p(1). \end{aligned}$$

Combining Proposition 1 with the above-stated representation for the SQR estimators, we have an immediate corollary. Note that we have a similar asymptotic expansion for the refitted SQR estimator $\widehat{\beta}_n^{j \cdot E}$ when centered at $b_n^{j \cdot E}$, rather than at the pseudo parameter $\bar{b}_n^{j \cdot E}$.

Corollary 1. *Suppose that the conditions in Assumptions A and B are met. Then, we have*

$$\sqrt{n} \begin{pmatrix} \widehat{\beta}_n^{j \cdot E} - b_n^{j \cdot E} \\ \widehat{\Gamma}_n^{j \cdot E} - g_n^{j \cdot E} \end{pmatrix} = \begin{pmatrix} \Lambda_1 \\ \Lambda_2 \end{pmatrix} \Upsilon_n + \Delta_1,$$

where Υ_n is as defined in Proposition 2 and $\Delta_1 = o_p(1)$.

As a follow-up result, we also have the following asymptotic normal distribution for the SQR estimators.

Corollary 2. *For a fixed set E , we have*

$$\sqrt{n} \begin{pmatrix} \widehat{\beta}_n^{j \cdot E} - b_n^{j \cdot E} \\ \widehat{\Gamma}_n^{j \cdot E} - g_n^{j \cdot E} \end{pmatrix} \Rightarrow \mathcal{N} \left(0_p, \begin{bmatrix} \sigma_j^2 & 0_{1,p-1} \\ 0_{p-1,1} & \Lambda_2 \Lambda_2^\top \end{bmatrix} \right).$$

Our next result in Proposition 3 establishes the connection between the ℓ_1 -penalized SQR estimators and the refitted SQR estimators based on the selected set of variables, $\widehat{\beta}_n^{j \cdot E}$ and $\widehat{\Gamma}_n^{j \cdot E}$.

Fixing some more notations, let $\widehat{B}_{n,\lambda} \in \mathbb{R}^{q \times 1}$ denote the nonzero components of the penalized SQR

estimator from solving (3). Let $|\widehat{B}_{n,\lambda}|$ denote the absolute values of $\widehat{B}_{n,\lambda}$ in a component-wise sense, and let

$$\widehat{D}_{n,\lambda} = \lambda \cdot \begin{pmatrix} \widehat{S}_{n,\lambda} \\ \widehat{Z}_{n,\lambda} \end{pmatrix} \in \mathbb{R}^{p \times 1}$$

denote the subgradient of the ℓ_1 -penalty at the solution, where $\widehat{S}_{n,\lambda} \in \mathbb{R}^{q \times 1}$ represents the sign vector of $\widehat{B}_{n,\lambda}$, and $\widehat{Z}_{n,\lambda} \in \mathbb{R}^{q' \times 1}$ represents the inactive components of the subgradient vector that satisfies the constraint $\|\widehat{Z}_{n,\lambda}\|_\infty \leq 1$.

Define the matrices

$$M^j = -\frac{1}{\sigma_j^2} H_{\cdot,E} J_{E,E}^{-1} \mathbb{S}_j^\top \in \mathbb{R}^{p \times 1}, \quad N^j = \begin{bmatrix} -J_{E,E} \mathbb{S}_{[E] \setminus j}^\top & 0_{q,q'} \\ -H_{E',E} H_{E,E}^{-1} J_{E,E} \mathbb{S}_{[E] \setminus j}^\top & I_{q',q'} \end{bmatrix} \in \mathbb{R}^{p \times (p-1)},$$

$$T = J_{\cdot,E} \text{Diag}(s_\lambda) \in \mathbb{R}^{p \times q},$$

where s_λ is the observed value $\widehat{S}_{n,\lambda}$, the signs of the $\widehat{B}_{n,\lambda}$.

Proposition 3. *Given E and s_λ , the observed selected set of variables and the signs for the nonzero Lasso solution, we have that*

$$T \sqrt{n} |\widehat{B}_{n,\lambda}| + \sqrt{n} \widehat{D}_{n,\lambda} = \sqrt{n} \omega_n - M^j \sqrt{n} \widehat{\beta}_n^{j \cdot E} - N^j \sqrt{n} \widehat{\Gamma}_n^{j \cdot E} + \Delta_2,$$

where $\Delta_2 = o_p(1)$.

All results in this section are presented under the case that the bandwidth parameters h and h' in equations (3) and (4) are equal. However, we assert that the asymptotic representation of the SQR estimators and their relationship with the ℓ_1 -penalized estimators remain valid, with minor adjustments, even if h and h' differ. We provide the more general versions of Proposition 2 and 3 in Section A of the Supplementary Material.

3.3 Our pivot

Constructing a pivot for $b_n^{j \cdot E}$ is a natural means to inference, allowing for the construction of confidence intervals or p-values for hypotheses related to this parameter. In this section, we turn to our conditioning event which yields an asymptotic pivot for our parameter of interest.

Let

$$\eta_{j \cdot E} = T^\top \Omega^{-1} M^j \in \mathbb{R}^{q \times 1}, \quad \Psi = \{T^\top \Omega^{-1} T\}^{-1} \in \mathbb{R}^{q \times q}.$$

Then, based on the (nonzero) penalized SQR estimator $\hat{B}_{n,\lambda}$, define the variables

$$\begin{aligned} \hat{U}_n^{j \cdot E} &= \sqrt{n} \eta_{j \cdot E}^\top | \hat{B}_{n,\lambda} | \in \mathbb{R}, \\ \hat{V}_n^{j \cdot E} &= \sqrt{n} \left(I_{q,q} - \frac{\Psi \eta_{j \cdot E}}{\eta_{j \cdot E}^\top \Psi \eta_{j \cdot E}} \eta_{j \cdot E}^\top \right) | \hat{B}_{n,\lambda} | \in \mathbb{R}^{q \times 1}. \end{aligned}$$

Proposition 4 states our conditioning event and provides a characterization of this event in terms of the randomized ℓ_1 -penalized SQR estimators.

Proposition 4. *Fix $j \in E$. We have that*

$$\left\{ \hat{D}_{n,\lambda} = d_\lambda, \hat{V}_n^{j \cdot E} = v^{j \cdot E} \right\} = \left\{ I_1^j \leq \hat{U}_n^{j \cdot E} \leq I_2^j, \hat{Z}_{n,\lambda} = z_\lambda, \hat{V}_n^{j \cdot E} = v^{j \cdot E} \right\},$$

where

$$I_1^j = - \min_{k: \mathbb{S}_k \Psi \eta_{j \cdot E} > 0} \frac{\eta_{j \cdot E}^\top \Psi \eta_{j \cdot E}}{\mathbb{S}_k \Psi \eta_{j \cdot E}} \mathbb{S}_k v^{j \cdot E}, \quad I_2^j = - \max_{k: \mathbb{S}_k \Psi \eta_{j \cdot E} < 0} \frac{\eta_{j \cdot E}^\top \Psi \eta_{j \cdot E}}{\mathbb{S}_k \Psi \eta_{j \cdot E}} \mathbb{S}_k v^{j \cdot E}.$$

There are a few things to note about our conditioning event in the above-stated result.

For selective inference to be valid, we must condition on a subset of our selection event $\{\hat{E} = E\}$. In order to achieve a tractable conditional distribution for this purpose and an easy-to-calculate pivot from it, the subset that we choose must also admit a simple description in the involved estimators. The conditioning event on the left-hand side of the claim in Proposition 4 satisfies both. Firstly, it is easy to see that this event is a proper subset of $\{\hat{E} = E\}$. Secondly, we can represent the same event by truncating $\hat{U}_n^{j \cdot E}$ to a

simple interval, as shown on the right-hand side of the claim in Proposition 4. This simplification reduces our event to an interval on the real line, making it possible to construct a pivot in closed form.

We are now ready to present our pivot informally. Let I_1^j and I_2^j be constants as defined in Proposition

4. For $z_1 \in \mathbb{R}$ and $z_2 \in \mathbb{R}^{p-1}$, define $W_0 : \mathbb{R} \times \mathbb{R}^{p-1} \rightarrow \mathbb{R}$ as:

$$W_0(z_1, z_2) = \int_{I_1^j}^{I_2^j} \phi(Q^j t + M^j z_1 + N^j z_2 + P^j; 0_p, \Omega) dt, \quad (6)$$

where $Q^j \in \mathbb{R}^{p \times 1}$ and $P^j \in \mathbb{R}^{p \times 1}$ are equal to:

$$Q^j = \frac{T\Psi\eta_{j \cdot E}}{\eta_{j \cdot E}^\top \Psi \eta_{j \cdot E}}, \quad P^j = T v^{j \cdot E} + d_\lambda.$$

Then, our pivot for $b_n^{j \cdot E}$ is equal to:

$$\text{Pivot}^{j \cdot E}(\sqrt{n}\hat{\beta}_n^{j \cdot E}, \sqrt{n}\hat{\Gamma}_n^{j \cdot E}; b_n^{j \cdot E}) = \frac{\int_{-\infty}^{\sqrt{n}\hat{\beta}_n^{j \cdot E}} \phi(x; \sqrt{n}b_n^{j \cdot E}, \sigma_j^2) W_0(x, \sqrt{n}\hat{\Gamma}_n^{j \cdot E}) dx}{\int_{-\infty}^{\infty} \phi(x; \sqrt{n}b_n^{j \cdot E}, \sigma_j^2) W_0(x, \sqrt{n}\hat{\Gamma}_n^{j \cdot E}) dx}. \quad (7)$$

The form of our pivot in (7) suggests that an adjustment for the selection process is achieved by multiplying the weight function $W_0(\cdot, \sqrt{n}\hat{\Gamma}_n^{j \cdot E})$ to the marginal normal density of the SQR estimator $\sqrt{n}\hat{\beta}_n^{j \cdot E}$.

At last, consider the standardized variable

$$\mathcal{Z}_n = \sqrt{n} \begin{pmatrix} \Lambda_1 \\ \Lambda_2 \end{pmatrix}^{-1} \begin{pmatrix} \hat{\beta}_n^{j \cdot E} - b_n^{j \cdot E} \\ \hat{\Gamma}_n^{j \cdot E} - g_n^{j \cdot E} \end{pmatrix}.$$

Alternatively, we can express the pivot in (7) in terms of the standardized variable \mathcal{Z}_n as:

$$\mathcal{P}^{j \cdot E}(\mathcal{Z}_n) = \frac{\int_{-\infty}^{\Lambda_1 \mathcal{Z}_n + \sqrt{n}b_n^{j \cdot E}} \phi(x; \sqrt{n}b_n^{j \cdot E}, \sigma_j^2) W_0(x, \Lambda_2 \mathcal{Z}_n + \sqrt{n}g_n^{j \cdot E}) dx}{\int_{-\infty}^{\infty} \phi(x; \sqrt{n}b_n^{j \cdot E}, \sigma_j^2) W_0(x, \Lambda_2 \mathcal{Z}_n + \sqrt{n}g_n^{j \cdot E}) dx}. \quad (8)$$

We use the latter form of our pivot when studying its asymptotic properties. In this form, we mainly analyze the pivot as a function of the standardized variable and therefore omit the parameter in its argument for the sake of simplicity in notation.

3.4 Link with the least squares regression

Let us consider the well-studied least squares regression with a fixed design matrix for normal data and homoscedastic errors with variance σ^2 . After selecting the subset of variables E , our post-selection targets of inference are the components of

$$b_n^E = \operatorname{argmin}_{b \in \mathbb{R}^q} \mathbb{E}_{\mathbb{F}_n} [\|Y - X_E b\|^2].$$

In this scenario, we observe that

$$\hat{\beta}_n^E = (X_E^\top X_E)^{-1} X_E^\top Y$$

is the least squares estimator using (Y, X_E) , and $\hat{\beta}_n^{j \cdot E}$ is its j^{th} component. Note, with the quadratic loss function in the least squares problem, $H = \sigma^2 J$ for the fixed matrix $J = X^\top X$, and that $\Sigma_{E,E} = \sigma^2 (X_E^\top X_E)^{-1}$, and

$$\hat{\Gamma}_n^{j \cdot E} = \begin{pmatrix} \mathbb{S}_{[E] \setminus j} \left(\hat{\beta}_n^E - \frac{1}{\sigma_j^2} \Sigma_{E,j} \hat{\beta}_n^{j \cdot E} \right) \\ X_{E'}^\top (X_E \hat{\beta}_n^E - Y) \end{pmatrix}.$$

Moreover, in this special setting, the two representations in Propositions 2 and 3 are not asymptotic but rather exact. This is formalized in our next result.

Proposition 5. *In the setting described above, we have:*

$$\sqrt{n} \begin{pmatrix} \hat{\beta}_n^{j \cdot E} - b_n^{j \cdot E} \\ \hat{\Gamma}_n^{j \cdot E} - g_n^{j \cdot E} \end{pmatrix} = \begin{pmatrix} \Lambda_1 \\ \Lambda_2 \end{pmatrix} \mathcal{Z}$$

where $\mathcal{Z} \sim N(0, I_p)$. Furthermore, the ℓ_1 -penalized SQR estimators satisfy

$$T\sqrt{n}|\hat{B}_{n,\lambda}| + \sqrt{n}\hat{D}_{n,\lambda} = \sqrt{n}\omega_n - M^j \sqrt{n}\hat{\beta}_n^{j \cdot E} - N^j \sqrt{n}\hat{\Gamma}_n^{j \cdot E}.$$

A probability integral transform using the conditional distribution of $\hat{\beta}_n^{j \cdot E}$, the j^{th} entry of the least squares estimator, when conditioned on the event in Proposition 4, results in the following pivot.

Proposition 6. *An exact pivot is equal to*

$$\frac{\int_{-\infty}^{\sqrt{n}\widehat{\beta}_n^{j \cdot E}} \phi(x; \sqrt{n}b_n^{j \cdot E}, \sigma_j^2) W_0(x, \sqrt{n}\widehat{\Gamma}_n^{j \cdot E}) dx}{\int_{-\infty}^{\infty} \phi(x; \sqrt{n}b_n^{j \cdot E}, \sigma_j^2) W_0(x, \sqrt{n}\widehat{\Gamma}_n^{j \cdot E}) dx},$$

or, in terms of the standardized variable \mathcal{Z} , is equal to

$$\frac{\int_{-\infty}^{\Lambda_1 \mathcal{Z} + \sqrt{n}b_n^{j \cdot E}} \phi(x; \sqrt{n}b_n^{j \cdot E}, \sigma_j^2) W_0(x, \Lambda_2 \mathcal{Z} + \sqrt{n}g_n^{j \cdot E}) dx}{\int_{-\infty}^{\infty} \phi(x; \sqrt{n}b_n^{j \cdot E}, \sigma_j^2) W_0(x, \Lambda_2 \mathcal{Z} + \sqrt{n}g_n^{j \cdot E}) dx}.$$

This pivot is distributed as a $\text{Unif}(0, 1)$ random variable conditional on the event in Proposition 4.

To conclude, Lemma 2 in Supplementary Material B confirms that the expression of this pivot matches the one given by Panigrahi et al. (2024) for the ℓ_1 -penalized least squares regression.

From this, we observe that the pivot introduced in (7) shares the same form as the exact pivot in the least squares regression with normal data, except with SQR estimators replacing the least squares regression estimators. As previously emphasized, our theory remarkably demonstrates that we can draw asymptotically exact inferences from this pivot without imposing strong assumptions on the conditional distribution of the response.

We provide the details in the next section.

4 Asymptotic theory

Consider the object that was defined in (7). Let

$$[\text{LCB}_n^\alpha, \text{UCB}_n^\alpha] = \left\{ b \in \mathbb{R} : \frac{\alpha}{2} \leq \text{Pivot}^{j \cdot E}(\sqrt{n}\widehat{\beta}_n^{j \cdot E}, \sqrt{n}\widehat{\Gamma}_n^{j \cdot E}; b) \leq 1 - \frac{\alpha}{2} \right\}$$

denote the $(1 - \alpha) \cdot 100\%$ two-tailed confidence interval for $b_n^{j \cdot E}$. Our main result in this section shows that the confidence interval $[\text{LCB}_n^\alpha, \text{UCB}_n^\alpha]$ has coverage probability converging to $1 - \alpha$ as the sample size grows to ∞ .

Throughout this section, we consider that the parameters in our problem vary with n as:

$$\sqrt{n} \begin{pmatrix} b_n^{j \cdot E} & (g_n^{j \cdot E})^\top \end{pmatrix}^\top = r_n \beta,$$

for a given vector β and $\{r_n : n \in \mathbb{N}\}$ a fixed sequence of non-negative numbers such that $r_n = o(n^{1/6})$. The rate r_n controls the probability of the selection event defined in Proposition 4. This probability remains bounded away from zero when r_n is bounded by a constant $C > 0$. Asymptotic selective inferential guarantees for events of this type have been studied in previous work by Tibshirani et al. (2018); Rasines and Young (2022). However, the selection probability may converge to zero when r_n grows to ∞ , and may result in rare selection events. As we will see later, our theory allows us to construct asymptotically exact selective inference even for these rare events, provided that r_n grows at a slower rate than $n^{1/6}$. Before we state this result, we specify some regularity conditions for our theory to be valid.

Consider the representation in Proposition 3. Let

$$\sqrt{n} \tilde{\omega}_n = \sqrt{n} \omega_n + \Delta_2. \tag{9}$$

It is evident from the definition that $\sqrt{n} \tilde{\omega}_n \Rightarrow \mathcal{N}(0_p, \Omega)$.

Assumption C. Suppose that there exists n_0 such that distribution for $\sqrt{n} \tilde{\omega}_n$ admits a Lebesgue density q_n for all $n \geq n_0$. For $z = (z_1, z_2)$ where $z_1 \in \mathbb{R}$ and $z_2 \in \mathbb{R}^{p-1}$, define

$$W_{0,n}(z_1, z_2) = \int_{I_1^j}^{I_2^j} q_n(Q^j t + M^j z_1 + N^j z_2 + P^j; 0_p, \Omega) dt,$$

Then, assume that

$$\limsup_n \sup_z \left| \frac{W_{0,n}(z)}{W_0(z)} - 1 \right| = 0.$$

Assumption D. Assume for Δ_1 defined in Corollary 1 that

$$\lim_n \frac{1}{r_n^2} \log \mathbb{P}_{\mathbb{F}_n} \left[\frac{1}{r_n} \|\Delta_1\| > \epsilon \right] = -\infty$$

holds for any $\epsilon > 0$, if $r_n \rightarrow \infty$ as $n \rightarrow \infty$.

Note that the conditions in Assumption C and Assumption D place some mild constraints on the errors in the asymptotic representations provided in Proposition 3 and Corollary 1, respectively. Assumption C controls the behavior of $\sqrt{n}\tilde{\omega}_n$ in (9), ensuring that this sequence of variables exhibits similar behavior as its limiting normal counterpart $\sqrt{n}\omega_n$. Assumption D, on the other hand, is only required when r_n grows to ∞ with increasing sample size, and in this scenario, it imposes a condition on the rate of convergence of the error variable Δ_1 .

Theorem 1. For each $n \in \mathbb{N}$, denote by $\mathcal{F}_n = \{\mathbb{F}_n\}$ a collection of data-generating distributions satisfying Assumptions A, B, C and D. Then, we have

$$\lim_n \sup_{\mathbb{F}_n \in \mathcal{F}_n} \left| \mathbb{P}_{\mathbb{F}_n} \left[b_n^{j \cdot E} \in [\text{LCB}_n^\alpha, \text{UCB}_n^\alpha] \mid \left\{ \hat{D}_{n,\lambda} = d_\lambda, \hat{V}_n^{j \cdot E} = v^{j \cdot E} \right\} \right] - (1 - \alpha) \right| = 0.$$

We make a few comments on the implications of our main result.

1. First, note that the statement regarding the coverage of our confidence intervals is conditional on

$$\left\{ \hat{D}_{n,\lambda} = d_\lambda, \hat{V}_n^{j \cdot E} = v^{j \cdot E} \right\},$$

the event that was stated in Proposition 4. Since this event is a strict subset of $\{\hat{E} = E\}$, the same guarantee applies to the larger event based on the total law of probability.

2. Second, we observe that the guarantees of inference in our theory are strong in that they not only ensure asymptotically-exact inference on an average for a range of selection events, but also for the specific selection event that was observed with the data at hand. The guarantees of the former type, though, do not apply to any individual event or specifically the event observed in the dataset.

3. Third, the asymptotically-exact inference we offer holds uniformly across all distributions in the collection \mathcal{F}_n . This ensures that, for any given value of $\epsilon > 0$, there exists a number $N(\epsilon)$ such that, for all $n \geq N(\epsilon)$, the confidence intervals obtained by inverting

$$\text{Pivot}^{j \cdot E}(\sqrt{n}\widehat{\beta}_n^{j \cdot E}, \sqrt{n}\widehat{\Gamma}_n^{j \cdot E}; b_n^{j \cdot E})$$

will provide coverage of at least $1 - \alpha - \epsilon$ post selection, regardless of the data-generating distribution in \mathcal{F}_n .

The empirical results in the next section support our theory and show that the proposed confidence intervals achieve the desired coverage for the quantile parameters using the check loss function. In the remaining section, we state two key results that establish the validity of our main theorem.

For the proof of our main result, we rely on the asymptotic pivot presented in terms of the standardized variable Υ_n as defined in Proposition 2. Fixing some more notations, we express the weight function $W_0(\cdot)$ used in our pivot directly in terms of Υ_n , and compactly rewrite it as

$$W_0(\Upsilon_n) = \int_{I_1^j}^{I_2^j} \phi(Q^j t + R^j \Upsilon_n + L_n; 0_p, \Omega) dt,$$

where $R^j \in \mathbb{R}^{p \times p}$ and $L_n \in \mathbb{R}^{p \times 1}$ are defined as

$$R^j = M^j \Lambda_1 + N^j \Lambda_2, \quad L_n = P^j + M^j \sqrt{n} b_n^{j \cdot E} + N^j \sqrt{n} g_n^{j \cdot E}.$$

In order to prove Theorem 1, we first provide sufficient conditions for our main result on the asymptotic coverage guarantees with our pivot.

We define $\mathbb{E}_{\mathcal{N}}[g(\mathcal{Z})]$ as the expectation obtained by replacing Υ_n in $\mathbb{E}_{\mathbb{F}_n}[g(\Upsilon_n)]$ with the variable \mathcal{Z} from Proposition 5. Note that \mathcal{N} in the subscript of this expectation highlights that \mathcal{Z} is a normal variable.

Theorem 2. *Let \widetilde{D}_n be an increasing sequence of sets in \mathbb{R}^p such that*

$$\lim_n \sup_{\mathbb{F}_n \in \mathcal{F}_n} \mathbb{P}_{\mathbb{F}_n}[\Upsilon_n \in \widetilde{D}_n^c] = 0.$$

For $\mathcal{H} \in \mathbb{C}^3(\mathbb{R}, \mathbb{R})$ an arbitrary function with bounded derivatives up to the third order, define

$$\begin{aligned} \text{RD}_n^{(1)} &= \frac{\left| \mathbb{E}_{\mathbb{F}_n} [W_0(\Upsilon_n) \mathbb{1}_{\tilde{D}_n}(\Upsilon_n)] - \mathbb{E}_{\mathcal{N}} [W_0(\mathcal{Z}) \mathbb{1}_{\tilde{D}_n}(\mathcal{Z})] \right|}{\mathbb{E}_{\mathcal{N}} [W_0(\mathcal{Z})]} \\ \text{RD}_n^{(2)} &= \frac{\left| \mathbb{E}_{\mathbb{F}_n} [\mathcal{H} \circ \mathcal{P}^{j \cdot E}(\Upsilon_n) \times W_0(\Upsilon_n) \mathbb{1}_{\tilde{D}_n}(\Upsilon_n)] - \mathbb{E}_{\mathcal{N}} [\mathcal{H} \circ \mathcal{P}^{j \cdot E}(\mathcal{Z}) \times W_0(\mathcal{Z}) \mathbb{1}_{\tilde{D}_n}(\mathcal{Z})] \right|}{\mathbb{E}_{\mathcal{N}} [W_0(\mathcal{Z})]} \end{aligned}$$

Suppose that

$$\lim_n \sup_{\mathbb{F}_n \in \mathcal{F}_n} \text{RD}_n^{(1)} = 0, \quad \lim_n \sup_{\mathbb{F}_n \in \mathcal{F}_n} \text{RD}_n^{(2)} = 0.$$

Then, under Assumptions **C** and **D**, the assertion stated in Theorem **1** holds.

In the next step of our proof, we focus on proving the sufficient conditions in Theorem **2** that ensure the validity of our main result.

Theorem 3. Under the conditions stated for Theorem **1**, we have

$$\lim_n \sup_{\mathbb{F}_n \in \mathcal{F}_n} \text{RD}_n^{(1)} = 0, \quad \lim_n \sup_{\mathbb{F}_n \in \mathcal{F}_n} \text{RD}_n^{(2)} = 0.$$

Details for the proof of Theorem **3** are provided in Supplementary Material **C**.

5 Simulation study

In this section, we investigate the quality of selective inference generated by our pivot on simulated data.

We generate datasets with $n = 800$ i.i.d. observations and a set of $p = 200$ potential covariates from the following models.

Model 1: $y_i = \beta_0 + x_i^\top \beta + \varepsilon_i$, where $\beta_0 = 0.2$, $\beta = (c, c, c, c, c, 0 \dots, 0)^\top \in \mathbb{R}^p$, $\varepsilon_i \sim \mathcal{N}(0, 4)$ and $x_i \sim \mathcal{N}(0, \Sigma)$

for an autoregressive design matrix with $\Sigma_{j,k} = 0.5^{|j-k|}$, where ε_i and x_i are independent.

Model 2: $y_i = \beta_0 + x_i^{\dagger \top} \beta + 1.5x_i^{\dagger} \varepsilon_i$, where $\beta_0 = 0.2$, $\beta = (c, c, c, c, c, 0 \dots, 0)^\top \in \mathbb{R}^p$ and $\varepsilon_i \sim \mathcal{N}(0, 4)$. In this

model, $x = (x_i^{\dagger}, x_i^{\dagger \top})^\top \in \mathbb{R}^p$, where the variable $x_i^{\dagger} \in \mathbb{R}$ is drawn from $U(0, 2)$ and the variables

$x_i^{\dagger} \in \mathbb{R}^{p-1}$ are drawn independently from x_i^{\dagger} and from $\mathcal{N}(0, \Sigma)$ for an autoregressive design matrix

with $\Sigma_{j,k} = 0.5^{|j-k|}$.

Model 3: $y_i = \beta_0(u_i) + x_i^\top \beta(u_i)$ for $i = 1, \dots, n$, where $\beta_0(u_i) = 2cu_i$ and $\beta(u_i) = (cu_i, cu_i, c, c, c, 0, \dots, 0)^\top \in \mathbb{R}^p$, $u_i \sim U(0, 1)$. In this model, $x_{i,1}, x_{i,2} \in \mathbb{R}$, the first and second elements of x_i , are drawn from $U(0, 2)$ and $x_i^\dagger \in \mathbb{R}^{p-2}$, the subvector of x_i after removing $x_{i,1}, x_{i,2}$, is drawn from $\mathcal{N}(0, \Sigma)$ for an autoregressive design matrix $\Sigma_{j,k} = 0.5^{|j-k|}$.

We draw selective inference in each of our models after estimating $F_{y|x}^{-1}(\tau)$, which is the τ -th population conditional quantile of y given x . Note that $F_{y|x}^{-1}(\tau) = \beta_0(\tau) + x^\top \beta(\tau)$, where in

$$\begin{aligned} \text{Model 1: } & \beta_0(\tau) = 0.2 + \Phi^{-1}(\tau; 0, 4) \text{ and } \beta(\tau) = (c, c, c, c, c, 0, \dots, 0)^\top, \\ \text{Model 2: } & \beta_0(\tau) = 0.2 \text{ and } \beta(\tau) = (1.5\Phi^{-1}(\tau; 0, 4), c, c, c, c, c, 0, \dots, 0)^\top, \\ \text{Model 3: } & \beta_0(\tau) = 2c\tau \text{ and } \beta(\tau) = (c\tau, c\tau, c, c, c, 0, \dots, 0)^\top. \end{aligned} \tag{10}$$

In our simulation, we set the quantile level at $\tau = 0.7$. We apply the ℓ_1 -penalized SQR problem with tuning parameter $\lambda = f\sqrt{\log p/n}$ where $f = 0.6$. To form the smoothed loss function, we use Gaussian kernels with bandwidths $h = \max\{0.05, \sqrt{\tau(1-\tau)}(\log(p)/n)^{1/4}\}$ and $h' = \{(q + \log n)/n\}^{2/5}$ for $q = |E|$ at the time of selection and inference, respectively. These bandwidths, as shown earlier in the paper, ensure that the difference between the SQR estimator and the quantile estimator based on the check loss function is negligible. Our proposed method is implemented with white noise ω_n drawn from $\mathcal{N}(0_p, \Omega/n)$ with $\Omega = I_{p,p}$.

In our simulation, the signal strength settings are categorized as “Low”, “Medium”, and “High”, depending on the value of c from the set $\{0.1, 0.5, 1\}$. The reported findings are based on 500 independent Monte Carlo datasets for each pair of model and signal setting.

Additional simulations on a high dimensional setting with $p > n$ and a misspecified model are included in Appendix E of the Supplementary Material.

5.1 Coverage rates

We start by assessing the coverage properties of intervals produced by our method, which is labeled as “Proposed” in the plots.

We present comparisons between the proposed method and two common baselines: (1) “Naive”: which

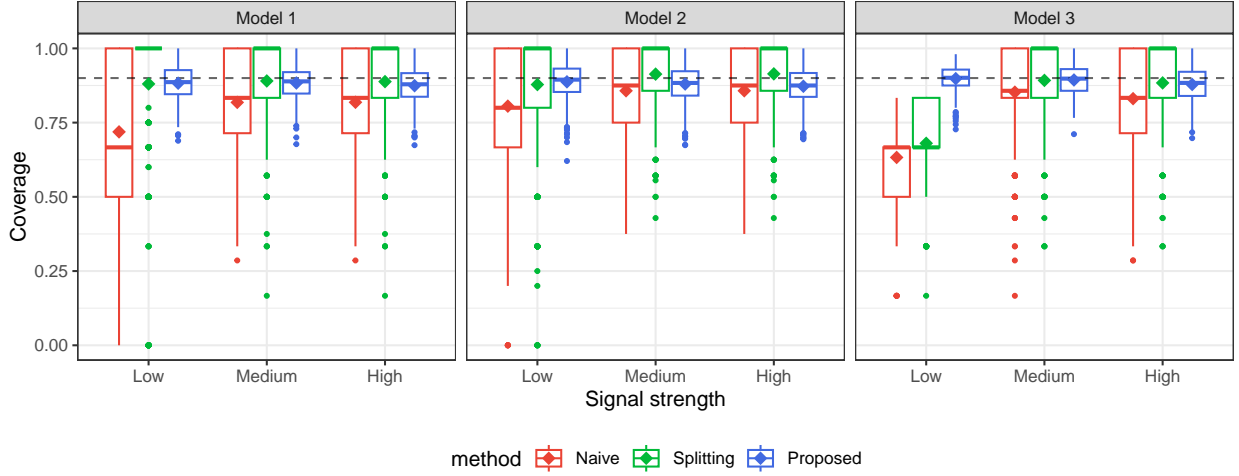


Figure 3: Coverage rates of different methods across different models and signal settings. The gray dashed line represents the prespecified target coverage rate at 0.9, and the diamond marks highlight the averaged coverage rates over all replications. We observed that the “Proposed” method consistently achieves the target coverage rate across all scenarios, whereas “Naive” and “Splitting” underperform.

utilizes all the data for model selection and reuses the same data for inference without accounting for the double usage of data; (2) “Splitting”: which divides the data into two independent parts, using two-thirds of our data for selection and reserving the other third exclusively for inference.

For a prespecified significance level $\alpha = 0.1$ and an interval $[\text{LCB}_n^\alpha, \text{UCB}_n^\alpha]$ produced by each method, we compute the coverage rate for the selected population parameters defined as:

$$\frac{|\{j \in E : b_n^{j,E} \in [\text{LCB}_n^\alpha, \text{UCB}_n^\alpha]\}|}{\max(|E|, 1)}.$$

The coverage rates of different methods in three models and signal settings are depicted in Figure 3. The gray dashed line in the figure represents the prespecified target coverage rate, which is fixed at 0.9, and the dot marks highlight the mean coverage rates over all replications. The error bars represent the standard deviation of coverage rates across the 500 independent experiments.

It is evident that the “Naive” method falls remarkably short of coverage, emphasizing the need to account for the impact of selection while constructing inference for the effects of the selected variables on the conditional quantile function. The “Splitting” method achieves the target coverage rate in all scenarios, except in the “Low” signal setting for Model 3. The poor performance of “Splitting” in this scenario can be

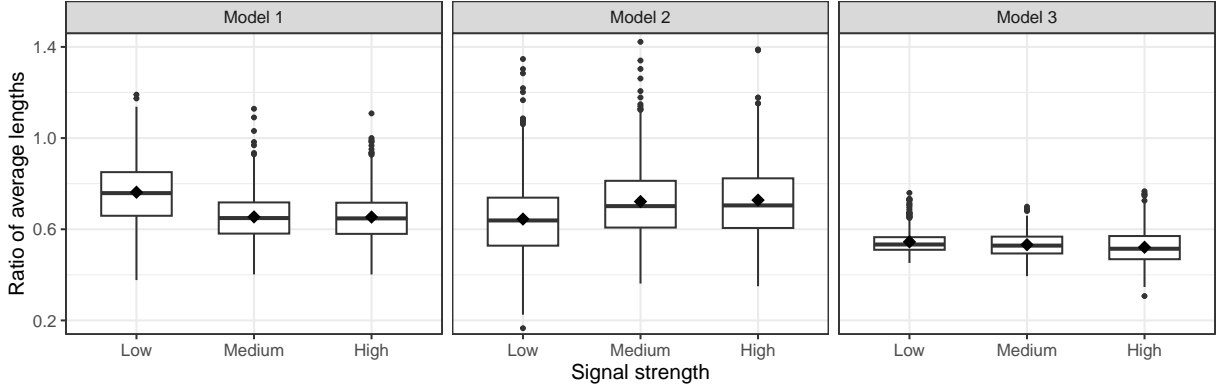


Figure 4: The boxplots present the ratio of average interval lengths for the selected parameters between the “Proposed” method and the “Splitting” method across different models and signal strengths. “Proposed” yields significantly shorter intervals than “Splitting” in all settings.

attributed to the lack of sufficient data needed to attain the asymptotic coverage rate.

Remarkably, the “Proposed” method achieves the desired rate of coverage across all scenarios, including the challenging setting where “Splitting” performs poorly.

Unlike “Splitting”, our approach utilizes the entire dataset for making inference, achieving the asymptotic approximation even with moderately sized datasets. Furthermore, it is apparent that the variability of coverage rates in the proposed intervals is lower than that of “Splitting”, indicating a more stable performance across experiments.

5.2 Inferential power

We will now compare inferential power between “Proposed” and “Splitting”, leaving out the invalid “Naive” from our comparison. Although not the exclusive metric, lengths of intervals are a frequently employed and practical way to gauge inferential power.

Box plots for the ratio of average interval lengths:

$$\text{Ratio} = \frac{\text{Average intervals length of “Proposed”}}{\text{Average intervals length of “Splitting”}}$$

are shown in Figure 4.

This plot shows that the “Proposed” method outperforms “Splitting” by consistently producing shorter

Table 1: Accuracy based on F1 scores before and after applying “Proposed” in the three models and signal settings. The improvement in accuracy of estimating the true signal structure from the inference stage is shown in the third row of the Table.

Signal Strength	Model 1			Model 2			Model 3		
	Low	Medium	High	Low	Medium	High	Low	Medium	High
F1 score before inference	0.14	0.19	0.22	0.14	0.19	0.23	0.22	0.21	0.21
F1 score after inference	0.42	0.63	0.70	0.42	0.59	0.67	0.73	0.70	0.67

intervals in all three signal settings and models. Note that in the challenging setting of “Model 3” and the “Low” signal regime, our intervals not only give valid inference, but they are also almost half the length of the intervals produced by “Splitting”.

5.3 Estimation accuracy

Finally, we evaluate whether the proposed selective inferential method improves the accuracy of estimating the true signal structure in our data. We consider two stages here, the selection stage (before applying “Proposed”) and the inference stage (after applying “Proposed”).

To measure the overall accuracy, we compute the F1 score which is defined as

$$\text{F1 score} = \frac{\text{True Positives}}{\text{True Positives} + \frac{1}{2}(\text{False Positives} + \text{False Negatives})},$$

which can be evaluated for the selection stage before inference is made, or evaluated after inference is made.

Both F1 scores for the proposed method are reported in Table 1.

To be more specific, at the selection stage, True Positives refer to the active variables (with non-zero coefficients in the model) that are correctly selected by the randomized SQR method; False Positives refer to inactive (with zero-coefficients) variables that are incorrectly selected by the same method. Similarly, False Negatives refer to the active variables that are missed by the selection method. After the inference stage, true positives refer to situations where the post-selection confidence intervals of active variables do not include zero, False positives refer to cases when the intervals of inactive variables do not include zero, and False negatives refer to cases when the intervals of inactive variables do include zero.

Consistent with our expectation, the “Proposed” method improves the accuracy of identifying the true

signal structure from the data by conducting inference post selection. As evident from this table, we note a significant improvement in accuracy after conducting inference, which ranges from 30% to as high as 50%. It is crucial to bear in mind that during the estimation process, the selection stage can sometimes mistakenly identify noise variables and include them in the model. However, after the selection stage, the “Proposed” approach enables the analyst to remove these noise variables through inference. This is supported by the results presented in the third row of this table.

6 Analysis of a birth weight dataset

6.1 Risk factors for low birth weight

In this section, we use the proposed method to investigate the association between low birth weight in twins and various risk factors. The dataset we use is derived from the 2022 U.S. birth records collected by the Centers for Disease Control and Prevention (CDC). It consists of 114,763 observations across 79 potential risk factors that include maternal age, order of live-birth, race, marital status, tobacco use, prenatal care, method of delivery, and gestational age, among others. We exclude from this data observations with missing data. Additionally, we removed three variables to avoid multicollinearity in our design matrix and a few more categorical variables that did not have sufficient observations for each of their categories. After applying one hot encoding to our categorical variables, we obtain a total of 33,798 observations of birth weight in twins across a total of 83 factors. The entire list of variables in our data and their description are included in Supplementary Material [F](#).

Note that our method “Proposed” is implemented in the same way as described in Section [5](#). We use a tuning parameter of $\lambda = 0.4\sqrt{\log p/n}$ and draw Gaussian white noise ω_n from $\mathcal{N}(0_p, \frac{1}{2n}I_{p,p})$. For data splitting, we use two-thirds of the samples for model selection and the remaining one-third of the samples for constructing confidence intervals for the effects of the selected variables on the 10% conditional quantile. We focus on $\tau = 0.1$ in our analysis, because studying risk factors for low birth weight is typically more relevant in public health. See, for example, investigations by [Goldenberg and Culhane \(2007\)](#); [Blencowe et al. \(2019\)](#).

First, we apply our method to model the 10% quantile in the birth weight data on the full dataset by

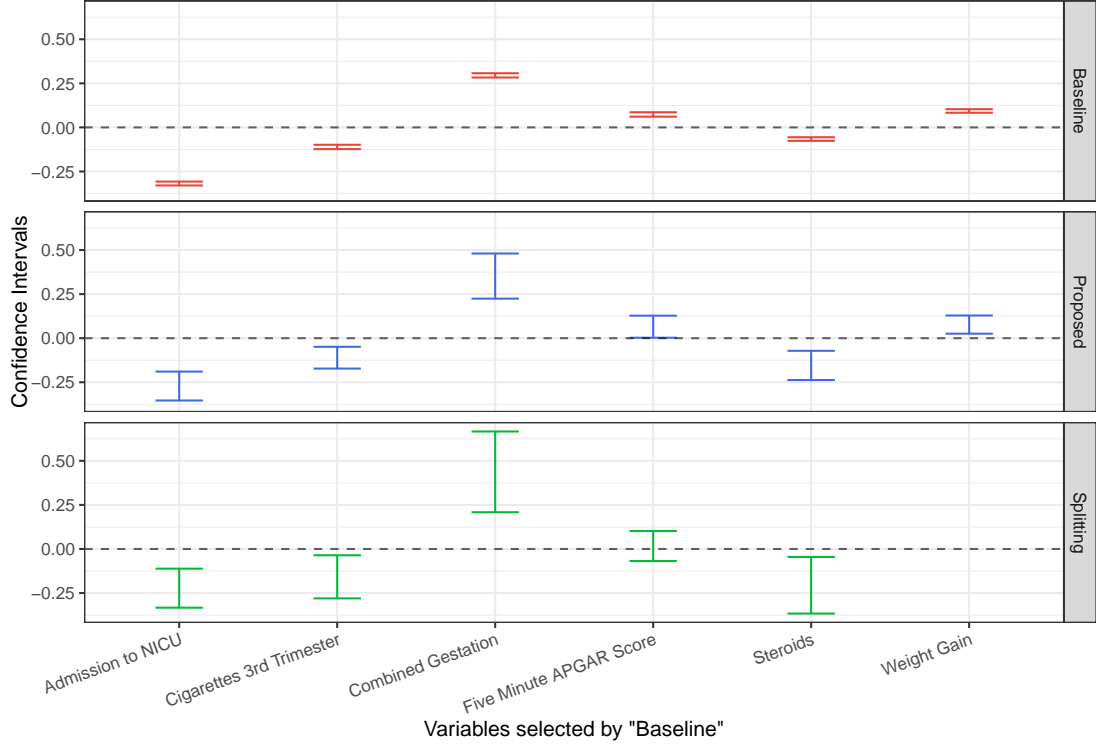


Figure 5: 90% confidence intervals for the variables chosen as significant by the full data analysis. “Splitting” method does not select the “Weight Gain” factor and fails to identify the significance of “Five Minute APGAR Score” based on subsamples. In contrast, “Proposed” identifies the association between these factors and the low birth weight in twins even when a “Baseline” on the full data. The average length of the confidence intervals produced by “Proposed” is 0.156, while “Splitting” results in an average interval length of 0.283.

selecting the pertinent risk factors and then constructing interval estimators for their effects. Given the large sample size, we take the results obtained from the entire dataset as a benchmark for assessing the power of statistical analysis based on a smaller dataset of size 500. We refer to this analysis performed on the full dataset as “Baseline”, which will aid us to evaluate if the conclusions drawn from our method on the much smaller dataset align with those drawn from the larger dataset, and determine how they compare with data splitting on the subsets of the data.

In Figure 5, we show the 90% confidence intervals for the variables selected by “Baseline”. For this same set of variables, we show the results from “Proposed” and “Splitting” when implemented on a randomly drawn subsample of size $n = 500$. Note that we do not show an interval for the variables that were not selected by the method in the first place.

We observe that “Combined Gestation” is positively associated with the low birth weight of twins and

“Admission to NICU”, “Cigarettes 3rd Trimester” and “Steroids” are negatively associated with the low birth weight of twins, as identified by “Proposed” and “Splitting”. These findings align with those from “Baseline”. However, “Splitting” failed to select the “Weight Gain” factor during the model selection step and did not identify the association between “Five Minute APGAR Score” and low birth weight of twins, possibly due to lack of sufficient data. On the other hand, “Proposed”, which uses all samples for both selection and inference, not only identifies both these factors but also yields shorter intervals on average than “Splitting”. Overall, the proposed intervals are nearly 44% shorter than the intervals produced by “Splitting” on the same subsamples.

6.2 Replicating our analysis

In this section, we repeat the above-described analysis on 100 random subsamples of size of 500. We report in Table 2, the fraction of times that a selected variable was reported as significant with the post-selection interval estimators. Note that we considered the association significant if the corresponding interval did not include 0. Additionally, in Figure 6, we display the interval lengths for each selected variable as well as the average interval lengths for all selected variables.

These results support our findings on simulated data, indicating that “Proposed” is far more effective at detecting significance than “Splitting”. The box plots for the lengths of these intervals confirm that “Proposed” consistently produces shorter intervals than “Splitting”, for each selected variable and overall for all of them.

In Supplementary Material F, we apply our approach on a subsample of size 500 to analyze the risk factors associated with the 1% conditional quantile. This analysis was repeated across a 100 random subsamples.

Table 2: The fraction of times the post-selection interval for a variable did not include zero out of the total number of times the same variable was selected. This fraction is in general higher for “Proposed” compared to “Splitting”, and is especially true for the variables “Five Minute APGAR Score” and “Weight Gain”, indicating the higher efficacy of “Proposed” in detecting significance.

Variables	Admission to NICU	Cigarettes 3rd Trimester	Combined Gestation	Five Minute APGAR Score	Steroids	Weight Gain
Proposed	0.979	0.728	0.980	0.456	0.404	0.622
Splitting	0.960	0.660	0.940	0.135	0.462	0.488

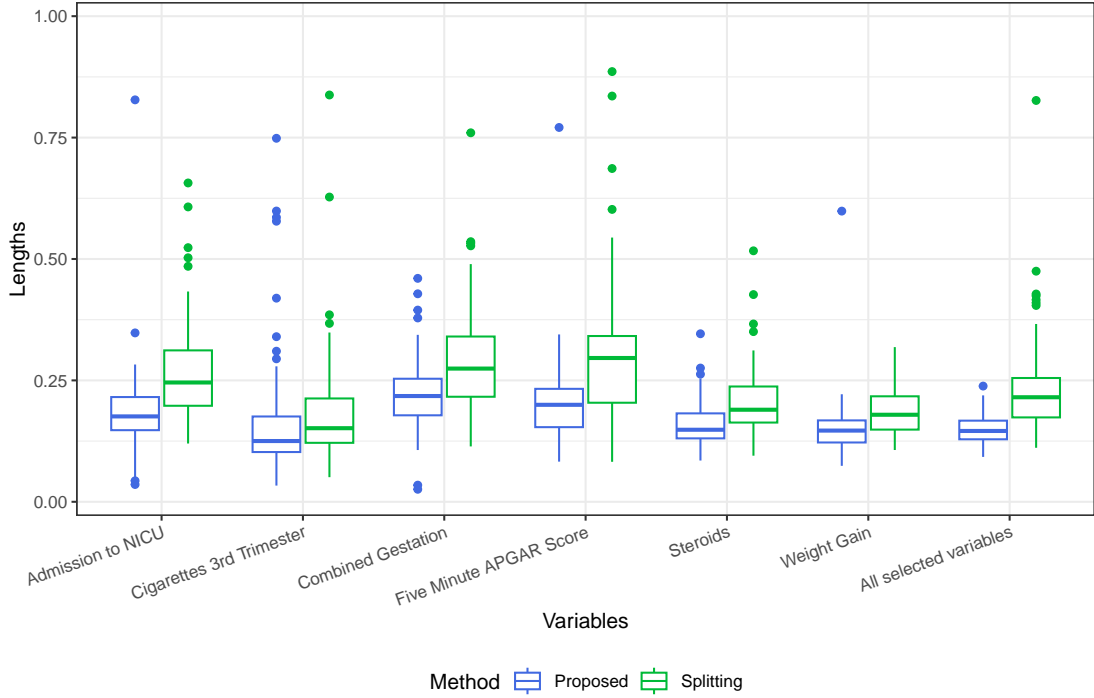


Figure 6: Box plots for the lengths of 90% confidence intervals of each selected variable and the average lengths of all selected variables. “Proposed” results in shorter intervals compared to “Splitting” for each variable and overall on average for all variables.

The interval lengths for the selected variables are displayed in Figure 11. The findings of our experiment remain consistent at a lower quantile level, as the “Proposed” approach produced shorter intervals than “Splitting”.

7 Discussion

In this paper, we have addressed the challenge of conducting selective inference on quantile effects by introducing an asymptotic pivot. Our method, which incorporates estimators from smoothed quantile regression and an external randomization variable, ensures accurate inference and is computationally straightforward.

Our experiments with simulated and real data show that our approach outperforms existing techniques, especially when dealing with small sample sizes or weak signals. For example, modifying the existing polyhedral toolbox for quantile regression results in infinitely long intervals and fails to achieve the desired coverage in low signal-to-noise ratio scenarios. Similarly, the common practice of splitting samples into two indepen-

dent subsets can sometimes lead to undercoverage due to insufficient sample sizes for inference. In contrast, our method allows us to use the full dataset for both selection and inference in these instances, leading to improved statistical accuracy, efficiency, and numerical stability.

For future work, we hope that asymptotic pivots of similar nature can be extended to encompass a wider range of nonparametric or semi-parametric models. Exploring the potential of our asymptotic pivot for honest inference in nonlinear models is a promising direction for further investigation. Additionally, we believe that extensions of our approach to other penalties such as Smoothly Clipped Absolute Deviation (SCAD) and Minimax Concave Penalty (MCP) will yield a versatile toolbox for making selective inference.

Acknowledgements

The Python package `conquer` from <https://github.com/WenxinZhou/conquer> was used by the authors to build their code for selective inference.

Y. Wang is supported by NSF DMS grant 1951980. S. Panigrahi’s research is supported in part by NSF DMS grants 1951980 and 2113342. X. He’s research is supported in part by NSF DMS grants 1951980 and 2345035.

References

- BACHOC, F., PREINERSTORFER, D. and STEINBERGER, L. (2020). Uniformly valid confidence intervals post-model-selection. *The Annals of Statistics* **48** 440–463.
- BEHL, P., CLAESKENS, G. and DETTE, H. (2014). Focussed model selection in quantile regression. *Statistica Sinica* **24** 601–624.
- BELLONI, A., CHERNOZHUKOV, V. and KATO, K. (2019). Valid post-selection inference in high-dimensional approximately sparse quantile regression models. *Journal of the American Statistical Association* **114** 749–758.

- BERK, R., BROWN, L., BUJA, A., ZHANG, K. and ZHAO, L. (2013). Valid post-selection inference. *The Annals of Statistics* **41** 802–837.
- BLENCOWE, H., KRASEVEC, J., DE ONIS, M., BLACK, R. E., AN, X., STEVENS, G. A., BORCHI, E., HAYASHI, C., ESTEVEZ, D., CEGOLON, L. ET AL. (2019). National, regional, and worldwide estimates of low birthweight in 2015, with trends from 2000: a systematic analysis. *The Lancet global health* **7** e849–e860.
- CADE, B. S. and NOON, B. R. (2003). A gentle introduction to quantile regression for ecologists. *Frontiers in Ecology and the Environment* **1** 412–420.
- CANAY, I. A. (2011). A simple approach to quantile regression for panel data. *The Econometrics Journal* **14** 368–386.
- DAI, C., LIN, B., XING, X. and LIU, J. S. (2023). A scale-free approach for false discovery rate control in generalized linear models. *Journal of the American Statistical Association* **118** 1551–1565.
- DHARAMSHI, A., NEUFELD, A., MOTWANI, K., GAO, L. L., WITTEN, D. and BIEN, J. (2024). Generalized data thinning using sufficient statistics. *Journal of the American Statistical Association* **0** 1–13.
- FERNANDES, M., GUERRE, E. and HORTA, E. (2021). Smoothing quantile regressions. *Journal of Business & Economic Statistics* **39** 338–357.
- GALVAO, A. F. and KATO, K. (2016). Smoothed quantile regression for panel data. *Journal of econometrics* **193** 92–112.
- GOLDENBERG, R. L. and CULHANE, J. F. (2007). Low birth weight in the united states. *The American Journal of Clinical Nutrition* **85** 584S–590S.
- GU, Y., FAN, J., KONG, L., MA, S. and ZOU, H. (2018). Admm for high-dimensional sparse penalized quantile regression. *Technometrics* **60** 319–331.
- HE, X., PAN, X., TAN, K. M. and ZHOU, W.-X. (2022). Scalable estimation and inference for censored quantile regression process. *The Annals of Statistics* **50** 2899–2924.

- HE, X., PAN, X., TAN, K. M. and ZHOU, W.-X. (2023). Smoothed quantile regression with large-scale inference. *Journal of Econometrics* **232** 367–388.
- HOROWITZ, J. L. (1998). Bootstrap methods for median regression models. *Econometrica* **66** 1327–1351.
- HUANG, Y., PIRENNE, S., PANIGRAHI, S. and CLAESKENS, G. (2023). Selective inference using randomized group lasso estimators for general models. *arXiv preprint arXiv:2306.13829* .
- KIVARANOVIC, D. and LEEB, H. (2024). A (tight) upper bound for the length of confidence intervals with conditional coverage. *Electronic Journal of Statistics* **18** 1677–1701.
- KOENKER, R. and BASSETT, G. (1978). Regression quantiles. *Econometrica* **46** 33–50.
- LEE, J. D., SUN, D. L., SUN, Y. and TAYLOR, J. E. (2016). Exact post-selection inference, with application to the lasso. *The Annals of Statistics* **44** 907–927.
- LEE, H. and PÖTSCHER, B. M. (2003). The finite-sample distribution of post-model-selection estimators and uniform versus nonuniform approximations. *Econometric Theory* **19** 100–142.
- LEE, H. and PÖTSCHER, B. M. (2005). Model selection and inference: Facts and fiction. *Econometric Theory* **21** 21–59.
- LEINER, J., DUAN, B., WASSERMAN, L. and RAMDAS, A. (2023). Data fission: splitting a single data point. *Journal of the American Statistical Association* **0** 1–12.
- MAN, R., PAN, X., TAN, K. M. and ZHOU, W.-X. (2023). A unified algorithm for penalized convolution smoothed quantile regression. *Journal of Computational and Graphical Statistics* **0** 1–13.
- PANIGRAHI, S. (2023). Carving model-free inference. *The Annals of Statistics* **51** 2318–2341.
- PANIGRAHI, S., FRY, K. and TAYLOR, J. (2024). Exact selective inference with randomization. *Biometrika* asae019.
- PANIGRAHI, S., MACDONALD, P. W. and KESSLER, D. (2023a). Approximate post-selective inference for regression with the group lasso. *Journal of Machine Learning Research* **24** 1–49.

- PANIGRAHI, S., MOHAMMED, S., RAO, A. and BALADANDAYUTHAPANI, V. (2023b). Integrative bayesian models using post-selective inference: A case study in radiogenomics. *Biometrics* **79** 1801–1813.
- PANIGRAHI, S. and TAYLOR, J. (2022). Approximate selective inference via maximum likelihood. *Journal of the American Statistical Association* **0** 1–11.
- PANIGRAHI, S., TAYLOR, J. and WEINSTEIN, A. (2021). Integrative methods for post-selection inference under convex constraints. *The Annals of Statistics* **49** 2803–2824.
- RASINES, D. G. and YOUNG, G. A. (2022). Splitting strategies for post-selection inference. *Biometrika* **110** 597–614.
- SONG, X., LI, G., ZHOU, Z., WANG, X., IONITA-LAZA, I. and WEI, Y. (2017). Qrank: a novel quantile regression tool for eqtl discovery. *Bioinformatics* **33** 2123–2130.
- TAN, K. M., WANG, L. and ZHOU, W.-X. (2021). High-Dimensional Quantile Regression: Convolution Smoothing and Concave Regularization. *Journal of the Royal Statistical Society Series B: Statistical Methodology* **84** 205–233.
- TANG, Y., WANG, Y., WANG, H. J. and PAN, Q. (2022). Conditional marginal test for high dimensional quantile regression. *Statistica Sinica* **32** 869–892.
- TIAN, X. and TAYLOR, J. (2018). Selective inference with a randomized response. *The Annals of Statistics* **46** 679–710.
- TIBSHIRANI, R. J., RINALDO, A., TIBSHIRANI, R. and WASSERMAN, L. (2018). Uniform asymptotic inference and the bootstrap after model selection. *The Annals of Statistics* **46** 1255–1287.
- VERSHYNIN, R. (2018). *High-dimensional probability: An introduction with applications in data science*, vol. 47. Cambridge university press.
- WANG, H. J., MCKEAGUE, I. W. and QIAN, M. (2018). Testing for marginal linear effects in quantile regression. *Journal of the Royal Statistical Society Series B: Statistical Methodology* **80** 433–452.

- WEI, Y., IGNATIUS, A., KOENKER, R. and HE, X. (2006). Quantile regression methods for reference growth charts. *Statistics in medicine* **25** 1369–1382.
- YAN, Y., WANG, X. and ZHANG, R. (2023). Confidence intervals and hypothesis testing for high-dimensional quantile regression: Convolution smoothing and debiasing. *Journal of Machine Learning Research* **24** 1–49.
- ZHANG, D., KHALILI, A. and ASGHARIAN, M. (2022). Post-model-selection inference in linear regression models: An integrated review. *Statistics Surveys* **16** 86–136.
- ZRNIC, T. and JORDAN, M. I. (2023). Post-selection inference via algorithmic stability. *The Annals of Statistics* **51** 1666–1691.

Appendix A: Asymptotic representation of SQR estimators in Section 3.2

Denote the bandwidth parameters h and h' as the bandwidths used for selection and inference, respectively. Recall the definition of the pseudo-parameter \bar{b}_n^E in (4). Firstly, define the matrices

$$\begin{aligned} J &= \mathbb{E}_{\mathbb{F}_n} \left[X^\top \nabla^2 \hat{Q}_{n;h'}(X_E \bar{b}_n^E; Y) X \right] = \begin{bmatrix} J_{E,E} & J_{E,E'} \\ J_{E',E} & J_{E',E'} \end{bmatrix} \in \mathbb{R}^{p \times p} \\ \tilde{J} &= \mathbb{E}_{\mathbb{F}_n} \left[X^\top \nabla^2 \hat{Q}_{n;h}(X_E \bar{b}_n^E; Y) X \right] = \begin{bmatrix} \tilde{J}_{E,E} & \tilde{J}_{E,E'} \\ \tilde{J}_{E',E} & \tilde{J}_{E',E'} \end{bmatrix} \in \mathbb{R}^{p \times p} \\ H &= \text{Cov}_{\mathbb{F}_n} \left(\sqrt{n} X^\top \nabla \hat{Q}_{n;h'}(X_E \bar{b}_n^E; Y), \sqrt{n} X^\top \nabla \hat{Q}_{n;h'}(X_E \bar{b}_n^E; Y) \right) = \begin{bmatrix} H_{E,E} & H_{E,E'} \\ H_{E',E} & H_{E',E'} \end{bmatrix} \in \mathbb{R}^{p \times p} \\ \tilde{H} &= \text{Cov}_{\mathbb{F}_n} \left(\sqrt{n} X^\top \nabla \hat{Q}_{n;h}(X_E \bar{b}_n^E; Y), \sqrt{n} X^\top \nabla \hat{Q}_{n;h}(X_E \bar{b}_n^E; Y) \right) = \begin{bmatrix} \tilde{H}_{E,E} & \tilde{H}_{E,E'} \\ \tilde{H}_{E',E} & \tilde{H}_{E',E'} \end{bmatrix} \in \mathbb{R}^{p \times p} \\ K &= \text{Cov}_{\mathbb{F}_n} \left(\sqrt{n} X^\top \nabla \hat{Q}_{n;h}(X_E \bar{b}_n^E; Y), \sqrt{n} X^\top \nabla \hat{Q}_{n;h'}(X_E \bar{b}_n^E; Y) \right) = \begin{bmatrix} K_{E,E} & K_{E,E'} \\ K_{E',E} & K_{E',E'} \end{bmatrix} \in \mathbb{R}^{p \times p}. \end{aligned}$$

Then, define the statistic

$$\hat{\Gamma}_n^{j \cdot E} = \begin{pmatrix} \mathbb{S}_{[E] \setminus j} \left(\hat{\beta}_n^E - \frac{1}{\sigma_j^2} \Sigma_{E,j} \hat{\beta}_n^{j \cdot E} \right) \\ X^\top \nabla \hat{Q}_{n;h}(X_E \hat{\beta}_n^E; Y) + (K_{\cdot,E} H_{E,E}^{-1} J_{E,E} - \tilde{J}_{\cdot,E}) \hat{\beta}_n^E \end{pmatrix} \in \mathbb{R}^{p+q-1},$$

and the nuisance parameters

$$g_n^{j \cdot E} = \begin{pmatrix} \mathbb{S}_{[E] \setminus j} \left(\bar{b}_n^E - \frac{1}{\sigma_j^2} \Sigma_{E,j} \bar{b}_n^{j \cdot E} \right) \\ \mathbb{E} \left[X^\top \nabla \hat{Q}_{n;h}(X_E \bar{b}_n^E; Y) \right] + (K_{\cdot,E} H_{E,E}^{-1} J_{E,E} - \tilde{J}_{\cdot,E}) \bar{b}_n^E \end{pmatrix} \in \mathbb{R}^{p+q-1}.$$

Next, define

$$\begin{aligned} M'^j &= -\frac{1}{\sigma_j^2} K_{\cdot,E} J_{E,E}^{-1} \mathbb{S}_j^\top \in \mathbb{R}^{p \times 1}, \quad N'^j = \begin{bmatrix} -K_{\cdot,E} H_{E,E}^{-1} J_{E,E} \mathbb{S}_{[E] \setminus j}^\top & I_{p,p} \end{bmatrix} \in \mathbb{R}^{p \times (p+q-1)}, \\ T' &= \tilde{J}_{\cdot,E} \text{Diag}(s_\lambda) \in \mathbb{R}^{p \times q}. \end{aligned}$$

In this section, we present the general versions of the results from Section 3.2 where h and h' take different values. The results in Section 3.2 correspond to the special case where $h = h'$, where $\tilde{J} = J$, $H = \tilde{H} = K$, and $\hat{\Gamma}_n^{j \cdot E}$ equivalent to $\hat{\Gamma}_n^{j \cdot E}$, ignoring the zero entries.

A.1 General statement for Proposition 2

Proposition 7. *Let E be a fixed subset of $[p]$. Define*

$$\Lambda'_1 = \begin{bmatrix} -\mathbb{S}_j J_{E,E}^{-1} & 0_p^\top \end{bmatrix} \begin{bmatrix} H_{E,E} & K_{E,\cdot} \\ K_{\cdot,K} & \tilde{H}_{E,E} \end{bmatrix}^{1/2} \in \mathbb{R}^{1 \times (p+q)},$$

$$\Lambda'_2 = \begin{bmatrix} \Lambda'_{2,1} \\ \Lambda'_{2,2} \end{bmatrix} = \begin{bmatrix} \mathbb{S}_{[E] \setminus j} \left(\frac{1}{\sigma_j^2} \Sigma_{E,j} \mathbb{S}_j J_{E,E}^{-1} - J_{E,E}^{-1} \right) & 0_{q-1,p} \\ -K_{\cdot,E} H_{E,E}^{-1} & I_{p,p} \end{bmatrix} \begin{bmatrix} H_{E,E} & K_{E,\cdot} \\ K_{\cdot,K} & \tilde{H}_{E,E} \end{bmatrix}^{1/2} \in \mathbb{R}^{(p+q-1) \times (p+q)}.$$

For $j \in E$, it holds that

$$\sqrt{n} \begin{pmatrix} \hat{\beta}_n^{j \cdot E} - \bar{b}_n^{j \cdot E} \\ \hat{\Gamma}_n^{j \cdot E} - g_n^{j \cdot E} \end{pmatrix} = \begin{pmatrix} \Lambda'_1 \\ \Lambda'_2 \end{pmatrix} \Upsilon'_n + \bar{\Delta}'_1,$$

where

$$\Upsilon'_n = \sqrt{n} \begin{bmatrix} H_{E,E} & K_{E,\cdot} \\ K_{\cdot,K} & \tilde{H}_{E,E} \end{bmatrix}^{-1/2} \left(\begin{pmatrix} X_E^\top \nabla \hat{Q}_{n,h'}(X_E \bar{b}_n^E; Y) \\ X^\top \nabla \hat{Q}_{n,h}(X_E \bar{b}_n^E; Y) \end{pmatrix} - \begin{pmatrix} 0_q \\ \mathbb{E}_{\mathbb{F}_n}[X^\top \nabla \hat{Q}_{n,h}(X_E \bar{b}_n^E; Y)] \end{pmatrix} \right),$$

$$\bar{\Delta}'_1 = o_p(1).$$

Proof. Define

$$A_1 = \mathbb{S}_{[E] \setminus j} \left(\hat{\beta}_n^E - \frac{1}{\sigma_j^2} \Sigma_{E,j} \hat{\beta}_n^{j \cdot E} \right) \in \mathbb{R}^{q-1},$$

$$A_2 = X^\top \nabla \hat{Q}_{n,h}(X_E \hat{\beta}_n^E; Y) + (K_{\cdot,E} H_{E,E}^{-1} J_{E,E} - \tilde{J}_{\cdot,E}) \hat{\beta}_n^E \in \mathbb{R}^p.$$

Applying the Taylor expansion to

$$\sqrt{n} X_E^\top \nabla \hat{Q}_{n,h'}(X_E \hat{\beta}_n^E; Y)$$

at \bar{b}_n^E , we have

$$\begin{aligned} & \sqrt{n} X_E^\top \nabla \hat{Q}_{n,h'}(X_E \hat{\beta}_n^E; Y) \\ &= \sqrt{n} X_E^\top \nabla \hat{Q}_{n,h'}(X_E \bar{b}_n^E; Y) + X_E^\top \nabla^2 \hat{Q}_{n,h'}(X_E \bar{b}_n^E; Y) X_E \sqrt{n} (\hat{\beta}_n^E - \bar{b}_n^E) + o_p(1) \\ &= \sqrt{n} X_E^\top \nabla \hat{Q}_{n,h'}(X_E \bar{b}_n^E; Y) + J_{E,E} \sqrt{n} (\hat{\beta}_n^E - \bar{b}_n^E) + o_p(1). \end{aligned}$$

Observe that

$$X_E^\top \nabla \hat{Q}_{n,h'}(X_E \hat{\beta}_n^E; Y) = 0.$$

Therefore, the Taylor expansion lead us to note that

$$\sqrt{n} \hat{\beta}_n^E = \sqrt{n} \bar{b}_n^E - J_{E,E}^{-1} \sqrt{n} X_E^\top \nabla \hat{Q}_{n,h'}(X_E \bar{b}_n^E; Y) + o_p(1). \quad (11)$$

Based on the previous display, we can write

$$\begin{aligned}
\sqrt{n}\widehat{\beta}_n^{j \cdot E} &= \mathbb{S}_j \sqrt{n}\widehat{\beta}_n^E \\
&= \sqrt{n}\bar{b}_n^{j \cdot E} - \mathbb{S}_j J_{E,E}^{-1} \sqrt{n} X_E^\top \nabla \widehat{Q}_{n,h'}(X_E \bar{b}_n^E; Y) + o_p(1) \\
&= \sqrt{n}\bar{b}_n^{j \cdot E} + \Lambda'_1 \sqrt{n} \Upsilon_n + o_p(1),
\end{aligned} \tag{12}$$

and

$$\begin{aligned}
\sqrt{n}A_1 &= \mathbb{S}_{[E] \setminus j} \sqrt{n} \left(\bar{b}_n^E - \frac{1}{\sigma_j^2} \Sigma_{E,j} \bar{b}_n^{j \cdot E} \right) \\
&\quad + \mathbb{S}_{[E] \setminus j} \left(\frac{1}{\sigma_j^2} \Sigma_{E,j} \mathbb{S}_j J_{E,E}^{-1} - J_{E,E}^{-1} \right) \sqrt{n} X_E^\top \nabla \widehat{Q}_{n,h'}(X_E \bar{b}_n^E; Y) + o_p(1) \\
&= \sqrt{n} \mathbb{S}_{[E] \setminus j} \left(\bar{b}_n^E - \frac{1}{\sigma_j^2} \Sigma_{E,j} \bar{b}_n^{j \cdot E} \right) + \Lambda'_{2,1} \sqrt{n} \Upsilon_n + o_p(1).
\end{aligned} \tag{13}$$

Similarly, the Taylor expansion lead us to:

$$\sqrt{n} X^\top \nabla \widehat{Q}_{n,h}(X_E \widehat{\beta}_n^E; Y) = \sqrt{n} X^\top \nabla \widehat{Q}_{n,h}(X_E \bar{b}_n^E; Y) + \widetilde{J}_{\cdot,E} \sqrt{n} (\widehat{\beta}_n^E - \bar{b}_n^E) + o_p(1).$$

Adding $(K_{\cdot,E} H_{E,E}^{-1} J_{E,E} - \widetilde{J}_{\cdot,E}) \sqrt{n} \widehat{\beta}_n^E$ to both sides of the equation and using (11), we obtain

$$\begin{aligned}
\sqrt{n}A_2 &= \sqrt{n} X^\top \nabla \widehat{Q}_{n,h}(X_E \bar{b}_n^E; Y) + K_{\cdot,E} H_{E,E}^{-1} J_{E,E} \sqrt{n} \widehat{\beta}_n^E - \widetilde{J}_{\cdot,E} \sqrt{n} \bar{b}_n^E + o_p(1) \\
&= \sqrt{n} \mathbb{E}_{\mathbb{F}_n} \left[X^\top \nabla \widehat{Q}_{n,h}(X_E \bar{b}_n^E; Y) \right] + (K_{\cdot,E} H_{E,E}^{-1} J_{E,E} - \widetilde{J}_{\cdot,E}) \sqrt{n} \bar{b}_n^E \\
&\quad - K_{\cdot,E} H_{E,E}^{-1} \sqrt{n} X_E^\top \nabla \widehat{Q}_{n,h'}(X_E \bar{b}_n^E; Y) + \sqrt{n} \left(X^\top \nabla \widehat{Q}_{n,h}(X_E \bar{b}_n^E; Y) - \mathbb{E}_{\mathbb{F}_n} \left[X^\top \nabla \widehat{Q}_{n,h}(X_E \bar{b}_n^E; Y) \right] \right) \\
&\quad + o_p(1) \\
&= \sqrt{n} \mathbb{E}_{\mathbb{F}_n} \left[X^\top \nabla \widehat{Q}_{n,h}(X_E \bar{b}_n^E; Y) \right] + (K_{\cdot,E} H_{E,E}^{-1} J_{E,E} - \widetilde{J}_{\cdot,E}) \sqrt{n} \bar{b}_n^E + \Lambda'_{2,2} \sqrt{n} \Upsilon_n + o_p(1).
\end{aligned} \tag{14}$$

By combining the equations in (12), (13) and (14), we obtain the asymptotic linear representation for our estimators in the Proposition. \square

A.2 General statement for Corollary 1

Corollary 3. *Suppose that the conditions in Assumptions A and B are met. Then, we have*

$$\sqrt{n} \begin{pmatrix} \widehat{\beta}_n^{j \cdot E} - b_n^{j \cdot E} \\ \widehat{\Gamma}_n^{j \cdot E} - g_n^{j \cdot E} \end{pmatrix} = \begin{pmatrix} \Lambda'_1 \\ \Lambda'_2 \end{pmatrix} \Upsilon'_n + \Delta'_1,$$

where $\Delta'_1 = o_p(1)$.

Proof. The result follows directly from the application of Proposition 1 and Proposition 7. \square

A.3 General statement for Corollary 2

Corollary 4. *For a fixed set E , we have*

$$\sqrt{n} \begin{pmatrix} \hat{\beta}_n^{j \cdot E} - b_n^{j \cdot E} \\ \hat{\Gamma}_n^{j \cdot E} - g_n^{j \cdot E} \end{pmatrix} \Rightarrow \mathcal{N} \left(0_{p+q}, \begin{bmatrix} \sigma_j^2 & 0_{1,p+q-1} \\ 0_{p+q-1,1} & \Lambda'_2 \Lambda_2'^\top \end{bmatrix} \right).$$

Proof. The asymptotic distribution is obtained immediately by noting that

$$\begin{bmatrix} \Lambda'_1 \\ \Lambda'_2 \end{bmatrix} \begin{bmatrix} \Lambda_1^\top & \Lambda_2^\top \end{bmatrix} = \begin{bmatrix} \sigma_j^2 & 0_{1,p+q-1} \\ 0_{p+q-1,1} & \Lambda'_2 \Lambda_2'^\top \end{bmatrix}.$$

□

A.4 General statement for Proposition 3

Proposition 8. *We have that*

$$T' \sqrt{n} |\hat{B}_{n,\lambda}| + \sqrt{n} \hat{D}_{n,\lambda} = \sqrt{n} \omega_n - M'^j \sqrt{n} \hat{\beta}_n^{j \cdot E} - N'^j \sqrt{n} \hat{\Gamma}_n^{j \cdot E} + \Delta'_2,$$

where $\Delta'_2 = o_p(1)$.

Proof. Define

$$\begin{aligned} A_1 &= \mathbb{S}_{[E] \setminus j} \left(\hat{\beta}_n^E - \frac{1}{\sigma_j^2} \Sigma_{E,j} \hat{\beta}_n^{j \cdot E} \right) \in \mathbb{R}^{q-1}, \\ A_2 &= X^\top \nabla \hat{Q}_{n,h}(X_E \hat{\beta}_n^E; Y) + (K_{\cdot,E} H_{E,E}^{-1} J_{E,E} - \tilde{J}_{\cdot,E}) \hat{\beta}_n^E \in \mathbb{R}^p. \end{aligned}$$

Applying a Taylor expansion of the gradient of the SQR loss around $\hat{\beta}_n^E$, we write

$$\begin{aligned} \sqrt{n} X^\top \nabla \hat{Q}_{n,h}(X \hat{B}_{n,\lambda}; Y) &= \sqrt{n} X^\top \nabla \hat{Q}_{n,h}(X_E \hat{\beta}_n^E; Y) + X^\top \nabla^2 \hat{Q}_{n,h}(X_E \hat{\beta}_n^E; Y) X_E \sqrt{n} (\hat{B}_{n,\lambda} - \hat{\beta}_n^E) \\ &\quad + o_p(1) \\ &= \sqrt{n} X^\top \nabla \hat{Q}_{n,h}(X_E \hat{\beta}_n^E; Y) + \tilde{J}_{\cdot,E} \sqrt{n} (\hat{B}_{n,\lambda} - \hat{\beta}_n^E) + o_p(1) \\ &= \sqrt{n} X^\top \nabla \hat{Q}_{n,h}(X_E \hat{\beta}_n^E; Y) + (K_{\cdot,E} H_{E,E}^{-1} J_{E,E} - \tilde{J}_{\cdot,E}) \sqrt{n} \hat{\beta}_n^E \\ &\quad + \tilde{J}_{\cdot,E} \sqrt{n} \hat{B}_{n,\lambda} - K_{\cdot,E} H_{E,E}^{-1} J_{E,E} \sqrt{n} \hat{\beta}_n^E + o_p(1). \end{aligned} \tag{15}$$

Note that the second term on the right-hand side can be expressed as

$$\begin{aligned} K_{\cdot,E} H_{E,E}^{-1} J_{E,E} \sqrt{n} \hat{\beta}_n^E &= K_{\cdot,E} H_{E,E}^{-1} J_{E,E} \left(\sqrt{n} \hat{\beta}_n^E - \frac{1}{\sigma_j^2} \Sigma_{E,j} \sqrt{n} \hat{\beta}_n^{j \cdot E} + \frac{1}{\sigma_j^2} \Sigma_{E,j} \sqrt{n} \hat{\beta}_n^{j \cdot E} \right) \\ &= K_{\cdot,E} H_{E,E}^{-1} J_{E,E} \mathbb{S}_{[E] \setminus j}^\top \mathbb{S}_{[E] \setminus j} \left(\sqrt{n} \hat{\beta}_n^E - \frac{1}{\sigma_j^2} \Sigma_{E,j} \sqrt{n} \hat{\beta}_n^{j \cdot E} \right) \\ &\quad + K_{\cdot,E} H_{E,E}^{-1} J_{E,E} \frac{1}{\sigma_j^2} \Sigma_{E,j} \sqrt{n} \hat{\beta}_n^{j \cdot E} \\ &= K_{\cdot,E} H_{E,E}^{-1} J_{E,E} \mathbb{S}_{[E] \setminus j}^\top \sqrt{n} A_1 + \frac{1}{\sigma_j^2} K_{\cdot,E} J_{E,E}^{-1} \mathbb{S}_j^\top \sqrt{n} \hat{\beta}_n^{j \cdot E}. \end{aligned}$$

Plugging the above-stated representation into (15), we obtain

$$\begin{aligned}
& \sqrt{n}X^\top \nabla \hat{Q}_{n;h}(X\hat{B}_{n,\lambda}; Y) \\
&= -\frac{1}{\sigma_j^2} K_{\cdot,E} J_{E,E}^{-1} \mathbb{S}_j^\top \sqrt{n} \hat{\beta}_n^{j \cdot E} + \begin{bmatrix} -K_{\cdot,E} H_{E,E}^{-1} J_{E,E} \mathbb{S}_{[E] \setminus j}^\top & I_{p,p} \end{bmatrix} \sqrt{n} \begin{pmatrix} A_1 \\ A_2 \end{pmatrix} + \tilde{J}_{\cdot,E} \sqrt{n} \hat{B}_{n,\lambda} + o_p(1) \\
&= M'^j \sqrt{n} \hat{\beta}_n^{j \cdot E} + N'^j \sqrt{n} |\hat{\Gamma}_n^{j \cdot E}| + T' \sqrt{n} \hat{B}_{n,\lambda} + o_p(1).
\end{aligned}$$

Based on the Karush-Kuhn-Tucker (KKT) conditions of stationary that

$$\sqrt{n}X^\top \nabla \hat{Q}_{n;h}(X\hat{B}_{n,\lambda}; Y) + \sqrt{n} \hat{D}_{n,\lambda} - \sqrt{n} \omega_n = 0_p,$$

we conclude that

$$T' \sqrt{n} |\hat{B}_{n,\lambda}| + \sqrt{n} \hat{D}_{n,\lambda} = \sqrt{n} \omega_n - M'^j \sqrt{n} \hat{\beta}_n^{j \cdot E} - N'^j \sqrt{n} \hat{\Gamma}_n^{j \cdot E} + \Delta'_2.$$

□

Appendix B: Proofs for results in Section 3

B.1 Supporting results

Lemma 1. For a fixed set E and a fixed set of signs s_λ , the joint density of the variables $\sqrt{n} \hat{\beta}_n^{j \cdot E}$, $\sqrt{n} \hat{\Gamma}_n^{j \cdot E}$, $\sqrt{n} \hat{B}_{n,\lambda}$ and $\hat{Z}_{n,\lambda}$ is equal to:

$$\begin{aligned}
& \phi \left(\sqrt{n} \hat{\beta}_n^{j \cdot E}; \sqrt{n} b_n^{j \cdot E}, \sigma_j^2 \right) \phi \left(\sqrt{n} \hat{\Gamma}_n^{j \cdot E}; \sqrt{n} g_n^{j \cdot E}, \Lambda_2 \Lambda_2^\top \right) \\
& \times \phi \left(T \sqrt{n} |\hat{B}_{n,\lambda}| + \hat{D}_{n,\lambda} + M^j \sqrt{n} \hat{\beta}_n^{j \cdot E} + N^j \sqrt{n} \hat{\Gamma}_n^{j \cdot E}; 0_p, \Omega \right) \times |\mathcal{J}|,
\end{aligned}$$

where

$$\mathcal{J} = \begin{pmatrix} \mathbb{S}_E T & 0_{q,q'} \\ \mathbb{S}_{E'} T & \lambda I_{q',q'} \end{pmatrix}.$$

Proof. Because $\Delta_2 = 0$, note that

$$\Pi \begin{pmatrix} \sqrt{n} |\hat{B}_{n,\lambda}| \\ \hat{Z}_{n,\lambda} \end{pmatrix} = \sqrt{n} \omega_n - M^j \sqrt{n} \hat{\beta}_n^{j \cdot E} - N^j \sqrt{n} \hat{\Gamma}_n^{j \cdot E} - \lambda \begin{pmatrix} s_\lambda \\ 0_{q'} \end{pmatrix},$$

where

$$\Pi = \begin{bmatrix} \mathbb{S}_E T & 0_{q,q'} \\ \mathbb{S}_{E'} T & \lambda I_{q',q'} \end{bmatrix} \in \mathbb{R}^{p \times p}.$$

For $(x_1, x_2, x_3, x_4) \in \mathbb{R} \times \mathbb{R}^{p-1} \times \mathbb{R}^q \times \mathbb{R}^{q'}$, define

$$g(x_1, x_2, x_3, x_4) = \begin{pmatrix} x_1 \\ x_2 \\ \mathbb{S}_E T x_3 + \mathbb{S}_E M^j x_1 + \mathbb{S}_E N^j x_2 + \lambda s_\lambda \\ \mathbb{S}_{E'} T x_3 + \lambda x_4 + \mathbb{S}_{E'} x_1 + \mathbb{S}_{E'} x_2 \end{pmatrix}, \quad (16)$$

and observe that

$$g \left(\begin{pmatrix} \sqrt{n} \hat{\beta}_n^{j \cdot E} \\ \sqrt{n} \hat{\Gamma}_n^{j \cdot E} \\ \sqrt{n} |\hat{B}_{n, \lambda}| \\ \hat{Z}_{n, \lambda} \end{pmatrix} \right) = \begin{pmatrix} \sqrt{n} \hat{\beta}_n^{j \cdot E} \\ \sqrt{n} \hat{\Gamma}_n^{j \cdot E} \\ \sqrt{n} \omega_n \end{pmatrix}.$$

for a fixed set E and a fixed set of signs s_λ . Suppose that $p_n(\cdot)$ is the joint density of the variables

$$\left(\sqrt{n} \hat{\beta}_n^{j \cdot E}, \sqrt{n} \hat{\Gamma}_n^{j \cdot E}, \sqrt{n} \omega_n \right) \in \mathbb{R} \times \mathbb{R}^{p-1} \times \mathbb{R}^p.$$

By applying the change of variables

$$\begin{pmatrix} \sqrt{n} \hat{\beta}_n^{j \cdot E} \\ \sqrt{n} \hat{\Gamma}_n^{j \cdot E} \\ \sqrt{n} \omega_n \end{pmatrix} \xrightarrow{(g)^{-1}} \begin{pmatrix} \sqrt{n} \hat{\beta}_n^{j \cdot E} \\ \sqrt{n} \hat{\Gamma}_n^{j \cdot E} \\ \sqrt{n} |\hat{B}_{n, \lambda}| \\ \hat{Z}_{n, \lambda} \end{pmatrix},$$

we obtain the density for the variables on the right-hand side. It follows that this density is equal to

$$|\mathcal{J}_g| p_n \left(g \left(\sqrt{n} \hat{\beta}_n^{j \cdot E}, \sqrt{n} \hat{\Gamma}_n^{j \cdot E}, \sqrt{n} |\hat{B}_{n, \lambda}|, \hat{Z}_{n, \lambda} \right) \right), \quad (17)$$

where \mathcal{J}_g is the Jacobian matrix of the map g , which is equal to

$$\begin{pmatrix} 1 & 0_{1, p-1} & 0_{1, q} & 0_{1, q'} \\ 0_{p-1, 1} & I_{p-1, p-1} & 0_{p-1, q} & 0_{p-1, q'} \\ \mathbb{S}_E M^j & \mathbb{S}_E N^j & \mathbb{S}_E T & 0_{q, q'} \\ \mathbb{S}_{E'} & \mathbb{S}_{E'} & \mathbb{S}_{E'} T & \lambda I_{q', q'} \end{pmatrix}.$$

Due to the lower triangular structure of this matrix, note that $|\mathcal{J}_g| = |\mathcal{J}|$ for \mathcal{J} defined in the Lemma.

Since $\sqrt{n} \mathcal{Z}_n \stackrel{d}{=} \mathcal{N}(0_p, I_{p, p})$ and $\sqrt{n} \omega_n$ is independent of both estimators $\hat{\beta}_n^{j \cdot E}$ and $\hat{\Gamma}_n^{j \cdot E}$, we have that

$$\begin{aligned} p_n \left(\sqrt{n} \hat{\beta}_n^{j \cdot E}, \sqrt{n} \hat{\Gamma}_n^{j \cdot E}, \sqrt{n} \omega_n \right) &= \phi \left(\sqrt{n} \hat{\beta}_n^{j \cdot E}; \sqrt{n} b_n^{j \cdot E}, \sigma_j^2 \right) \phi \left(\sqrt{n} \hat{\Gamma}_n^{j \cdot E}; \sqrt{n} g_n^{j \cdot E}, \Lambda_2 \Lambda_2^\top \right) \\ &\quad \times \phi \left(\sqrt{n} \omega_n; 0_p, \Omega \right). \end{aligned}$$

Using the definition of g in (16), the joint density in (17) simplifies as

$$\begin{aligned}
& \phi\left(\sqrt{n}\widehat{\beta}_n^{j \cdot E}; \sqrt{n}b_n^{j \cdot E}, \sigma_j^2\right) \phi\left(\sqrt{n}\widehat{\Gamma}_n^{j \cdot E}; \sqrt{n}g_n^{j \cdot E}, \Lambda_2 \Lambda_2^\top\right) \\
& \quad \times \phi\left(\Pi\left(\begin{matrix} \sqrt{n}\widehat{B}_{n,\lambda} \\ \widehat{Z}_{n,\lambda} \end{matrix}\right) + \begin{pmatrix} \lambda s_\lambda \\ 0_{q'} \end{pmatrix} + M^j \sqrt{n}\widehat{\beta}_n^{j \cdot E} + N^j \sqrt{n}\widehat{\Gamma}_n^{j \cdot E}; 0_p, \Omega\right) \times |\mathcal{J}| \\
& = \phi\left(\sqrt{n}\widehat{\beta}_n^{j \cdot E}; \sqrt{n}b_n^{j \cdot E}, \sigma_j^2\right) \phi\left(\sqrt{n}\widehat{\Gamma}_n^{j \cdot E}; \sqrt{n}g_n^{j \cdot E}, \Lambda_2 \Lambda_2^\top\right) \\
& \quad \times \phi\left(T\sqrt{n}|\widehat{B}_{n,\lambda}| + \widehat{D}_{n,\lambda} + M^j \sqrt{n}\widehat{\beta}_n^{j \cdot E} + N^j \sqrt{n}\widehat{\Gamma}_n^{j \cdot E}; 0_p, \Omega\right) \times |\mathcal{J}|,
\end{aligned}$$

completing our proof. \square

Lemma 2. *The pivot in Proposition 9 matches the pivot provided by Theorem 1 in Panigrahi et al. (2024) for the ℓ_1 -penalized least squares regression.*

Proof. Observe that

$$\phi(x; \sqrt{n}b_n^{j \cdot E}, \sigma_j^2) W_0(x, \sqrt{n}\widehat{\Gamma}_n^{j \cdot E})$$

is proportional to

$$\begin{aligned}
& \int_{I_1^j}^{I_2^j} \exp\left\{-\frac{(x - \sqrt{n}b_n^{j \cdot E})^2}{2\sigma_j^2} - \frac{(Q^j t + M^j x + N^j \sqrt{n}\widehat{\Gamma}_n^{j \cdot E} + P^j)^\top \Omega^{-1} (Q^j t + M^j x + N^j \sqrt{n}\widehat{\Gamma}_n^{j \cdot E} + P^j)}{2}\right\} dt \\
& \propto \int_{I_1^j}^{I_2^j} \exp\left\{-\frac{x^2 - 2\sqrt{n}b_n^{j \cdot E}x}{2\sigma_j^2} - \frac{M^{j\top} \Omega^{-1} M^j x^2 + 2M^{j\top} \Omega^{-1} (N^j \sqrt{n}\widehat{\Gamma}_n^{j \cdot E} + P^j)x}{2}\right. \\
& \quad \left. - \frac{Q^{j\top} \Omega^{-1} Q^j t^2 + 2Q^j \Omega^{-1} (M^j x + N^j \sqrt{n}\widehat{\Gamma}_n^{j \cdot E} + P^j)t}{2}\right\} dt \\
& \propto \int_{I_1^j}^{I_2^j} \exp\left\{-\frac{1}{2}\left(\frac{1}{\sigma_j^2} + M^{j\top} \Omega^{-1} M^j\right)x^2 - \left[\frac{\sqrt{n}b_n^{j \cdot E}}{\sigma_j^2} - M^{j\top} \Omega^{-1} (N^j \sqrt{n}\widehat{\Gamma}_n^{j \cdot E} + P^j)\right]x\right. \\
& \quad \left. - \frac{1}{2}Q^{j\top} \Omega^{-1} Q^j t^2 - Q^j \Omega^{-1} (M^j x + N^j \sqrt{n}\widehat{\Gamma}_n^{j \cdot E} + P^j)t\right\} dt \\
& \propto \int_{I_1^j}^{I_2^j} \phi(\vartheta_j^{-1}(x - \nu_j \sqrt{n}b_n^{j \cdot E} - \varphi_j)) \phi(\kappa^{-1}(t - \kappa_j^2 x - \delta_j)) dt
\end{aligned}$$

where

$$\begin{aligned}
\vartheta_j^2 &= \left(\frac{1}{\sigma_j^2} + M^{j\top} \Omega^{-1} M^j\right)^{-1}, \quad \nu_j = \frac{\vartheta_j^2}{\sigma_j^2}, \quad \varphi_j = -\vartheta_j^2 M^{j\top} \Omega^{-1} (N^j \sqrt{n}\widehat{\Gamma}_n^{j \cdot E} + \widehat{D}_{n,\lambda}), \\
\kappa^2 &= \eta_{j \cdot E}^\top \Psi \eta_{j \cdot E}, \quad \delta_j = -\eta_{j \cdot E}^\top \Psi R^\top \Omega^{-1} (N^j \sqrt{n}\widehat{\Gamma}_n^{j \cdot E} + \widehat{D}_{n,\lambda}).
\end{aligned}$$

Therefore, the pivot in Proposition 9 can be rewritten as

$$\frac{\int_{-\infty}^{\sqrt{n}\widehat{\beta}_n^{j \cdot E}} \phi(\vartheta_j^{-1}(x - \nu_j \sqrt{n}b_n^{j \cdot E} - \varphi_j)) \{\Phi(\kappa^{-1}(I_1^j - \kappa^2 x - \delta_j)) - \Phi(\kappa^{-1}(I_2^j - \kappa^2 x - \delta_j))\} dx}{\int_{-\infty}^{\infty} \phi(\vartheta_j^{-1}(x - \nu_j \sqrt{n}b_n^{j \cdot E} - \varphi_j)) \{\Phi(\kappa^{-1}(I_1^j - \kappa^2 x - \delta_j)) - \Phi(\kappa^{-1}(I_2^j - \kappa^2 x - \delta_j))\} dx},$$

which matches the expression of the exact pivot provided in Panigrahi et al. (2024). \square

Proposition 9. Consider $W_0(\cdot)$ as defined in (6). The conditional density

$$\sqrt{n}\widehat{\beta}_n^{j \cdot E} \Big| \left\{ \widehat{D}_{n,\lambda} = d_\lambda, \widehat{V}_n^{j \cdot E} = v^{j \cdot E}, \sqrt{n}\widehat{\Gamma}_n^{j \cdot E} = \sqrt{n}\widehat{\gamma}_n^{j \cdot E} \right\}$$

is equal to

$$\frac{\phi(\sqrt{n}\widehat{\beta}_n^{j \cdot E}; \sqrt{n}b_n^{j \cdot E}, \sigma_j^2) W_0(\sqrt{n}\widehat{\beta}_n^{j \cdot E}, \sqrt{n}\widehat{\gamma}_n^{j \cdot E})}{\int_{-\infty}^{\infty} \phi(x; \sqrt{n}b_n^{j \cdot E}, \sigma_j^2) W_0(x, \sqrt{n}\widehat{\gamma}_n^{j \cdot E}) dx}.$$

Proof. Based on the result in Lemma 1, it is easy to see that the density for

$$\left(\sqrt{n}\widehat{\beta}_n^{j \cdot E}, \sqrt{n}\widehat{\Gamma}_n^{j \cdot E}, \widehat{U}_n^{j \cdot E}, \widehat{V}_n^{j \cdot E}, \widehat{Z}_{n,\lambda} \right)$$

is proportional to

$$\begin{aligned} & \phi\left(\sqrt{n}\widehat{\beta}_n^{j \cdot E}; \sqrt{n}b_n^{j \cdot E}, \sigma_j^2\right) \phi\left(\sqrt{n}\widehat{\Gamma}_n^{j \cdot E}; \sqrt{n}g_n^{j \cdot E}, \Lambda_2 \Lambda_2^\top\right) \\ & \times \phi\left(\frac{T\Psi\eta_{j \cdot E}}{\eta_{j \cdot E}^\top \Psi \eta_{j \cdot E}} \widehat{U}_n^{j \cdot E} + T\widehat{V}_n^{j \cdot E} + \widehat{D}_{n,\lambda} + M^j \sqrt{n}\widehat{\beta}_n^{j \cdot E} + N^j \sqrt{n}\widehat{\Gamma}_n^{j \cdot E}; 0_p, \Omega\right) \end{aligned} \quad (18)$$

for fixed E and s_λ . This follows by decomposing $\widehat{B}_{n,\lambda}$ as

$$\sqrt{n}|\widehat{B}_{n,\lambda}| = \frac{\Psi\eta_{j \cdot E}}{\eta_{j \cdot E}^\top \Psi \eta_{j \cdot E}} \widehat{U}_n^{j \cdot E} + \widehat{V}_n^{j \cdot E}.$$

The density in (18) when conditioned on the event in Proposition 4 is therefore proportional to

$$\begin{aligned} & \phi\left(\sqrt{n}\widehat{\beta}_n^{j \cdot E}; \sqrt{n}b_n^{j \cdot E}, \sigma_j^2\right) \phi\left(\sqrt{n}\widehat{\Gamma}_n^{j \cdot E}; \sqrt{n}g_n^{j \cdot E}, \Lambda_2 \Lambda_2^\top\right) \\ & \times \phi\left(\frac{T\Psi\eta_{j \cdot E}}{\eta_{j \cdot E}^\top \Psi \eta_{j \cdot E}} \widehat{U}_n^{j \cdot E} + T v^{j \cdot E} + d_\lambda + M^j \sqrt{n}\widehat{\beta}_n^{j \cdot E} + N^j \sqrt{n}\widehat{\Gamma}_n^{j \cdot E}; 0_p, \Omega\right) \mathbb{1}_{\{I_1 \leq \widehat{U}_n^{j \cdot E} \leq I_2\}}. \end{aligned}$$

By integrating out or marginalizing over $\widehat{U}_n^{j \cdot E}$, we prove our claim. \square

B.2 Main results

B.2.1 Proof of Proposition 1

Proof. Define

$$Q_{h'}(b) = \mathbb{E}_{\mathbb{F}_n} \left[\widehat{Q}_{n,h'}(X_E b; Y) \right].$$

Using the definition of \bar{b}_n^E , we have that

$$\begin{aligned} Q_{h'}(\bar{b}_n^E) - Q_{h'}(b_n^E) - \nabla Q_{h'}(b_n^E)^\top (\bar{b}_n^E - b_n^E) & \leq -\nabla Q_{h'}(b_n^E)^\top (\bar{b}_n^E - b_n^E) \\ & \leq \|\nabla Q_{h'}(b_n^E)\| \|\bar{b}_n^E - b_n^E\|, \end{aligned}$$

where the last step uses the Hölder's inequality. Let $\mathcal{K}_h(u) = \mathcal{K}(u/h)$, where

$$\mathcal{K}(u) = \int_{-\infty}^u K(v)dv, \quad \text{for } u \in \mathbb{R}.$$

Also, define $\varepsilon = y - x_E^\top b_n^E$. We note that $\nabla Q_{h'}(b_n^E) = \mathbb{E}[(\mathcal{K}_{h'}(-\varepsilon) - \tau)x_E]$.

By applying an integration by parts, we have that

$$\begin{aligned} \mathbb{E}[\mathcal{K}_{h'}(-\varepsilon)|x_E] &= \int_{-\infty}^{\infty} \mathcal{K}(-t/h') dF_{\varepsilon|x_E}(t) = -\frac{1}{h'} \int_{-\infty}^{\infty} K(-t/h') F_{\varepsilon|x_E}(t) dt \\ &= \int_{-\infty}^{\infty} K(u) F_{\varepsilon|x_E}(-h'u) du = \tau + \int_{-\infty}^{\infty} K(u) \int_0^{-h'u} \{f_{\varepsilon|x_E}(t) - f_{\varepsilon|x_E}(0)\} dt du. \end{aligned}$$

From the above display, it follows that

$$|\mathbb{E}[\mathcal{K}_{h'}(-\varepsilon)|x_E] - \tau| \leq 0.5\kappa l_{0,E} h'^2.$$

Consequently,

$$\begin{aligned} Q_{h'}(\bar{b}_n^E) - Q_{h'}(b_n^E) - \nabla Q_{h'}(b_n^E)^\top (\bar{b}_n^E - b_n^E) &\leq 0.5\kappa l_{0,E} h'^2 \times \mathbb{E}[\|x_E\|] \times \|\bar{b}_n^E - b_n^E\| \\ &\leq 0.5\kappa \sigma l_{0,E} h'^2 \times \|\bar{b}_n^E - b_n^E\|. \end{aligned} \quad (19)$$

This gives us an upper bound on the expression in the left-hand side of (19).

By applying a Taylor series expansion, we have that

$$\begin{aligned} Q_{h'}(\bar{b}_n^E) - Q_{h'}(b_n^E) - \nabla Q_{h'}(b_n^E)^\top (\bar{b}_n^E - b_n^E) \\ = (\bar{b}_n^E - b_n^E)^\top \int_0^1 \nabla^2 Q_{h'}(t\bar{b}_n^E + (1-t)b_n^E) dt (\bar{b}_n^E - b_n^E), \end{aligned} \quad (20)$$

where $\nabla^2 Q_{h'}(b) = \mathbb{E}[K_{h'}(y - x_E^\top b)x_E x_E^\top]$. Note that

$$\begin{aligned} \mathbb{E}[K_{h'}(y - x_E^\top b)|x_E] &= \int_{-\infty}^{\infty} K_{h'}(u - x_E^\top b + x_E^\top b_n^E) f_{\varepsilon|x_E}(u) du \\ &= \int_{-\infty}^{\infty} K_{h'}(v) f_{\varepsilon|x_E}(x_E^\top b - x_E^\top b_n^E + v) dv \\ &= \int_{-\infty}^{\infty} K_{h'}(v) \{f_{\varepsilon|x_E}(v) + R_{h'}(b - b_n^E)\} dv, \end{aligned}$$

where the last step uses the Lipschitz continuity of $f_{\varepsilon|x_E}(\cdot)$, with $R_{h'}(b - b_n^E)$ satisfying $|R_{h'}(b - b_n^E)| \leq l_{0,E}|x_E^\top b - x_E^\top b_n^E|$. Then, we have that

$$\mathbb{E}[K_{h'}(y - x_E^\top b)|x_E] = \mathbb{E}[K_{h'}(\varepsilon)|x_E] + \bar{R}_{h'}(b - b_n^E)$$

where

$$|\bar{R}_{h'}(b - b_n^E)| \leq l_{0,E}|x_E^\top b - x_E^\top b_n^E|.$$

Letting $b = t\bar{b}_n^E + (1-t)b_n^E$, we have

$$\begin{aligned} \int_0^1 \nabla^2 Q_{h'}(t\bar{b}_n^E + (1-t)b_n^E) dt &= \int_0^1 \mathbb{E} \left[K_{h'}(y - tx_E^\top \bar{b}_n^E + (1-t)x_E^\top b_n^E) x_E x_E^\top \right] dt \\ &= \mathbb{E} [K_{h'}(\varepsilon) x_E x_E^\top] + \int_0^1 \mathbb{E} [\bar{R}_{h'}(t\bar{b}_n^E - tb_n^E) x_E x_E^\top] dt. \end{aligned}$$

Combining with display (20), we note that

$$\begin{aligned} (\bar{b}_n^E - b_n^E)^\top \int_0^1 \nabla^2 Q_{h'}(t\bar{b}_n^E + (1-t)b_n^E) dt (\bar{b}_n^E - b_n^E) \\ \geq m_{0,E} \|\bar{b}_n^E - b_n^E\|^2 - 0.5l_{0,E} \mathbb{E}[|x_E^\top b - x_E^\top b_n^E|^3] \\ \geq m_{0,E} \|\bar{b}_n^E - b_n^E\|^2 - 3\sigma^3 l_{0,E} \|\bar{b}_n^E - b_n^E\|^3. \end{aligned} \tag{21}$$

Using the bounds in (19) and (21), we find that

$$m_{0,E} \|\bar{b}_n^E - b_n^E\| - 3\sigma^3 l_{0,E} \|\bar{b}_n^E - b_n^E\|^2 \leq 0.5\kappa\sigma l_{0,E} h'^2.$$

Solving this quadratic function yields

$$\|\bar{b}_n^E - b_n^E\| \leq \frac{6\kappa\sigma^4 l_{0,E}^2 h'^2}{m_{0,E} + \Delta^{1/2}} \quad \text{or} \quad \|\bar{b}_n^E - b_n^E\| \geq \frac{m_{0,E} + \Delta^{1/2}}{6\sigma^3 l_{0,E}},$$

where $\Delta = m_{0,E}^2 - 6\kappa\sigma^4 l_{0,E}^2 h'^2 > 0$. It remains to rule out the second bound.

To this end, suppose that

$$\|\bar{b}_n^E - b_n^E\| \geq \frac{m_{0,E} + \Delta^{1/2}}{6\sigma^3 l_{0,E}} > \left(\frac{\kappa}{6\sigma^2}\right)^{1/2} h' := r_0.$$

Then there exists some $\eta \in (0, 1)$ such that $\tilde{b}_n^E = \eta\bar{b}_n^E + (1-\eta)b_n^E$ such that $\|\tilde{b}_n^E - b_n^E\| = \eta\|\bar{b}_n^E - b_n^E\| = r_0$. Similar to displays (19) and (21), we can show that

$$m_{0,E} \|\tilde{b}_n^E - b_n^E\|^2 - 3\sigma^3 l_{0,E} \|\tilde{b}_n^E - b_n^E\|^3 \leq 0.5\kappa\sigma l_{0,E} h'^2 \|\tilde{b}_n^E - b_n^E\|.$$

Canceling out the common factor $\|\tilde{b}_n^E - b_n^E\|$ from both sides, we obtain

$$\|\tilde{b}_n^E - b_n^E\| \leq \frac{0.5\kappa\sigma l_{0,E} h'^2}{m_{0,E} - 3\sigma^3 l_{0,E} (\kappa/6\sigma^2)^{1/2} h'} < \frac{0.5\kappa\sigma l_{0,E} h'^2}{3\sigma^3 l_{0,E} (\kappa/6\sigma^2)^{1/2} h'} = \|\tilde{b}_n^E - b_n^E\|,$$

which leads to a contradiction. Thus, we have that

$$\|\bar{b}_n^E - b_n^E\| \leq \frac{6\kappa\sigma^4 l_{0,E}^2 h'^2}{m_{0,E} + \Delta^{1/2}} < \frac{6\kappa\sigma^4 l_{0,E}^2 h'^2}{m_{0,E}}.$$

□

B.2.2 Proof of Proposition 4

Proof. We note that

$$\left\{ \widehat{D}_{n,\lambda} = d_\lambda, \widehat{V}_n^{j \cdot E} = v^{j \cdot E} \right\} = \left\{ -\text{Diag}(s_\lambda) \widehat{B}_{n,\lambda} < 0, \widehat{Z}_{n,\lambda} = z_\lambda, \widehat{V}_n^{j \cdot E} = v^{j \cdot E} \right\}.$$

Direct algebra leads us to the following equation:

$$\begin{aligned} -\sqrt{n} \text{Diag}(s_\lambda) \widehat{B}_{n,\lambda} &= -\frac{\Psi \eta_{j \cdot E}}{\eta_{j \cdot E}^\top \Psi \eta_{j \cdot E}} \sqrt{n} \eta_{j \cdot E}^\top |\widehat{B}_{n,\lambda}| - \sqrt{n} \left(I_{q,q} - \frac{\Psi \eta_{j \cdot E}}{\eta_{j \cdot E}^\top \Psi \eta_{j \cdot E}} \eta_{j \cdot E}^\top \right) |\widehat{B}_{n,\lambda}| \\ &= -\frac{\Psi \eta_{j \cdot E}}{\eta_{j \cdot E}^\top \Psi \eta_{j \cdot E}} \widehat{U}_n^{j \cdot E} - \widehat{V}_n^{j \cdot E}. \end{aligned}$$

Then, we observe that the linear constraints $-\text{Diag}(s_\lambda) \widehat{B}_{n,\lambda} < 0$ are equivalent to

$$-\min_{k: \mathbb{S}_k \Psi \eta_{j \cdot E} > 0} \frac{\eta_{j \cdot E}^\top \Psi \eta_{j \cdot E}}{\mathbb{S}_k \Psi \eta_{j \cdot E}} \mathbb{S}_k \widehat{V}_n^{j \cdot E} \leq \widehat{U}_n^{j \cdot E} \leq -\max_{k: \mathbb{S}_k \Psi \eta_{j \cdot E} < 0} \frac{\eta_{j \cdot E}^\top \Psi \eta_{j \cdot E}}{\mathbb{S}_k \Psi \eta_{j \cdot E}} \mathbb{S}_k \widehat{V}_n^{j \cdot E}.$$

Therefore,

$$\left\{ -\text{Diag}(s_\lambda) \widehat{B}_{n,\lambda} < 0, \widehat{Z}_{n,\lambda} = z_\lambda, \widehat{V}_n^{j \cdot E} = v^{j \cdot E} \right\} = \left\{ I_1^j \leq \widehat{U}_n^{j \cdot E} \leq I_2^j, \widehat{Z}_{n,\lambda} = z_\lambda, \widehat{V}_n^{j \cdot E} = v^{j \cdot E} \right\},$$

where

$$I_1^j = -\min_{k: \mathbb{S}_k \Psi \eta_{j \cdot E} > 0} \frac{\eta_{j \cdot E}^\top \Psi \eta_{j \cdot E}}{\mathbb{S}_k \Psi \eta_{j \cdot E}} \mathbb{S}_k v^{j \cdot E}, \quad I_2^j = -\max_{k: \mathbb{S}_k \Psi \eta_{j \cdot E} < 0} \frac{\eta_{j \cdot E}^\top \Psi \eta_{j \cdot E}}{\mathbb{S}_k \Psi \eta_{j \cdot E}} \mathbb{S}_k v^{j \cdot E}.$$

Then the conclusion follows immediately. \square

B.2.3 Proof of Proposition 5

Proof. In the least squares setting, note that

$$\begin{aligned} \widehat{\beta}_n^{j \cdot E} &= \mathbb{S}_j (X_E^\top X_E)^{-1} X_E^\top Y, \\ \widehat{\Gamma}_n^{j \cdot E} &= \begin{pmatrix} \mathbb{S}_{[E] \setminus j} \left(\widehat{\beta}_n^E - \frac{1}{\sigma_j^2} \Sigma_{E,j} \widehat{\beta}_n^{j \cdot E} \right) \\ X_{E'}^\top (X_E \widehat{\beta}_n^E - Y) \end{pmatrix}, \end{aligned}$$

from which it follows that:

$$\sqrt{n} \begin{pmatrix} \widehat{\beta}_n^{j \cdot E} - b_n^{j \cdot E} \\ \widehat{\Gamma}_n^{j \cdot E} - g_n^{j \cdot E} \end{pmatrix} = \sqrt{n} \begin{pmatrix} \mathbb{S}_j (X_E^\top X_E)^{-1} X_E^\top (Y - X_E b_n^E) \\ \mathbb{S}_{[E] \setminus j} \left(\widehat{\beta}_n^E - b_n^{j \cdot E} - \frac{1}{\sigma_j^2} \Sigma_{E,j} \widehat{\beta}_n^{j \cdot E} + \frac{1}{\sigma_j^2} \Sigma_{E,j} b_n^{j \cdot E} \right) \\ X_{E'}^\top (X_E \widehat{\beta}_n^E - Y) - \mathbb{E}_{\mathbb{F}_n} \left[X_{E'}^\top (X_E \bar{b}_n^E - Y) \right] \end{pmatrix}. \quad (22)$$

Additionally, we observe that

$$\begin{aligned}\Lambda_1 &= \begin{bmatrix} -\mathbb{S}_j (X_E^\top X_E)^{-1} & 0_{p-q}^\top \end{bmatrix} H^{1/2} \in \mathbb{R}^{1 \times p}, \\ \Lambda_2 &= \begin{bmatrix} \Lambda_{2,1} \\ \Lambda_{2,2} \end{bmatrix} = \begin{bmatrix} \mathbb{S}_{[E] \setminus j} \left(\frac{1}{\sigma_j^2} \Sigma_{E,j} \mathbb{S}_j (X_E^\top X_E)^{-1} - (X_E^\top X_E)^{-1} \right) & 0_{q-1, p-q} \\ -X_{E'}^\top X_E (X_E^\top X_E)^{-1} & I_{p-q, p-q} \end{bmatrix} H^{1/2},\end{aligned}$$

and

$$\mathcal{Z} = H^{-1/2} \left(\begin{pmatrix} X_E^\top (X_E b_n^E - Y) \\ X_{E'}^\top (X_E b_n^E - Y) \end{pmatrix} - \begin{pmatrix} 0_q \\ \mathbb{E}_{\mathbb{F}_n} [X_{E'}^\top (X_E b_n^E - Y)] \end{pmatrix} \right).$$

After multiplying the matrices above and replacing $(X_E^\top X_E)^{-1} X_E^\top Y$ with $\hat{\beta}_n^E$, we obtain:

$$\begin{pmatrix} \Lambda_1 \\ \Lambda_2 \end{pmatrix} \sqrt{n} \mathcal{Z} = \sqrt{n} \begin{pmatrix} -\mathbb{S}_j (X_E^\top X_E)^{-1} X_E^\top (X_E b_n^E - Y) \\ \mathbb{S}_{[E] \setminus j} \left(\frac{1}{\sigma_j^2} \Sigma_{E,j} \mathbb{S}_j b_n^E - \frac{1}{\sigma_j^2} \Sigma_{E,j} \mathbb{S}_j \hat{\beta}_n^E - b_n^E + \hat{\beta}_n^E \right) \\ X_{E'}^\top X_E \hat{\beta}_n^E - X_{E'}^\top Y - \mathbb{E}_{\mathbb{F}_n} [X_{E'}^\top (X_E b_n^E - Y)] \end{pmatrix}. \quad (23)$$

From the equations in (22) and (23), we conclude that

$$\sqrt{n} \begin{pmatrix} \hat{\beta}_n^{j \cdot E} - b_n^{j \cdot E} \\ \hat{\Gamma}_n^{j \cdot E} - g_n^{j \cdot E} \end{pmatrix} = \begin{pmatrix} \Lambda_1 \\ \Lambda_2 \end{pmatrix} \sqrt{n} \mathcal{Z}.$$

In the same setting, we note that

$$M^j = -\frac{1}{\sigma_j^2} \begin{bmatrix} H_{E,E} \\ H_{E',E} \end{bmatrix} (X_E^\top X_E)^{-1} \mathbb{S}_j^\top, \quad N^j = \begin{bmatrix} -X_E^\top X_E \mathbb{S}_{[E] \setminus j}^\top & 0_{q,1} \\ -X_{E'}^\top X_E \mathbb{S}_{[E] \setminus j}^\top & I_{q',q'} \end{bmatrix}, \quad T = X^\top X_E \text{Diag}(s_\lambda).$$

Therefore, it holds that

$$T \sqrt{n} |\hat{B}_{n,\lambda}| + M^j \sqrt{n} \hat{\beta}_n^{j \cdot E} + N^j \sqrt{n} \hat{\Gamma}_n^{j \cdot E}$$

is equal to

$$\begin{aligned} & X^\top X_E \sqrt{n} \hat{B}_{n,\lambda} - \sqrt{n} \begin{pmatrix} \frac{1}{\sigma_j^2} X_E^\top X_E \Sigma_{E,j} \hat{\beta}_n^{j \cdot E} \\ \frac{1}{\sigma_j^2} X_{E'}^\top X_E \Sigma_{E,j} \hat{\beta}_n^{j \cdot E} \end{pmatrix} \\ & + \sqrt{n} \begin{pmatrix} -X_E^\top X_E \mathbb{S}_{[E] \setminus j}^\top \mathbb{S}_{[E] \setminus j} \left(\hat{\beta}_n^E - \frac{1}{\sigma_j^2} \Sigma_{E,j} \hat{\beta}_n^{j \cdot E} \right) \\ -X_{E'}^\top X_E \mathbb{S}_{[E] \setminus j}^\top \mathbb{S}_{[E] \setminus j} \left(\hat{\beta}_n^E - \frac{1}{\sigma_j^2} \Sigma_{E,j} \hat{\beta}_n^{j \cdot E} \right) + X_{E'}^\top (X_E \hat{\beta}_n^E - Y) \end{pmatrix} \\ & = X^\top X_E \sqrt{n} \hat{B}_{n,\lambda} - \begin{pmatrix} -X_E^\top X_E \mathbb{S}_{[E] \setminus j}^\top \mathbb{S}_{[E] \setminus j} \hat{\beta}_n^E - X_E^\top X_E \mathbb{S}_j^\top \mathbb{S}_j \hat{\beta}_n^E \\ -X_{E'}^\top X_E \mathbb{S}_{[E] \setminus j}^\top \mathbb{S}_{[E] \setminus j} \hat{\beta}_n^E - X_{E'}^\top X_E \mathbb{S}_j^\top \mathbb{S}_j \hat{\beta}_n^E + X_{E'}^\top (X_E \hat{\beta}_n^E - Y) \end{pmatrix} \\ & = X^\top X_E \sqrt{n} \hat{B}_{n,\lambda} - X^\top Y. \end{aligned} \quad (24)$$

In least squares regression, the Karush-Kuhn-Tucker (KKT) condition of stationary satisfies that

$$\sqrt{n} X^\top (X_E \hat{B}_{n,\lambda} - Y) + \hat{D}_{n,\lambda} - \sqrt{n} \omega_n = 0_p,$$

Plugging the equation in (24), we derive

$$T\sqrt{n}|\widehat{B}_{n,\lambda}| + M^j\sqrt{n}\widehat{\beta}_n^{j\cdot E} + N^j\sqrt{n}\widehat{\Gamma}_n^{j\cdot E} + \widehat{D}_{n,\lambda} - \sqrt{n}\omega_n = 0_p,$$

which completes our proof. \square

B.2.4 Proof of Corollary 6

Proof. As shown in Proposition 9, the conditional density of

$$\sqrt{n}\widehat{\beta}_n^{j\cdot E} \left| \left\{ \widehat{D}_{n,\lambda} = d_\lambda, \widehat{V}_n^{j\cdot E} = v^{j\cdot E}, \widehat{\Gamma}_n^{j\cdot E} = \widehat{\gamma}_n^{j\cdot E} \right\} \right.$$

is equal to

$$\frac{\phi(\sqrt{n}\widehat{\beta}_n^{j\cdot E}; \sqrt{n}b_n^{j\cdot E}, \sigma_j^2) W_0(\sqrt{n}\widehat{\beta}_n^{j\cdot E}, \sqrt{n}\widehat{\gamma}_n^{j\cdot E})}{\int_{-\infty}^{\infty} \phi(x; \sqrt{n}b_n^{j\cdot E}, \sigma_j^2) W_0(x, \sqrt{n}\widehat{\gamma}_n^{j\cdot E}) dx}.$$

A probability integral transform based on the conditional density yields the variable

$$\frac{\int_{-\infty}^{\sqrt{n}\widehat{\beta}_n^{j\cdot E}} \phi(x; \sqrt{n}b_n^{j\cdot E}, \sigma_j^2) W_0(x, \sqrt{n}\widehat{\gamma}_n^{j\cdot E}) dx}{\int_{-\infty}^{\infty} \phi(x; \sqrt{n}b_n^{j\cdot E}, \sigma_j^2) W_0(x, \sqrt{n}\widehat{\gamma}_n^{j\cdot E}) dx}.$$

Using the properties of a probability integral transform, we have that this variable is distributed as a $\text{Unif}(0, 1)$ random variable conditional on the event in Proposition 4. \square

Appendix C: Supporting results for Section 4

C.1 Moment and tail bounds

Proposition 10. Let $\mathcal{K}_h(u) = \mathcal{K}(u/h)$, where $\mathcal{K}(u) = \int_{-\infty}^u K(v)dv$, for $u \in \mathbb{R}$. Let $e_{i,n} \in \mathbb{R}^p$ be defined by

$$e_{i,n} = H^{-1/2} \left\{ \left(\mathcal{K}_h \left(y_i - x_i^\top \bar{b}_n^E \right) - \tau \right) x_i - \mathbb{E}_{\mathbb{F}_n} \left[\left(\mathcal{K}_h \left(y_i - x_i^\top \bar{b}_n^E \right) - \tau \right) x_i \right] \right\}.$$

For any $n \in \mathbb{N}$ and $\mathbb{F}_n \in \mathcal{F}_n$ under Assumption A, we have

- (i) $\mathbb{E}_{\mathbb{F}_n} [\exp(\lambda \|e_{i,n}\|)] \leq \exp(4\sigma^2\lambda^2 \|H^{-1}\|)$ for all $\lambda \in \mathbb{R}$;
- (ii) $(\mathbb{E}_{\mathbb{F}_n} [\|e_{i,n}\|^\gamma])^{\frac{1}{\gamma}} \leq 2\sigma\sqrt{\gamma} \|H^{-1}\|$ for all $\gamma \in \mathbb{N}_+$,

where $\sigma \in \mathbb{R}^+$ is a constant, and $\|\cdot\|$ denotes the operator norm for matrices and the ℓ_2 -norm for vectors.

Proof. First, note that $\mathcal{K}_h(v) - \tau \leq 2$ for any $v \in \mathbb{R}$, and $\mathbb{E}_{\mathbb{F}_n} [\exp(\lambda u^\top x_i)] \leq \exp(\sigma^2\lambda^2)$ for all $\lambda \in \mathbb{R}$ and $u \in \mathbb{R}^p$ such that $\|u\| = 1$. Therefore, we have that

$$\mathbb{E}_{\mathbb{F}_n} [\exp(\lambda u^\top e_{i,n})] \leq \exp(4\sigma^2\lambda^2 u^\top H^{-1}u) \leq \exp(4\sigma^2\lambda^2 \|H^{-1}\|) \quad (25)$$

for all $\lambda \in \mathbb{R}$ and $u \in \mathbb{R}^p$ such that $\|u\| = 1$, and conclude that $e_{i,n}$ is a sub-Gaussian random variable. From here, it follows that

$$\mathbb{E}_{\mathbb{F}_n} [\exp(\lambda \|e_{i,n}\|)] \leq \exp(4\sigma^2 \lambda^2 \|H^{-1}\|).$$

The bound on the moments of $\|e_{i,n}\|$ directly follows by using properties of a sub-Gaussian random variable (see Proposition 2.5.2 in [Vershynin \(2018\)](#)). \square

Proposition 11. *Let*

$$\tilde{\Delta}_1 = \begin{pmatrix} \Lambda_1 \\ \Lambda_2 \end{pmatrix}^{-1} \Delta_1$$

and $a_{i,n} = e_{i,n} + \frac{1}{\sqrt{n}} \tilde{\Delta}_1$. Let $\sigma \in \mathbb{R}^+$ be as defined in Proposition 10. Consider the conditions stated in Proposition 10. Then, there exists n_0 such that for $n \geq n_0$ such that the random variable $a_{i,n}$ satisfies the following properties:

- (i) $\mathbb{E}_{\mathbb{F}_n} [\exp(\lambda \|a_{i,n}\|)] \leq \exp(8\sigma^2 \lambda^2 \|H^{-1}\|)$ for all $\lambda \in \mathbb{R}$;
- (ii) $(\mathbb{E}_{\mathbb{F}_n} [\|a_{i,n}\|^\gamma])^{\frac{1}{\gamma}} \leq 8\sigma \sqrt{\gamma} \|H^{-1}\|$ for all $\gamma \in \mathbb{N}_+$,

for any $\mathbb{F}_n \in \mathcal{F}_n$.

Proof. First we prove the assertion in (i). Using Proposition 4.2 in [He et al. \(2023\)](#), for any $\mathbb{F}_n \in \mathcal{F}_n$, we have that

$$\mathbb{E}_{\mathbb{F}_n} [\|\tilde{\Delta}_1\|^\gamma] < \left(\frac{\hbar}{\sqrt{n}}\right)^\gamma,$$

where \hbar is a constant. Applying a Taylor series expansion of the exponential function and the Stirling's approximation $k! \sim (k/e)^k$, we obtain

$$\mathbb{E}_{\mathbb{F}_n} [\exp(\lambda \|\tilde{\Delta}_1\|)] = \mathbb{E}_{\mathbb{F}_n} \left[1 + \sum_{k=1}^{\infty} \frac{\lambda^k \|\tilde{\Delta}_1\|^k}{k!} \right] \leq \mathbb{E}_{\mathbb{F}_n} \left[\sum_{k=0}^{\infty} \frac{\hbar^k e^k \lambda^k}{\sqrt{n}^k k^k} \right] \leq \mathbb{E}_{\mathbb{F}_n} \left[\sum_{k=0}^{\infty} \left(\frac{\hbar e \lambda}{\sqrt{n}} \right)^k \right] = \frac{1}{1 - \hbar e \lambda / \sqrt{n}} \quad (26)$$

provided that $\hbar e \lambda / \sqrt{n} < 1$. Applying the Cauchy-Schwarz inequality, we observe that

$$\begin{aligned} \mathbb{E}_{\mathbb{F}_n} [\exp(\lambda \|a_{i,n}\|)] &\leq \mathbb{E}_{\mathbb{F}_n} \left[\exp(\lambda \|a_{i,n}\|) \times \exp\left(\frac{\lambda}{\sqrt{n}} \|\tilde{\Delta}_1\|\right) \right] \\ &\leq \left\{ \mathbb{E}_{\mathbb{F}_n} [\exp(2\lambda \|a_{i,n}\|)] \times \mathbb{E}_{\mathbb{F}_n} \left[\exp\left(\frac{2\lambda}{\sqrt{n}} \|\tilde{\Delta}_1\|\right) \right] \right\}^{1/2}. \end{aligned}$$

When combined with the assertion in Proposition 10, we have that

$$\mathbb{E}_{\mathbb{F}_n} [\exp(\lambda \|a_{i,n}\|)] \leq \exp(8\sigma^2 \lambda^2 \|H^{-1}\|) \times \left\{ \mathbb{E}_{\mathbb{F}_n} \left[\exp\left(\frac{2\lambda}{\sqrt{n}} \|\tilde{\Delta}_1\|\right) \right] \right\}^{1/2} \leq \exp(8\sigma^2 \lambda^2 \|H^{-1}\|)$$

for sufficiently large n .

For the assertion in (ii), we note that

$$\mathbb{E}_{\mathbb{F}_n} [\|a_{i,n}\|^\gamma] = \mathbb{E}_{\mathbb{F}_n} \left[\left\| a_{i,n} + \frac{1}{\sqrt{n}} \tilde{\Delta}_1 \right\|^\gamma \right] \leq \mathbb{E}_{\mathbb{F}_n} \left[2^{\gamma-1} \|a_{i,n}\|^\gamma + 2^{\gamma-1} \left\| \frac{1}{\sqrt{n}} \tilde{\Delta}_1 \right\|^\gamma \right].$$

Using the moment bound in Proposition 10, we conclude that

$$(\mathbb{E}_{\mathbb{F}_n} [\|a_{i,n}\|^\gamma])^{\frac{1}{\gamma}} \leq 8\sigma\sqrt{\gamma} \|H^{-1}\|.$$

for sufficiently large n and $\mathbb{F}_n \in \mathcal{F}_n$. \square

Proposition 12. *Consider $\mathcal{Z}_n \in \mathbb{R}^p$ as defined in Proposition 2. For any $\xi > 0$ and sufficiently large n and $\mathbb{F}_n \in \mathcal{F}_n$, under the conditions in Proposition 10, we have that*

- (i) $\sup_{\mathbb{F}_n \in \mathcal{F}_n} \mathbb{E}_{\mathbb{F}_n} [\exp(\lambda u^\top \mathcal{Z}_n)] \leq \exp(8\sigma^2 \lambda^2 \|H^{-1}\|)$ for any $\lambda \in \mathbb{R}$ and unit vector u ;
- (ii) $\sup_{\mathbb{F}_n \in \mathcal{F}_n} \mathbb{P}_{\mathbb{F}_n} (\|\mathcal{Z}_n\| \geq \xi) \leq 2 \exp\left(p \log 5 - \frac{\xi^2}{32\sigma^2 \|H^{-1}\|}\right).$

Proof. As per the definition of \mathcal{Z}_n , we have

$$\mathcal{Z}_n = \frac{1}{\sqrt{n}} \sum_{i=1}^n e_{i,n} + \tilde{\Delta}_1.$$

Using the Cauchy-Schwarz inequality, for $\lambda \in \mathbb{R}$ and $u \in \mathbb{R}^p$ such that $\|u\| = 1$ we observe that for any $\mathbb{F}_n \in \mathcal{F}_n$:

$$\begin{aligned} \mathbb{E}_{\mathbb{F}_n} [\exp(\lambda \mathcal{Z}_n^\top u)] &= \mathbb{E}_{\mathbb{F}_n} \left[\exp\left(\frac{\lambda}{\sqrt{n}} \sum_{i=1}^n e_{i,n}^\top u\right) \times \exp(\lambda \tilde{\Delta}_1^\top u) \right] \\ &\leq \left\{ \mathbb{E}_{\mathbb{F}_n} \left[\exp\left(\frac{2\lambda}{\sqrt{n}} \sum_{i=1}^n e_{i,n}^\top u\right) \right] \times \mathbb{E}_{\mathbb{F}_n} [\exp(2\lambda \tilde{\Delta}_1^\top u)] \right\}^{1/2} \\ &\leq \exp(8\sigma^2 \lambda^2 \|H^{-1}\|) \times \left\{ \mathbb{E}_{\mathbb{F}_n} [\exp(2\lambda \tilde{\Delta}_1^\top u)] \right\}^{1/2}. \end{aligned}$$

Note that we apply Proposition 10 in the last inequality to claim that

$$\begin{aligned} \mathbb{E}_{\mathbb{F}_n} \left[\exp\left(\frac{2\lambda}{\sqrt{n}} \sum_{i=1}^n e_{i,n}^\top u\right) \right] &= \prod_{i=1}^n \mathbb{E}_{\mathbb{F}_n} \left[\exp\left(\frac{2\lambda}{\sqrt{n}} e_{i,n}^\top u\right) \right] \\ &\leq \prod_{i=1}^n \exp\left(\frac{16\sigma^2 \lambda^2}{n} \|H^{-1}\|\right) \\ &\leq \exp(16\sigma^2 \lambda^2 \|H^{-1}\|). \end{aligned}$$

Coupled with (26) in the proof of Corollary 11, we note that there exists n_1 such that for all $n \geq n_1$ and $\mathbb{F}_n \in \mathcal{F}_n$ such that

$$\mathbb{E}_{\mathbb{F}_n} [\exp(\lambda \mathcal{Z}_n^\top u)] \leq \exp(8\sigma^2 \lambda^2 \|H^{-1}\|) \times \left\{ \mathbb{E}_{\mathbb{F}_n} [\exp(2\lambda \tilde{\Delta}_1^\top u)] \right\}^{1/2} \leq \exp(8\sigma^2 \lambda^2 \|H^{-1}\|).$$

This prove the assertion in (i).

We apply the Markov's inequality and note that for $n \geq n_1$ and $\mathbb{F}_n \in \mathcal{F}_n$, we can bound the right tail as

$$\begin{aligned}\mathbb{P}_{\mathbb{F}_n}(\mathcal{Z}_n^\top u \geq \xi) &= \mathbb{P}_{\mathbb{F}_n}(\exp(\lambda \mathcal{Z}_n^\top u) \geq \exp(\lambda \xi)) \\ &\leq \exp(-\lambda \xi) \times \mathbb{E}_{\mathbb{F}_n}[\exp(\lambda \mathcal{Z}_n^\top u)] \\ &\leq \exp(-\lambda \xi + 8\sigma^2 \lambda^2 \|H^{-1}\|) \\ &\leq \exp\left(-\frac{\xi^2}{32\sigma^2 \|H^{-1}\|}\right).\end{aligned}$$

The same conclusion applies to the left tail $\mathbb{P}_{\mathbb{F}_n}(\mathcal{Z}_n^\top u \leq -\xi)$ and thus we have

$$\mathbb{P}_{\mathbb{F}_n}(|\mathcal{Z}_n^\top u| \geq \xi) \leq 2 \exp\left(-\frac{\xi^2}{32\sigma^2 \|H^{-1}\|}\right) \quad (27)$$

for any $\mathbb{F}_n \in \mathcal{F}_n$.

Lastly, to conclude our proof, let $\mathbb{U}^p = \{u \in \mathbb{R}^p : \|u\| = 1\}$ denote the unit Euclidean sphere. Also, let \mathbb{G}^p denote a $1/2$ -net of \mathbb{U}^p , which means that

$$\forall u \in \mathbb{U}^p, \exists v \in \mathbb{G}^p : \|u - v\| \leq \frac{1}{2}.$$

Note that

$$\|\mathcal{Z}_n\| = \max_{u \in \mathbb{R}^p, \|u\|=1} |\mathcal{Z}_n^\top u| = \max_{u \in \mathbb{R}^p, \|u\|=1, v \in \mathbb{G}^p} |\mathcal{Z}_n^\top (u - v) + \mathcal{Z}_n^\top v| \leq \frac{1}{2} \|\mathcal{Z}_n\| + \max_{v \in \mathbb{G}^p} |\mathcal{Z}_n^\top v|,$$

which implies:

$$\|\mathcal{Z}_n\| \leq 2 \max_{v \in \mathbb{G}^p} |\mathcal{Z}_n^\top v|.$$

Additionally, according to Corollary 4.2.13 in [Vershynin \(2018\)](#), the cardinality $|\mathbb{G}^p|$ is bounded by 5^p . Coupled with the probability bound in (27), we obtain that for any $\xi > 0$ and sufficiently large n ,

$$\begin{aligned}\sup_{\mathbb{F}_n \in \mathcal{F}_n} \mathbb{P}_{\mathbb{F}_n}(\|\mathcal{Z}_n\| \geq \xi) &= \sup_{\mathbb{F}_n \in \mathcal{F}_n} \sum_{v \in \mathbb{G}^p} \mathbb{P}_{\mathbb{F}_n}(|\mathcal{Z}_n^\top v| \geq \xi) \\ &\leq 2 \times 5^p \exp\left(-\frac{\xi^2}{32\sigma^2 \|H^{-1}\|}\right) \\ &= 2 \exp\left(p \log 5 - \frac{\xi^2}{32\sigma^2 \|H^{-1}\|}\right).\end{aligned}$$

□

C.2 Conditional expectation

Proposition 13. *Consider \mathcal{Z} , defined as in Proposition 5. It holds that*

$$\mathbb{E}_{\mathcal{N}} \left[\mathcal{H} \circ \mathcal{P}^{j \cdot E}(\mathcal{Z}) \middle| \left\{ \widehat{D}_{n,\lambda} = d_\lambda, \widehat{V}_n^{j \cdot E} = v^{j \cdot E} \right\} \right] = \frac{\mathbb{E}_{\mathcal{N}} [\mathcal{H} \circ \mathcal{P}^{j \cdot E}(\mathcal{Z}) \times W_0(\mathcal{Z})]}{\mathbb{E}_{\mathcal{N}} [W_0(\mathcal{Z})]}.$$

Proof. As shown in the proof of Proposition 9, the conditional density of

$$\sqrt{n}\widehat{\beta}_n^{j \cdot E}, \sqrt{n}\widehat{\Gamma}_n^{j \cdot E} \Big| \left\{ \widehat{D}_{n,\lambda} = d_\lambda, \widehat{V}_n^{j \cdot E} = v^{j \cdot E} \right\}$$

is equal to

$$\frac{\phi(\sqrt{n}\widehat{\beta}_n^{j \cdot E}; \sqrt{n}b_n^{j \cdot E}, \sigma_j^2) \phi(\sqrt{n}\widehat{\Gamma}_n^{j \cdot E}; \sqrt{n}g_n^{j \cdot E}, \Lambda_2 \Lambda_2^\top) W_0(\sqrt{n}\widehat{\beta}_n^{j \cdot E}, \sqrt{n}\widehat{\Gamma}_n^{j \cdot E})}{\int_{-\infty}^{\infty} \int_{-\infty}^{\infty} \phi(x_1; \sqrt{n}b_n^{j \cdot E}, \sigma_j^2) \phi(x_2; \sqrt{n}g_n^{j \cdot E}, \Lambda_2 \Lambda_2^\top) W_0(x_1, x_2) dx_1 dx_2}. \quad (28)$$

Using the definition of \mathcal{Z} :

$$\sqrt{n} \begin{pmatrix} \widehat{\beta}_n^{j \cdot E} - b_n^{j \cdot E} \\ \widehat{\Gamma}_n^{j \cdot E} - g_n^{j \cdot E} \end{pmatrix} = \begin{pmatrix} \Lambda_1 \\ \Lambda_2 \end{pmatrix} \mathcal{Z},$$

it follows that the conditional density of \mathcal{Z} at the point z is equal to

$$\frac{\phi(z; 0_p, I_{p,p}) W_0(z)}{\int \phi(z'; 0_p, I_{p,p}) W_0(z') dz'} = (\mathbb{E}_{\mathcal{N}} [W_0(\mathcal{Z})])^{-1} \phi(z; 0_p, I_{p,p}) W_0(z).$$

This means that the ratio between the conditional and unconditional densities of \mathcal{Z} , at the point z , is equal to

$$R(z) = (\mathbb{E}_{\mathcal{N}} [W_0(\mathcal{Z})])^{-1} W_0(z),$$

and therefore

$$\begin{aligned} \mathbb{E}_{\mathcal{N}} \left[\mathcal{H} \circ \mathcal{P}^{j \cdot E}(\mathcal{Z}) \Big| \left\{ \widehat{D}_{n,\lambda} = d_\lambda, \widehat{V}_n^{j \cdot E} = v^{j \cdot E} \right\} \right] &= \mathbb{E}_{\mathcal{N}} [\mathcal{H} \circ \mathcal{P}^{j \cdot E}(\mathcal{Z}) R(\mathcal{Z})] \\ &= \frac{\mathbb{E}_{\mathcal{N}} [\mathcal{H} \circ \mathcal{P}^{j \cdot E}(\mathcal{Z}) \times W_0(\mathcal{Z})]}{\mathbb{E}_{\mathcal{N}} [W_0(\mathcal{Z})]}. \end{aligned}$$

□

Proposition 14. *Under the condition in Assumption C, we have that*

$$\limsup_n \left| \mathbb{E}_{\mathbb{F}_n} \left[\mathcal{H} \circ \mathcal{P}^{j \cdot E}(\mathcal{Z}_n) \Big| \left\{ \widehat{D}_{n,\lambda} = d_\lambda, \widehat{V}_n^{j \cdot E} = v^{j \cdot E} \right\} \right] - \frac{\mathbb{E}_{\mathbb{F}_n} [\mathcal{H} \circ \mathcal{P}^{j \cdot E}(\mathcal{Z}_n) \times W_0(\mathcal{Z}_n)]}{\mathbb{E}_{\mathbb{F}_n} [W_0(\mathcal{Z}_n)]} \right| = 0.$$

Proof. Following the same proof strategy as Proposition 13, we have that

$$\mathbb{E}_{\mathbb{F}_n} \left[\mathcal{H} \circ \mathcal{P}^{j \cdot E}(\mathcal{Z}_n) \Big| \left\{ \widehat{D}_{n,\lambda} = d_\lambda, \widehat{V}_n^{j \cdot E} = v^{j \cdot E} \right\} \right] = \frac{\mathbb{E}_{\mathbb{F}_n} [\mathcal{H} \circ \mathcal{P}^{j \cdot E}(\mathcal{Z}_n) \times W_{0,n}(\mathcal{Z}_n)]}{\mathbb{E}_{\mathbb{F}_n} [W_{0,n}(\mathcal{Z}_n)]}.$$

Using this display, we note that our assertion is equivalent to

$$\limsup_n \left| \frac{\mathbb{E}_{\mathbb{F}_n} [\mathcal{H} \circ \mathcal{P}^{j \cdot E}(\mathcal{Z}_n) \times W_{0,n}(\mathcal{Z}_n)]}{\mathbb{E}_{\mathbb{F}_n} [W_{0,n}(\mathcal{Z}_n)]} - \frac{\mathbb{E}_{\mathbb{F}_n} [\mathcal{H} \circ \mathcal{P}^{j \cdot E}(\mathcal{Z}_n) \times W_0(\mathcal{Z}_n)]}{\mathbb{E}_{\mathbb{F}_n} [W_0(\mathcal{Z}_n)]} \right| = 0, \quad (29)$$

and hereafter we prove the claim in the above display.

Now, we can use the triangle inequality to bound the difference on the left-hand side of (29) by

$$\mathcal{B}_1 + \mathcal{B}_2,$$

where

$$\begin{aligned}\mathcal{B}_1 &= \limsup_n \sup_{\mathbb{F}_n} \left| \frac{\mathbb{E}_{\mathbb{F}_n} [\mathcal{H} \circ \mathcal{P}^{j \cdot E}(\mathcal{Z}_n) \times W_{0,n}(\mathcal{Z}_n)]}{\mathbb{E}_{\mathbb{F}_n} [W_{0,n}(\mathcal{Z}_n)]} - \frac{\mathbb{E}_{\mathbb{F}_n} [\mathcal{H} \circ \mathcal{P}^{j \cdot E}(\mathcal{Z}_n) \times W_0(\mathcal{Z}_n)]}{\mathbb{E}_{\mathbb{F}_n} [W_0(\mathcal{Z}_n)]} \right|, \\ \mathcal{B}_2 &= \limsup_n \sup_{\mathbb{F}_n} \left| \frac{\mathbb{E}_{\mathbb{F}_n} [\mathcal{H} \circ \mathcal{P}^{j \cdot E}(\mathcal{Z}_n) \times W_{0,n}(\mathcal{Z}_n)]}{\mathbb{E}_{\mathbb{F}_n} [W_0(\mathcal{Z}_n)]} - \frac{\mathbb{E}_{\mathbb{F}_n} [\mathcal{H} \circ \mathcal{P}^{j \cdot E}(\mathcal{Z}_n) \times W_0(\mathcal{Z}_n)]}{\mathbb{E}_{\mathbb{F}_n} [W_0(\mathcal{Z}_n)]} \right|.\end{aligned}$$

Observe that

$$\begin{aligned}\mathcal{B}_1 &\leq \limsup_n \int_{\mathbb{F}_n} |\mathcal{H} \circ \mathcal{P}^{j \cdot E}(\mathcal{Z}_n)| \left| \frac{W_{0,n}(\mathcal{Z}_n)}{\mathbb{E}_{\mathbb{F}_n} [W_{0,n}(\mathcal{Z}_n)]} - \frac{W_{0,n}(\mathcal{Z}_n)}{\mathbb{E}_{\mathbb{F}_n} [W_0(\mathcal{Z}_n)]} \right| d\mathbb{F}_n(\mathcal{Z}_n) \\ &\leq \limsup_n \sup_{\mathbb{F}_n} \sup_{\mathcal{H} \in \mathcal{C}^3(\mathbb{R}, \mathbb{R})} |\mathcal{H}| \times \left| \frac{\mathbb{E}_{\mathbb{F}_n} [W_{0,n}(\mathcal{Z}_n) - W_0(\mathcal{Z}_n)]}{\mathbb{E}_{\mathbb{F}_n} [W_0(\mathcal{Z}_n)]} \right|,\end{aligned}$$

and that

$$\begin{aligned}\mathcal{B}_2 &= \limsup_n \sup_{\mathbb{F}_n} \left| \frac{\mathbb{E}_{\mathbb{F}_n} [\mathcal{H} \circ \mathcal{P}^{j \cdot E}(\mathcal{Z}_n) \times W_{0,n}(\mathcal{Z}_n)] - \mathbb{E}_{\mathbb{F}_n} [\mathcal{H} \circ \mathcal{P}^{j \cdot E}(\mathcal{Z}_n) \times W_0(\mathcal{Z}_n)]}{\mathbb{E}_{\mathbb{F}_n} [W_0(\mathcal{Z}_n)]} \right| \\ &\leq \limsup_n \sup_{\mathbb{F}_n} \sup_{\mathcal{H} \in \mathcal{C}^3(\mathbb{R}, \mathbb{R})} |\mathcal{H}| \times \left| \frac{\mathbb{E}_{\mathbb{F}_n} [W_{0,n}(\mathcal{Z}_n) - W_0(\mathcal{Z}_n)]}{\mathbb{E}_{\mathbb{F}_n} [W_0(\mathcal{Z}_n)]} \right|.\end{aligned}$$

The condition stated in Assumption **C** implies that

$$\limsup_n \sup_{\mathbb{F}_n} \left| \frac{\mathbb{E}_{\mathbb{F}_n} [W_{0,n}(\mathcal{Z}_n) - W_0(\mathcal{Z}_n)]}{\mathbb{E}_{\mathbb{F}_n} [W_0(\mathcal{Z}_n)]} \right| = 0,$$

which proves (29). □

C.3 Behavior of pivot and weight function

In Propositions 15, 16 and 19, we denote the partial derivative of a multivariate function $f : \mathbb{R}^p \rightarrow \mathbb{R}$, evaluated at $x = (x_1, x_2, \dots, x_p)^\top \in \mathbb{R}^p$, by

$$\partial_{i_1, \dots, i_m}^m f(x) = \frac{\partial^m f(x)}{\partial x_{i_1} \dots \partial x_{i_m}}.$$

Proposition 15. *The third order partial derivatives of our pivot satisfy*

$$|\partial_{i_1, i_2, i_3}^3 \mathcal{P}^{j \cdot E}(z)| \leq \sum_{l=0}^3 C_l \|R^j z + L_n\|^l,$$

where C_0, \dots, C_3 are constants that do not depend on n .

Proof. We begin by computing the first derivative of our pivot. Recall that we have

$$\mathcal{P}^{j \cdot E}(z) = \frac{\int_{-\infty}^{\Lambda_1 z + \sqrt{n} b_n^{j \cdot E}} \phi(x; \sqrt{n} b_n^{j \cdot E}, \sigma_j^2) W_0(x, \Lambda_2 z + \sqrt{n} g_n^{j \cdot E}) dx}{\int_{-\infty}^{\infty} \phi(x; \sqrt{n} b_n^{j \cdot E}, \sigma_j^2) W_0(x, \Lambda_2 z + \sqrt{n} g_n^{j \cdot E}) dx},$$

and

$$W_0(x_1, x_2) = \int_{I_1^j}^{I_2^j} \phi(Q^j t + M^j x_1 + N^j x_2 + P^j; 0_p, \Omega) dt.$$

Using the Leibniz integral rule, we note that

$$\begin{aligned} \partial \mathcal{P}^{j \cdot E}(z) &= \frac{\int_{-\infty}^{\Lambda_1 z + \sqrt{n} b_n^{j \cdot E}} \phi(x; \sqrt{n} b_n^{j \cdot E}, \sigma_j^2) \partial W_0(x, \Lambda_2 z + \sqrt{n} g_n^{j \cdot E}) dx}{\int_{-\infty}^{\infty} \phi(x; \sqrt{n} b_n^{j \cdot E}, \sigma_j^2) W_0(x, \Lambda_2 z + \sqrt{n} g_n^{j \cdot E}) dx} \\ &\quad + \frac{\phi(\Lambda_1 z + \sqrt{n} b_n^{j \cdot E}; \sqrt{n} b_n^{j \cdot E}, \sigma_j^2) W_0(\Lambda_1 z + \sqrt{n} b_n^{j \cdot E}, \Lambda_2 z + \sqrt{n} g_n^{j \cdot E}) \Lambda_1}{\int_{-\infty}^{\infty} \phi(x; \sqrt{n} b_n^{j \cdot E}, \sigma_j^2) W_0(x, \Lambda_2 z + \sqrt{n} g_n^{j \cdot E}) dx} \\ &\quad - \mathcal{P}^{j \cdot E}(z) \times \frac{\int_{-\infty}^{\infty} \phi(x; \sqrt{n} b_n^{j \cdot E}, \sigma_j^2) \partial W_0(x, \Lambda_2 z + \sqrt{n} g_n^{j \cdot E}) dx}{\int_{-\infty}^{\infty} \phi(x; \sqrt{n} b_n^{j \cdot E}, \sigma_j^2) W_0(x, \Lambda_2 z + \sqrt{n} g_n^{j \cdot E}) dx}. \end{aligned} \quad (30)$$

It follows directly from the definition of W_0 that

$$\begin{aligned} \frac{\partial W_0(x, \Lambda_2 z + \sqrt{n} g_n^{j \cdot E})}{\partial z} &= \frac{\partial W_0(x, \Lambda_2 z + \sqrt{n} g_n^{j \cdot E})}{\partial(x, \Lambda_2 z + \sqrt{n} g_n^{j \cdot E})} \times \frac{\partial(x, \Lambda_2 z + \sqrt{n} g_n^{j \cdot E})}{\partial z} \\ &= \int_{I_1^j}^{I_2^j} -2(Q^j t + P^j + M^j x + N^j \Lambda_2 z + N^j \sqrt{n} g_n^{j \cdot E})^\top \Omega^{-1} \begin{bmatrix} M^j & N^j \end{bmatrix} \begin{bmatrix} 0_{1,p} \\ \Lambda_2 \end{bmatrix} \\ &\quad \times \phi(Q^j t + P^j + M^j x + N^j \Lambda_2 z + N^j \sqrt{n} g_n^{j \cdot E}; 0_p, \Omega) dt \\ &\leq \|Rz + L_n\| \times W_0(x, \Lambda_2 z + \sqrt{n} g_n^{j \cdot E}). \end{aligned}$$

Thus, the first term on the right-hand side of (30) is bounded as

$$\frac{\int_{-\infty}^{\Lambda_1 z + \sqrt{n} b_n^{j \cdot E}} \phi(x; \sqrt{n} b_n^{j \cdot E}, \sigma_j^2) \partial W_0(x, \Lambda_2 z + \sqrt{n} g_n^{j \cdot E}) dx}{\int_{-\infty}^{\infty} \phi(x; \sqrt{n} b_n^{j \cdot E}, \sigma_j^2) W_0(x, \Lambda_2 z + \sqrt{n} g_n^{j \cdot E}) dx} \leq \|Rz + L_n\| \times \mathcal{P}^{j \cdot E}(z).$$

The second and third terms in the right hand side of (30) can be bounded similarly. This leads us to claim that

$$|\partial_{i_1} \mathcal{P}^{j \cdot E}(z)| \leq C_0 \|Rz + L_n\|,$$

where C_0 is a constant. A similar strategy can be applied to the higher order derivatives of our pivot, which we omit. \square

Proposition 16. *Define*

$$\Theta = \left(\Omega^{-1} - \frac{\Omega^{-1} Q^j Q^{j\top} \Omega^{-1}}{Q^{j\top} \Omega^{-1} Q^j} \right).$$

We note that $\Theta \succeq 0$ and that

$$|\partial_{i_1, i_2, i_3}^3 W_0(z)| \leq \sum_{l=0}^3 C'_l \|R^j z + L_n\|^l \times \text{Exp}(R^j z + L_n, \Theta),$$

where C'_0, \dots, C'_3 are constants that do not depend on n .

Proof. For any vector $\xi \in \mathbb{R}^p$, we have:

$$\xi^\top \Theta \xi = \xi^\top \Omega^{-1} \xi - \xi^\top \frac{\Omega^{-1} Q^j Q^{j\top} \Omega^{-1}}{Q^{j\top} \Omega^{-1} Q^j} \xi = \frac{1}{Q^{j\top} \Omega^{-1} Q^j} \left[(\xi^\top \Omega^{-1} \xi) (Q^{j\top} \Omega^{-1} Q^j) - (\xi^\top \Omega^{-1} Q^j)^2 \right].$$

Let $\bar{\xi} = \Omega^{-1/2} \xi$ and $\bar{Q}^j = \Omega^{-1/2} Q^j$. By the Cauchy-Schwarz inequality, it follows that

$$(\xi^\top \Omega^{-1} \xi) (Q^{j\top} \Omega^{-1} Q^j) - (\xi^\top \Omega^{-1} Q^j)^2 = (\bar{\xi}^\top \bar{\xi}) (\bar{Q}^{j\top} \bar{Q}^j) - (\bar{\xi}^\top \bar{Q}^j)^2 \geq 0.$$

This implies that

$$\xi^\top \Theta \xi \geq 0$$

for an arbitrary vector ξ . Therefore, we have proved that Θ is a positive semidefinite matrix.

To prove the second part of our claim, we observe that

$$\begin{aligned} W_0(z) &\propto \int_{I_1^j}^\infty \exp \left\{ -\frac{1}{2} (Q^j t + R^j z + L_n)^\top \Omega^{-1} (Q^j t + R^j z + L_n) \right\} dt \\ &\propto \int_{I_1^j}^\infty \exp \left\{ -\frac{1}{2} (R^j z + L_n)^\top \Theta (R^j z + L_n) \right\} \\ &\quad \times \exp \left\{ -\frac{Q^{j\top} \Omega^{-1} Q^j}{2} \left[t + \frac{Q^{j\top} \Omega^{-1} (R^j z + L_n)}{Q^{j\top} \Omega^{-1} Q^j} \right]^2 \right\} dt. \end{aligned}$$

Let

$$\mathcal{L}(z) = \frac{Q^{j\top} \Omega^{-1} (R^j z + L_n)}{Q^{j\top} \Omega^{-1} Q^j}.$$

Using the representation in the previous part, we note that

$$W_0(z) \propto \text{Exp}(R^j z + L_n, \Theta) \times \int_{I_1^j + \mathcal{L}(z)}^\infty \exp \left\{ -\frac{Q^{j\top} \Omega^{-1} Q^j}{2} \tilde{t}^2 \right\} d\tilde{t},$$

through a change of variables $\tilde{t} = t + \mathcal{L}(z)$ in the integral. An application of the Leibniz integral rule to the above display yields:

$$|\partial_{i_1, i_2, i_3}^3 W_0(z)| \leq \sum_{l=0}^3 C'_l \|R^j z + L_n\|^l \times \text{Exp}(R^j z + L_n, \Theta).$$

□

C.4 A Stein bound

Lemma 3. Rewrite the variable Υ_n from Proposition 2 as $\Upsilon_n = \sum_{i=1}^n \frac{e_{i,n}}{\sqrt{n}}$ with $e_{i,n}$ defined in Proposition 10. Define $\Upsilon_{i,n} = \frac{e_{i,n}}{\sqrt{n}}$ and $\Upsilon_n[-i] = \Upsilon_n - \Upsilon_{i,n}$. Furthermore, let $e_{i,n}^*$ be an independent copy of $e_{i,n}$ and

$$\mathcal{W}_{\alpha, \kappa} = \Upsilon_n[-1] + \frac{\alpha}{\sqrt{n}} e_{1,n} + \frac{\kappa}{\sqrt{n}} e_{1,n}^*.$$

Then, we have that

$$\begin{aligned} & \left| \mathbb{E}_{\mathbb{F}_n} [G(\Upsilon_n)] - \mathbb{E}_{\mathcal{N}} [G(\mathcal{Z})] \right| \\ & \lesssim \frac{1}{\sqrt{n}} \sum_{\substack{\lambda, \gamma \in \mathbb{N}: \\ \lambda + \gamma \leq 3}} \sum_{i_1, i_2, i_3 \in [p]} \mathbb{E}_{\mathbb{F}_n} \left[\|e_{1,n}\|^\lambda \|e_{1,n}^*\|^\gamma \sup_{\alpha, \kappa \in [0,1]} \int_0^1 \frac{\sqrt{t}}{2} \mathbb{E}_{\mathcal{N}} \left[\left| \partial_{i_1, i_2, i_3}^3 G \left(\sqrt{t} \mathcal{W}_{\alpha, \kappa} + \sqrt{1-t} \mathcal{Z} \right) \right| \right] dt \right], \end{aligned}$$

where $G : \mathbb{R}^p \rightarrow \mathbb{R}$ is a Lebesgue-almost surely three times differentiable mapping and $\mathbb{E}_{\mathcal{N}}[|G(\mathcal{Z})|] < \infty$.

Proof. The Stein bound in Lemma 2 from [Panigrahi \(2023\)](#) yields:

$$\left| \mathbb{E}_{\mathbb{F}_n} [G(\Upsilon_n)] - \mathbb{E}_{\mathcal{N}} [G(\mathcal{Z})] \right| \lesssim \frac{1}{\sqrt{n}} \sum_{\substack{\lambda, \gamma \in \mathbb{N}: \\ \lambda + \gamma \leq 3}} \sum_{i_1, i_2, i_3} \mathbb{E}_{\mathbb{F}_n} \left[\|e_{1,n}\|^\lambda \|e_{1,n}^*\|^\gamma \sup_{\alpha, \kappa \in [0,1]} \left| \partial_{i_1, i_2, i_3}^3 \mathcal{S}_G(\mathcal{W}_{\alpha, \kappa}) \right| \right].$$

where

$$\mathcal{S}_G(z) = \int_0^1 \frac{1}{2t} \left(\mathbb{E}_{\mathcal{N}} [G(\sqrt{t}z + \sqrt{1-t}\mathcal{Z})] - \mathbb{E}_{\mathcal{N}} [G(\mathcal{Z})] \right) dt.$$

It follows directly that

$$\left| \partial_{i_1, i_2, i_3}^3 \mathcal{S}_G(\mathcal{W}_{\alpha, \kappa}) [i_1, i_2, i_3] \right| = \int_0^1 \frac{\sqrt{t}}{2} \mathbb{E}_{\mathcal{N}} \left[\left| \partial_{i_1, i_2, i_3}^3 G \left(\sqrt{t} \mathcal{W}_{\alpha, \kappa} + \sqrt{1-t} \mathcal{Z} \right) \right| \right] dt.$$

which gives us the claimed bound on the difference in the two expectations. \square

Appendix D: Proofs for results in Section 4

D.1 Proof of Theorem 2

To prove Theorem 2, we first state a useful proposition and then turn to our proof.

Proposition 17. *Let \tilde{D}_n be an increasing sequence of sets in \mathbb{R}^p such that*

$$\lim_n \sup_{\mathbb{F}_n \in \mathcal{F}_n} \mathbb{P}_{\mathbb{F}_n} [\Upsilon_n \in \tilde{D}_n^c] = 0.$$

Then, it holds that

$$\lim_n \sup_{\mathbb{F}_n \in \mathcal{F}_n} \frac{\mathbb{E}_{\mathbb{F}_n} [W_0(\Upsilon_n) \mathbb{1}_{\tilde{D}_n^c}(\Upsilon_n)]}{\mathbb{E}_{\mathbb{F}_n} [W_0(\Upsilon_n)]} = 0.$$

Proof. Note, for any $\varepsilon > 0$, there exist n_0 such that for all $n \geq n_0$,

$$\mathbb{E}_{\mathbb{F}_n} [\mathbb{1}_{\tilde{D}_n^c}(\Upsilon_n)] < \varepsilon.$$

for all $\mathbb{F}_n \in \mathcal{F}_n$. This implies that

$$\mathbb{E}_{\mathbb{F}_n} \left[W_0(\Upsilon_n) \left(\mathbb{1}_{\tilde{D}_n^c}(\Upsilon_n) - \varepsilon \right) \right] \leq \sup_z W_0(z) \times \mathbb{E}_{\mathbb{F}_n} [\mathbb{1}_{\tilde{D}_n^c}(\Upsilon_n) - \varepsilon] < 0$$

for all $n \geq n_0$ and $\mathbb{F}_n \in \mathcal{F}_n$.

Thus, we have shown that for any $\varepsilon > 0$, there exists a n_0 such that for all $n \geq n_0$ and $\mathbb{F}_n \in \mathcal{F}_n$,

$$\mathbb{E}_{\mathbb{F}_n} [W_0(\Upsilon_n) \mathbb{1}_{\tilde{D}_n^c}(\Upsilon_n)] < \varepsilon \mathbb{E}_{\mathbb{F}_n} [W_0(\Upsilon_n)].$$

Equivalently,

$$\lim_n \sup_{\mathbb{F}_n \in \mathcal{F}_n} \frac{\mathbb{E}_{\mathbb{F}_n} [W_0(\Upsilon_n) \mathbb{1}_{\tilde{D}_n^c}(\Upsilon_n)]}{\mathbb{E}_{\mathbb{F}_n} [W_0(\Upsilon_n)]} = 0.$$

□

Proposition 18. *Under Assumption D, it holds that*

$$\lim_n \sup_{\mathbb{F}_n \in \mathcal{F}_n} \left| \frac{\mathbb{E}_{\mathbb{F}_n} [\mathcal{H} \circ \mathcal{P}^{j \cdot E}(\mathcal{Z}_n) \times W_0(\mathcal{Z}_n)]}{\mathbb{E}_{\mathbb{F}_n} [W_0(\mathcal{Z}_n)]} - \frac{\mathbb{E}_{\mathbb{F}_n} [\mathcal{H} \circ \mathcal{P}^{j \cdot E}(\Upsilon_n) \times W_0(\Upsilon_n)]}{\mathbb{E}_{\mathbb{F}_n} [W_0(\Upsilon_n)]} \right| = 0. \quad (31)$$

Proof. Using the triangle inequality to bound

$$\left| \frac{\mathbb{E}_{\mathbb{F}_n} [\mathcal{H} \circ \mathcal{P}^{j \cdot E}(\mathcal{Z}_n) \times W_0(\mathcal{Z}_n)]}{\mathbb{E}_{\mathbb{F}_n} [W_0(\mathcal{Z}_n)]} - \frac{\mathbb{E}_{\mathbb{F}_n} [\mathcal{H} \circ \mathcal{P}^{j \cdot E}(\Upsilon_n) \times W_0(\Upsilon_n)]}{\mathbb{E}_{\mathbb{F}_n} [W_0(\Upsilon_n)]} \right|$$

by

$$\mathcal{E}_1 + \mathcal{E}_2,$$

where

$$\begin{aligned} \mathcal{E}_1 &= \left| \frac{\mathbb{E}_{\mathbb{F}_n} [\mathcal{H} \circ \mathcal{P}^{j \cdot E}(\mathcal{Z}_n) \times W_0(\mathcal{Z}_n)]}{\mathbb{E}_{\mathbb{F}_n} [W_0(\mathcal{Z}_n)]} - \frac{\mathbb{E}_{\mathbb{F}_n} [\mathcal{H} \circ \mathcal{P}^{j \cdot E}(\mathcal{Z}_n) \times W_0(\Upsilon_n)]}{\mathbb{E}_{\mathbb{F}_n} [W_0(\Upsilon_n)]} \right|, \\ \mathcal{E}_2 &= \left| \frac{\mathbb{E}_{\mathbb{F}_n} [\mathcal{H} \circ \mathcal{P}^{j \cdot E}(\mathcal{Z}_n) \times W_0(\mathcal{Z}_n)]}{\mathbb{E}_{\mathbb{F}_n} [W_0(\Upsilon_n)]} - \frac{\mathbb{E}_{\mathbb{F}_n} [\mathcal{H} \circ \mathcal{P}^{j \cdot E}(\Upsilon_n) \times W_0(\Upsilon_n)]}{\mathbb{E}_{\mathbb{F}_n} [W_0(\Upsilon_n)]} \right|. \end{aligned}$$

Observe that

$$\begin{aligned} \mathcal{E}_1 &\leq \left| \mathbb{E}_{\mathbb{F}_n} [\mathcal{H} \circ \mathcal{P}^{j \cdot E}(\mathcal{Z}_n) \times W_0(\mathcal{Z}_n)] \right| \times \left| \frac{1}{\mathbb{E}_{\mathbb{F}_n} [W_0(\mathcal{Z}_n)]} - \frac{1}{\mathbb{E}_{\mathbb{F}_n} [W_0(\Upsilon_n)]} \right| \\ &\leq \sup_{\mathcal{H} \in \mathbb{C}^3(\mathbb{R}, \mathbb{R})} |\mathcal{H}| \times \left| \frac{\mathbb{E}_{\mathbb{F}_n} [W_0(\mathcal{Z}_n)]}{\mathbb{E}_{\mathbb{F}_n} [W_0(\mathcal{Z}_n)]} - \frac{\mathbb{E}_{\mathbb{F}_n} [W_0(\mathcal{Z}_n)]}{\mathbb{E}_{\mathbb{F}_n} [W_0(\Upsilon_n)]} \right| \\ &= \sup_{\mathcal{H} \in \mathbb{C}^3(\mathbb{R}, \mathbb{R})} |\mathcal{H}| \times \left| \frac{\mathbb{E}_{\mathbb{F}_n} [W_0(\Upsilon_n)] - \mathbb{E}_{\mathbb{F}_n} [W_0(\mathcal{Z}_n)]}{\mathbb{E}_{\mathbb{F}_n} [W_0(\Upsilon_n)]} \right| \end{aligned}$$

and that

$$\mathcal{E}_2 = \left| \frac{\mathbb{E}_{\mathbb{F}_n} [\mathcal{H} \circ \mathcal{P}^{j \cdot E}(\mathcal{Z}_n) \times W_0(\mathcal{Z}_n)] - \mathbb{E}_{\mathbb{F}_n} [\mathcal{H} \circ \mathcal{P}^{j \cdot E}(\Upsilon_n) \times W_0(\Upsilon_n)]}{\mathbb{E}_{\mathbb{F}_n} [W_0(\Upsilon_n)]} \right|.$$

In order to prove (31), it suffices to show that

$$\lim_n \sup_{\mathbb{F}_n \in \mathcal{F}_n} \left| \frac{\mathbb{E}_{\mathbb{F}_n} [W_0(\Upsilon_n + \tilde{\Delta}_1) - W_0(\Upsilon_n)]}{\mathbb{E}_{\mathbb{F}_n} [W_0(\Upsilon_n)]} \right| = 0, \quad (32)$$

where $\mathcal{Z}_n = \Upsilon_n + \tilde{\Delta}_1$. Similar proof strategy applies to show that

$$\lim_n \sup_{\mathbb{F}_n \in \mathcal{F}_n} \left| \frac{\mathbb{E}_{\mathbb{F}_n} [\mathcal{H} \circ \mathcal{P}^{j \cdot E}(\Upsilon_n + \tilde{\Delta}_1) \times W_0(\Upsilon_n + \tilde{\Delta}_1)] - \mathbb{E}_{\mathbb{F}_n} [\mathcal{H} \circ \mathcal{P}^{j \cdot E}(\Upsilon_n) \times W_0(\Upsilon_n)]}{\mathbb{E}_{\mathbb{F}_n} [W_0(\Upsilon_n)]} \right| = 0.$$

Note that, for any $\varepsilon > 0$, there exist n_0 such that for all $n \geq n_0$,

$$\mathbb{E}_{\mathbb{F}_n} \left[\left| \frac{W_0(\Upsilon_n + \tilde{\Delta}_1)}{W_0(\Upsilon_n)} - 1 \right| \right] < \varepsilon.$$

for all $\mathbb{F}_n \in \mathcal{F}_n$. This implies that

$$\begin{aligned} & \mathbb{E}_{\mathbb{F}_n} \left[W_0(\Upsilon_n) \times \left\{ \left| \frac{W_0(\Upsilon_n + \tilde{\Delta}_1)}{W_0(\Upsilon_n)} - 1 \right| - \varepsilon \right\} \right] \\ & \leq \sup_z W_0(z) \times \mathbb{E}_{\mathbb{F}_n} \left[\left| \frac{W_0(\Upsilon_n + \tilde{\Delta}_1)}{W_0(\Upsilon_n)} - 1 \right| - \varepsilon \right] < 0 \end{aligned}$$

for all $n \geq n_0$ and $\mathbb{F}_n \in \mathcal{F}_n$. Thus, we have shown that for any $\varepsilon > 0$, there exists a n_0 such that for all $n \geq n_0$ and $\mathbb{F}_n \in \mathcal{F}_n$,

$$\mathbb{E}_{\mathbb{F}_n} \left[W_0(\Upsilon_n) \times \left| \frac{W_0(\Upsilon_n + \tilde{\Delta}_1)}{W_0(\Upsilon_n)} - 1 \right| \right] < \varepsilon \mathbb{E}_{\mathbb{F}_n} [W_0(\Upsilon_n)].$$

This is equivalent to (32). Our conclusion thus follows. □

Proof. In order to prove Theorem 1, it suffices to show

$$\begin{aligned} & \lim_n \sup_{\mathbb{F}_n \in \mathcal{F}_n} \left| \mathbb{E}_{\mathbb{F}_n} \left[\mathcal{H} \circ \mathcal{P}^{j \cdot E}(\mathcal{Z}_n) \right] \left\{ \hat{D}_{n,\lambda} = d_\lambda, \hat{V}_n^{j \cdot E} = v^{j \cdot E} \right\} \right] \\ & - \mathbb{E}_{\mathcal{N}} \left[\mathcal{H} \circ \mathcal{P}^{j \cdot E}(\mathcal{Z}) \right] \left\{ \hat{D}_{n,\lambda} = d_\lambda, \hat{V}_n^{j \cdot E} = v^{j \cdot E} \right\} \right| = 0 \end{aligned}$$

for any arbitrary function $\mathcal{H} \in \mathbb{C}^3(\mathbb{R}, \mathbb{R})$ with bounded derivatives up to the third order. Furthermore, the claims made in Propositions 13 and 14 imply that it is sufficient to prove:

$$\lim_n \sup_{\mathbb{F}_n \in \mathcal{F}_n} \left| \frac{\mathbb{E}_{\mathbb{F}_n} [\mathcal{H} \circ \mathcal{P}^{j \cdot E}(\mathcal{Z}_n) \times W_0(\mathcal{Z}_n)]}{\mathbb{E}_{\mathbb{F}_n} [W_0(\mathcal{Z}_n)]} - \frac{\mathbb{E}_{\mathcal{N}} [\mathcal{H} \circ \mathcal{P}^{j \cdot E}(\mathcal{Z}) \times W_0(\mathcal{Z})]}{\mathbb{E}_{\mathcal{N}} [W_0(\mathcal{Z})]} \right| = 0.$$

To obtain the stated sufficient conditions, we bound

$$\left| \frac{\mathbb{E}_{\mathbb{F}_n} [\mathcal{H} \circ \mathcal{P}^{j \cdot E}(\mathcal{Z}_n) \times W_0(\mathcal{Z}_n)]}{\mathbb{E}_{\mathbb{F}_n} [W_0(\mathcal{Z}_n)]} - \frac{\mathbb{E}_{\mathcal{N}} [\mathcal{H} \circ \mathcal{P}^{j \cdot E}(\mathcal{Z}) \times W_0(\mathcal{Z})]}{\mathbb{E}_{\mathcal{N}} [W_0(\mathcal{Z})]} \right|,$$

using the triangle inequality with

$$\mathcal{B}_1 + \mathcal{B}_2 + \mathcal{B}_3 + \mathcal{B}_4,$$

where

$$\begin{aligned}
\mathcal{B}_1 &= \left| \frac{\mathbb{E}_{\mathbb{F}_n} [\mathcal{H} \circ \mathcal{P}^{j \cdot E} (\mathcal{Z}_n) \times W_0 (\mathcal{Z}_n)]}{\mathbb{E}_{\mathbb{F}_n} [W_0 (\mathcal{Z}_n)]} - \frac{\mathbb{E}_{\mathbb{F}_n} [\mathcal{H} \circ \mathcal{P}^{j \cdot E} (\Upsilon_n) \times W_0 (\Upsilon_n)]}{\mathbb{E}_{\mathbb{F}_n} [W_0 (\Upsilon_n)]} \right|, \\
\mathcal{B}_2 &= \left| \frac{\mathbb{E}_{\mathbb{F}_n} [\mathcal{H} \circ \mathcal{P}^{j \cdot E} (\Upsilon_n) \times W_0 (\Upsilon_n) \mathbb{1}_{\tilde{D}_n} (\Upsilon_n)]}{\mathbb{E}_{\mathbb{F}_n} [W_0 (\Upsilon_n)]} - \frac{\mathbb{E}_{\mathbb{F}_n} [\mathcal{H} \circ \mathcal{P}^{j \cdot E} (\Upsilon_n) \times W_0 (\Upsilon_n) \mathbb{1}_{\tilde{D}_n} (\Upsilon_n)]}{\mathbb{E}_{\mathcal{N}} [W_0 (\mathcal{Z})]} \right|, \\
\mathcal{B}_3 &= \left| \frac{\mathbb{E}_{\mathbb{F}_n} [\mathcal{H} \circ \mathcal{P}^{j \cdot E} (\Upsilon_n) \times W_0 (\Upsilon_n) \mathbb{1}_{\tilde{D}_n} (\Upsilon_n)]}{\mathbb{E}_{\mathcal{N}} [W_0 (\mathcal{Z})]} - \frac{\mathbb{E}_{\mathcal{N}} [\mathcal{H} \circ \mathcal{P}^{j \cdot E} (\mathcal{Z}) \times W_0 (\mathcal{Z}) \mathbb{1}_{\tilde{D}_n} (\mathcal{Z})]}{\mathbb{E}_{\mathcal{N}} [W_0 (\mathcal{Z})]} \right|, \\
\mathcal{B}_4 &= \left| \frac{\mathbb{E}_{\mathbb{F}_n} [\mathcal{H} \circ \mathcal{P}^{j \cdot E} (\Upsilon_n) \times W_0 (\Upsilon_n) \mathbb{1}_{\tilde{D}_n^c} (\Upsilon_n)]}{\mathbb{E}_{\mathbb{F}_n} [W_0 (\Upsilon_n)]} - \frac{\mathbb{E}_{\mathcal{N}} [\mathcal{H} \circ \mathcal{P}^{j \cdot E} (\mathcal{Z}) \times W_0 (\mathcal{Z}) \mathbb{1}_{\tilde{D}_n^c} (\mathcal{Z})]}{\mathbb{E}_{\mathcal{N}} [W_0 (\mathcal{Z})]} \right|.
\end{aligned}$$

Proposition 18 shows that

$$\lim_n \sup_{\mathbb{F}_n \in \mathcal{F}_n} \mathcal{B}_1 = 0.$$

Observe that

$$\begin{aligned}
\mathcal{B}_2 &\leq \left| \mathbb{E}_{\mathbb{F}_n} [\mathcal{H} \circ \mathcal{P}^{j \cdot E} (\Upsilon_n) \times W_0 (\Upsilon_n) \mathbb{1}_{\tilde{D}_n} (\Upsilon_n)] \right| \times \left| \frac{1}{\mathbb{E}_{\mathbb{F}_n} [W_0 (\Upsilon_n)]} - \frac{1}{\mathbb{E}_{\mathcal{N}} [W_0 (\mathcal{Z})]} \right| \\
&\leq \sup_{\mathcal{H} \in \mathbb{C}^3(\mathbb{R}, \mathbb{R})} |\mathcal{H}| \times \left| \frac{\mathbb{E}_{\mathbb{F}_n} [W_0 (\Upsilon_n) \mathbb{1}_{\tilde{D}_n} (\Upsilon_n)]}{\mathbb{E}_{\mathbb{F}_n} [W_0 (\Upsilon_n)]} - \frac{\mathbb{E}_{\mathbb{F}_n} [W_0 (\Upsilon_n) \mathbb{1}_{\tilde{D}_n} (\Upsilon_n)]}{\mathbb{E}_{\mathcal{N}} [W_0 (\mathcal{Z})]} \right|.
\end{aligned}$$

By applying the triangle inequality once again, we further obtain the bound:

$$\begin{aligned}
\mathcal{B}_2 &\leq \sup_{\mathcal{H} \in \mathbb{C}^3(\mathbb{R}, \mathbb{R})} |\mathcal{H}| \times \left\{ \left| \frac{\mathbb{E}_{\mathbb{F}_n} [W_0 (\Upsilon_n) \mathbb{1}_{\tilde{D}_n} (\Upsilon_n)]}{\mathbb{E}_{\mathbb{F}_n} [W_0 (\Upsilon_n)]} - \frac{\mathbb{E}_{\mathcal{N}} [W_0 (\mathcal{Z}) \mathbb{1}_{\tilde{D}_n} (\mathcal{Z})]}{\mathbb{E}_{\mathcal{N}} [W_0 (\mathcal{Z})]} \right| \right. \\
&\quad \left. + \left| \frac{\mathbb{E}_{\mathcal{N}} [W_0 (\mathcal{Z}) \mathbb{1}_{\tilde{D}_n} (\mathcal{Z})]}{\mathbb{E}_{\mathcal{N}} [W_0 (\mathcal{Z})]} - \frac{\mathbb{E}_{\mathbb{F}_n} [W_0 (\Upsilon_n) \mathbb{1}_{\tilde{D}_n} (\Upsilon_n)]}{\mathbb{E}_{\mathcal{N}} [W_0 (\Upsilon_n)]} \right| \right\} \\
&= \sup_{\mathcal{H} \in \mathbb{C}^3(\mathbb{R}, \mathbb{R})} |\mathcal{H}| \times \left\{ \left| \frac{\mathbb{E}_{\mathbb{F}_n} [W_0 (\Upsilon_n) \mathbb{1}_{\tilde{D}_n^c} (\Upsilon_n)]}{\mathbb{E}_{\mathbb{F}_n} [W_0 (\Upsilon_n)]} - \frac{\mathbb{E}_{\mathcal{N}} [W_0 (\mathcal{Z}) \mathbb{1}_{\tilde{D}_n^c} (\mathcal{Z})]}{\mathbb{E}_{\mathcal{N}} [W_0 (\mathcal{Z})]} \right| \right. \\
&\quad \left. + \left| \frac{\mathbb{E}_{\mathcal{N}} [W_0 (\mathcal{Z}) \mathbb{1}_{\tilde{D}_n} (\mathcal{Z})]}{\mathbb{E}_{\mathcal{N}} [W_0 (\mathcal{Z})]} - \frac{\mathbb{E}_{\mathbb{F}_n} [W_0 (\Upsilon_n) \mathbb{1}_{\tilde{D}_n} (\Upsilon_n)]}{\mathbb{E}_{\mathcal{N}} [W_0 (\Upsilon_n)]} \right| \right\} \\
&\leq \sup_{\mathcal{H} \in \mathbb{C}^3(\mathbb{R}, \mathbb{R})} |\mathcal{H}| \times \left\{ 2 \sup_{\mathbb{F}_n \in \mathcal{F}_n} \frac{\mathbb{E}_{\mathbb{F}_n} [W_0 (\Upsilon_n) \mathbb{1}_{\tilde{D}_n^c} (\Upsilon_n)]}{\mathbb{E}_{\mathbb{F}_n} [W_0 (\Upsilon_n)]} + \text{RD}_n^{(1)} \right\}.
\end{aligned}$$

It is easy to see that \mathcal{B}_3 is equal to $\text{RD}_n^{(2)}$, and that

$$\mathcal{B}_4 \leq \sup_{\mathcal{H} \in \mathbb{C}^3(\mathbb{R}, \mathbb{R})} |\mathcal{H}| \times 2 \sup_{\mathbb{F}_n \in \mathcal{F}_n} \frac{\mathbb{E}_{\mathbb{F}_n} [W_0 (\Upsilon_n) \mathbb{1}_{\tilde{D}_n^c} (\Upsilon_n)]}{\mathbb{E}_{\mathbb{F}_n} [W_0 (\Upsilon_n)]}.$$

Thus, we conclude that

$$\begin{aligned}
& \lim_n \sup_{\mathbb{F}_n \in \mathcal{F}_n} \left| \frac{\mathbb{E}_{\mathbb{F}_n} [\mathcal{H} \circ \mathcal{P}^{j \cdot E}(\Upsilon_n) \times W_0(\Upsilon_n)]}{\mathbb{E}_{\mathbb{F}_n} [W_0(\Upsilon_n)]} - \frac{\mathbb{E}_{\mathcal{N}} [\mathcal{H} \circ \mathcal{P}^{j \cdot E}(\mathcal{Z}) \times W_0(\mathcal{Z})]}{\mathbb{E}_{\mathcal{N}} [W_0(\mathcal{Z})]} \right| \\
& \leq \sup_{\mathcal{H} \in \mathcal{C}^3(\mathbb{R}, \mathbb{R})} |\mathcal{H}| \times \lim_n \sup_{\mathbb{F}_n \in \mathcal{F}_n} \text{RD}_n^{(1)} + \lim_n \sup_{\mathbb{F}_n \in \mathcal{F}_n} \text{RD}_n^{(2)} \\
& \quad + \sup_{\mathcal{H} \in \mathcal{C}^3(\mathbb{R}, \mathbb{R})} |\mathcal{H}| \times 4 \lim_n \sup_{\mathbb{F}_n \in \mathcal{F}_n} \frac{\mathbb{E}_{\mathbb{F}_n} [W_0(\Upsilon_n) \mathbb{1}_{\tilde{D}_n^c}(\Upsilon_n)]}{\mathbb{E}_{\mathbb{F}_n} [W_0(\Upsilon_n)]}.
\end{aligned}$$

Proposition 17 yields

$$\lim_n \sup_{\mathbb{F}_n \in \mathcal{F}_n} \frac{\mathbb{E}_{\mathbb{F}_n} [W_0(\Upsilon_n) \mathbb{1}_{\tilde{D}_n^c}(\Upsilon_n)]}{\mathbb{E}_{\mathbb{F}_n} [W_0(\Upsilon_n)]} = 0,$$

thereby proving our result. \square

D.2 Proof of Theorem 3

For ease of presentation, we fix some notations that will be used throughout the proof.

Note that there are three scenarios: 1. $-\infty < I_1^j < \infty$ and $I_2^j = \infty$; 2. $I_1^j = -\infty$ and $-\infty < I_2^j < \infty$; 3. $-\infty < I_1^j < I_2^j < \infty$. The proof strategy employed for the first scenario applies to the second and third scenario in a similar manner. Therefore, we focus on the first scenario hereafter.

For our sequence of parameters, note that

$$L_n + Q^j I_1^j = \begin{bmatrix} M^j & N^j \end{bmatrix} r_n \beta + P^j + Q^j I_1^j = O(r_n).$$

In the remaining proof, with a slight abuse of notation, we will write

$$L_n + Q^j I_1^j = -r_n \bar{b}, \tag{33}$$

where $\bar{b} \in \mathbb{R}^p$ is a fixed vector that does not depend on n .

Lastly, for a vector $x \in \mathbb{R}^p$ and a positive semidefinite matrix $\Sigma \in \mathbb{R}^{p \times p}$, we use $\text{Exp}(x, \Sigma)$ as a shorthand to denote the function $\exp(-\frac{1}{2}x^\top \Sigma x)$.

Proof. We divide our proof into two different cases.

1. Case I: $r_n \leq C$. In the first case, our conclusion follows from Theorem 4 in D.2.1.
2. Case II: $r_n \rightarrow \infty$ and $r_n = o(n^{1/6})$. In the second case, our conclusion follows from Theorem 4. Details are provided in D.2.2.

\square

D.2.1 Case I: $r_n \leq C$

Theorem 4. Suppose that the conditions in Assumptions A and C are met with $r_n \leq C$ for a constant C . Then, it holds that

$$\lim_n \sup_{\mathbb{F}_n \in \mathcal{F}_n} \text{RD}_n^{(1)} = 0, \quad \lim_n \sup_{\mathbb{F}_n \in \mathcal{F}_n} \text{RD}_n^{(2)} = 0.$$

Proof. First, we prove that

$$\begin{aligned} \text{(i)} \quad & \sup_{\mathbb{F}_n \in \mathcal{F}_n} |\mathbb{E}_{\mathbb{F}_n} [W_0(\Upsilon_n)] - \mathbb{E}_{\mathcal{N}} [W_0(\mathcal{Z})]| \leq \frac{1}{\sqrt{n}}; \\ \text{(ii)} \quad & \sup_{\mathbb{F}_n \in \mathcal{F}_n} |\mathbb{E}_{\mathbb{F}_n} [\mathcal{H} \circ \mathcal{P}^{j \cdot E}(\Upsilon_n) \times W_0(\Upsilon_n)] - \mathbb{E}_{\mathcal{N}} [\mathcal{H} \circ \mathcal{P}^{j \cdot E}(\mathcal{Z}) \times W_0(\mathcal{Z})]| \leq \frac{1}{\sqrt{n}}. \end{aligned} \quad (34)$$

For the sake of brevity, we define the real-valued functions

$$G^{(1)}(z) = W_0(z), \quad G^{(2)}(z) = H \circ \mathcal{P}^{j \cdot E}(z) \times W_0(z).$$

We then apply the Stein bound in Proposition 3 with $G = G^{(l)}$ for $l \in \{1, 2\}$, and use the definitions of $\mathcal{W}_{\alpha, \kappa}$, $\Upsilon_n[-1]$, $e_{1,n}$, and $e_{1,n}^*$ provided in this result. Simplifying the Stein bound, we obtain

$$\begin{aligned} & \left| \mathbb{E}_{\mathbb{F}_n} [G^{(l)}(\Upsilon_n)] - \mathbb{E}_{\mathcal{N}} [G^{(l)}(\mathcal{Z})] \right| \\ & \lesssim \frac{1}{\sqrt{n}} \sum_{\substack{\lambda, \gamma \in \mathbb{N}: \\ \lambda + \gamma \leq 3}} \sum_{i_1, i_2, i_3} \mathbb{E}_{\mathbb{F}_n} \left[\|e_{1,n}\|^\lambda \|e_{1,n}^*\|^\gamma \sup_{\alpha, \kappa \in [0,1]} \int_0^1 \frac{\sqrt{t}}{2} \mathbb{E}_{\mathcal{N}} \left[\sum_{l=0}^3 \sqrt{t} \|\mathcal{W}_{\alpha, \kappa}\|^l + \sqrt{1-t} \|\mathcal{Z}\|^l \right] dt \right], \end{aligned} \quad (35)$$

by using the behavior of the pivot and weight function in Propositions 15 and 16, which yields:

$$\begin{aligned} \left| \partial_{i_1, i_2, i_3}^3 G^{(l)} \left(\sqrt{t} \mathcal{W}_{\alpha, \kappa} + \sqrt{1-t} z \right) \right| & \lesssim \sum_{l=0}^3 \left\| R^j \sqrt{t} \mathcal{W}_{\alpha, \kappa} + R^j \sqrt{1-t} z + L_n \right\|^l \\ & \lesssim \sum_{l=0}^3 \sqrt{t} \|\mathcal{W}_{\alpha, \kappa}\|^l + \sqrt{1-t} \|z\|^l. \end{aligned}$$

We conclude the proof by noting that the bound on the right-hand side of (35) satisfies:

$$\begin{aligned} & \frac{1}{\sqrt{n}} \sum_{\substack{\lambda, \gamma \in \mathbb{N}: \\ \lambda + \gamma \leq 3}} \sum_{i_1, i_2, i_3} \mathbb{E}_{\mathbb{F}_n} \left[\|e_{1,n}\|^\lambda \|e_{1,n}^*\|^\gamma \sup_{\alpha, \kappa \in [0,1]} \int_0^1 \frac{\sqrt{t}}{2} \mathbb{E}_{\mathcal{N}} \left[\sum_{l=0}^3 \sqrt{t} \|\mathcal{W}_{\alpha, \kappa}\|^l + \sqrt{1-t} \|\mathcal{Z}\|^l \right] dt \right] \\ & \lesssim \frac{1}{\sqrt{n}} \sum_{\lambda, \gamma \in \mathbb{N}: \lambda + \gamma \leq 3} \mathbb{E}_{\mathbb{F}_n} \left[\|e_{1,n}\|^\lambda \|e_{1,n}^*\|^\gamma \sup_{\alpha, \kappa \in [0,1]} \|\mathcal{W}_{\alpha, \kappa}\|^3 \right] \\ & \lesssim \frac{1}{\sqrt{n}} \sup_n \sup_{\mathbb{F}_n \in \mathcal{F}_n} \mathbb{E}_{\mathbb{F}_n} \left[\|e_{1,n}\|^6 \right], \end{aligned}$$

where the final display uses the independence of the variables $\Upsilon_n[-1]$, $e_{1,n}$, and $e_{1,n}^*$. At last, using Proposition 11, we note that

$$\sup_n \sup_{\mathbb{F}_n \in \mathcal{F}_n} \mathbb{E}_{\mathbb{F}_n} \left[\|e_{1,n}\|^6 \right] < \infty,$$

which proves the bounds in (34).

In the next step, we prove that

$$\mathbb{E}_{\mathcal{N}} [W_0(\mathcal{Z})] \geq C \quad (36)$$

To do so, observe that

$$\mathbb{E}_{\mathcal{N}}[W_0(\mathcal{Z})] \propto \mathbb{E}_{\mathcal{N}} \left[\int_{I_1^j}^{\infty} \exp \left\{ -\frac{1}{2} (Q^j t + R^j z + L_n)^\top \Omega^{-1} (Q^j t + R^j z + L_n) \right\} dt \right].$$

Choose C_0 , a positive constant, such that $\mathbb{P}_{\mathcal{N}}[\mathcal{Z} \in \mathcal{S}_{C_0}] \geq \frac{1}{2}$ for $\mathcal{S}_{C_0} = [-C_0 \cdot 1_p, C_0 \cdot 1_p]$. Using the parameterization in (33), we have that

$$\mathbb{E}_{\mathcal{N}}[W_0(\mathcal{Z})] \geq \mathbb{E}_{\mathcal{N}} \left[\int_{I_1^j}^{\infty} \exp \left\{ -\frac{1}{2} (Q^j t + R^j z - r_n \bar{b} - Q^j I_1^j)^\top \Omega^{-1} (Q^j t + R^j z - r_n \bar{b} - Q^j I_1^j) \right\} dt \times \mathbb{1}_{\mathcal{Z} \in \mathcal{S}} \right].$$

For $z \in \mathcal{S}_{C_0}$ and $r_n \leq C$, we have that

$$\exp \left\{ -\frac{1}{2} (Q^j t + R^j z - r_n \bar{b} - Q^j I_1^j)^\top \Omega^{-1} (Q^j t + R^j z - r_n \bar{b} - Q^j I_1^j) \right\} \geq C_1,$$

for a positive constant C_1 .

Based on the above-stated observation, we have

$$\mathbb{E}_{\mathcal{N}}[W_0(\mathcal{Z})] \geq C_1 \times \mathbb{P}_{\mathcal{N}}[\mathcal{Z} \in \mathcal{S}_{C_0}] \geq C_1 \times \frac{1}{2},$$

which proves (36).

In the definition of $\text{RD}_n^{(1)}$ and $\text{RD}_n^{(2)}$, we fix $\tilde{D}_n = \mathbb{R}^p$. Our proof is complete by combining the results in (34) and (36). \square

D.2.2 Case II: $r_n \rightarrow \infty$ and $r_n = o_p(n^{1/6})$

To analyze this case, we start by presenting some useful results.

Proposition 19. *There exist Lebesgue-almost everywhere differentiable functions $\mathcal{A}_n, \bar{\mathcal{A}}_n : \mathbb{R}^p \rightarrow \mathbb{R}$ such that the following assertions hold.*

1. For $Q^{j\top} \Omega^{-1} \bar{b} < 0$ and $m \in \{0, 1, 2, 3\}$, it holds that

$$W_0(z) = \text{Exp}(R^j z - r_n \bar{b}, \Omega^{-1}) \times \mathcal{A}_n(z), \text{ and } \sup_{\mathbb{F}_n \in \mathcal{F}_n} \sup_{z \in \mathcal{D}_n} |r_n| |\partial_{i_1, \dots, i_m}^m \mathcal{A}_n(z)| < \infty,$$

where $\mathcal{D}_n = [-c_0 r_n \cdot 1_p, c_0 r_n \cdot 1_p]$ and c_0 is a positive constant such that

$$c_0 < \frac{1}{2} \frac{|Q^{j\top} \Omega^{-1} \bar{b}|}{\sqrt{p} \|R^j \Omega^{-1} Q^j\|}.$$

2. For $Q^{j\top} \Omega^{-1} \bar{b} > 0$ and $m \in \{0, 1, 2, 3\}$, it holds that

$$W_0(z) = \text{Exp}(R^j z - r_n \bar{b}, \Theta) \times \bar{\mathcal{A}}_n(z) \text{ and } \sup_{\mathbb{F}_n \in \mathcal{F}_n} \sup_{z \in \mathbb{R}^p} |\partial_{i_1, \dots, i_m}^m \bar{\mathcal{A}}_n(z)| < \infty.$$

Proof. We consider two cases depending on the sign of the scalar $Q^{j\top} \Omega^{-1} \bar{b}$. First, let us consider the case

when $Q^{j\top}\Omega^{-1}\bar{b} < 0$. Observe that

$$\begin{aligned} W_0(z) &\propto \text{Exp}(R^j z + L_n, \Theta) \times \int_{I_1^j}^{\infty} \exp\left\{-\frac{Q^{j\top}\Omega^{-1}Q^j}{2}\left[t + \frac{Q^{j\top}\Omega^{-1}(R^j z + L_n)}{Q^{j\top}\Omega^{-1}Q^j}\right]^2\right\} dt \\ &\propto \text{Exp}(R^j z + L_n + Q^j I_1^j, \Theta) \times \int_{I_1^j}^{\infty} \exp\left\{-\frac{Q^{j\top}\Omega^{-1}Q^j}{2}\left[t + \frac{Q^{j\top}\Omega^{-1}(R^j z + L_n)}{Q^{j\top}\Omega^{-1}Q^j}\right]^2\right\} dt. \end{aligned} \quad (37)$$

We write the weight function $W_0(z)$ as

$$W_0(z) = \text{Exp}(R^j z + L_n + Q^j I_1^j, \Omega^{-1}) \times \mathcal{A}_n(z),$$

where

$$\begin{aligned} \mathcal{A}_n(z) &= C \exp\left\{\frac{1}{2}(R^j z + L_n + Q^j I_1^j)^\top \frac{\Omega^{-1}Q^j Q^{j\top}\Omega^{-1}}{Q^{j\top}\Omega^{-1}Q^j} (R^j z + L_n + Q^j I_1^j)\right\} \\ &\quad \times \int_{I_1^j}^{\infty} \exp\left\{-\frac{Q^{j\top}\Omega^{-1}Q^j}{2}\left[t + \frac{Q^{j\top}\Omega^{-1}(R^j z + L_n)}{Q^{j\top}\Omega^{-1}Q^j}\right]^2\right\} dt, \end{aligned}$$

for a constant C .

By substituting $\tilde{t} = t - I_1^j$ in the integral involved in the expression of $\mathcal{A}_n(z)$, we obtain

$$\begin{aligned} \mathcal{A}_n(z) &\propto \exp\left\{\frac{1}{2}(R^j z - r_n \bar{b})^\top \frac{\Omega^{-1}Q^j Q^{j\top}\Omega^{-1}}{Q^{j\top}\Omega^{-1}Q^j} (R^j z - r_n \bar{b})\right\} \\ &\quad \times \int_0^{\infty} \exp\left\{-\frac{1}{2}(R^j z - r_n \bar{b} + Q^j \tilde{t})^\top \frac{\Omega^{-1}Q^j Q^{j\top}\Omega^{-1}}{Q^{j\top}\Omega^{-1}Q^j} (R^j z - r_n \bar{b} + Q^j \tilde{t})\right\} d\tilde{t}. \end{aligned}$$

A direct algebraic simplification of the expression for $\mathcal{A}_n(z)$ leads us to:

$$\begin{aligned} \mathcal{A}_n(z) &\propto \int_0^{\infty} \exp\left\{-\frac{1}{2}\tilde{t}Q^{j\top}\Omega^{-1}Q^j\tilde{t}\right\} \times \exp\{-\tilde{t}Q^{j\top}\Omega^{-1}(R^j z - r_n \bar{b})\} d\tilde{t} \\ &\leq \int_0^{\infty} \exp\{-\tilde{t}Q^{j\top}\Omega^{-1}(R^j z - r_n \bar{b})\} d\tilde{t}. \end{aligned} \quad (38)$$

For $z \in \mathcal{D}_n$, we have

$$\mathcal{A}_n(z) \lesssim \frac{1}{Q^{j\top}\Omega^{-1}(R^j z - r_n \bar{b})} \lesssim \frac{1}{r_n |Q^{j\top}\Omega^{-1}\bar{b}|}.$$

This proves the assertion for $m = 0$.

From the display in (38), we note that

$$\partial^1 \mathcal{A}_n(z) \propto \int_0^{\infty} -\tilde{t}Q^{j\top}\Omega^{-1}R^j \exp\left\{-\frac{1}{2}\tilde{t}Q^{j\top}\Omega^{-1}Q^j\tilde{t}\right\} \times \exp\{-\tilde{t}Q^{j\top}\Omega^{-1}(R^j z - r_n \bar{b})\} d\tilde{t}.$$

This leads us to observe that

$$\begin{aligned} |\partial_{i_1}^1 \mathcal{A}_n(z)| &\lesssim \int_0^{\infty} -\tilde{t} \exp\{-\tilde{t}Q^{j\top}\Omega^{-1}(R^j z - r_n \bar{b})\} d\tilde{t} \\ &= \frac{1}{[Q^{j\top}\Omega^{-1}(R^j z - r_n \bar{b})]^2}. \end{aligned}$$

As a result, our assertion follows for $m = 1$ whenever $z \in \mathcal{D}_n$. A similar strategy is applied to obtain the

conclusions for $|\partial_{i_1, i_2}^2 \mathcal{A}_n(z)|$ and $|\partial_{i_1, i_2, i_3}^3 \mathcal{A}_n(z)|$.

Now, we consider the case when $Q^{j\top} \Omega^{-1} \bar{b} > 0$. We return to the display in (37) and observe that

$$W_0(z) = \text{Exp} \left(R^j z + L_n + Q^j I_1^j, \Theta \right) \times \bar{\mathcal{A}}_n(z),$$

where

$$\bar{\mathcal{A}}_n(z) = \bar{C} \int_{I_1^j}^{\infty} \exp \left\{ -\frac{Q^{j\top} \Omega^{-1} Q^j}{2} \left[t + \frac{Q^{j\top} \Omega^{-1} (R^j z + L_n)}{Q^{j\top} \Omega^{-1} Q^j} \right]^2 \right\} dt,$$

for a constant \bar{C} .

The conclusions for $|\partial_{i_1}^1 \bar{\mathcal{A}}_n(z)|$, $|\partial_{i_1, i_2}^2 \bar{\mathcal{A}}_n(z)|$ and $|\partial_{i_1, i_2, i_3}^3 \bar{\mathcal{A}}_n(z)|$ now follow directly after we apply the Leibniz integral rule. \square

Proposition 20. *Suppose that $Q^{j\top} \Omega^{-1} \bar{b} < 0$. It holds that*

$$\begin{aligned} \mathbb{E}_{\mathcal{N}} [W_0(\mathcal{Z})] &\propto \text{Exp} \left(Q^j I_1^j + L_n, (\Omega + R^j R^{j\top})^{-1} - \frac{(\Omega + R^j R^{j\top})^{-1} Q^j Q^{j\top} (\Omega + R^j R^{j\top})^{-1}}{Q^{j\top} (\Omega + R^j R^{j\top})^{-1} Q^j} \right) \\ &\quad \times \mathbb{P}(I_1^j \leq \mathcal{T}_n \leq \infty), \end{aligned}$$

where \mathcal{T}_n is distributed as

$$\mathcal{N} \left(-[Q^{j\top} (\Omega + R^j R^{j\top})^{-1} Q^j]^{-1} Q^{j\top} (\Omega + R^j R^{j\top})^{-1} L_n, [Q^{j\top} (\Omega + R^j R^{j\top})^{-1} Q^j]^{-1} \right).$$

Proof. We change the order of integration to write

$$\begin{aligned} \mathbb{E}_{\mathcal{N}} [W_0(\mathcal{Z})] &= \mathbb{E}_{\mathcal{N}} \left[\int_{I_1^j}^{\infty} \phi(Q^j t + R^j \mathcal{Z} + L_n; 0_p, \Omega) dt \right] \\ &= \int_{I_1^j}^{\infty} \mathbb{E}_{\mathcal{N}} [\phi(Q^j t + R^j \mathcal{Z} + L_n; 0_p, \Omega)] dt. \end{aligned}$$

We simplify the expectation in the integrand as:

$$\begin{aligned} &\mathbb{E}_{\mathcal{N}} [\phi(Q^j t + R^j \mathcal{Z} + L_n; 0_p, \Omega)] \\ &= \int_{\mathbb{R}^p} \phi(Q^j t + R^j \mathcal{Z} + L_n; 0_p, \Omega) \phi(\mathcal{Z}; 0_p, I_{p,p}) d\mathcal{Z} \\ &\propto \int_{\mathbb{R}^p} \exp \left\{ -\frac{1}{2} (Q^j t + R^j \mathcal{Z} + L_n)^\top \Omega^{-1} (Q^j t + R^j \mathcal{Z} + L_n) - \frac{1}{2} \mathcal{Z}^\top \mathcal{Z} \right\} d\mathcal{Z} \\ &\propto \exp \left\{ -\frac{1}{2} (Q^j t + L_n)^\top \left[\Omega^{-1} - \Omega^{-1} R^j (I_{p,p} + R^{j\top} \Omega^{-1} R^j)^{-1} R^{j\top} \Omega^{-1} \right] (Q^j t + L_n) \right\} \\ &\quad \times \int_{\mathbb{R}^p} \exp \left\{ -\frac{1}{2} (\mathcal{Z} - \xi_n)^\top (I_{p,p} + R^{j\top} \Omega^{-1} R^j) (\mathcal{Z} - \xi_n) \right\} d\mathcal{Z} \end{aligned} \tag{39}$$

where

$$\xi_n = -(I_{p,p} + R^{j\top} \Omega^{-1} R^j)^{-1} R^{j\top} \Omega^{-1} (Q^j t + L_n).$$

Using the Woodbury matrix identity, we have

$$\Omega^{-1} - \Omega^{-1} R^j (I_{p,p} + R^{j\top} \Omega^{-1} R^j)^{-1} R^{j\top} \Omega^{-1} = (\Omega + R^j R^{j\top})^{-1},$$

which implies that

$$\mathbb{E}_{\mathcal{N}} \left[\phi(Q^j t + R^j \mathcal{Z} + L_n; 0_p, \Omega) \right] \propto \exp \left\{ -\frac{1}{2} (Q^j t + L_n)^\top (\Omega + R^j R^{j\top})^{-1} (Q^j t + L_n) \right\}.$$

Plugging the simplified integrand into our integral, we note that

$$\begin{aligned} \mathbb{E}_{\mathcal{N}} [W_0(\mathcal{Z})] &\propto \int_{I_1^j}^{\infty} \exp \left\{ -\frac{1}{2} t^2 Q^{j\top} (\Omega + R^j R^{j\top})^{-1} Q^j - t Q^{j\top} (\Omega + R^j R^{j\top})^{-1} L_n \right. \\ &\quad \left. - \frac{1}{2} L_n^\top (\Omega + R^j R^{j\top})^{-1} L_n \right\} dt \\ &\propto \int_{I_1^j}^{\infty} \exp \left\{ -\frac{1}{2} Q^{j\top} (\Omega + R^j R^{j\top})^{-1} Q^j \left(t + \frac{Q^{j\top} (\Omega + R^j R^{j\top})^{-1} L_n}{Q^{j\top} (\Omega + R^j R^{j\top})^{-1} Q^j} \right)^2 \right\} \\ &\quad \times \exp \left\{ -\frac{1}{2} L_n^\top \left[(\Omega + R^j R^{j\top})^{-1} - \frac{(\Omega + R^j R^{j\top})^{-1} Q^j Q^{j\top} (\Omega + R^j R^{j\top})^{-1}}{Q^{j\top} (\Omega + R^j R^{j\top})^{-1} Q^j} \right] L_n \right\} dt. \end{aligned}$$

Noting that

$$\begin{aligned} &\text{Exp} \left(L_n, (\Omega + R^j R^{j\top})^{-1} - \frac{(\Omega + R^j R^{j\top})^{-1} Q^j Q^{j\top} (\Omega + R^j R^{j\top})^{-1}}{Q^{j\top} (\Omega + R^j R^{j\top})^{-1} Q^j} \right) \\ &= \text{Exp} \left(Q^j I_1^j + L_n, (\Omega + R^j R^{j\top})^{-1} - \frac{(\Omega + R^j R^{j\top})^{-1} Q^j Q^{j\top} (\Omega + R^j R^{j\top})^{-1}}{Q^{j\top} (\Omega + R^j R^{j\top})^{-1} Q^j} \right), \end{aligned}$$

we conclude that $\mathbb{E}_{\mathcal{N}} [W_0(\mathcal{Z})]$ is proportional to

$$\text{Exp} \left(Q^j I_1^j + L_n, (\Omega + R^j R^{j\top})^{-1} - \frac{(\Omega + R^j R^{j\top})^{-1} Q^j Q^{j\top} (\Omega + R^j R^{j\top})^{-1}}{Q^{j\top} (\Omega + R^j R^{j\top})^{-1} Q^j} \right) \times \mathbb{P}(I_1^j \leq \mathcal{T}_n \leq \infty).$$

□

Proposition 21. *For sufficiently large n , it holds that:*

- (i) $\mathbb{E}_{\mathcal{N}} [W_0(\mathcal{Z})] \gtrsim \text{Exp} \left(-r_n \bar{b}, [\Theta^{-1} + R^j R^{j\top}]^{-1} \right)$ for $Q^{j\top} \Omega^{-1} \bar{b} < 0$;
- (ii) $\mathbb{E}_{\mathcal{N}} [W_0(\mathcal{Z})] \gtrsim r_n^{-1} \text{Exp} \left(-r_n \bar{b}, [\Omega + R^j R^{j\top}]^{-1} \right)$ for $Q^{j\top} \Omega^{-1} \bar{b} > 0$.

Proof. We begin with the proof of the assertion in (i). We have that

$$W_0(\mathcal{Z}) \propto \text{Exp} (R^j \mathcal{Z} - r_n \bar{b}, \Theta) \times \int_0^\infty \exp \left\{ -\frac{Q^{j\top} \Omega^{-1} Q^j}{2} \left[t + \frac{Q^{j\top} \Omega^{-1} (R^j \mathcal{Z} - r_n \bar{b})}{Q^{j\top} \Omega^{-1} Q^j} \right]^2 \right\} dt.$$

Define the set $\mathcal{S}_n = \{\mathcal{Z} : Q^{j\top} \Omega^{-1} (R^j \mathcal{Z} - r_n \bar{b}) < 0\}$. Since

$$\int_0^\infty \exp \left\{ -\frac{Q^{j\top} \Omega^{-1} Q^j}{2} \left[t + \frac{Q^{j\top} \Omega^{-1} (R^j \mathcal{Z} - r_n \bar{b})}{Q^{j\top} \Omega^{-1} Q^j} \right]^2 \right\} dt \gtrsim \frac{1}{2} \quad \text{for } \mathcal{Z} \in \mathcal{S}_n,$$

it holds that

$$W_0(\mathcal{Z}) \gtrsim \text{Exp}(R^j \mathcal{Z} - r_n \bar{b}, \Theta) \times \mathbb{1}_{\mathcal{Z} \in \mathcal{S}_n}.$$

Then, we conclude that

$$\begin{aligned} \mathbb{E}_{\mathcal{N}}[W_0(\mathcal{Z})] &\gtrsim \mathbb{E}_{\mathcal{N}}[\text{Exp}(R^j \mathcal{Z} - r_n \bar{b}, \Theta) \mathbb{1}_{\mathcal{Z} \in \mathcal{S}_n}] \\ &\gtrsim \mathbb{E}_{\mathcal{N}}[\text{Exp}(R^j \mathcal{Z} - r_n \bar{b}, \Theta)] - \mathbb{E}_{\mathcal{N}}[\text{Exp}(R^j \mathcal{Z} - r_n \bar{b}, \Theta) \mathbb{1}_{\mathcal{Z} \in \mathcal{S}_n^c}] \\ &\gtrsim \frac{1}{2} \mathbb{E}_{\mathcal{N}}[\text{Exp}(R^j \mathcal{Z} - r_n \bar{b}, \Theta)]. \end{aligned}$$

Integrating with respect to \mathcal{Z} and applying the Woodbury matrix identity, we note that

$$\mathbb{E}_{\mathcal{N}}[\text{Exp}(R^j \mathcal{Z} - r_n \bar{b}, \Theta)] = \text{Exp}\left(-r_n \bar{b}, [\Theta^{-1} + R^j R^{j\top}]^{-1}\right).$$

Our conclusion thus follows.

For the assertion in (ii), note that

$$\begin{aligned} \mathbb{P}(I_1^j \leq \mathcal{T}_n \leq \infty) &\propto \int_{I_1^j}^{\infty} \exp\left\{-\frac{1}{2} Q^{j\top} (\Omega + R^j R^{j\top})^{-1} Q^j \left(t - I_1^j + \frac{Q^{j\top} (\Omega + R^j R^{j\top})^{-1} (Q^j I_1^j + L_n)}{Q^{j\top} (\Omega + R^j R^{j\top})^{-1} Q^j}\right)^2\right\} dt \\ &\propto \int_0^{\infty} \exp\left\{-\frac{1}{2} Q^{j\top} (\Omega + R^j R^{j\top})^{-1} Q^j \left(\tilde{t} + \frac{Q^{j\top} (\Omega + R^j R^{j\top})^{-1} (Q^j I_1^j + L_n)}{Q^{j\top} (\Omega + R^j R^{j\top})^{-1} Q^j}\right)^2\right\} d\tilde{t}, \end{aligned} \quad (40)$$

through a change of variable $\tilde{t} = t - I_1^j$.

When $Q^{j\top} (\Omega + R^j R^{j\top})^{-1} (Q^j I_1^j + L_n) > 0$, we apply the Mill's ratio bound to note that

$$\begin{aligned} \mathbb{P}(I_1^j \leq \mathcal{T}_n \leq \infty) &\geq \left(\frac{Q^{j\top} (\Omega + R^j R^{j\top})^{-1} (Q^j I_1^j + L_n)}{Q^{j\top} (\Omega + R^j R^{j\top})^{-1} Q^j}\right)^{-1} \times \left[1 - \left(\frac{Q^{j\top} (\Omega + R^j R^{j\top})^{-1} (Q^j I_1^j + L_n)}{Q^{j\top} (\Omega + R^j R^{j\top})^{-1} Q^j}\right)^{-2}\right] \\ &\quad \times \text{Exp}\left(Q^j I_1^j + L_n, \frac{(\Omega + R^j R^{j\top})^{-1} Q^j Q^{j\top} (\Omega + R^j R^{j\top})^{-1}}{Q^{j\top} (\Omega + R^j R^{j\top})^{-1} Q^j}\right). \end{aligned}$$

This yields:

$$\begin{aligned} \mathbb{E}_{\mathcal{N}}[W_0(\mathcal{Z})] &\geq \left(\frac{Q^{j\top} (\Omega + R^j R^{j\top})^{-1} (Q^j I_1^j + L_n)}{Q^{j\top} (\Omega + R^j R^{j\top})^{-1} Q^j}\right)^{-1} \times \left[1 - \left(\frac{Q^{j\top} (\Omega + R^j R^{j\top})^{-1} (Q^j I_1^j + L_n)}{Q^{j\top} (\Omega + R^j R^{j\top})^{-1} Q^j}\right)^{-2}\right] \\ &\quad \times \text{Exp}\left(Q^j I_1^j + L_n, \frac{(\Omega + R^j R^{j\top})^{-1} Q^j Q^{j\top} (\Omega + R^j R^{j\top})^{-1}}{Q^{j\top} (\Omega + R^j R^{j\top})^{-1} Q^j}\right) \\ &\quad \times \text{Exp}\left(Q^j I_1^j + L_n, (\Omega + R^j R^{j\top})^{-1} - \frac{(\Omega + R^j R^{j\top})^{-1} Q^j Q^{j\top} (\Omega + R^j R^{j\top})^{-1}}{Q^{j\top} (\Omega + R^j R^{j\top})^{-1} Q^j}\right) \\ &= \left(\frac{Q^{j\top} (\Omega + R^j R^{j\top})^{-1} (Q^j I_1^j + L_n)}{Q^{j\top} (\Omega + R^j R^{j\top})^{-1} Q^j}\right)^{-1} \times \left[1 - \left(\frac{Q^{j\top} (\Omega + R^j R^{j\top})^{-1} (Q^j I_1^j + L_n)}{Q^{j\top} (\Omega + R^j R^{j\top})^{-1} Q^j}\right)^{-2}\right] \\ &\quad \times \text{Exp}\left(Q^j I_1^j + L_n, [\Omega + R^j R^{j\top}]^{-1}\right). \end{aligned}$$

Using the parameterization $Q^j I_1^j + L_n = -r_n \bar{b}$, we conclude that

$$\mathbb{E}_{\mathcal{N}} [W_0(\mathcal{Z})] \gtrsim r_n^{-1} \text{Exp} \left(-r_n \bar{b}, [\Omega + R^j R^{j\top}]^{-1} \right).$$

When $Q^{j\top}(\Omega + R^j R^{j\top})^{-1}(Q^j I_1^j + L_n) < 0$, we note that

$$\mathbb{P}(I_1^j \leq \mathcal{T}_n \leq \infty) \geq \frac{1}{2}$$

in (40). Therefore, for sufficiently large n , we have

$$\begin{aligned} \mathbb{E}_{\mathcal{N}} [W_0(\mathcal{Z})] &\gtrsim \frac{1}{2} \text{Exp} \left(-r_n \bar{b}, (\Omega + R^j R^{j\top})^{-1} - \frac{(\Omega + R^j R^{j\top})^{-1} Q^j Q^{j\top} (\Omega + R^j R^{j\top})^{-1}}{Q^{j\top} (\Omega + R^j R^{j\top})^{-1} Q^j} \right) \\ &\gtrsim \text{Exp} \left(-r_n \bar{b}, (\Omega + R^j R^{j\top})^{-1} \right). \end{aligned}$$

□

Lemma 4. Suppose that

$$\Xi_t(z) = \begin{cases} \frac{1}{2}(\sqrt{t}R^j z - \bar{b})^\top [\Omega + R^j R^{j\top} (1-t)]^{-1}(\sqrt{t}R^j z - \bar{b}), & \text{if } t \in (0, 1], \\ 0, & \text{if } t = 0. \end{cases}$$

For sufficiently large n and $\mathbb{F}_n \in \mathcal{F}_n$ under Assumptions **A** and **D**, we have that

$$r_n^{-2} \log \mathbb{E}_{\mathbb{F}_n} \left[\exp \left(-r_n^2 \Xi_t \left(\frac{\Upsilon_n}{r_n} \right) \right) \mathbb{1}_{\mathcal{R}_t}(r_n^{-1} \Upsilon_n) \right] \leq - \inf_{z \in \mathcal{R}_t} \left(\frac{1}{2} z^\top z + \Xi_t(z) \right),$$

where $\mathcal{R}_t = [-c_1 \cdot 1_p, c_1 \cdot 1_p]$ for $c_1 > 0$ and $t \in (0, 1]$, and \mathcal{R}_0 is the complement of $[-c_1 \cdot 1_p, c_1 \cdot 1_p]$.

Proof. Due to the assertion (i) in Proposition 12, we have that Υ_n has a finite moment generating function in the neighborhood of the origin. It ensures that Υ_n satisfies a large deviation principle with rate function $I(z) = \|z\|^2/2$. An application of Varadhan's large deviation lemma yields that

$$\begin{aligned} r_n^{-2} \log \mathbb{E}_{\mathbb{F}_n} \left[\exp \left(-r_n^2 \Xi_t \left(\frac{\Upsilon_n}{r_n} \right) \right) \mathbb{1}_{\mathcal{R}_t}(r_n^{-1} \Upsilon_n) \right] &\leq \sup_{z \in \mathcal{R}_t} \left(-\frac{\|z\|^2}{2} - \Xi_t(z) \right) \\ &= - \inf_{z \in \mathcal{R}_t} \left(\frac{1}{2} z^\top z + \Xi_t(z) \right) \end{aligned}$$

for sufficiently large n and $\mathbb{F}_n \in \mathcal{F}_n$. □

Proposition 22. Let $\mathcal{W}_{\alpha, \kappa}$ be as defined in Proposition 3. Under Assumptions **A** and **D**, we have

$$\sup_n \sup_{\mathbb{F}_n \in \mathcal{F}_n} \frac{\mathbb{E}_{\mathbb{F}_n} \left[\|e_{1,n}\|^\lambda \|e_{1,n}^*\|^\gamma \sup_{\alpha, \kappa \in [0, 1]} \left| \int_0^1 \sqrt{t} \text{Exp} \left(R^j \sqrt{t} \mathcal{W}_{\alpha, \kappa} - r_n \bar{b}, [\Omega + R^j R^{j\top} (1-t)]^{-1} \right) dt \right| \right]}{\text{Exp} \left(-r_n \bar{b}, [\Omega + R^j R^{j\top}]^{-1} \right)} < \infty,$$

for $\lambda, \gamma \in \mathbb{N}$ such that $\lambda + \gamma \leq 3$.

Proof. Denote by ϱ_{\max} the largest eigenvalue of $(\Omega + R^j R^{j\top})$. Let

$$\Pi(t) = \left\{ t R^{j\top} [\Omega + R^j R^{j\top} (1-t)]^{-1} R + I_{p,p} \right\}^{-1} R^{j\top} [\Omega + R^j R^{j\top} (1-t)]^{-1},$$

and let $\Pi_k(t)$ be the k^{th} row of $\Pi(t)$, and let $\|\Pi_k(t)\|_{\max} = \max_{k \in [p]} \|\Pi_k(t)\|_2$. Fix

$$c_1 > \max \left(\varrho_{\max}^{1/2} \times (\|\bar{b}\| + 1), \sup_{t \in [0,1]} \|\Pi_k(t)\|_{\max} \times (\|\bar{b}\| + 1) \right).$$

Observe that

$$\begin{aligned} & \mathbb{E}_{\mathbb{F}_n} \left[\|e_{1,n}\|^\lambda \|e_{1,n}^*\|^\gamma \sup_{\alpha, \kappa \in [0,1]} \left| \int_0^1 \sqrt{t} \text{Exp} \left(R^j \sqrt{t} \mathcal{W}_{\alpha, \kappa} - r_n \bar{b}, [\Omega + R^j R^{j\top} (1-t)]^{-1} \right) dt \right| \right] \\ & \leq \mathbb{E}_{\mathbb{F}_n} \left[\|e_{1,n}\|^\lambda \|e_{1,n}^*\|^\gamma \sup_{\alpha, \kappa \in [0,1]} \left| \int_0^1 \sqrt{t} \text{Exp} \left(R^j \sqrt{t} \mathcal{W}_{\alpha, \kappa} - r_n \bar{b}, [\Omega + R^j R^{j\top} (1-t)]^{-1} \right) \mathbb{1}_{\mathcal{R}_t}(r_n^{-1} \Upsilon_n[-1]) dt \right| \right] \\ & \quad + \mathbb{E}_{\mathbb{F}_n} \left[\|e_{1,n}\|^\lambda \|e_{1,n}^*\|^\gamma \mathbb{1}_{\mathcal{R}_0}(r_n^{-1} \Upsilon_n[-1]) \right], \end{aligned}$$

where $\mathcal{R}_t = [-c_1 \cdot 1_p, c_1 \cdot 1_p] \subseteq \mathbb{R}^p$, for $t \in (0, 1]$, and $\mathcal{R}_0 = \mathcal{R}_1^c$.

Note that we can further write:

$$\begin{aligned} & \mathbb{E}_{\mathbb{F}_n} \left[\|e_{1,n}\|^\lambda \|e_{1,n}^*\|^\gamma \sup_{\alpha, \kappa \in [0,1]} \left| \int_0^1 \sqrt{t} \text{Exp} \left(R^j \sqrt{t} \mathcal{W}_{\alpha, \kappa} - r_n \bar{b}, [\Omega + R^j R^{j\top} (1-t)]^{-1} \right) dt \right| \right] \\ & \leq \mathbb{E}_{\mathbb{F}_n} \left[\|e_{1,n}\|^\lambda \|e_{1,n}^*\|^\gamma \exp(\chi \|e_{1,n}\|) \right] \\ & \quad \times \int_0^1 \sqrt{t} \mathbb{E}_{\mathbb{F}_n} \left[\text{Exp} \left(\sqrt{t} R^j \Upsilon_n[-1] - r_n \bar{b}, [\Omega + R^j R^{j\top} (1-t)]^{-1} \right) \mathbb{1}_{\mathcal{R}_t}(r_n^{-1} \Upsilon_n[-1]) \right] dt \\ & \quad + \mathbb{E}_{\mathbb{F}_n} \left[\|e_{1,n}\|^\lambda \|e_{1,n}^*\|^\gamma \right] \mathbb{E}_{\mathbb{F}_n} \left[\mathbb{1}_{\mathcal{R}_0}(r_n^{-1} \Upsilon_n[-1]) \right], \end{aligned}$$

for some positive constant χ .

Define

$$\Xi_t(z) := \frac{1}{2} (\sqrt{t} R^j z - \bar{b})^\top [\Omega + R^j R^{j\top} (1-t)]^{-1} (\sqrt{t} R^j z - \bar{b}).$$

Then, we have that

$$\begin{aligned} & \frac{\int_0^1 \sqrt{t} \mathbb{E}_{\mathbb{F}_n} \left[\text{Exp} \left(\sqrt{t} R^j \Upsilon_n[-1] - r_n \bar{b}, [\Omega + R^j R^{j\top} (1-t)]^{-1} \right) \mathbb{1}_{\mathcal{R}_t}(r_n^{-1} \Upsilon_n[-1]) \right] dt}{\text{Exp} \left(-r_n \bar{b}, [\Omega + R^j R^{j\top}]^{-1} \right)} \\ & \leq \sup_n \sup_{\mathbb{F}_n \in \mathcal{F}_n} \sup_{t \in (0,1]} \frac{\mathbb{E}_{\mathbb{F}_n} \left[\exp \left(-r_n^2 \Xi_t(r_n^{-1} \Upsilon_n[-1]) \right) \mathbb{1}_{[-c_1 \cdot 1_p, c_1 \cdot 1_p]}(r_n^{-1} \Upsilon_n[-1]) \right] \int_0^1 \sqrt{t} dt}{\text{Exp} \left(-r_n \bar{b}, [\Omega + R^j R^{j\top}]^{-1} \right)} \end{aligned} \quad (41)$$

By applying Lemma 4, we have

$$\sup_n \sup_{\mathbb{F}_n \in \mathcal{F}_n} \sup_{t \in (0,1]} \frac{\mathbb{E}_{\mathbb{F}_n} \left[\exp \left\{ -r_n^2 \Xi_t(r_n^{-1} \Upsilon_n[-1]) \right\} \mathbb{1}_{[-c_1 \cdot 1_p, c_1 \cdot 1_p]}(r_n^{-1} \Upsilon_n[-1]) \right]}{\text{Exp} \left(-r_n \bar{b}, [\Omega + R^j R^{j\top}]^{-1} \right)} < \infty.$$

Thus, we conclude that the display on the right-hand side of (41) is bounded by a constant.

Using Lemma 4 once again, we have

$$\frac{\mathbb{E}_{\mathbb{F}_n} [\mathbb{1}_{\mathcal{R}_0}(r_n^{-1}\Upsilon_n[-1])]}{\text{Exp}(-r_n\bar{b}, [\Omega + R^j R^{j\top}]^{-1})} \leq \sup_n \sup_{\mathbb{F}_n \in \mathcal{F}_n} \frac{\mathbb{E}_{\mathbb{F}_n} [\mathbb{1}_{\mathcal{R}_0}(r_n^{-1}\Upsilon_n[-1])]}{\text{Exp}(-r_n\bar{b}, [\Omega + R^j R^{j\top}]^{-1})} < \infty,$$

which follows from our choice of c_1 .

Our proof is complete as

$$\sup_n \sup_{\mathbb{F}_n \in \mathcal{F}_n} \mathbb{E}_{\mathbb{F}_n} [\|e_{1,n}\|^\lambda \exp(\chi\|e_{1,n}\|)] < \infty, \quad \sup_n \sup_{\mathbb{F}_n \in \mathcal{F}_n} \mathbb{E}_{\mathbb{F}_n} [\|e_{1,n}^*\|^\gamma] < \infty,$$

based on the moment bounds in Proposition 11. \square

Theorem 5. *Suppose that the conditions in Assumptions A, C and D are met with $r_n \rightarrow \infty$ and $r_n = o(n^{1/6})$. Then, it holds that*

$$\lim_n \sup_{\mathbb{F}_n \in \mathcal{F}_n} \text{RD}_n^{(1)} = 0, \quad \lim_n \sup_{\mathbb{F}_n \in \mathcal{F}_n} \text{RD}_n^{(2)} = 0.$$

Proof. We focus on the case when $Q^{j\top} \Omega^{-1} \bar{b} > 0$. The proof strategy applies similarly to the other case when $Q^{j\top} \Omega^{-1} \bar{b} < 0$.

First, we prove that

$$\begin{aligned} \text{(i)} \quad & \sup_{\mathbb{F}_n \in \mathcal{F}_n} |\mathbb{E}_{\mathbb{F}_n} [W_0(\Upsilon_n) \mathbb{1}_{\mathcal{D}_n}(\Upsilon_n)] - \mathbb{E}_{\mathcal{N}} [W_0(\mathcal{Z}) \mathbb{1}_{\mathcal{D}_n}(\mathcal{Z})]| \leq \frac{r_n^2}{\sqrt{n}} \text{Exp}(-r_n\bar{b}, [\Omega + R^j R^{j\top}]^{-1}); \\ \text{(ii)} \quad & \sup_{\mathbb{F}_n \in \mathcal{F}_n} |\mathbb{E}_{\mathbb{F}_n} [\mathcal{H} \circ \mathcal{P}^{j \cdot E}(\Upsilon_n) \times W_0(\Upsilon_n) \mathbb{1}_{\mathcal{D}_n}(\Upsilon_n)] - \mathbb{E}_{\mathcal{N}} [\mathcal{H} \circ \mathcal{P}^{j \cdot E}(\mathcal{Z}) \times W_0(\mathcal{Z}) \mathbb{1}_{\mathcal{D}_n}(\mathcal{Z})]| \\ & \leq \frac{r_n^2}{\sqrt{n}} \text{Exp}(-r_n\bar{b}, [\Omega + R^j R^{j\top}]^{-1}). \end{aligned} \tag{42}$$

Consider the real-valued functions

$$\begin{aligned} \bar{G}^{(1)}(z) &= \text{Exp}(R^j z + L_n + Q^j I_1^j, \Omega^{-1}) \times \mathcal{A}_n(z) \mathbb{1}_{\mathcal{D}_n}(z), \\ \bar{G}^{(2)}(z) &= \mathcal{H} \circ \mathcal{P}^{j \cdot E}(z) \times \text{Exp}(R^j z + L_n + Q^j I_1^j, \Omega^{-1}) \times \mathcal{A}_n(z) \mathbb{1}_{\mathcal{D}_n}(z), \end{aligned}$$

where the function \mathcal{A}_n and the set \mathcal{D}_n are as defined in Proposition 19. On the set \mathcal{D}_n , $\bar{G}^{(1)}(z)$ and $\bar{G}^{(2)}(z)$ are equal to $W_0(z)$ and $\mathcal{H} \circ \mathcal{P}^{j \cdot E}(z) \times W_0(z)$, respectively.

To establish (42), we use the Stein bound from Proposition 3 with $G = \bar{G}^{(l)}$ for $l \in \{1, 2\}$, and use the definitions of $\mathcal{W}_{\alpha, \kappa}$, $\Upsilon_n[-1]$, $e_{1,n}$, and $e_{1,n}^*$ provided in this result. Using the properties of our pivot, W_0 and \mathcal{A}_n as derived in Propositions 15, 16, and 19, we note that

$$\begin{aligned} \left| \partial_{i_1, i_2, i_3}^3 \bar{G}^{(l)}(\sqrt{t} \mathcal{W}_{\alpha, \kappa} + \sqrt{1-t} z) \right| &\lesssim \sum_{l=0}^3 r_n^{-1} \|R^j \sqrt{t} \mathcal{W}_{\alpha, \kappa} + R^j \sqrt{1-t} z + L_n\|^l \\ &\times \text{Exp}(R^j \sqrt{t} \mathcal{W}_{\alpha, \kappa} + R^j \sqrt{1-t} z + L_n, \Omega^{-1}). \end{aligned}$$

After taking expectations, it holds that

$$\begin{aligned}
& \mathbb{E}_{\mathcal{N}} \left[\left| \partial_{i_1, i_2, i_3}^3 \bar{G}^{(l)} \left(\sqrt{t} \mathcal{W}_{\alpha, \kappa} + \sqrt{1-t} \mathcal{Z} \right) \right| \right] \\
& \lesssim \sum_{\substack{\lambda, \gamma \in \mathbb{N}: \\ \lambda + \gamma \leq 3}} r_n^{-1} \|\mathcal{W}_{\alpha, \kappa}\|^\lambda \|L_n\|^\gamma \text{Exp} \left(R^j \sqrt{t} \mathcal{W}_{\alpha, \kappa} + L_n, [\Omega + R^j R^{j\top} (1-t)]^{-1} \right) \\
& \lesssim \sum_{\substack{\bar{\lambda}, \bar{\kappa}, \check{\lambda}, \check{\kappa} \in \mathbb{N}: \\ \bar{\lambda} + \bar{\kappa} + \check{\lambda} + \check{\kappa} \leq 3}} r_n^{\check{\lambda}-1} \|\Upsilon_n[-1]\|^\check{\kappa} \left\| \frac{e_{1,n}}{\sqrt{n}} \right\|^\bar{\lambda} \left\| \frac{e_{1,n}^*}{\sqrt{n}} \right\|^\bar{\kappa} \text{Exp} \left(R^j \sqrt{t} \mathcal{W}_{\alpha, \kappa} - r_n \bar{b}, [\Omega + R^j R^{j\top} (1-t)]^{-1} \right).
\end{aligned}$$

By plugging this result into the bound derived in Proposition 3, we conclude that

$$\begin{aligned}
& \left| \mathbb{E}_{\mathbb{F}_n} [\bar{G}^{(l)}(\Upsilon_n)] - \mathbb{E}_{\mathcal{N}} [\bar{G}^{(l)}(\mathcal{Z})] \right| \\
& \lesssim \frac{1}{\sqrt{n}} \sum_{\substack{\lambda, \gamma \in \mathbb{N}: \\ \lambda + \gamma \leq 3}} \sum_{i_1, i_2, i_3 \in [p]} \mathbb{E}_{\mathbb{F}_n} \left[\|e_{1,n}\|^\lambda \|e_{1,n}^*\|^\gamma \sup_{\alpha, \kappa \in [0,1]} \int_0^1 \frac{\sqrt{t}}{2} \right. \\
& \times \sum_{\substack{\bar{\lambda}, \bar{\kappa}, \check{\lambda}, \check{\kappa} \in \mathbb{N}: \\ \bar{\lambda} + \bar{\kappa} + \check{\lambda} + \check{\kappa} \leq 3}} r_n^{\check{\lambda}-1} \|\Upsilon_n[-1]\|^\check{\kappa} \left\| \frac{e_{1,n}}{\sqrt{n}} \right\|^\bar{\lambda} \left\| \frac{e_{1,n}^*}{\sqrt{n}} \right\|^\bar{\kappa} \text{Exp} \left(R^j \sqrt{t} \mathcal{W}_{\alpha, \kappa} - r_n \bar{b}, [\Omega + R^j R^{j\top} (1-t)]^{-1} \right) dt \Big].
\end{aligned}$$

To complete our proof, we simplify the bound on the right-hand side when

$$\bar{\lambda} = \bar{\kappa} = \check{\kappa} = 0, \check{\lambda} = 3,$$

noting that the same approach can be used for different values of $\bar{\lambda}, \bar{\kappa}, \check{\lambda}, \check{\kappa}$. Using Proposition 22 in the last step gives us:

$$\sup_{\mathbb{F}_n \in \mathcal{F}_n} \left| \mathbb{E}_{\mathbb{F}_n} [\bar{G}^{(l)}(\Upsilon_n)] - \mathbb{E}_{\mathcal{N}} [\bar{G}^{(l)}(\mathcal{Z})] \right| \lesssim \frac{r_n^2}{\sqrt{n}} \text{Exp} \left(-r_n \bar{b}, [\Omega + R^j R^{j\top}]^{-1} \right).$$

This concludes our proof for (42).

It is immediate from Proposition 21 that

$$\mathbb{E}_{\mathcal{N}} [W_0(\mathcal{Z})] \geq r_n^{-1} \text{Exp} \left(-r_n \bar{b}, [\Omega + R^j R^{j\top}]^{-1} \right). \quad (43)$$

In the definition of $\text{RD}_n^{(1)}$ and $\text{RD}_n^{(2)}$, we fix $\tilde{D}_n = \mathcal{D}_n$ as considered in Proposition 19. Using Proposition 12, for this sequence of sets we have that

$$\sup_{\mathbb{F}_n \in \mathcal{F}_n} \mathbb{P}_{\mathbb{F}_n} [\Upsilon_n \in \tilde{D}_n^c] \leq \sup_{\mathbb{F}_n \in \mathcal{F}_n} \mathbb{P}_{\mathbb{F}_n} \left[\left\| \frac{\Upsilon_n}{r_n} \right\| \geq c_0 \right] \leq \exp \left(p \log 5 - \frac{r_n^2 c_0^2}{32 \sigma^2 \|H^{-1}\|} \right),$$

thereby leading to

$$\lim_n \sup_{\mathbb{F}_n \in \mathcal{F}_n} \mathbb{P}_{\mathbb{F}_n} [\Upsilon_n \in \tilde{D}_n^c] = 0.$$

Our main claim is proven by combining the results in (42) and (43). \square

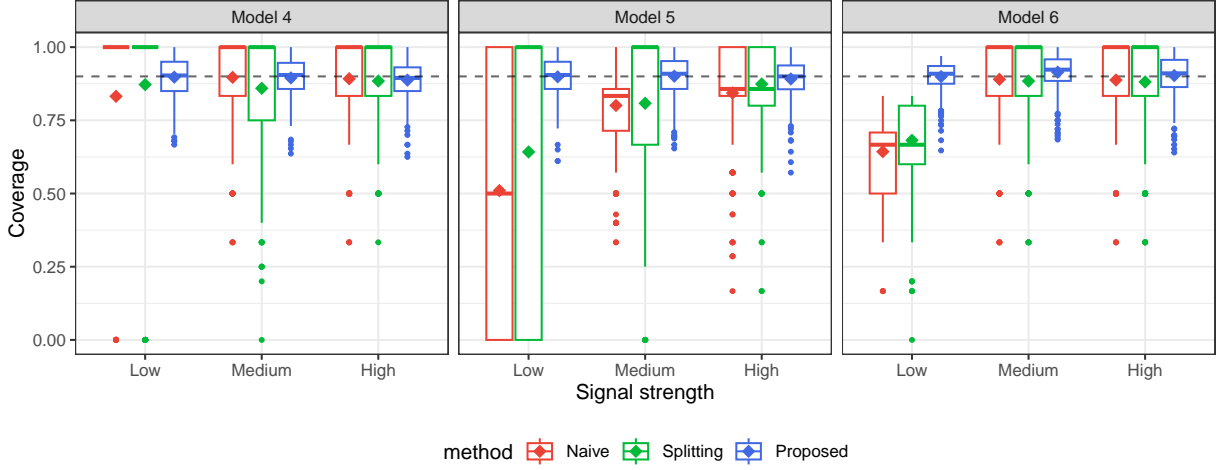


Figure 7: Coverage rates of different methods across different models and signal settings. The gray dashed line represents the prespecified target coverage rate at 0.9, and the diamond marks highlight the averaged coverage rates over all replications. We observed that “Proposed” method consistently achieves the target coverage rate across all scenarios, whereas “Naive” and “Splitting” underperform in low signal setting.

Appendix E: Additional simulation experiments for Section 5

In this section, we provide additional simulation results for Section 5.

E.1 Case I: $n = 800$ and $p = 1000$.

We generate datasets with n i.i.d. observations and a set of p potential covariates with $n = 800$ and $p = 1000$ from the following models.

Model 4: $y_i = \beta_0 + x_i^\top \beta + \varepsilon_i$, where $\beta_0 = 0.2$, $\beta = (c, c, c, c, c, 0, \dots, 0)^\top \in \mathbb{R}^p$, $\varepsilon_i \sim \mathcal{N}(0, 1)$ and $x_i \sim \mathcal{N}(0, \Sigma)$ for an autoregressive design matrix with $\Sigma_{j,k} = 0.5^{|j-k|}$, where ε_i and x_i are independent.

Model 5: $y_i = \beta_0 + x_{i,1}^\top \beta + 1.5x_{i,2}\varepsilon_i$, where $\beta_0 = 0.2$, $\beta = (c, c, c, c, c, 0, \dots, 0)^\top \in \mathbb{R}^p$ and $\varepsilon_i \sim \mathcal{N}(0, 1)$. In this model, $x = (x_{i,2}, x_{i,1}^\top)^\top \in \mathbb{R}^p$, where the variable $x_{i,2} \in \mathbb{R}$ is drawn from $U(0, 2)$ and the variables $x_{i,1} \in \mathbb{R}^{p-1}$ are drawn independently from $x_{i,2}$ and from $\mathcal{N}(0, \Sigma)$ for an autoregressive design matrix with $\Sigma_{j,k} = 0.5^{|j-k|}$.

Model 6: $y_i = \beta_0(u_i) + x_i^\top \beta(u_i)$ for $i = 1, \dots, n$, where $\beta_0(u_i) = 2cu_i$ and $\beta(u_i) = (cu_i, cu_i, c, c, c, 0, \dots, 0)^\top \in \mathbb{R}^p$, $u_i \sim U(0, 1)$. In this model, $x_{i,1}, x_{i,2} \in \mathbb{R}$, the first and second elements of x_i , are drawn from $U(0, 2)$ and $x_{i,3} \in \mathbb{R}^{p-2}$, the subvector of x_i after removing $x_{i,1}, x_{i,2}$, is drawn from $\mathcal{N}(0, \Sigma)$ for an autoregressive design matrix $\Sigma_{j,k} = 0.5^{|j-k|}$.

We draw selective inferences in each of our models after estimating $F_{y|x}^{-1}(\tau)$, which is the τ -th population

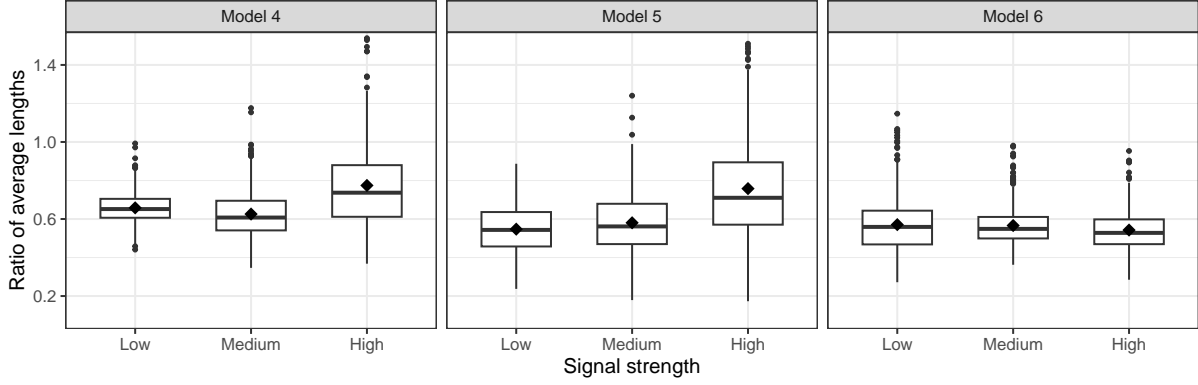


Figure 8: The boxplots present the ratio of average interval lengths for the selected parameters between the “Proposed” method and the “Splitting” method across different models and signal strengths. “Proposed” yields significantly shorter intervals than “Splitting” in all settings.

conditional quantile of y given x . Note that $F_{y|x}^{-1}(\tau) = \beta_0(\tau) + x^\top \beta(\tau)$, where in

$$\text{Model 4: } \beta_0(\tau) = 0.2 + \Phi^{-1}(\tau; 0, 1) \text{ and } \beta(\tau) = (c, c, c, c, c, 0 \dots, 0)^\top,$$

$$\text{Model 5: } \beta_0(\tau) = 0.2 \text{ and } \beta(\tau) = (1.5\Phi^{-1}(\tau; 0, 1), c, c, c, c, c, 0 \dots, 0)^\top,$$

$$\text{Model 6: } \beta_0(\tau) = 2c\tau \text{ and } \beta(\tau) = (c\tau, c\tau, c, c, c, 0 \dots, 0)^\top.$$

In our simulation, we set the quantile level at $\tau = 0.7$. The signal strength settings are categorized as “Low”, “Medium”, and “High”, depending on the value of c from the set $\{0.1, 0.5, 1\}$. We apply the ℓ_1 -penalized SQR problem with tuning parameter $\lambda = 1.8\sqrt{\log p/n}$. To form the smoothed loss function, we use Gaussian kernels with bandwidths $h = \max\{0.05, \sqrt{\tau(1-\tau)(\log(p)/n)^{1/4}}\}$ and $h' = \{(q + \log n)/n\}^{2/5}$ for $q = |E|$ at the selection and inference stages, respectively. Our proposed method is implemented with white noise ω drawn from $\mathcal{N}(0_p, \Omega)$ with $\Omega = \frac{4}{n}I_{p,p}$. The reported findings are based on 500 independent Monte Carlo datasets for each pair of model and signal setting.

Table 3: Accuracy based on F1 scores before and after applying “Proposed” in the three models and signal settings.

Signal Strength	Model 4			Model 5			Model 6		
	Low	Medium	High	Low	Medium	High	Low	Medium	High
F1 score before inference	0.10	0.24	0.30	0.10	0.22	0.26	0.25	0.27	0.27
F1 score after inference	0.28	0.62	0.71	0.28	0.54	0.62	0.64	0.67	0.67

E.2 Case II: model misspecification.

We generate datasets with n i.i.d. observations and a set of p potential covariates with $n = 400$ and $p = 100$.

Model 7: $y_i^3 = \beta_0 + x_i^\top \beta + \varepsilon_i$, where $\beta_0 = 0.2$, $\beta = (c, c, c, c, c, c, 0 \dots, 0)^\top \in \mathbb{R}^p$, $\varepsilon_i \sim \mathcal{N}(0, 1)$ and $x_i \sim \mathcal{N}(0, \Sigma)$ for an autoregressive design matrix with $\Sigma_{j,k} = 0.5^{|j-k|}$, where ε_i and x_i are independent.

We draw selective inferences in each of our models after estimating $F_{y|x}^{-1}(\tau) = \beta_0(\tau) + x^\top \beta(\tau)$. To compute an approximate of our target, we generate an independent dataset with $n' = 100n$ and solve the following problem:

$$\operatorname{argmin}_{b \in \mathbb{R}^{|E|}} \frac{1}{n'} \sum_{i=1}^{n'} \int_{-\infty}^{\infty} \rho_\tau(u) K_{h'}(u + x_{i,E}^\top b - y_i) du,$$

where E is our selected variables.

In our simulation, we set the quantile level at $\tau = 0.7$. The signal strength settings are categorized as “Low”, “Medium”, and “High”, depending on the value of c from the set $\{0.1, 0.5, 1\}$. We apply the ℓ_1 -penalized SQR problem with tuning parameter $\lambda = 0.6\sqrt{\log p/n}$. To form the smoothed loss function, we use Gaussian kernels with bandwidths $h = \max\{0.05, \sqrt{\tau(1-\tau)}(\log(p)/n)^{1/4}\}$ and $h' = \{(q + \log n)/n\}^{2/5}$ for $q = |E|$ at the selection and inference stages, respectively. Our proposed method is implemented with white noise ω drawn from $\mathcal{N}(0_p, \Omega)$ with $\Omega = \frac{1}{n}I_{p,p}$. The reported findings are based on 500 independent Monte Carlo datasets for each pair of model and signal setting.

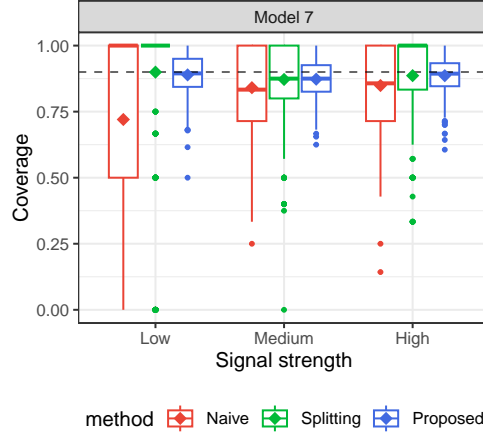


Figure 9: Coverage rates of different methods across different models and signal settings. The gray dashed line represents the prespecified target coverage rate at 0.9, and the diamond marks highlight the averaged coverage rates over all replications. We observed that “Proposed” and “Splitting” consistently achieves the target coverage rate across all scenarios, whereas “Naive” underperform in low and medium signal setting.

Table 4: Accuracy based on F1 scores before and after applying “Proposed” in three signal settings.

Signal Strength	Model 7		
	Low	Medium	High
F1 score before inference	0.16	0.26	0.30
F1 score after inference	0.28	0.63	0.74

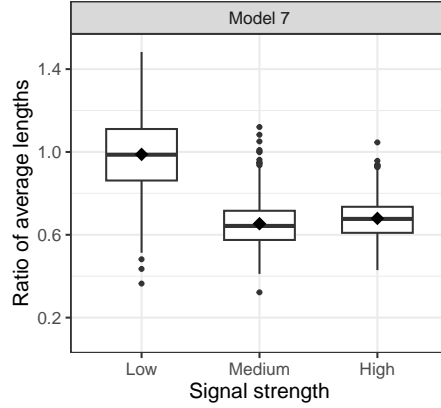


Figure 10: The boxplots present the ratio of average interval lengths for the selected parameters between the “Proposed” method and the “Splitting” method across different models and signal strengths. “Proposed” yields significantly shorter intervals than “Splitting” in medium and high signal setting.

Appendix F: Additional information for Section 6

F.1 Data processing and definition of variables

The list of the variables and their description after our data was processed are provided in Table 5. Note that the variables “Obstetric Estimate Edited”, “Live Birth Order”, “Delivery Weight” were removed to avoid multicollinearity in our data. In order to ensure an adequate sample size for our replication analysis, we eliminated certain categorical variables from the dataset that had less than 150 samples for one of their categories. These variables are: “Successful External Cephalic Version”, “Failed External Cephalic Version”, “Mother Transferred”, “Seizures”, “No Congenital Anomalies Checked”, “Mother’s Race/Hispanic Origin_3”, “Mother’s Race/Hispanic Origin_5”, and “Father’s Race/Hispanic Origin_5”.

Table 5: Definition of variables

Variable	Description
Time of Birth	Time of Birth
Birth Day of Week	1: Sunday, 2: Monday, 3: Tuesday, 4: Wednesday, 5: Thursday, 6: Friday, 7: Saturday
Birth Place	1: In hospital, 2: Not in hospital
Mother’s Age	Mother’s single years of age
Mother’s Nativity	1: Born in the U.S., 2: Born outside the U.S.
Paternity Acknowledged	1: Yes, 0: No
Marital Status	1: Married, 2: Unmarried
Father’s Age	Father’s Combined Age
Prior Births Now Living	Number of children still living from previous live births
Prior Births Now Dead	Number of children dead from previous live births

Table 5 – continued from previous page

Variable	Description
Prior Other Terminations	Number other terminations
Total Birth Order	Number of total birth order
Month Prenatal Care Began	Month prenatal care began
Number of Prenatal Visits	Number of prenatal visits
Cigarettes Before Pregnancy	Number of cigarettes daily
Mother's Height	Height in inches
Pre-pregnancy Weight	Weight in pounds
Cigarettes 1st Trimester	Number of cigarettes daily
Cigarettes 2nd Trimester	Number of cigarettes daily
Cigarettes 3rd Trimester	Number of cigarettes daily
Weight Gain	Weight gain in pounds
Pre-pregnancy Diabetes	1: Yes, 0: No
Gestational Diabetes	1: Yes, 0: No
Pre-pregnancy Hypertension	1: Yes, 0: No
Gestational Hypertension	1: Yes, 0: No
Hypertension Eclampsia	1: Yes, 0: No
Previous Preterm Birth	1: Yes, 0: No
Infertility Treatment Used	1: Yes, 0: No
Number of Previous Cesareans	Number of Previous Cesareans
No Infections Reported	1: True, 0: False
Induction of Labor	1: Yes, 0: No
Augmentation of Labor	1: Yes, 0: No
Steroids	1: Yes, 0: No
Antibiotics	1: Yes, 0: No
Chorioamnionitis	1: Yes, 0: No
Anesthesia	1: Yes, 0: No
No Maternal Morbidity Reported	1: True, 0: False
Attendant at Birth	1: Doctor of Medicine, 2: Doctor of Osteopathy, 3: Certified Midwife, 4: Other Midwife, 5: Other
Five Minute APGAR Score	A score of 0-10
Ten Minute APGAR Score	A score of 0-10
Sex of Infant	1: Male, 0: Female
Combined Gestation	Week of Gestation
Assisted Ventilation (immediately)	1: Yes, 0: No
Assisted Ventilation > 6 hrs	1: Yes, 0: No
Admission to NICU	1: Yes, 0: No
Surfactant	1: Yes, 0: No
Antibiotics for Newborn	1: Yes, 0: No
Infant Transferred	1: Yes, 0: No

Table 5 – continued from previous page

Variable	Description
Infant Living at Time of Report	1: Yes, 0: No
Infant Breastfed at Discharge	1: Yes, 0: No
Mother's Education_2	1: 9th through 12th grade with no diploma, 0: Otherwise
Mother's Education_3	1: High school graduate or GED completed, 0: Otherwise
Mother's Education_4	1: Some college credit, but not a degree., 0: Otherwise
Mother's Education_5	1: Associate degree, 0: Otherwise
Mother's Education_6	1: Bachelor's degree, 0: Otherwise
Mother's Education_7	1: Master's degree, 0: Otherwise
Mother's Education_8	1: Doctorate or Professional Degree, 0: Otherwise
Father's Education_2	1: 9th through 12th grade with no diploma, 0: Otherwise
Father's Education_3	1: High school graduate or GED completed, 0: Otherwise
Father's Education_4	1: Some college credit, but not a degree., 0: Otherwise
Father's Education_5	1: Associate degree, 0: Otherwise
Father's Education_6	1: Bachelor's degree, 0: Otherwise
Father's Education_7	1: Master's degree, 0: Otherwise
Father's Education_8	1: Doctorate or Professional Degree, 0: Otherwise
Mother's Race/Hispanic Origin_2	1: Non-Hispanic Black (only), 0: Otherwise
Mother's Race/Hispanic Origin_4	1: Non-Hispanic Asian (only), 0: Otherwise
Mother's Race/Hispanic Origin_6	1: Non-Hispanic more than one race, 0: Otherwise
Mother's Race/Hispanic Origin_7	1: Hispanic, 0: Otherwise
Father's Race/Hispanic Origin_2	1: Non-Hispanic Black (only), 0: Otherwise
Father's Race/Hispanic Origin_3	1: Non-Hispanic AIAN (only), 0: Otherwise
Father's Race/Hispanic Origin_4	1: Non-Hispanic Asian (only), 0: Otherwise
Father's Race/Hispanic Origin_6	1: Non-Hispanic more than one race, 0: Otherwise
Father's Race/Hispanic Origin_7	1: Hispanic, 0: Otherwise
Father's Race/Hispanic Origin_8	1: Origin unknown or not stated, 0: Otherwise
Fetal Presentation at Delivery_2	1: Breech, 0: Otherwise
Fetal Presentation at Delivery_3	1: Other, 0: Otherwise
Delivery Method_2	1: C-Section, 0: Otherwise
Payment_2	1: Private Insurance, 0: Otherwise
Payment_3	1: Self Pay, 0: Otherwise
Payment_4	1: Other, 0: Otherwise
Birth Season_Spring	1: Spring, 0: Otherwise
Birth Season_Summer	1: Summer, 0: Otherwise
Birth Season_Winter	1: Winter, 0: Otherwise

F.2 Replicating our analysis at 1% quantile level

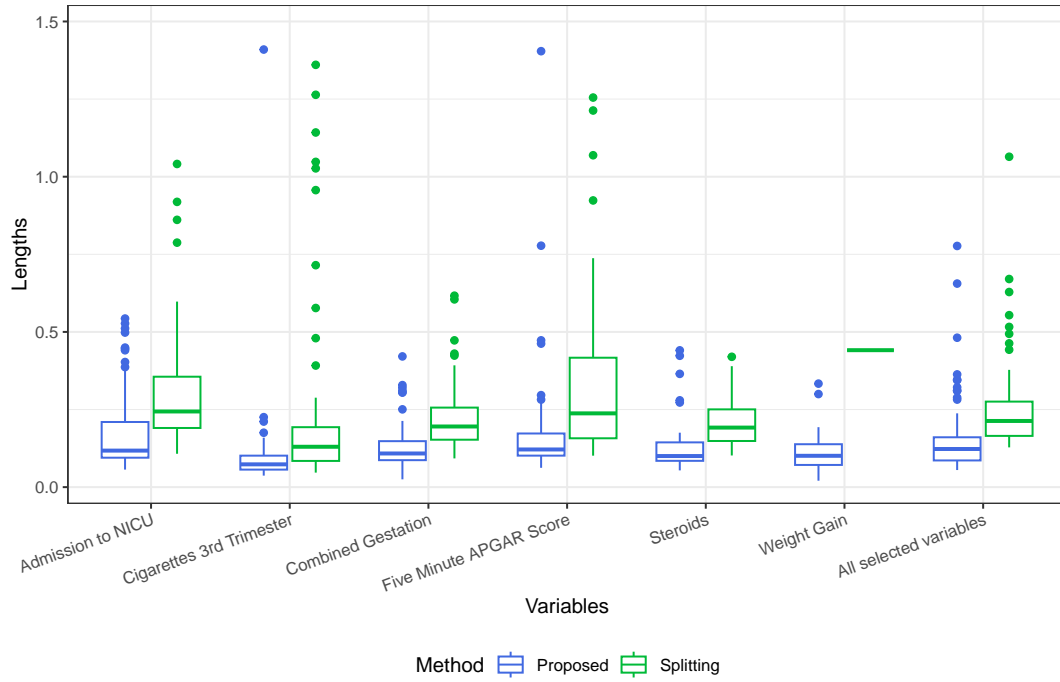


Figure 11: Box plots for the lengths of 90% confidence intervals of each selected variable and the average lengths of all selected variables at 1% quantile level. “Proposed” results in shorter intervals compared to “Splitting” for each variable and overall on average for all variables.