

# “Are Adversarial Phishing Webpages a Threat in Reality?” Understanding the Users’ Perception of Adversarial Webpages

Ying Yuan

ying.yuan@math.unipd.it  
University of Padua  
Padua, Italy

Qingying Hao

qhao2@illinois.edu  
University of Illinois at  
Urbana-Campaign, USA

Giovanni Apruzzese

giovanni.apruzzese@uni.li  
University of Liechtenstein  
Vaduz, Liechtenstein

Mauro Conti

mauro.conti@unipd.it  
University of Padua  
Padua, Italy

Gang Wang

gangw@illinois.edu  
University of Illinois at  
Urbana-Campaign, USA

## ABSTRACT

Machine learning based phishing website detectors (ML-PWD) are a critical part of today’s anti-phishing solutions in operation. Unfortunately, ML-PWD are prone to adversarial evasions, evidenced by both academic studies and analyses of real-world adversarial phishing webpages. However, existing works mostly focused on assessing adversarial phishing webpages against ML-PWD, while neglecting a crucial aspect: investigating whether they can deceive the actual target of phishing—the end users. In this paper, we fill this gap by conducting two user studies ( $n=470$ ) to examine how human users perceive adversarial phishing webpages, spanning both synthetically crafted ones (which we create by evading a state-of-the-art ML-PWD) as well as real adversarial webpages (taken from the wild Web) that bypassed a production-grade ML-PWD. Our findings confirm that adversarial phishing is a threat to both users and ML-PWD, since most adversarial phishing webpages have comparable effectiveness on users w.r.t. unperturbed ones. However, not all adversarial perturbations are equally effective. For example, those with added typos are significantly more noticeable to users, who tend to overlook perturbations of higher visual magnitude (such as replacing the background). We also show that users’ self-reported frequency of visiting a brand’s website has a statistically negative correlation with their phishing detection accuracy, which is likely caused by overconfidence. We release our resources [5].

## CCS CONCEPTS

• Security and privacy → Phishing.

## KEYWORDS

Adversarial; Machine Learning; Phishing Website Detection; ML

### ACM Reference Format:

Ying Yuan, Qingying Hao, Giovanni Apruzzese, Mauro Conti, and Gang Wang. 2024. “Are Adversarial Phishing Webpages a Threat in Reality?” Understanding the Users’ Perception of Adversarial Webpages. In *Proceedings*

Permission to make digital or hard copies of all or part of this work for personal or classroom use is granted without fee provided that copies are not made or distributed for profit or commercial advantage and that copies bear this notice and the full citation on the first page. Copyrights for components of this work owned by others than the author(s) must be honored. Abstracting with credit is permitted. To copy otherwise, or republish, to post on servers or to redistribute to lists, requires prior specific permission and/or a fee. Request permissions from [permissions@acm.org](mailto:permissions@acm.org).  
WWW ’24, May 13–17, 2024, Singapore, Singapore.

© 2024 Copyright held by the owner/author(s). Publication rights licensed to ACM.  
ACM ISBN 979-8-4007-0171-9/24/05.  
<https://doi.org/10.1145/3589334.3645502>

of the ACM Web Conference 2024 (WWW ’24), May 13–17, 2024, Singapore, Singapore. ACM, New York, NY, USA, 12 pages. <https://doi.org/10.1145/3589334.3645502>

## 1 INTRODUCTION

After nearly three decades of research [31], phishing attacks are still rampant. According to the FBI’s 2022 crime data [1], phishing is the topmost form of cybercrime, with reported victim loss allegedly increasing by over 1000% since 2018. In this context, phishing websites are a type of online scam used by attackers to steal sensitive information such as login credentials, financial information, or personal data. To increase their effectiveness, phishing websites aim to mimic legitimate ones [6], thereby tricking unaware and distracted victims—who may not notice subtle differences in their appearance.

Recently, numerous automatic Phishing Website Detectors (PWD) have been proposed, which can rely on blocklists [59], or be entirely data-driven [10]. The former works by checking whether a given website is included in their (public or private) blocklist, which consists of URLs (collected, e.g., from well-known repositories—such as PhishTank [2]). However, blocklist-based anti-phishing methods, despite their low false positive rates, cannot detect “novel” phishing websites [76]. These shortcomings can be compensated via data-driven techniques. Among these, Machine Learning (ML) algorithms seek to autonomously learn (by “training” on a given dataset) to identify patterns that may not be discernible to the human eye. The remarkable performance of ML methods in computer vision [48] led to many efforts to investigate their effectiveness in various fields—including that of phishing website detection. In particular, ML-based phishing website detectors (ML-PWD) can detect previously unseen phishing websites while maintaining low rates of false positives [10], which can be achieved by analyzing either textual or visual features from any given webpage (e.g., [17, 53]).

**Motivation.** Machine learning has now become mainstream even for the detection of phishing webpages [27]. However, ML is prone to evasion attacks, which entail crafting an “adversarial phishing website” (APW) by introducing imperceptible perturbations (located, e.g., in the HTML [10], or in some visual element [49] of a webpage) that fool an ML-PWD. Unfortunately, security practitioners persist in not addressing such a threat [9] (despite abundant alarms from academia [62, 65]). In this context, we observe that recent interview studies [19, 37, 55] about adversarial ML (AML) in practice are based on the participants’ (self-reported) understanding

of AML’s concepts, thereby focusing on the question “What is the practitioners’ awareness of AML?”. We argue that to (i) establish whether AML is truly a threat and, if so, (ii) convince practitioners to take AML into consideration while designing their ML systems, the focus should be on the question “*What is the impact of AML on the end-users in practice? That is: does AML fool users as much as it fools ML models?*”. This paper revolves around investigating this dilemma for phishing website detection. Compared to existing works that only focus on using AML to attack ML-PWD (e.g., [10, 49]), our work advances existing knowledge by examining how *human users* perceive adversarial phishing webpages that evade ML-PWD.

**Problem Statement.** To explore the users’ perception of APW, our paper revolves around answering four research questions (RQ):

- RQ1 Are adversarially perturbed phishing webpages more easily detectable by users—w.r.t. unperturbed ones? (§5.2)
- RQ2 Are some perturbations more likely to deceive users? (§5.2)
- RQ3 How much do users’ background (e.g., age, gender, expertise) correlates with their phishing detection skills? (§5.3)
- RQ4 What cues do users typically look for (and potentially rely on) to judge the legitimacy of any given website? (§6)

To answer our RQ, we conduct (§4) two user studies ( $n=470$ ). The first focuses on assessing how well users can distinguish legitimate webpages from “unperturbed” phishing webpages. The second is to assess how well users can distinguish “adversarial” phishing webpages from legitimate webpages. Overall, we obtained over 7k responses encompassing various classes of webpages including: legitimate and ‘unperturbed’ phishing webpages, four types of APW (crafted through well-known AML techniques), as well as APW “from the wild Web” that bypassed production-grade ML-PWD (§3).

**CONTRIBUTIONS.** After analysing the results of our user studies both quantitatively and qualitatively, we derive three key-findings.

- (1) **Adversarial phishing is a threat to both users and ML.** In particular, three out of the four adversarial perturbations we considered have comparable effectiveness in deceiving users when compared to unperturbed phishing webpages—but the latter cannot bypass the ML-PWD. We argue that user studies are a necessary step that is currently missing in most AML research on phishing detectors (see §2). Specifically, *it is crucial to compare adversarial phishing webpages with unperturbed phishing webpages* to make sure APW do not sacrifice effectiveness against users in favor of an improved evasion rate.
- (2) **Not all adversarial perturbations are equally effective.** In particular, adversarial webpages with added typos are more noticeable to users, as confirmed by statistical tests. The reasoning provided by participants also indicates that textual indicators play a major role in their decision-making process. In addition, we verify that adversarial phishing pages “from the wild Web” (which bypassed production-grade ML-PWD) are *more detectable by users than unperturbed phishing pages*.
- (3) As a surprising and counter-intuitive observation, **users’ self-reported frequency of visiting a brand’s website has a statistically significant negative correlation with their phishing detection accuracy.** Users who claimed to frequently visit websites of a given brand performed worse on the phishing webpages targeting this brand. We suspect this is correlated to prior findings that familiarity leads to overconfidence [63, 79]

Finally, our work can serve as a benchmark for future research on evasion attacks against ML-PWD, since it facilitates *assessing their effectiveness on end users*. To this purpose, we release our user study questionnaires, codebook, data, and code we developed [5].

## 2 BACKGROUND AND RELATED WORK

To set the stage for our contribution, we raise the attention on some simple security concepts, which we use as a scaffold to position our paper within existing literature. We provide exhaustive background (covering ML-PWD and adversarial ML) in Appendix C.

**Phishing in a Nutshell.** From a security standpoint, the goal of a phisher (i.e., the attacker) is to trick a *human user* to, e.g., input their private (or sensitive) data, or click on a malicious link.

**REMARK:** bypassing a given detector (despite being necessary) is not sufficient for a phishing webpage to be successful.

Given the above, all those papers (e.g., [10, 11, 24, 49, 57]) showing that ML-PWD can be evaded via “adversarial perturbations” – while useful for investigating some robustness properties of ML – could hardly provide a compelling case that “adversarial examples are a problem *in reality*”. Indeed, doing so would necessitate a double form of assessment, entailing both machine and human: first, it is necessary to craft an adversarial webpage and show that it bypasses a functional ML-PWD (i.e., a false negative); then, it is necessary to assess whether humans (i.e., the true target of phishing) are still tricked by such a webpage. Perhaps surprisingly, however, *such systematic assessments are missing from current literature*.

**Research Gap.** Scientific literature on phishing defense can be divided in two categories: *technical papers* (e.g., [10, 49, 50, 52, 53]), which propose (or attack) a given solution; and *user studies* (e.g., [8, 35, 82]), which seek to investigate the response of humans to phishing (useful for phishing training and education). However, to the best of our knowledge, none of these categories have questioned how humans respond to phishing webpages crafted to bypass ML-PWDs. Indeed, from an “adversarial ML” perspective, technical papers typically stop after showing that a given ML-PWD has been evaded (e.g., [11, 57]); whereas user studies either entailed “phishing” webpages that have been crafted ad-hoc (e.g., [35, 58]) or, even when real phishing webpages were considered (e.g., [8, 12]), the role of ML was irrelevant. Hence, the question: “*Are adversarial webpages a problem in reality?*” is still open. As a matter of fact, recent findings [9] revealed that the ML-PWD of a security company had over 9k false negatives in one month—some of which entailed “perturbations” that most laymen would notice (see Fig. 5).

**Related Work.** We acknowledge, however, that the limitations of prior work are well-justified. Indeed, technical papers can be complex, and carrying out user studies *on top* of devising a scientifically sound and relevant contribution is challenging; whereas user studies require the availability of ML-powered PWD, which are becoming popular only in recent years. Nonetheless, we found *three works which partially overlap* with ours. (1) Abdelnabi et al. [6], after proposing an ML-PWD, discuss a user study (in the Appendix, with limited details) wherein participants were shown the webpages that bypassed the proposed ML-PWD and asked to rate “how trustworthy” such webpages were. The purpose of the user study, however,

is to assess user agreements with their proposed similarity metric, and thus it does not involve the assessment of adversarial phishing pages or their comparison with benign/unperturbed phishing pages. (2) Lee et al. [49] attack an ML-PWD which exclusively focuses on the logo of well-known brands, and then carry out a user study asking participants how similar an adversarial logo was w.r.t. an original logo: the problem is that the logo is only a single element in a webpage (i.e., the webpage could be still detected by other automated mechanisms). Finally, (3) Draganovic et al. [29] carry out a user study entailing 18 webpages that bypassed a single component of a real ML-PWD; however, the user study is designed differently (participants were not informed that it was a phishing exercise—which may lead to unreliable answers) and there is no comparison with non-adversarial webpages—preventing assessment of our RQ.

**OUR GOAL.** In this paper, we seek to overcome the shortcomings of prior work. Specifically, we investigate the response of human users to “adversarial” phishing webpages<sup>1</sup> that evaded ML-PWD (both real ones and custom-made); then, we compare such results with the ones from user assessments of “non-adversarial” phishing webpages. The rationale is that attackers are less interested in crafting adversarial webpages that, despite evading ML-PWD, can be easily spotted by end-users—i.e., their final target.

### 3 DATA COLLECTION & GENERATION

To answer our research questions, we design user studies wherein participants are asked to examine a mixed set of phishing and legitimate webpages. A crucial part of our research is that we want to investigate the response of users to adversarial webpages that *bypassed* ML-based detectors (both synthetic ones, as well as real products); indeed, this is necessary to determine whether adversarial webpages represent a problem “in reality”. Therefore, before describing our user studies, we explain how we obtained a set of adversarial webpages that we can use for our user studies. Fig. 1 summarizes the workflow of our experimental methodology.



Fig. 1: Workflow of our study.

**Overview.** We first obtain a dataset having benign and phishing webpages—which will be used to develop a custom ML-PWD. Then, after ensuring that our ML-PWD obtains good performance (i.e., high true positives with low false positives) in “non-adversarial” scenarios, we will use the phishing webpages in our dataset as the basis to craft adversarial phishing webpages. Such adversarial examples will then be tested against our custom ML-PWD. If they can evade the detection, we will consider them for our user study.

**Dataset.** To develop a state-of-the-art ML-PWD, we rely on the phishing dataset by Chiew et al. [23]. This dataset (used also, e.g., in [66]) contains 30k webpages: 15k are benign (source: Alexa top) and 15k are phishing (source: Phishtank [2]). We consider this dataset because, for each sample, it provides the HTML content as

<sup>1</sup>We focus on phishing “on the Web”. Other forms of phishing (such as via email [68] or phone calls [14]) and their detection (with or without ML) are orthogonal research areas to this paper (albeit some of our findings can be relevant also to these areas).

well as supporting files (e.g., CSS) and all the image components. This allows us to craft *realizable* perturbations on these webpages, thereby yielding adversarial webpages with high realistic fidelity. Other existing datasets (e.g., [11, 53]) do not allow this, since they lack CSS and/or image files. Finally, although our chosen dataset was released in 2018, its webpages still resemble the ones of the “current” version (as of Sept. 2023) of the corresponding websites.

**Custom ML-PWD.** We first use the dataset [23] of benign and phishing webpages to train a ML-PWD. Then we add perturbations to a phishing webpage, aiming to trigger a false negative by the ML-PWD. In more detail, our ML-PWD relies on the random forest algorithm (thanks to its superior performance over other ML algorithms, as reported by many prior works [10, 76]).<sup>2</sup> In particular, we rely on the code (and features<sup>3</sup>) provided by [10] to develop our ML-PWD, for which we use 80% of the dataset for training and use the remaining 20% for testing. Our ML-PWD obtains performance comparable with the state-of-the-art, having a true positive rate of 0.98 and a false positive rate of 0.04 (results aligning with prior works [10, 66]). These results confirm that our ML-PWD (which we release [5]) *is a valid candidate for our research*.

**Custom Adversarial Phishing Webpages.** We adapt existing AML methods [10, 84] to generate adversarial phishing webpages “in a lab” (*APW-Lab*). More specifically, we selected *four* types of perturbations<sup>4</sup> that should evade our custom ML-PWD, each yielding an adversarial phishing webpage having diverse visual cues:

- (1) *APW-Lab\_img*: we insert a small array of images to the bottom of the web page (footer), as shown in Fig. 4(a).
- (2) *APW-Lab\_typo*: we randomly insert typos to the text content of the web page as shown in Fig. 4(b).
- (3) *APW-Lab\_pswd*: we make the password visible for the password input box, as shown in Fig. 4(c).
- (4) *APW-Lab\_bg*: we randomly add a background image to the web page, as shown in Fig. 4(d).

The *APW-Lab* that bypass our ML-PWD will be used for the user study. We note that related work from Lee et al. [49] did not evaluate webpages but focused on logos only.

**Real Adversarial Phishing Webpages.** A prior work [9] identified 100 adversarial phishing websites “from the wild Web” that bypassed a production-grade ML-PWD (reliant on visual similarity) in July 2022. A close inspection shows that these adversarial pages adopt various evasion strategies such as using blurry logos and adding background patterns (example in Fig. 5 in the Appendix). We will use this set (denoted as *APW-Wild*) to examine<sup>5</sup> the user perception on adversarial webpages crafted by real phishers—for which we provide more details in Appendix A.

### 4 USER STUDY: SET-UP

We carry out two user studies. The first, serving as a baseline, examines how well users can distinguish legitimate webpages from

<sup>2</sup>We empirically verify this assumption also holds on our dataset (see Appendix B.1).

<sup>3</sup>At the high level, features are extracted from various components from the HTML such as tags, login forms, javascript, CSS, iFrame, and footers—all of which have been successfully used by prior works [38, 57]. The complete list is in Appendix A.

<sup>4</sup>Specifically, we consider perturbations in the “website-space” (formalized in [10]); and employ the techniques proposed in [84], which yield successful evasions.

<sup>5</sup>We note that neither Lee et al. [49] nor Abdelnabi et al. [6] considered real phishing webpages that bypassed a production-grade ML-PWD.

“unperturbed” phishing webpages. The second examines how well users can distinguish “adversarial” phishing webpages (APW) from legitimate ones. Henceforth, we refer to the first user study as *baseline study*, and to the second as *adversarial study*.

## 4.1 Candidate Webpages

**Considered Brands.** To conduct a meaningful research, we only consider webpages representing well-known brands.<sup>6</sup> Hence, we select 15 popular brands typically targeted by phishing attacks [4]: Adobe, Amazon, Apple, AT&T, Bank of America, DHL, Dropbox, eBay, Facebook, Google, Microsoft, Outlook, Paypal, Wells Fargo, Yahoo.

**Webpage Classes** For these selected brands, we construct a user study dataset spanning the following classes of webpages:

- *Legitimate.* For each brand, we retrieve the (legitimate) webpage corresponding to the brand’s homepage.
- *Unperturbed Phishing.* For each brand, we randomly sample two phishing webpages from our chosen dataset (cf. §3).
- *APW-Lab.* For each brand and perturbation type, we select one adversarial webpage that bypassed our ML-PWD.
- *APW-Wild.* From the 100 webpages collected in [9], we find 28 of them matching 8 of our target brands,<sup>7</sup> hence we randomly draw from these 28 (examples in Appendix A).

Overall, our user studies entail 15 legitimate, 30 unperturbed phishing webpages, 60 *APW-Lab* webpages, and 28 *APW-Wild* webpages.

## 4.2 Questionnaire Design

Both of our user studies are designed as questionnaires following a similar structure, depicted in Table 1. In what follows, we describe this common user study process from a participant’s perspective.

**General Procedure.** At a high-level, the questionnaires consist of three parts. (1) A participant starts by reading a consent form stating their rights and the study’s objectives. Afterwards, the participant reads a brief introduction about phishing attacks and phishing websites. We explicitly inform the participants that the study is about detecting phishing websites. This is considered a “highly-primed” setting, i.e., participants may be more prepared to detect phishing websites than they would in the real world. We use this setting to estimate the *upper-bound performance* of users. This effect has been shown in previous phishing studies (e.g., [40]) where highly prompted participants have a better phishing detection performance than unprompted participants. (2) Then, the participant will view a total of 15 webpages (as screenshots, taken in high resolution and tailored for desktop browsers), covering all our 15 brands. The participant is asked to assess the legitimacy of each shown webpage. For the baseline study, each participant will view 7 legitimate pages and 8 unperturbed phishing pages. For the adversarial study, each participant will view 7 legitimate pages, 4 *APW-Lab* (one for each perturbation type), and 4 *APW-Wild*. The webpages to present to each user are randomly chosen, but we ensure the benign-to-phishing ratio and also that any given user will not see two (or more) screenshots of the same brand—thereby ensuring consistency, since all users will see 15 screenshots of 15 different brands). Furthermore, the order of the pages is randomized

<sup>6</sup>Indeed, some users may not be familiar with some less-popular brands, and their responses would have limited value for the purpose of our RQ.

<sup>7</sup>These include Apple, AT&T, DHL, Dropbox, Google, Microsoft, Outlook, and Paypal.

Study	Pages Seen by Each Participant	Participants
Baseline	7 Legitimate + 8 Unperturbed Phishing	235
Adversarial	7 Legitimate + 4 <i>APW-Lab</i> + 4 <i>APW-Wild</i>	235

**Table 1: Summary of our user studies. We report the classes of webpages that each participant views and the number of participants.**

for each participant to avoid order bias [32] (this was not done by Lee et al. [49] or Abdelnabi et al. [6]). (3) Finally, the participant will answer some exit questions to report demographic information such as age, gender, education, and knowledge of phishing and the considered brands. For attention check, at the end of the main experiment we show a screenshot of a popular social network (Twitter/Instagram) and ask whether it represents a bank website.

**Detailed Questions.** Under each screenshot, we include two questions: “How do you rate the legitimacy of this webpage?” [Q1], and “What specific components/indicators on the webpage have influenced your choice?” [Q2]. For Q1, the participant is asked to rate the legitimacy of the web page from 1 to 6: 1 (definitely phishing), 2 (very probably phishing), 3 (probably phishing, but not sure), 4 (probably legitimate, but not sure), 5 (very probably legitimate) and 6 (definitely legitimate). The six-point Likert scale does not include a “neutral” option to encourage participants to draw a conclusion. For Q2, the participant provides open-ended answers via a text box.

For the exit questions, we first inquire the participant’s familiarity with the considered brands—“Do you know these brands/companies/services?” and “Please rate how often you visit the websites of these brands”. The participant provides a binary answer for the first question and uses a 4-point Likert scale for the second. Then, we inquire about gender, age, education, and technical background in cybersecurity. Our complete questionnaire is in our repository [5].

## 4.3 Recruitment, Ethics, and Demographics

Our study was approved by our IRB. We follow the Menlo report [15] and do not deploy any phishing webpage on the Web (we only show screenshots). We recruited participants from *Prolific* between Jul./Aug. 2023. We choose *Prolific* over other platforms (e.g., MTurk) for the high-quality work from *Prolific* [61]. Participation in our study is anonymous and voluntary, and participants have unlimited time to read the consent form. Participants can withdraw their consent at any time without any risk. We did not collect any personally identifiable information [43], nor sensitive data [3]. We recruit participants from the U.S. (because we use websites from the U.S.). After filtering out low-quality answers (based on attention check), our sample<sup>8</sup> encompasses  $n=470$  participants (235 for each study). The age distribution ranges from 18 to 70+, with 240 males and 220 females (6 non-binary and 4 prefer not to say). We provide in Table 5 more details on the demographics. Each participant can only join once and receive \$2.2 compensation. On average, each participant spent 18.1 minutes on each questionnaire.

## 5 DETECTION RESULTS (QUANTITATIVE)

We first focus on answering RQ1–RQ3. To this purpose, we perform a *quantitative analysis* of the responses we collected for

<sup>8</sup>Our user studies have a **population that is larger** than most previous user studies on (non-adversarial) phishing webpages [16]. Specifically, most works ([7, 8, 12, 13, 26, 39, 45, 46, 67, 68, 83]) have less than 100 participants, while six ([29, 35, 58, 77, 82]) have [100–400] participants. Only the work by Purkait et al. [64] has more participants (621) than ours, but it was carried out in 2014.

our two user studies. We begin by reporting the results at a high-level (§5.1), and then perform formal regression analyses (§5.2 and §5.3) to assess the statistical significance of our observations.

### 5.1 Overview (how good are our respondents?)

We report the overall performance of both user studies in Fig. 2, showing how well our participants correctly recognized each webpage.<sup>9</sup> By comparing the results of the two user studies (useful for RQ1), we observe that our participants exhibit a similar performance in identifying *legitimate* webpages (86% for the baseline study, and 88% for the adversarial study). In contrast, and perhaps worryingly, we found that their ability to recognize *phishing* webpages is much worse; intriguingly, however, it appears that our respondents can more easily discern adversarial phishing webpages (62%) than “unperturbed” ones (51%).

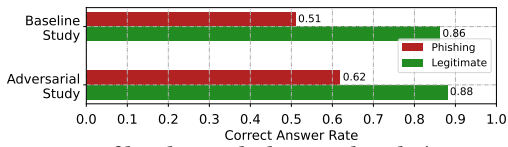


Fig. 2: Overview of baseline and adversarial study (7,050 responses)

In Fig. 3, we focus on the detection rates for *phishing* webpages. Specifically, we break down the results for the *adversarial* phishing webpages (*APW-Lab* and *APW-Wild*) and compare them with the “unperturbed” ones of the baseline study (useful for RQ2). This more detailed comparison reveals that our respondents are not easily tricked adversarial perturbations entailing ‘typos’ (i.e., the detection rate for *APW-Lab\_typo* is 85%). However, they appear to be unable to spot other types of perturbations (i.e., the detection rate for the other three types of *APW-Lab* ranges between [50–56%]). Finally, the detection rate of *APW-Wild* aligns with the general trend (63%), suggesting that adversarial webpages “from the wild Web” are less effective at fooling real users.




Fig. 3: Detection rate for different types of phishing webpages.

**Observations:** (1) Our respondents can be deceived by phishing webpages. (2) Some adversarial perturbations are easy to spot by humans. (3) Adversarial webpages from the real world are less effective than “unperturbed” phishing webpages.

### 5.2 Statistical Analysis: Websites (RQ1 and RQ2)

To answer RQ1 and RQ2, we perform a rigorous analysis to ascertain the statistical significance of our previous findings.

**Method.** We choose a *mixed-effects logistic regression model* (used in many similar studies [16, 83]) to model the process of a user classifying a given webpage. The dependent variable ( $y$ ) is the *correctness of the user’s classification result for this webpage*. The answer is coded as “1” if the classification is correct, and “0” otherwise. We model webpage types and user familiarity with the brand

<sup>9</sup>To do this, we take the responses to [Q1] for every screenshot and considering ratings [1–3] as a “legitimate” classification, and ratings [4–6] as a “phishing” one (see §4.2).

Variable	Estimate ( $\beta$ )	Std. Err.	p-value
Intercept	0.161	0.146	0.271
Website type: Reference = Unperturbed Phishing			
Legitimate	1.912	0.073	<0.001***
APW-Lab_img	0.049	0.144	0.734
APW-Lab_typo	1.723	0.193	<0.001***
APW-Lab_pswd	0.185	0.145	0.202
APW-Lab_bg	-0.075	0.144	0.605
APW-Wild	0.484	0.089	<0.001***
Knowledge of Website: Reference = NO			
YES	-0.034	0.145	0.812
Frequency of Visiting: Reference = Rarely or Never			
Sometimes or Frequently	-0.169	0.059	0.004**

Table 2: **Webpage Classification Analysis** – Logistic mixed-effects regression model: we predict whether a website is classified correctly by a user, based on the type of website, the user’s knowledge of this website/brand, and the user’s frequency of visiting the website. Statistical significance is denoted by \*\*\* ( $p < 0.001$ ), \*\* ( $p < 0.01$ ), and \* ( $p < 0.05$ ) [25].

as *fixed effects* (independent variables). We treat each participant as a *random effect* because the same user has viewed 15 webpages (i.e., repeated measures). In this model, we have 3 independent variables ( $x$ ) related to the webpage: (1) webpage type, (2) the user’s prior knowledge of this webpage’s brand, and (3) the user’s frequency of visiting webpages of this brand. We include (2) and (3) for a simple intuition: if a user is familiar with a brand and visits its webpages regularly, they would be well-acquainted with its typical appearance, and thus are more likely to have a better detection accuracy. For webpage type, we have 7 types, and we treat “unperturbed” phishing webpages as the reference to compare with other 6 types. For knowledge of the website, we code the answer into a binary format and use “No” as the reference. For the website visit frequency, we also code the answer into a binary format and use “Rarely or Never” as the reference.

**Results.** The model is summarized in Table 2. We report standard metrics including *Estimate*, *Standard Error*, and *p-value* for the hypothesis tests. *Estimate* ( $\beta$ ) describes the effect of each predictor variable on the dependent variable while holding all other predictor variables constant. The sign of Estimate indicates the direction in which the dependent changes with the independent variables. A positive sign means that as the independent variable increases, the dependent variable also increases; otherwise, the dependent variable decreases. *Std. Err.* represents the average distance that the observed values fall from the regression line. The *p-value* describes whether the relationships observed in the samples by chance; the influence was considered statically significant when  $p < 0.05$ .

**Analysis.** The results in Table 2 confirm our earlier observations from descriptive statistics. First, w.r.t. “unperturbed” phishing webpages, we find that legitimate webpages are statistically significantly easier to detect ( $\beta=1.912$ ,  $p < 0.001$ ). Second, among the adversarial webpages, we find two types that are statistically easier to detect by users: *APW-Lab\_typo* ( $\beta=1.723$ ,  $p < 0.001$ ), indicating that even though the typo is subtle, it has raised suspicion of users; and *APW-Wild* ( $\beta=0.484$ ,  $p < 0.001$ ), revealing that while some adversarial webpages from the wild Web can bypass production-grade ML-PWD, they indeed make users more suspicious (w.r.t. “unperturbed” phishing pages). Finally, we did not find statistically significant differences between “unperturbed” phishing webpages and other types

of APW. These include adversarial phishing webpages with image footers (*APW-Lab\_img*), or visible passwords (*APW-Lab\_pswd*), or with changed background images (*APW-Lab\_bg*): all these APW can bypass state-of-the-art ML-based detector and yet do not raise more suspicion from users' perspectives.

Table 2 also shows an intriguing phenomenon regarding how users' familiarity with the brand correlates with their detection performance. First, we did not find statistically significant evidence that users' prior *knowledge of a brand* influences their detection. However, users' *frequency of visiting the brand's webpages* has a statistically significant *negative* correlation with their detection correctness ( $\beta = -0.169$ ,  $p = 0.004$ ). In other words, users are more likely to make incorrect guesses about webpages of brand that they visit "sometimes or frequently", compared with another that they "rarely or never" visit. This may suggest that familiarity with the brand could lead to overconfidence, i.e., where one's judgmental confidence exceeds one's actual performance in decision-making [63, 79].

**TAKEAWAYS (RQ1-2):** We make four statistically significant findings. From a user perspective, compared to "unperturbed" phishing webpages: (1) adversarial phishing webpages with typo-based perturbations are easier to detect; (2) adversarial phishing webpages found in the wild Web are more recognizable; (3) adversarial perturbations such as inserting images to the footer, making the password visible, or adding a background image, do not make phishing webpages more suspicious. Finally, (4) users are more likely to misdetect webpages that they visit more frequently.

### 5.3 Statistical Analysis: Users Attributes (RQ3)

We now turn our attention to RQ3, and rigorously examine how users' attributes influence their phishing detection performance.

**Method.** We construct a user model using a *linear regression model* (used in many related studies [16, 64]). The dependent variable is a user's correct answer rate (i.e., accuracy) among the 15 pages they viewed. The independent variables include various user attributes such as demographic factors, technical backgrounds, knowledge of phishing, and time spent on the survey. We code the independent variables in a binary format, except for the time spent on the questionnaire (which is numerical).

**Results and Analysis.** We display the results in Table 3, showing the absence of statistically significant evidence that users' demographic factors affect their phishing detection performance. Instead, a user's prior knowledge of phishing has a statistically significant influence. More specifically, users with prior knowledge of phishing are more likely to achieve a higher detection accuracy ( $\beta = 0.036$ ,  $p = 0.008$ ). Even though the estimate  $\beta$  is small, the difference is statistically significant. Our result (in the context of *adversarial webpages*) is slightly different from prior user studies on phishing [34, 40, 45, 64, 72] wherein researchers found that demographic factors such as gender or age have influenced users' detection performance. Finally, the time a user spent on the survey does not seem to have a significant influence on the user's detection accuracy.

**TAKEAWAYS (RQ3):** We did not find statistically significant evidence that demographic factors affect users' detection accuracy. A user's prior knowledge of phishing is a significant predictor.

Variable	Estimate ( $\beta$ )	Std. Err.	p-value
Intercept	0.693	0.018	<0.001***
Gender: Reference = Female			
Male	-0.001	0.013	0.964
Age: Reference = Younger ( $\leq 39$ )			
Older ( $>39$ )	-0.004	0.012	0.751
Education: Reference = Lower ( $<$ Bachelor)			
Higher ( $\geq$ Bachelor)	-0.004	0.013	0.783
Phish knowledge: Reference = NO			
YES	0.036	0.013	<b>0.008**</b>
Computer knowledge: Reference = NO			
YES	0.029	0.019	0.122
Security knowledge: Reference = NO			
YES	-0.003	0.029	0.931
Time Spent on Survey	-0.001	0.001	0.293

**Table 3: User Attribute Analysis** – Linear regression model: we predict a user's detection accuracy based on the user's attributes such as demographic factors, technical background, and knowledge of phishing. Statistical significance is denoted by \*\*\* ( $p < 0.001$ ), \*\* ( $p < 0.01$ ), and \* ( $p < 0.05$ ) [25].

## 6 USERS' REASONING (QUALITATIVE)

We now address RQ4. Recall (see §4.2) that, for every webpage shown in the questionnaire, we also asked (with [Q2]) participants (P) to point out the cues that influenced their rating (of [Q1]). Here, we qualitatively analyze the open-form answers through a *thematic analysis* [74] (which has been used also in [9]).

**Codebook.** Given that we focus on adversarial phishing webpages, our qualitative coding is based on the data from the adversarial study. In total, we have 3,525 responses from 235 participants from the adversarial study. Two authors (i.e., coders) have worked together to code the answers. A primary coder first codes 27% of the responses, which serves as the foundation for creating a comprehensive codebook. Subsequently, both the primary and secondary coders independently code 10% of the responses that have not yet been coded. We use Cohen's Kappa ( $\kappa$ ) statistic to assess the agreement between coders. In cases where  $\kappa < 0.7$ , both coders meet up to discuss and resolve discrepancies and refine the codebook, potentially also re-examining and re-coding responses that exhibit inconsistencies. This iterative process continues until a satisfactory agreement is reached, i.e.,  $\kappa > 0.7$  [56]. In our finalized codebook, we have  $\kappa = 0.718$ , indicating *good inter-coder reliability* [33]. With this codebook (which we release [5]), we thematically coded 1,307 valid responses (37%) that mentioned any webpage elements [9] (e.g., logo, background) or their feeling of the webpage. Specifically, 737 responses are from webpages rated as "phishing" and 541 responses are from webpages rated as "legitimate".

### 6.1 Why is the webpage legitimate/phishing?

We first investigate what led our participants to derive that a given webpage is legitimate or phishing. For the sake of this analysis, we ignore the ground truth of each webpage, since we are interested in the users reasoning of what *they think* is phishing (or not).

**"I think this is Phishing because..."** Among the 737 responses on webpages rated as phishing, the most prevalent factor is "text content" (282, 38%). Other top-3 factors are "layout" (170, 23%) and "functionality" (168, 23%) of the webpage. Fewer responses (66, 9%) mentioned image content. (We omit factors whose prevalence is

below 9%.) We run pairwise Chi-squared tests to compare the number of responses mentioning *text content* (the most prevalent) and those mentioning each of the other factors. We confirm that the differences are statistically significant (all comparisons have  $p < 0.001$ ).

Among the 282 **text-related** responses, 119 of them (42%) mentioned the presence of typos. For example, P404 stated “*The spelling of the word Outlook is not right*”. This is consistent with prior studies [30, 54] reporting that typos hurt the perceived credibility of a webpage. Other text-related responses encompassed factors such as “grammar” (67, 24.5%) and “style” (44, 15.6%). E.g., P1013 mentioned “*The font does not look like the regular Google font that I usually see*”.

Regarding other prevalent factors, **layout** (23%) refers to the organization of different components of the webpage, which is a known factor that influences the perceived credibility of websites [18]. E.g., P496 stated “*This does not look like the regular Google login page at all; it looks really off so it seems super sketchy*”. The **functionality** (23%) denotes the specific tasks that the website can help users to accomplish. E.g., P520 mentioned “*This does not appear to be a correct website for DHL since they would not ask you to log in typically to track*”. Nonetheless, participants expected that phishing websites would have a way to collect user data. As such, such information-gathering functionality can raise suspicion. E.g., P825, in response to the page shown in Fig. 6 (Appendix A), stated “*it asked for the credit card number and therefore looks like it phishing*”.

In comparison, fewer responses mentioned **image content** (66, 9%). E.g., P860 mentioned “*The image seems off from what I am usually used to*”. Among these, 25 responses mentioned the background, e.g., P1202 stated “*The background isn’t moving like on the real site*”.

**“I think this is Legitimate because...”** Among the 541 responses for webpages rated as legitimate, 249 (46%) did not mention any specific factor but describe how the participant “feels” about the webpage. E.g., P154 stated: “*(It) looks like PayPal login page*”. Only few responses mentioned specific factors. E.g., 26 (5%) mentioned “*no misspellings or poor grammar*”, suggesting that correct writing is regarded as an indicator of legitimacy (albeit this could be influenced by previously viewed webpages having typos). Finally, we report that some users may rely on misinformed strategies. E.g., P54 stated: “*Google is a very reputable and credible search engine*”, suggesting that a brand’s reputation is an indicator of trustworthiness (which is exactly what phishers use to trick their victims).

**TAKEAWAYS (RQ4):** After determining the legitimacy of a webpage, users motivate their decision by describing their “feelings” if they believe the webpage to be legitimate. In contrast, when they think the webpage is phishing, they mention more specific indicators—most of which entail textual content errors.

## 6.2 What do users write on adversarial samples?

In an attempt to exhaustively answer RQ4, we further enrich our analysis by performing a break down of the participants’ reasoning on the *specific type* of APW (cf. §3) included in our adversarial study. For this investigation (and contrarily to what we did in §6.1), we must account for the ground truth of each webpage.

**APW-Lab.** We recall (cf. Fig. 3) that our participants performed very well on *APW-Lab\_typo*, for which we coded 93 responses. Among these, a large majority (69, 74%) mentioned “typo” (after

making a correct detection). Intriguingly, 15% (14) provided reasons that have nothing to do with *APW-Lab\_typo* (despite still rating them as phishing). E.g., P668 stated: “*figures do not look normal*”. The remaining 11% incorrectly labeled the webpage as legitimate (e.g., “*Everything looks normal*” [P621]).

Concerning *APW-Lab\_img*, we have coded 61 responses. Notably, only 13% (8) pointed out the ‘correct’ adversarial perturbation (i.e., images on footer). E.g., P544 stated: “*low quality and strange icons at the bottom, which a legit site would not have*”. In contrast, 48% (29) mentioned other reasons. E.g., P210 stated: “*Adobe doesn’t require logging in to view something in it to my knowledge*”. The remaining 39% incorrectly labeled the webpage as legitimate (e.g., “*norton certificate makes me think it’s more legit than not*.” [242]).

For *APW-Lab\_pswd*, we coded 137 responses. The majority (70, 51%), despite stemming from a correct detection, have nothing to do with our perturbation: only 8% (11) pointed out the visible password as a potential phishing indicator (e.g., “*password field is plain text*” [P1306]; or “*the password is not hidden*” [P937]). The rest 41% incorrectly labeled the webpage as legitimate (e.g., “*As a Wells Fargo customer who was literally just checking their account before starting this study I can assure you this is legitimately legit*” [P86]).

We coded 89 responses for *APW-Lab\_bg*. Surprisingly, only 4% (3) of responses mention our inserted perturbation. In contrast, 48% (43) justify their (correct) phishing detection by mentioning unrelated factors. E.g., P971 stated: “*too many big competing brands at the top*”. The rest 49% incorrectly labeled the page as legitimate (e.g., P321 stated: “*good grammar, good syntax, appropriate colors, logo*”).

For each type of APW above, we again run a Chi-squared test to compare the number of correct phishing detections that mention the inserted perturbation w.r.t. other factors (we do not include misclassifications). The results show that the number of mentions of inserted perturbations is statistically significantly lower than other factors, with  $p < 0.001$  for all four perturbation types.

**TAKEAWAY (RQ4):** Even though participants can recognize an APW as “phishing”, they rarely pinpoint the perturbation that makes the webpage “adversarial” (as long as it is not text-based).

**APW-Wild.** We coded 594 responses for adversarial webpages “from the wild Web”.<sup>10</sup> We recall (§5) that our participants are better at detecting *APW-Wild* (w.r.t. unperturbed phishing webpages), so we attempt to explain this. Driven by our previous findings (§6.1), we scrutinized whether the reason lies in text-related factors. Among the justifications for correct detections, we found that 22% (131) mention text-related factors (e.g., P1246 wrote “*Forgotten password doesn’t seem right*”). More specifically, the responses mention typo, grammar, and text-style issues 8%, 6%, and 6%, respectively. Some (18%, 107) mentioned layout (e.g., P362 wrote “*bad css*”), whereas others (16%, 94) mentioned functionality (e.g., P795 wrote: “*(It) should be one form of 2FA*”). Few 9% (56) mention the logo (e.g., P1007 wrote “*The Google logo is wrong*.”); and even less (7%, 40) mentioned other visual elements such as background color (e.g., P108 wrote: “*Google login prompt is not with a gray background*”). Finally, 205 (35%) incorrectly labeled their webpage as legitimate

<sup>10</sup>We do not make claims on the “correct identification” of the perturbation (as we did for *APW-Lab*): this is because we cannot be sure of which perturbation was applied by the (real) attackers who crafted the webpages in *APW-Wild*. See Appendix A.

(e.g., “*Nothing misleading*” [P119]). We run a Chi-squared test, and confirm the number of mentions of text indicators is higher than functionality, logo, and other visual elements, with statistical significance ( $p < 0.01$  for all pairs). However, the difference between text indicators and layout is not statistically significant ( $p = 0.082$ ).

## 7 DISCUSSION AND FUTURE WORK

We compare our findings with related studies in Appendix B.3.

**Limitations.** First, our study is limited to participants from the U.S. given we are primarily assessing phishing sites targeting the US-based brands. Future work may consider recruiting participants from different countries and expanding the set of target brands. Second, our evaluation is intentionally set to be highly primed to examine the upper-bound performance of users. This can be different from real-world scenarios wherein users are often “unprepared” when encountering phishing websites. A similar setting is explored by Draganovic et al. [29], but they also admit the limitation of this approach. Third, to protect users, we only present phishing screenshots (to prevent users from accidentally clicking on malicious links or leaking their information). However, this also prevents interacting with the website which can be a part of the human’s detection process. Furthermore, our screenshots are for desktop browsers, and hence we do not claim that our results generalize to other platforms (e.g., smartphones). Fourth, to focus on adversarial phishing webpages, we excluded URLs from our evaluation. Even though prior studies [26, 51, 82] showed that most users cannot effectively utilize URLs as identity indicators of a website, the presence of URLs may help users judge the overall legitimacy of a webpage together with other indicators. Finally, in this work we have considered perturbations that (i) bypass the detector, while being (ii) physically realizable and (iii) noticeable by users. Even though we considered various types of perturbations, there are virtually infinite ways one can take to achieve this purpose. Hence we do not claim that our results can generalize to all types of adversarial tactics used by attackers. We endorse future work to consider other types of perturbations (e.g., the ones considered by Lee et al. [49]), potentially by using our resources [5].

**Implications for “Technical” Web Security.** For research focused on adversarial phishing attacks (e.g., [10, 24, 49, 50, 69]), we argue that bypassing an ML-PWD is necessary but not sufficient for a phishing webpage to be successful. The adversarial phishing webpages should be also assessed with users. More importantly, *it is vital to compare adversarial phishing webpages with unperturbed phishing webpages to ensure the adversarial perturbations do not make the webpages significantly less effective on users* (in favor of bypassing ML-PWD). E.g., in our study, we find that certain adversarial perturbations (e.g., typos) are more easily noticed by users despite their high evasion success rate against ML-PWD. This defect would be otherwise unknown without a user study. Another implication is that visual adversarial perturbations seem to be effective against both ML-PWD and users, which should be considered in future work when robustifying ML-PWD. Finally, we stress that some of our visual perturbations were “large” (e.g., *APW-Lab\_bg* entailed replacing the entire background—see Fig. 4), but they still allowed the webpage to bypass the ML-PWD (both ours and the production-grade one—see Fig. 5) and *deceive the users*. This is in

stark contrast with most AML research in computer vision, wherein the goal is to apply “imperceptible” perturbations (e.g., [20, 71]). Hence, we endorse future research to explore perturbations having a higher magnitude. Finally, our findings (and overarching message) are useful for practitioners: ML-based detectors are prone to make mistakes; however, in the phishing context, a “false negative” can be either trivially detected by a user (in which case, it is not a problem); or *also* fool the user (in which case, it becomes a problem). By identifying which adversarial strategies bypass both system and users, security operators can determine which threat to prioritize (in our case, *APW-Lab\_bg* tend to be very effective).

**Implications to User Education.** Researchers have studied ways to improve users’ ability to recognize phishing websites through training and education [47, 58, 82]. Our results show that users overlook ‘visual’ adversarial perturbations (w.r.t. text-based ones). One possible future direction is to increase user awareness of such adversarial phishing webpages. However, we believe there is an inherent risk in doing so. Indeed, adversarial phishing webpages have certain visual artifacts that deviate them from authentic phishing webpages—helping users recognize such artifacts may help users with phishing detection. However, *the lack of such artifacts* does not mean the website is trustworthy. In our study, we have observed signs of over-trusting known/familiar websites. For example, a user’s frequency of visiting a brand’s website negatively predicts the user’s phishing detection accuracy on this brand.

**CONCLUSIONS.** We present two user studies ( $n=470$ ) to assess how humans perceive adversarial webpages that bypass ML-based phishing website detectors. We confirm the threat of adversarial phishing webpages to end-users and compare the effectiveness of different types of adversarial perturbations. We argue that *assessing the users’ response to adversarial webpages* should be a mandatory step to evaluate evasion attacks in the context of phishing webpage detection. Our work can serve as a benchmark for future research, and we openly release all our resources [5].

## 8 ACKNOWLEDGMENTS

This work was supported by the European Commission under the Horizon Europe Programme, as part of the project LAZARUS (Grant Agreement no. 101070303). The content of this article does not reflect the official opinion of the European Union. Responsibility for the information and views expressed therein lies entirely with the authors. This work was partially supported by project SERICS (PE00000014) under the NRRP MUR program funded by the EU - NGEU. This work was supported in part by NSF grants 2030521, 2055233, and 2229876, and an Amazon Research Award. This work was also partially supported by Hilti. Mauro Conti is affiliated also with TU Delft.

## REFERENCES

- [1] 2022. *Internet Crime Report*. Technical Report. FBI.
- [2] 2023. PhishTank. <https://phishtank.org/>.
- [3] 2023. Sensitive Personal Data. <https://home.treasury.gov/taxonomy/term/7651>.
- [4] 2023. Similarweb. <https://www.similarweb.com/top-websites/>.
- [5] 2024. *Our Repository*. <https://doi.org/10.5281/zenodo.10651014>
- [6] Sahar Abdelnabi, Katharina Krombholz, and Mario Fritz. 2020. Visualphishnet: Zero-day phishing website detection by visual similarity. In *CCS*.
- [7] Abdullah Alnajim and Malcolm Munro. 2009. An anti-phishing approach that uses training intervention for phishing websites detection. In *IEEE ITNG*.
- [8] Mohamed Alsharnouby, Furkan Alaca, and Sonia Chiasson. 2015. Why phishing still works: User strategies for combating phishing attacks. *IJHCS* (2015).



- [9] Giovanni Apruzzese, Hyrum Anderson, Savino Dambra, David Freeman, Fabio Pierazzi, and Kevin Roundy. 2023. “Real Attackers Don’t Compute Gradients”: Bridging the Gap Between Adversarial ML Research and Practice. In *SaTML*.
- [10] Giovanni Apruzzese, Mauro Conti, and Ying Yuan. 2022. SpacePhish: The Evasion-space of Adversarial Attacks against Phishing Website Detectors using Machine Learning. In *ACSAC*.
- [11] Giovanni Apruzzese and VS Subrahmanian. 2022. Mitigating Adversarial Gray-Box Attacks Against Phishing Detectors. *IEEE TDSC* 20 (2022), 3753–3769.
- [12] N Arachchilage, S Love, and C Maple. 2013. Can a mobile game teach computer users to thwart phishing attacks? *International Journal for Infonomics* 6 (2013).
- [13] Nalin Asanka Gamage, Arachchilage, Steve Love, and Konstantin Beznosov. 2016. Phishing threat avoidance behaviour: An empirical investigation. *Computers in Human Behavior* 60 (2016), 185–197.
- [14] Miriam E Armstrong, Keith S Jones, and Akbar Siami Namin. 2023. How perceptions of caller honesty vary during vishing attacks that include highly sensitive or seemingly innocuous requests. *Human Factors* 65 (2023), 275–287.
- [15] Michael Bailey, David Dittrich, Erin Kenneally, and Doug Maughan. 2012. The Menlo report. *IEEE Security & Privacy* 10 (2012), 71–75.
- [16] Shahryar Baki and Rakesh M Verma. 2023. Sixteen Years of Phishing User Studies: What Have We Learned? *IEEE TDSC* 20 (2023), 1200–1212.
- [17] Phoebe A Barraclough, Gerhard Fehring, and John Woodward. 2021. Intelligent cyber-phishing detection for online. *Computers & Security* 104 (2021), 102123.
- [18] Yakov Bart, Venkatesh Shankar, Fareena Sultan, and Glen L Urban. 2005. Are the drivers and role of online trust the same for all web sites and consumers? A large-scale exploratory empirical study. *Journal of marketing* (2005).
- [19] Lukas Bieringer, Kathrin Grosse, Michael Backes, Battista Biggio, and Katharina Krombholz. 2022. Industrial practitioners’ mental models of adversarial machine learning. In *SOUPS*.
- [20] Battista Biggio and Fabio Roli. 2018. Wild patterns: Ten years after the rise of adversarial machine learning. *Elsevier Pattern Recogn.* 84 (2018), 317–331.
- [21] Franziska Boenisch, Verena Battis, Nicolas Buchmann, and Maija Poikela. 2021. “I Never Thought About Securing My Machine Learning Systems”: A Study of Security and Privacy Awareness of Machine Learning Practitioners. In *MuC*.
- [22] Nicholas Carlini and David Wagner. 2017. Adversarial examples are not easily detected: Bypassing ten detection methods. In *AISeC*.
- [23] Kang Leng Chiew, Ee Hung Chang, C Lin Tan, Johari Abdullah, and Kelvin Sheng Chek Yong. 2018. Building standard offline anti-phishing dataset for benchmarking. *International Journal of Engineering & Technology* 7 (2018), 7–14.
- [24] Iginio Corona, Battista Biggio, Matteo Contini, Luca Piras, Roberto Corda, Mauro Mereu, Guido Mureddu, Davide Ariu, and Fabio Roli. 2017. Deltaphish: Detecting phishing webpages in compromised websites. In *ESORICS*.
- [25] Tukur Dahiru. 2008. P-value, a true test of statistical significance? A cautionary note. *Annals of Ibadan postgraduate medicine* 6 (2008), 21–26.
- [26] Rachna Dhamija, J Doug Tygar, and Marti Hearst. 2006. Why phishing works. In *CHI*.
- [27] Dinil Mon Divakaran and Adam Oest. 2022. Phishing Detection Leveraging Machine Learning and Deep Learning: A Review. *IEEE Security & Privacy* (2022).
- [28] Julie S. Downs, Mandy Holbrook, and Lorrie Faith Cranor. 2007. Behavioral Response to Phishing Risk. In *eCrime*.
- [29] Ajka Draganovic, Savino Dambra, Javier Aldana Iuit, Kevin Roundy, and Giovanni Apruzzese. 2023. “Do users fall for real adversarial phishing?” Investigating the human response to evasive webpages. In *eCrime*.
- [30] Shirir Einaiv, Alexandria Levey, Priya Patel, and Abigail Westwood. 2020. Epistemic vigilance online: Textual inaccuracy and children’s selective trust in webpages. *British Journal of Developmental Psychology* 38 (2020), 566–579.
- [31] Jerry Felix and C Hauck. 1987. System security: a hacker’s perspective. In *Interex*.
- [32] Robert Ferber. 1952. Order bias in a mail survey. *Journal of Marketing* (1952).
- [33] Joseph L Fleiss, Bruce Levin, and Myunghee Cho Paik. 2013. *Statistical methods for rates and proportions*. John Wiley & sons.
- [34] Brian J Fogg, Jonathan Marshall, Othman Laraki, Alex Osipovich, Chris Varma, Nicholas Fang, Jyoti Paul, Akshay Rangnekar, John Shon, Preeti Swani, et al. 2001. What makes web sites credible? A report on a large quantitative study. In *CHI*.
- [35] Shakthidhar Gopavaram, Jayati Dev, Marthie Grobler, DongInn Kim, Sanchari Das, and Jean Camp. 2021. Cross-national study on phishing resilience. In *USEC*.
- [36] Kathrin Grosse, Lukas Bieringer, Tarek Richard Besold, Battista Biggio, and Katharina Krombholz. 2022. “Why do so?”—A Practical Perspective on Machine Learning Security. In *AdvML Frontier (ICML Workshop)*.
- [37] Kathrin Grosse, Lukas Bieringer, Tarek R Besold, Battista Biggio, and Katharina Krombholz. 2023. Machine learning security in industry: A quantitative survey. *IEEE TIFS* 18 (2023), 1749–1762.
- [38] Abdelhakim Hannousse and Salima Yahiouche. 2021. Towards benchmark datasets for machine learning based website phishing detection: An experimental study. *Engineering Applications of Artificial Intelligence* 104 (2021), 104347.
- [39] Amir Herzberg and Ahmad Jbara. 2008. Security and identification indicators for browsers against spoofing and phishing attacks. *ACM TOIT* (2008).
- [40] Hang Hu, Steve TK Jan, Yang Wang, and Gang Wang. 2021. Assessing Browser-level Defense against {IDN-based} Phishing. In *USENIX Sec*.
- [41] Cristian Iuga, Jason RC Nurse, and Arnau Erola. 2016. Baiting the hook: factors impacting susceptibility to phishing attacks. *HCIS* 6 (2016), 1–20.
- [42] Ankit Kumar Jain and BB Gupta. 2018. PHISH-SAFE: URL features-based phishing detection system using machine learning. In *CSI*.
- [43] Balachander Krishnamurthy and Craig E Wills. 2009. On the leakage of personally identifiable information via online social networks. In *WOSN*.
- [44] Ram Shankar Siva Kumar, Magnus Nyström, John Lambert, Andrew Marshall, Mario Goertzel, Andi Comissoneru, Matt Swann, and Sharon Xia. 2020. Adversarial machine learning-industry perspectives. In *SPW*.
- [45] Ponnurangam Kumaraguru, Steve Sheng, Alessandro Acquisti, Lorrie Faith Cranor, and Jason Hong. 2010. Teaching Johnny not to fall for phish. *ACM TOIT* (2010).
- [46] Alexandra Kunz, Melanie Volkamer, Simon Stockhardt, Sven Palberg, Tessa Lottermann, and Eric Piegert. 2016. Nophish: evaluation of a web application that teaches people being aware of phishing attacks. *Informatik* (2016).
- [47] Elmer Lastdrager, Inés Carvajal Gallardo, Pieter Hartel, and Marianne Junger. 2017. How Effective is {Anti-Phishing} Training for Children?. In *SOUPS*.
- [48] Yann LeCun, Yoshua Bengio, and Geoffrey Hinton. 2015. Deep learning. *Nature* 521 (2015), 436–444.
- [49] Jehyun Lee, Zhe Xin, Melanie Pei See Ng, Kanav Sabharwal, Giovanni Apruzzese, and Dinil Mon Divakaran. 2023. Attacking logo-based phishing website detectors with adversarial perturbations. In *ESORICS*.
- [50] Bin Liang, Miaoqiang Su, Wei You, Wenchang Shi, and Gang Yang. 2016. Cracking classifiers for evasion: a case study on the google’s phishing pages filter. In *WWW*.
- [51] Eric Lin, Saul Greenberg, Eileah Trotter, David Ma, and John Aycocock. 2011. Does domain highlighting help people identify phishing sites?. In *CHI*.
- [52] Yun Lin, Ruofan Liu, Dinil Mon Divakaran, Jun Yang Ng, Qing Zhou Chan, Yiwen Lu, Yuxuan Si, Fan Zhang, and Jin Song Dong. 2021. Phishpedia: A hybrid deep learning based approach to visually identify phishing webpages. In *USENIX Sec*.
- [53] Ruofan Liu, Yun Lin, Xianglin Yang, Siang Hwee Ng, Dinil Mon Divakaran, and Jin Song Dong. 2022. Inferring phishing intention via webpage appearance and dynamics: A deep vision based approach. In *USENIX Sec*.
- [54] Ziming Liu. 2004. Perceptions of credibility of scholarly information on the web. *Information processing & management* 40 (2004), 1027–1038.
- [55] Jaron Mink, Harjot Kaur, Juliane Schmüser, Sascha Fahl, and Yasemin Acar. 2023. “Security is not my field, I’m a stats guy”: A Qualitative Root Cause Analysis of Barriers to Adversarial Machine Learning Defenses in Industry. In *USENIX Sec*.
- [56] Jaron Mink, Licheng Luo, Natã M Barbosa, Olivia Figueira, Yang Wang, and Gang Wang. 2022. {DeepPhish}: Understanding User Trust Towards Artificially Generated Profiles in Online Social Networks. In *USENIX Sec*.
- [57] Biagio Montaruli, Luca Demetrio, Maura Pintor, Battista Biggio, Luca Compagna, and Davide Balzarotti. 2023. Raze to the Ground: Query-Efficient Adversarial HTML Attacks on Machine-Learning Phishing Webpage Detectors. In *AISeC*.
- [58] Maria M Moreno-Fernández, Fernando Blanco, Pablo Garazizar, and Helena Matute. 2017. Fishing for phishers: Improving Internet users’ sensitivity to visual deception cues to prevent electronic fraud. *CHB* 69 (2017), 421–436.
- [59] Adam Oest, Yeganeh Safaei, Penghui Zhang, Brad Wardman, Kevin Tyers, Yan Shoshitaishvili, and Adam Douppé. 2020. PhishTime: Continuous longitudinal measurement of the effectiveness of anti-phishing blacklists. In *USENIX Sec*.
- [60] A. Orunsolu, O. Afolabi, S. Sodiya, and A. Akinwale. 2018. A Users’ Awareness Study and Influence of Socio-Demography Perception of Anti-Phishing Security Tips. *Acta Informatica Pragensia* 7 (2018), 138–151.
- [61] Stefan Palan and Christian Schitter. 2018. Prolific. ac—A subject pool for online experiments. *Journal of Behavioral and Experimental Finance* 17 (2018), 22–27.
- [62] Thomas Kobber Panum, Kaspar Hageman, René Rydhof Hansen, and Jens Myrup Pedersen. 2020. Towards adversarial phishing detection. In *USENIX CSET*.
- [63] Kathryn Parsons, Agata McCormac, Malcolm Pattinson, Marcus Butavicius, and Cate Jerram. 2013. Phishing for the truth: A scenario-based experiment of users’ behavioural response to emails. In *IFIP SEC*.
- [64] Swapan Purkait, Sadhan Kumar De, and Damodar Suar. 2014. An empirical investigation of the factors that influence Internet user’s ability to correctly identify a phishing website. *Information Management & Comput. Secur.* (2014).
- [65] Bushra Sabir, M Ali Babar, and Raj Gaire. 2020. An evasion attack against ml-based phishing url detectors. *arXiv e-prints* (2020).
- [66] Manuel Sánchez-Paniagua, Eduardo Fidalgo, Víctor González-Castro, and Enrique Alegre. 2021. Impact of current phishing strategies in machine learning models for phishing detection. In *CISIS*.
- [67] Michael James Scott, Gheorghita Ghinea, and Nalin Asanka Gamage, Arachchilage. 2014. Assessing the role of conceptual knowledge in an anti-phishing educational game. In *ICALT*.
- [68] Steve Sheng, Mandy Holbrook, Ponnurangam Kumaraguru, Lorrie Faith Cranor, and Julie Downs. 2010. Who falls for phish? A demographic analysis of phishing susceptibility and effectiveness of interventions. In *CHI*.
- [69] Hossein Shirazi, Bruhadeshwar Bezawada, Indrakshi Ray, and Charles Anderson. 2019. Adversarial sampling attacks against phishing detection. In *DBSec*.
- [70] Fu Song, Yusi Lei, Sen Chen, Lingling Fan, and Yang Liu. 2021. Advanced evasion attacks and mitigations on practical ML-based phishing website classifiers. *International Journal of Intelligent Systems* 36 (2021), 5210–5240.

- [71] Jiawei Su, Danilo Vasconcellos Vargas, and Kouichi Sakurai. 2019. One pixel attack for fooling deep neural networks. *IEEE TEVC* 23 (2019), 828–841.
- [72] Ronnie Taib, Kun Yu, Shlomo Berkovsky, Mark Wiggins, and Piers Bayl-Smith. 2019. Social engineering and organisational dependencies in phishing attacks. In *Interact*.
- [73] Lizhen Tang and Qusay H Mahmoud. 2021. A survey of machine learning-based solutions for phishing website detection. *Machin. Learn. Knowl. Extract.* (2021).
- [74] David R Thomas. 2006. A general inductive approach for analyzing qualitative evaluation data. *American journal of evaluation* 27 (2006), 237–246.
- [75] Christopher Thompson, Martin Shelton, Emily Stark, Maximilian Walker, Emily Schechter, and Adrienne Porter Felt. 2019. The web’s identity crisis: understanding the effectiveness of website identity indicators. In *USENIX Sec*.
- [76] Ke Tian, Steve TK Jan, Hang Hu, Danfeng Yao, and Gang Wang. 2018. Needle in a haystack: Tracking down elite phishing domains in the wild. In *IMC*.
- [77] Alex Tsow and Markus Jakobsson. 2007. Deceit and deception: A large user study of phishing. *Indiana University*. 9 (2007), 2007.
- [78] Rakesh Verma and Keith Dyer. 2015. On the character of phishing URLs: Accurate and robust statistical learning classifiers. In *CODASPY*.
- [79] Jingguo Wang, Yuan Li, and H Raghav Rao. 2016. Overconfidence in phishing email detection. *Journal of the Association for Information Systems* 17 (2016), 1.
- [80] Wei Wei, Qiao Ke, Jakub Nowak, Marcin Korytkowski, Rafał Scherer, and Marcin Woźniak. 2020. Accurate and fast URL phishing detector: a convolutional neural network approach. *Computer Networks* 178 (2020), 107275.
- [81] Ryan T. Wright, Matthew L. Jensen, Jason Bennett Thatcher, Michael Dinger, and Kent Marett. 2014. Research Note—Influence Techniques in Phishing Attacks: An Examination of Vulnerability and Resistance. *Inf. Syst. Res.* 25 (2014), 385–400.
- [82] Aiping Xiong, Robert W Proctor, Weining Yang, and Ninghui Li. 2017. Is domain highlighting actually helpful in identifying phishing web pages? *Hum. Factors* 59 (2017), 640–660.
- [83] Che-Ching Yang, Shian-Shyong Tseng, Tsung-Ju Lee, Jui-Feng Weng, and Kaiyuan Chen. 2012. Building an anti-phishing game to enhance network security literacy learning. In *ICALT*.
- [84] Ying Yuan, Giovanni Apruzzese, and Mauro Conti. 2023. Multi-SpacePhish: Extending the Evasion-space of Adversarial Attacks against Phishing Website Detectors using Machine Learning. *ACM DTRAP* (2023).

## A EXTRA DETAILS AND DESCRIPTIONS

**APW-Wild.** We used a dataset from the recent SaTML’23 paper [9]. The authors worked with a security company to release 100 “adversarial” phishing webpages created by real-world attackers that bypass the company’s commercial (and ML-powered) detector. Furthermore, the authors of [9] performed a coding exercise in which two researchers tried to infer the “evasive strategy” used by the attacker to (allegedly) bypass the target ML-PWD. We report the results of such coding in Table 4, taken verbatim from [9].

Evasive Strategy	Count	Evasive Strategy	Count
Company name style	25	Logo stretching	11
Blurry logo	23	Multiple forms - images	10
Cropping	20	Background patterns	8
No company name	16	“Log in” obfuscation	6
No visual logo	13	Masking	3
Different visual logo	12		

**Table 4: Frequency of evasive strategies in 100 phishing pages that were poorly analyzed by a commercial ML-PWD (source: [9]).**

We make two remarks, reflecting practical issues of *APW-Wild*.

- As also acknowledged by the authors of [9], it is difficult to verify whether the inferred strategy is the true strategy of the attackers. Indeed, obtaining certainty about such tactics would require one to ask the attacker that crafted the phishing webpage (in other words, a “probatio diabolica”).
- We do not have access to the commercial detector used by the security company contacted in [9]. Hence, it is difficult to verify whether the “inferred” perturbation (according to our participants) is the true (or only) cause for evasion.

Therefore, it is difficult to control the perturbation type in *APW-Wild* (§6.2), hence we do not attempt to run statistical analyses (like

Demographics	Baseline	Adversarial	Total
<b>Gender</b>			
Male	125	115	240
Female	104	116	220
Non-binary / third gender	5	1	6
Prefer not to say	1	3	4
<b>Age</b>			
18-29	41	45	86
30-39	68	72	140
40-49	59	38	97
50-59	42	44	86
60-69	15	25	40
70 or above	10	8	18
Prefer not to say	0	3	3
<b>Education</b>			
Some high school or less	3	2	5
High school diploma or GED	33	25	58
Some college, but no degree	34	43	77
Associates or technical degree	31	25	56
Bachelor’s degree	103	97	200
Graduate or professional degree	31	41	72
Prefer not to say	0	2	2
<b>Phish knowledge</b>			
Yes	157	137	294
No	72	86	158
Prefer not to say	6	12	18
<b>Computer knowledge</b>			
Yes	44	39	83
No	188	190	378
Prefer not to say	3	6	9
<b>Security knowledge</b>			
YES	20	10	30
No	211	221	432
Prefer not to say	4	4	8
<b>Total</b>	235	235	470

**Table 5: Participants’ Demographics (all from the US).**

we did for *APW-Lab*). Instead, we treat *APW-Wild* as a collection of various evasion strategies observed in the real world.

**Features.** For our custom ML-PWD, we rely on the HTML features proposed in [10]. Specifically: *freqDom*, *objectRatio*, *metaScripts*, *commPage*, *commPageFoot*, *SFH*, *popUp*, *anchors*, *rightClick*, *domCopyright*, *nullLnkWeb*, *nullLnkFooter*, *brokenLnk*, *loginForm*, *hiddenDiv*, *favicon*, *hiddenButton*, *hiddenInput*, *URLBrand*, *iframe*, *css*, *statBar*. For more details, refer to the artifact documentation of [10].

**Screenshots.** Our user study involve 15 popular U.S. website brands. For each brand, we have 2 unperturbed phishing pages, 1 legitimate webpage, 4 types of *APW-Lab* pages, and a [0–7] *APW-Wild* pages. Specifically: 0 for Adobe, Amazon, BOA, eBay, Facebook, Wells Fargo, Yahoo; 1 for Paypal; 2 for Apple, DHL, Dropbox; 3 for Outlook; 4 for Microsoft; 7 for Google, AT&T.

Fig. 5 shows two *APW-Wild* pages used in our study with a weird background pattern and a blurry logo. Fig. 6 is an adversarial phishing webpage (*APW-Wild*) that asks for credit card information.

## B EXTRA EXPERIMENTS AND ANALYSES

### B.1 Choice of Random Forest

Our custom ML-PWD relies on the Random Forest classification algorithm. This choice was driven by the findings of abundant prior work, which demonstrated that Random Forests outperformed other classification algorithms for phishing website detection [10, 57, 76],

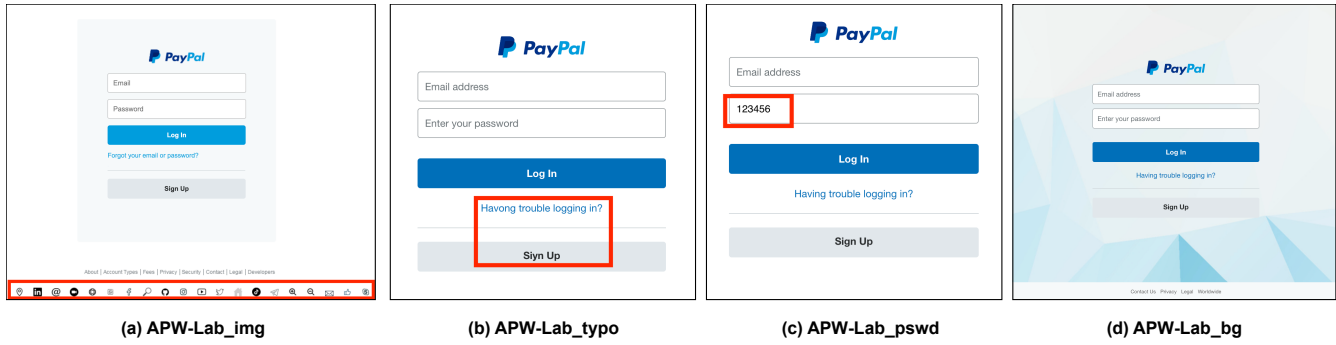


Fig. 4: Example screenshot of lab-generated adversarial phishing pages targeting Paypal. We include two types of perturbations: (a) adding small images to the footer, (b) introducing typos, (c) making the password visible, and (d) adding a background image.

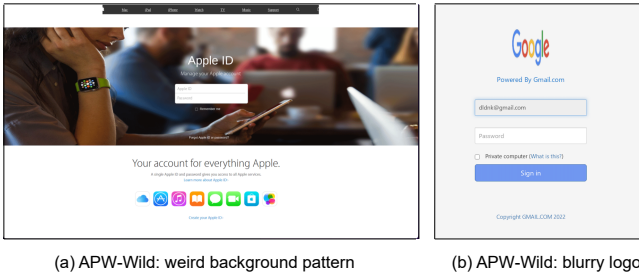


Fig. 5: Some APW-Wild pages (taken from [9]) used in our user study.

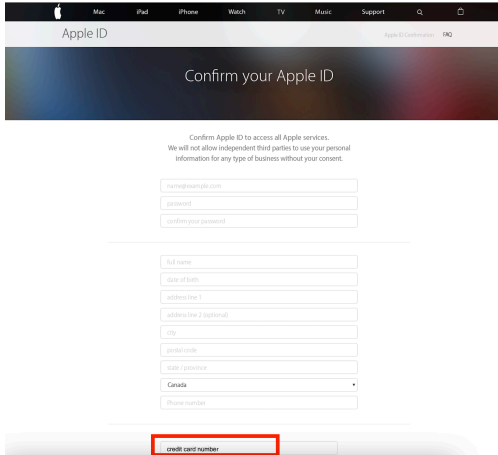


Fig. 6: An adversarial phishing page asking for credit card data.

To further justify our selection, however, we have **empirically verified** this claim holds also on our chosen dataset.

We have performed an experiment wherein we compare Random Forest with two other well-known classification algorithms: Linear Regression [50] and a Deep Convolutional Neural Network [80]. Specifically, we consider our dataset and perform a train:test split of 80:20 (the same as in our paper and common in prior-work [10]). Then, we learn a classifier based on each of our considered algorithms and verify its performance (TPR and FPR) on the test set. We repeat this experiment five times for each algorithm (by randomly choosing the train:test partitions with the same split). On average: Random Forest has TPR=0.98 and FPR=0.04; Linear Regression has TPR=0.8, FPR=0.09; Convolutional Neural Network has

TPR=0.91, FPR=0.09. **These results confirm our intuition** and provide further evidence that our choice is appropriate.

Notably, we are the first to perform such an experiment on our dataset [23], so these results can be used by future work. Low-level details of this evaluation are available in our repository [5].

## B.2 Effects of Similar Perturbations

We find it instructive to perform a low-level analysis of our results by focusing on *subcategories* of our *APW-Lab* perturbations.

- *APW-Lab\_img*. We always add the same image *at the bottom of the page*. However, for webpages that are “long” (meaning that the user has to scroll down), the TPR=0.27, whereas for webpages that are “short” (meaning that the user can see the whole page without having to scroll), the TPR=0.58. This result is expected, since our perturbation is not apparent to users (who need to scroll down to notice it).<sup>11</sup>
- *APW-Lab\_bg*. We always replace the *original background* with the same image. However, for some brands the transition between the added background and the embedded objects in the webpage is “smooth”, leading to a TPR=0.456. In contrast, others webpages have some objects which are put in front of the background, resulting in a “rough” transition which is more apparent to users (TPR=0.568). This result is also expected, since users can point out more easily that there is something ‘phishy’ about the latter category.<sup>12</sup>
- *APW-Lab\_typo*. Some introduced typos entail *also* words that represent the targeted brand (e.g., “Adobe” → “Adibe”). In these cases, users score higher (TPR=0.87) than for those cases in which the typo affect words that do not include the brand (TPR=0.83). This result is sensible, since users are less likely to be fooled by a typo affecting the name of the brand.<sup>13</sup>
- *APW-Lab\_psw*. We always insert the string “123456” in the password field. However, for some webpages, this field is anticipated by the word “Password”, which clearly denotes a field which expects a password input; in contrast, other webpages do not have such a word<sup>14</sup>, making it unclear what

<sup>11</sup>Long pages: BOA, Dropbox. Short pages: all pages of the other 13 brands.

<sup>12</sup>“Rough”: Wells Fargo, Apple, AT&T, DHL, Facebook. “Smooth”: 10 remaining brands.

<sup>13</sup>Typos in brand: Adobe, Apple, Dropbox, Ebay, Facebook, Wells Fargo.

<sup>14</sup>These webpages are: Apple, AT&T, BOA, Dropbox, Facebook, Microsoft, Outlook, Paypal, Yahoo. The lack of the word is because the term “password” was included in the field itself. Therefore, by filling the field with our perturbation, we replaced the term “password”, leading to this word disappearing from the webpage altogether.

this field (and, hence, our inserted string) may refer to. We find it surprising that the TPR for the latter is *higher* than the former (TPR=0.57 vs 0.55), since we would expect that a user would find it suspicious that a clearly labeled password field has a (weak) password in plaintext (and not obfuscated). We invite the reader to check our repository [5] for better understanding these subcategories—and how they appear to users.

### B.3 Comparing with Prior Phishing Research.

Our work examines how users perceive *adversarial phishing webpages*, which has never been studied in prior works. This provides an interesting data point to contrast with prior studies on generic phishing websites and emails [16]. We discuss four points. (1) Prior studies show that men perform better on phishing detection tasks (website [41, 45], email [79, 81]) and a few studies show that women perform better (website and email [60]). Our analysis does not find statistically significant differences among genders (§5.3). (2) Prior studies show that elders are more susceptible to phishing websites [29, 45, 72]. We again do not find statistically significant differences with respect to age groups (§5.3). (3) Our study echoes prior results that phishing knowledge correlates positively with users' phishing detection performance [28]. However, surprisingly, we find that the frequency of a user visiting a target brand's website *negatively* correlates with the user's ability to detect phishing webpages targeting this brand (§5.3). An explanation is that "familiarity with a brand" leads to overconfidence [63, 79]. This may align with the prior observation that people feel more comfortable with (i.e. trusting) websites that they are familiar with [75]. (4) Prior studies have independently shown that typos [34, 54], webpage layout [18], and webpage visual appearance [8] would influence the perceived credibility of websites (and unperturbed phishing webpages). Under the context of *adversarial* phishing, our study shows that participants are significantly more sensitive (§6.1) to adversarial perturbations related to typos and text in general (w.r.t. other visual perturbations). This finding also emerged from a concurrent (and complementary) work [29] focusing on Europe.

## C ADDITIONAL BACKGROUND: PHISHING WEBSITE DETECTION AND ML SECURITY

Phishing websites are a never-ending problem that continue to pollute the Web, and rule-based countermeasures, such as blocklists, cannot cope with such a threat [59]. To provide some form of protection against "novel" phishing websites, modern anti-phishing schemes leverage data-driven techniques [76], such as machine learning (ML). Indeed, thanks to the capability of ML models to "automatically learn from data", it is possible to develop phishing website detectors (PWD) that can identify (and, consequently, block) malicious webpages *before* they are displayed to the end-user—the *actual target of a phishing attack*.

**ML-PWD.** Abundant scientific literature proposed ML-driven PWD (ML-PWD), which can analyze various data-types to discriminate benign from phishing webpages. For instance, some solutions analyze the underlying HTML of a given webpage [42], or the characters that compose its URL [78], or a combination of the two [10]. Finally, recent approaches rely on deep learning (DL) to compute the visual similarity between two webpages [6], or some of its elements (such as the logo [52]). Due to the promising results of these

defenses, *production-grade PWD now integrate some form of ML* to prevent their users from falling victim to a phishing hook [9, 27, 73].

**Security of ML.** The increasing (and not yet fully understood) successes of ML led to abundant papers to scrutinize its security [20] in adversarial environments. It is now well-known that ML-powered detectors are prone to *evasion attacks*, wherein (tiny) "adversarial perturbations" are added to a given input sample, so as to induce the detector to misclassify it—thereby triggering a **false negative**. Such a vulnerability has been investigated by thousands of research efforts [9], all of which showed that – no matter what – ML models can be easily bypassed (even "adversarially robust" ones [22]). Unfortunately, this problem also affects ML-driven PWD [10, 24, 49, 50]. For instance, some works (e.g. [69]) evidenced that the detection rate of some ML-PWD dropped from 95% to 0 by manipulating just a few features. Moreover, even production-grade ML-PWD exhibit the same weakness: both Google's [50] and BitDefender's [70] anti-phishing schemes have been defeated.

**Practitioners Viewpoint.** Interestingly, however, there is abundant evidence showing that *ML developers do not have the ML-specific weaknesses among their priorities* [9]. In 2020, Kumar et al. [44] did the first investigation on AML from the perspective of industry practitioners, which indicated only 5 out of 28 organizations had a working knowledge of AML. In 2021, [21] investigated the ML practitioners' thoughts on ML security and privacy, and participants said "I Never Thought About Securing My Machine Learning Models". Even in a 2022 survey [36], only 28.7% of ML practitioners reported AML knowledge. Simply put, there is a clear gap between AML research and practice, which is not acceptable given the widespread deployment of ML into operational systems. Our paper seeks to rectify this mismatch—which, in the PWD context, presents intriguing properties that are currently overlooked.

**Adversarial Phishing: is it real?** Evidence suggests that real attackers are turning to AML techniques to evade (ML)-PWD. For instance, the authors of [9] identified over 9000 phishing websites that evaded a commercial detector, and released a snippet of 100 "adversarial webpages" (which we use for this paper for *APW-Wild*). Interestingly, these phishing websites (distributed "in the wild Web") have various deviations from their legitimate counterparts, and bypassed a PWD empowered by ML *which was designed to catch phishing websites that "perfectly mimic" a legitimate website*. Even other researchers who collected and analyzed real-world phishing websites [6, 53] observed that some of these phishing websites often have some deviations from the legitimate brands. Intuitively, attackers are refining their offensive techniques and adapting to state-of-the-art defenses: if a phishing website exactly replicates the legitimate webpage, they can be trivially detected by comparing their visual similarities (e.g., [6, 53]). Of course, these "adversarial phishing tactics" may deviate from traditional AML techniques used in the computer vision domain [20], since real attackers use domain expertise to craft their phishing hooks. In this work, we consider perturbations that lead to visual changes in the phishing webpage (otherwise, there would be no need to collect the response of users). However, some perturbations can very well be invisible (and still lead to successful evasion, as demonstrated in [10]).