

Adaptive Cross-lingual Text Classification through In-Context One-Shot Demonstrations

Emilio Villa-Cueva^{1,2}, A. Pastor López-Monroy¹,
Fernando Sánchez-Vega^{1,4}, Thamar Solorio^{2,3}

¹Mathematics Research Center (CIMAT), Gto, Mexico,

²Mohamed bin Zayed University of Artificial Intelligence, UAE,

³University of Houston, USA,

⁴Consejo Nacional de Humanidades, Ciencias y Tecnologías, México

Abstract

Zero-Shot Cross-lingual Transfer (ZS-XLT) utilizes a model trained in a source language to make predictions in another language, often with a performance loss. To alleviate this, additional improvements can be achieved through subsequent adaptation using examples in the target language. In this paper, we exploit In-Context Tuning (ICT) for One-Shot Cross-lingual transfer in the classification task by introducing In-Context Cross-lingual Transfer (IC-XLT). The novel concept involves training a model to learn from context examples and subsequently adapting it during inference to a target language by prepending a One-Shot context demonstration in that language. Our results show that IC-XLT successfully leverages target-language examples to improve the cross-lingual capabilities of the evaluated mT5 model, outperforming prompt-based models in the Zero and Few-shot scenarios adapted through fine-tuning. Moreover, we show that when source-language data is limited, the fine-tuning framework employed for IC-XLT performs comparably to prompt-based fine-tuning with significantly more training data in the source language.

1 Introduction

The recent progress in the development of multilingual Language Models (LMs) has allowed for effective cross-lingual transfer (XLT) with minimal need for architectural modifications (Pires et al., 2019; Xue et al., 2020). By simply training a multilingual model in a language with abundant resources its acquired knowledge can be extended to target languages, in either Zero-Shot or Few-Shot scenarios. Cross-lingual transfer is a significant topic as it addresses the prevalent challenge of data scarcity in languages other than widely resourced ones, such as English (Joshi et al., 2020). The ability to leverage the extensive linguistic resources available in high-resource languages for languages

with limited training data enables the deployment of truly inclusive NLP systems.

Zero-Shot Cross-lingual Transfer (ZS-XLT) involves transferring a model trained in a source language to a target language without any demonstration of target-language examples (Chen et al., 2021; Pires et al., 2019). This approach is highly modular, as it requires no adaptations specific to the target language. On the other hand, Few-Shot Cross-lingual Transfer (FS-XLT) enhances target-language accuracy by further fine-tuning a model using labeled target data (Lauscher et al., 2020; Zhao et al., 2021; Schmidt et al., 2022). However, this method faces limitations when the available target-language data is limited, especially for higher-level tasks, leading to negligible enhancements or even detrimental effects on performance (Lauscher et al., 2020; Zhao et al., 2021). Furthermore, this approach incurs higher computational costs due to the fine-tuning step and diminishes the modularity that characterizes the Zero-Shot method.

Our perspective is that adapting to a target language should prioritize resource efficiency and modularity, where we can seamlessly deploy a single model trained in English (or another source language) across different languages without any fine-tuning. In this work, we aim to improve this aspect for text classification –a high-level task– by leveraging the language-specific abilities of a multilingual model by prepending a One-Shot text-label target-language demonstration to the input text to predict the correct label. Specifically, we propose In-Context Cross-lingual transfer (IC-XLT), a simple yet effective method for One-Shot Cross-Lingual Transfer in Text Classification.

This novel approach employs In-Context Tuning (ICT) (Chen et al., 2022) to train an encoder-decoder model in the source language tasking it to predict input texts with information derived from context demonstrations. ICT is a meta-

learning strategy that optimizes a model’s ability to learn from in-context examples, originally designed for facilitating swift adaptation to new tasks by prepending target-task in-context demonstrations to the input during the adaptation process. To the best of our knowledge, this is the first study of ICT application in the context of cross-lingual transfer.

The proposed method is composed of a fine-tuning and an adaptation stage. First, we fine-tune on the source language through ICT, where the model is trained for the classification task and also to learn from context demonstrations. Then, we adapt to the target language at inference time by prepending a One-Shot¹ demonstration in that language to the input. This method is modular and cost-effective at the adaptation stage as it does not require any gradient update.

We evaluate IC-XLT on two multilingual text classification datasets, spanning 5 and 13 target languages, with English as the source language. We consider two distinct settings. First, we assume access to the entire source-language training dataset. For the second setting, we deliberately constrain the amount of source training data available. This limitation aims to gauge the robustness of the proposed approach in scenarios where the availability of source data is restricted. We hypothesize that leveraging context information may prove particularly beneficial in tasks where source data is limited.

The contributions of this work are the following:

1. **IC-XLT as an effective strategy for One-Shot Cross-lingual transfer:** By measuring the reduction in the transfer gap of IC-XLT against standard approaches, and the performance improvement after introducing target-language examples, we present empirical evidence that training a model in a source language with In-Context Tuning allows it to leverage a One-Shot demonstration through In-Context Learning to adapt to a target language. This results in a One-Shot XLT approach that adapts to a target language at inference without requiring gradient updates.
2. **ICT improves mT5 fine-tuning when resources are limited.** We observe that for the evaluated tasks, ICT training yields better performance compared to traditional fine-tuning

when (source language) training data consists of only few-shots per label. In particular IC-XLT models trained on this scenario (1) benefit from this behavior at the adaptation and (2) leverage target-language in-context examples, achieving comparable performance to Prompt Tuning transfer methods with significantly less source-language data.

2 Related work

2.1 Zero and Few-Shot Cross-lingual Transfer

Multilingual transformers, such as mBERT (Devlin et al., 2018), XLMR (Conneau et al., 2019), and mT5 (Xue et al., 2020), have showcased notable ability in Zero-Shot Cross-lingual Transfer (ZS-XLT) (Pires et al., 2019). In this paradigm, these models are trained using abundant data in a source language and subsequently undergo evaluation in a target language without exposure to any training data in that specific language. However, this methodology is susceptible to significant performance variance (Keung et al., 2020), and the transfer performance gap is contingent upon the linguistic proximity between the source and target languages (Pires et al., 2019).

Furthermore, recent studies indicate that incorporating a small number of annotated examples in the target language can mitigate the performance gap between the source and target languages (Lauscher et al., 2020; Zhao et al., 2021; Schmidt et al., 2022). This methodology, termed Few-Shot Cross-Lingual Transfer (FS-XLT), involves first fine-tuning a model on an extensive source dataset (as in ZS-XLT), and then subjecting it to a second fine-tuning on the reduced target-language data, facilitating its adaptation to this target language. This approach yields a noticeable improvement in performance at a relatively low labeling cost across various NLP tasks (Lauscher et al., 2020).

However, empirical evidence (Lauscher et al., 2020; Zhao et al., 2021; Schmidt et al., 2022) indicates that FS-XLT yields the most significant benefits for *low-level* tasks, such as Named Entity Recognition (NER) or Part-of-Speech (POS) tagging. When applied to *high-level* tasks, like Natural Language Inference (NLI) or text classification, the performance only shows improvement with a substantial number of examples from the target language. When adapted with small datasets in the target language (<100 samples), FS-XLT tends to offer minimal performance gains or may even

¹One-Shot per label

lead to a decline in model efficacy.

Additionally, according to [Schmidt et al. \(2022\)](#), sequential FS-XLT can also exhibit unreliability in the Few-Shot scenario due to considerable variance in performance at different checkpoints during training. To address this issue, they propose jointly training the model using both source and target data in the adaptation stage of the process, which improves stability in the Few-Shot setting. This *fine-tuned* FS-XLT approach, however, has two notable drawbacks. Firstly, it lacks modularity, as the models are trained specifically for the selected target language during the adaptation stage. Secondly, there is a substantial increase in computational cost compared to Zero-Shot Cross-lingual Transfer due to the adaptation fine-tuning, whose cost scales with the size of the base model.

Moreover, existing methods predominantly address the XLT task under the assumption of abundant data in the source language. Although this is a fair assumption for many cases, as in general it is much more likely to find labeled datasets in high resource languages, there are scenarios where the source domain itself is limited. Instances of this include domain-specific tasks with a scarcity of annotated samples or tasks related to rapidly emerging trends and language patterns originated from social media, where due to its emerging nature, there is no labeled data available. In such cases, it might be more feasible to secure annotations for high-resource languages, which can then be transferred to other languages.

Given these considerations, we believe it is pertinent to investigate how the XLT performance scales as the quantity of available source data is systematically reduced. The intuition behind this is that the introduction of target-language shots may alleviate the performance decrease associated with a reducing source training data.

2.2 In-Context Learning and Language Models

LMs have demonstrated an aptitude for learning from a small number of demonstrations through a method known as In-Context Learning (ICL) ([Brown et al., 2020](#)), where the model is tasked with predicting an input prepended with labeled examples. Particularly, ([Winata et al., 2021](#)) observed that it is possible to achieve satisfactory performance in a cross-lingual setting when evaluating an mT5 model with a target-language input prefixed with labeled English demonstrations.

This Zero-Shot approach, although efficient, can be sub-optimal as it does not take full advantage of resources in the source language due to the lack of fine-tuning.

Recent findings indicate that transformers ([Vaswani et al., 2017](#)) can perform *model selection* on functions encountered during pre-training through in-context demonstrations. Yet, they still find it challenging in generalizing effectively to out-of-distribution classes, as highlighted by [Yadlowsky et al. \(2023\)](#). Given that most pre-trained LMs have not been explicitly trained for ICL, they might exhibit sub-optimal behavior when presented with Few-Shot demonstrations. In response to this challenge, [Chen et al. \(2022\)](#) introduced In-Context Tuning (ICT), a meta-learning approach designed to train a model to effectively learn from in-context demonstrations². ICT meta-trains a language model across a range of tasks, enhancing its ability to swiftly adapt to new tasks through ICL.

Still, In-Context Tuning has not yet been implemented for language transfer, as opposed to task transfer. We hypothesize that fine-tuning a multilingual model concurrently for learning from input context and the downstream task can leverage multilingual knowledge acquired during pretraining. This, we anticipate, will result in enhanced classification performance in a target language when provided with examples in that language. Therefore, in this study we showcase the efficacy of this idea for One-Shot Cross-lingual Transfer, particularly, for adapting to a target language through a One-Shot demonstration in-context. This adaptation method proves effective in improving the text classification performance by better leveraging target-language examples compared to the the fine-tuned FS-XLT. Moreover, we delve into the advantages of employing this approach in scenarios where source task data is not abundant.

3 Our proposed approach: In-Context Cross-Lingual Transfer

Our method aims to simultaneously train a pre-trained multilingual encoder-decoder model for (1) a downstream text classification task, and (2) learning from context demonstrations. Then, we expect it to be able to generate predictions in a target language by including context demonstrations in this

²Also, ICT consistently improves performance of ICL and is less sensitive to the shot selection when compared to raw, pre-trained LMs. ([Chen et al., 2022](#))

language. Therefore, we leverage ICT fine-tuning to transfer between languages at inference. As described above, our proposed procedure, called In-Context Cross-lingual Transfer (IC-XLT), is comprised of two stages:

In-Context Tuning During the meta-training stage, we fine-tune the base multilingual model for a specific task using data from the source language. Let the set of pairs $D^{src} = \{(x_1^{src}, y_1^{src}), \dots, (x_{|D|}^{src}, y_{|D|}^{src})\}$ represent the source-language training dataset. The objective is to train the model to predict the label y_i^{src} for a given text x_i^{src} with the following input \Rightarrow output format:

$$X^{src}, x_i^{src} \Rightarrow y_i^{src}$$

Here, $X^{src} = ((x_{j_1}, y_{j_1}), \dots, (x_{j_M}, y_{j_M}))$ is a random sequence of M text-label pairs randomly sampled from D^{src} without replacement, which excludes the pair (x_i^{src}, y_i^{src}) . In simpler terms, M is the number of source-language demonstrations prepended to each input during fine-tuning, not the number of K_{tgt} -shot examples prepended during inference.

In-Context Learning At inference, we adapt to a target language by prepending the samples from the target language training dataset $\tilde{D}^{tgt} = \{(\tilde{x}_1^{tgt}, \tilde{y}_1^{tgt}), \dots, (\tilde{x}_{NK_{tgt}}^{tgt}, \tilde{y}_{NK_{tgt}}^{tgt})\}$ to each entry x_i^{tgt} of the test set to predict y_i^{tgt} . Consequently, the input format mirrors the structure observed in the ICT stage:

$$\tilde{X}^{tgt}, x_i^{tgt} \Rightarrow y_i^{tgt}$$

Where N is the number of classes and the sequence \tilde{X}^{tgt} is a concatenation of \tilde{D}^{tgt} entries comprising the K_{tgt} -shot samples per class, prepended to each x_i^{tgt} entry at the inference stage.

The intuitive idea for this approach is that, after the meta-training stage, we expect the model to understand both the classification task and the contextual relationships relevant to it. During the adaptation stage, the model leverages its multilingual pretraining to interpret context examples in the target language. Note that the adaptation to the target language in this context is gradient free, as it occurs during inference, and thus no model weights are updated.

4 Experimental Methodology

In this section, we outline the methodology employed to evaluate the proposed approach. We as-

sess IC-XLT effectiveness in adapting to a target language for the classification task and compare its performance in cross-lingual transfer under (1) full training data on the source language and (2) various source-language data budgets. We conduct these limited data experiments to assess how much IC-XLT improves over a traditional fine-tuning method by leveraging the One-Shot demonstration.

4.1 Data and Evaluation Metrics

We conduct evaluations on two multilingual text classification datasets. The first dataset is Aspect Category Detection (ACD) on Restaurant Reviews (Pontiki et al., 2016), a multi-label dataset comprising 12 classes representing different aspects mentioned in reviews. The second dataset is Domain Classification on assistant utterances from the MASSIVE dataset (FitzGerald et al., 2022), a single-label classification dataset with 18 possible domain classes. The main difference between these datasets is that MASSIVE assigns only one label per entry, whereas ACD allows for multiple labels per entry, presenting a more challenging task. The datasets were chosen for their larger number of labels and their availability in multiple languages with shared labels (See Appendix A.3 for further details).

We select F_1 micro as our evaluation metric, following Pontiki et al. (2016). For both datasets, our model is trained in English as the source language, and its performance is evaluated across 5 target languages: *Dutch, Turkish, Russian, French, and Spanish* for ACD, and 13 target languages for MASSIVE: *French, Spanish, Turkish, Russian, Thai, Japanese, Indonesian, Icelandic, Amharic, Arabic, Azeri, Swahili and Urdu*

To evaluate the performance of our proposed In-Context Cross-Lingual Transfer (IC-XLT) approach in a resource-constrained scenario with limited source-language data, we construct synthetically reduced datasets by sampling subsets of the training datasets following various K -shot configurations, specifically $K_{src} \in \{8, 16, 32, 64\}$. The objective of these evaluations is to assess IC-XLT’s ability to leverage target-language demonstrations for enhancing performance in situations where the source-language task has limited resources.

Regarding the shot selection, our K -shot approach selects K examples per class. Considering the class imbalance and the multi-label nature of the ACD dataset, the total number of examples will be in the range $[K, K \times N]$. For a detailed

explanation on this refer to Appendix A.1

4.2 Experimental Setting

As our multilingual base model, we utilize mT5-large (Xue et al., 2020), an encoder-decoder model pre-trained on a diverse corpus encompassing over 100 languages. We employ LoRA (Hu et al., 2021) for fine-tuning the model on the source-language data with full training data and varying numbers of shots K_{src} . During the inference stage, label predictions are generated through text generation, which facilitates multi-label inference. We adopt a greedy decoding strategy as implemented in Wolf et al. (2020).

In this work, we set $K_{tgt} = 1$, using only a One-Shot demonstration for the proposed IC-XLT approach³. We train the ICT models in the source language with different number of context examples, specifically $M = 10$ and $M = 20$. All models are trained on an NVIDIA Titan RTX GPU, the hyperparameter selection is discussed in Appendix A.2.1.

For the experiments with reduced source-language data, we conduct evaluations using two seeds for each of the following: the fine-tuning process, K_{src} shot selection, and K_{tgt} shot selection. Since Zero-Shot approaches do not require selecting target shots, we run a total of 4 and 8 runs for Zero-Shot and One-Shot respectively, using seeds within $\{1, 2\}$. For the models trained with full source-language data, we trained 5 models with seeds for the fine-tuning process within $\{1, \dots, 5\}$ and selected the best 3 in the English validation set. At adaptation, we employ two seeds for K_{tgt} shot selection in $\{1, 2\}$.

4.3 Baselines

We benchmark our proposed approach against the following baseline methods:

(1S) One-shot Prediction Leveraging mT5’s pre-training objective, we task the model with predicting the missing span corresponding to the correct label given an input text prepended with a One-Shot demonstration. This is a traditional In-Context Learning approach where we expect the model to deduce label meanings from the examples without undergoing source-language fine-tuning, similar to the idea introduced in Winata et al. (2021), serving as the lower bound when $K_{src} = 0$.

(ZS-XLT) Zero Shot XLT The standard Zero-Shot ($K_{tgt} = 0$) Cross-lingual Transfer approach, where the model is initially trained on a source language, and subsequent inference is conducted on the target language without any additional tuning. In this case, we train the mT5 model through *prompt-based* fine-tuning (PFT), with the input-output form:

$$x_i \Rightarrow y_i$$

Hence, training is performed at the source and inference at target languages.

(1S-XLT[∇] and 8S-XLT[∇]) 1-Shot and 8-Shot XLT Using the same training scheme (PFT), we continue fine-tuning on the checkpoints from ZS-XLT, training with $K_{tgt} = 1$ and $K_{tgt} = 8$ shots *per label* in the target language. This approach is the standard *gradient-based* approach for adapting to a target language in Few-Shot Cross-Lingual Transfer (Lauscher et al., 2020). For this baseline, the target-language shots are not prepended as in IC-XLT and 1S, but used to further fine-tune the model following the same input-output as ZS-XLT.

(1S-XLT[∇]_{macro}) macro-averaging In this baseline, we build upon the methodology established in 1S-XLT[∇] with $K_{tgt} = 1$ by adopting a strategy that incorporates fine-tuning on both source and target-language data for adaptation to the target language. This method follows the approach described by Schmidt et al. (2022), where the loss for each batch is calculated using a weighted combination of source and target-language losses:

$$L = \beta L_{src} + (1 - \beta) L_{tgt}$$

Here, L_{src} and L_{tgt} represent the source and target-language losses, respectively. We select a value of $\beta = 0.5$ following the original implementation.

(IC-XLT_{SRC}) IC-XLT with source-language context We use the same models trained for IC-XLT, however, in this method In-Context examples are drawn from the training set of the source language (English). In essence, this can be considered a Zero-Shot baseline since no target language (or *unseen* source language) is involved for adaptation. Through this baseline we aim to evaluate the relevance of the *target* language One-Shot samples at the adaptation stage, assessing whether they are necessary for successful transfer to that target language.

³We provide IC-XLT implementation in the following repository: https://github.com/villacu/ic_xlt

5 Results and analysis

IC-XLT performance at Cross-lingual transfer

For the first experiment, we compare our proposed approach, IC-XLT, to the baselines detailed in Section 4.3 using the full training set in the source language. For Aspect Category Detection, we observed a general trend where mT5 models trained with In-Context Tuning, which employs the input-output setting $\tilde{X}, x_i \Rightarrow y_i$, consistently outperformed models subjected to prompt-based fine-tuning with $x_i \Rightarrow y_i$ under the same training regimes, despite both models being trained for an equivalent number of steps and exact same data instances. We hypothesize that this superior performance may be attributed to the fact that the ICT-trained models *see* M randomly ordered input-output examples at each instance, even though they are tasked with predicting only x_i .

We present the F_1 micro scores across five different languages on ACD and 13 languages on MASSIVE in Tables 1 and 2 respectively. The numbers in these tables represent average metrics calculated across various seeds, as detailed in Section 4.2. The standard deviation for each method and language is provided in the complete tables located in Appendix A.5. We observe that our proposed approach, In-Context Cross-Lingual Transfer (IC-XLT), effectively outperforms the baselines by a substantial margin in the evaluated datasets, greatly improving mT5 cross-lingual transfer performance. A crucial observation is that for both of the evaluated datasets there is a noticeable increase in performance from IC-XLT_{SRC} to IC-XLT. This means that the proposed approach adapts successfully, during inference time, to the target language by taking advantage of the One-Shot in context demonstration.

On the other hand, the 1S-XLT[∇] approach did not improve over ZS-XLT by a considerable margin, which is consistent with previous results for high-level tasks (Lauscher et al., 2020; Zhao et al., 2021). Even when increasing target-language samples to $K_{tgt} = 8$ (baseline 8S-XLT[∇]) on this gradient-based baseline, we observe a performance decline in the ACD dataset for most languages except Turkish. The MASSIVE dataset shows improvements across nearly all target languages with the increased number of target shots on 8S-XLT[∇], yet, these gains are modest compared to those achieved with IC-XLT using only $K_{tgt} = 1$, highlighting its superior efficiency in utilizing minimal

target-language data for improved cross-lingual transfer.

The gradient-based adaptation that mixes target and source languages (1S-XLT[∇]_{macro}) marginally outperforms 1S-XLT[∇] in the ACD dataset. However, it does not improve, and even drops, performance on the MASSIVE dataset. This approach also requires more computational resources, due to the larger data volume when including source-language examples.

The observed variability in the effectiveness of gradient-based methods across datasets and languages may be related to differences between the datasets; ACD represents a more complex, non-parallel task with classes that are easier to confuse, unlike the parallel and simpler nature of MASSIVE. Nonetheless, IC-XLT consistently outperforms the baselines across languages and datasets, demonstrating its robustness and cost-effectiveness in terms of computational resources. We find that $M = 10$ (the number of in-context demonstrations during ICT training) performs slightly better than $M = 20$ in the experiments that employ the full training set.

Performance with limited source-language data

We conduct experiments to quantify the ability of IC-XLT to perform at scenarios with limited source-language resources. For this we evaluate ZS-XLT, 1S-XLT[∇], IC-XLT_{SRC}, and IC-XLT models trained with $K_{src} \in \{8, 16, 32, 64\}$. We noticed that models trained with the ICT framework generally perform better compared to PFT for low values of K_{src} . In Figures 1b and 1a, we illustrate the average performance on the target languages at different source-language resource availability regimes. In both Figures, we can observe that IC-XLT makes better use of resources than prompt-based fine-tuning specially at smaller values for K_{src} . Furthermore, the performance difference with the source language (English) is visibly smaller for IC-XLT, more discussion on this can be found below.

The F_1 -micro averages for the target languages are shown in Tables 3 and 4 for ACD and MASSIVE, respectively. For all the language-specific performance metrics at different K_{src} budgets refer to Appendix A.5. Results on these tables show that IC-XLT trained on limited data ($K_{src} = 64$) achieves competitive or superior performance compared to baseline methods (ZS-XLT and 1S-XLT[∇]) trained with full source datasets.

Method (K_{tgt})	ENG(SRC)	Target avg	AMH	AZE	ISL	SWA	URD	ARA	IND	THA	TUR	FRA	JAP	RUS	SPA
1S (1)	38.54	30.48	24.26	30.38	31.19	32.78	29.48	31.15	32.26	30.83	33.24	33.34	29.69	25.80	31.90
ZS-XLT (0)	90.06	76.12	62.53	71.63	73.77	65.75	67.72	70.98	84.23	79.88	77.7	84.87	83.39	83.98	83.09
1S-XLT $^{\nabla}$ (1)	90.08	76.21	62.78	71.63	73.9	65.85	68.34	71.11	84.17	79.95	77.68	84.86	83.45	83.89	83.15
8S-XLT $^{\nabla}$ (8)	89.87	76.78	65.38	72.13	74.73	66.78	69.24	71.45	84.08	80.46	78.02	85.16	83.25	84.17	83.29
1S-XLT $^{\nabla}_{macro}$ (1)	89.93	75.8	62.53	71.05	73.48	65.42	67.9	70.49	83.8	79.33	77.17	84.71	82.87	83.78	82.86
IC-XLT $^{\nabla}_{SRC}$ (0)	89.41	74.39	63.39	70.82	69.22	56.06	67.47	71.62	81.04	79.02	76.65	82.81	82.99	84.41	81.53
IC-XLT $^{\nabla}_{SRC}$ (0)	89.46	74.02	61.27	71.49	68.83	53.76	68.26	70.77	81.6	78.91	76.36	83.13	82.83	83.76	81.23
IC-XLT $^{\nabla}_{SRC}$ (1)	89.41	81.24	70.68	81.73	81.07	78.23	76.34	77.28	85.6	80.98	83.63	85.53	84.68	86.18	84.18
IC-XLT $^{\nabla}_{SRC}$ (1)	89.46	80.26	68.09	81.37	80.32	75.54	76.12	76.43	85.46	81.02	82.25	84.92	83.77	84.39	83.65

Table 1: Average F_1 micro in the MASSIVE Domain Detection task, trained with full data in English. The number in parenthesis is the amount of samples per label in the target language used for the adaptation process (K_{tgt}). Standard deviations over different seeds per each language are shown in Appendix A.5.

Method (K_{tgt})	ENG(SRC)	Target avg	FRA	NLD	RUS	SPA	TUR
1S (1)	37.09	28.42	31.78	20.33	34.38	34.86	20.76
ZS-XLT (0)	79.14	70.15	67.96	69.24	73.6	70.01	69.95
1S-XLT $^{\nabla}$ (1)	79.16	70.39	67.98	69.56	73.44	70.23	70.72
8S-XLT $^{\nabla}$ (8)	78.78	70.26	67.87	68.81	72.32	69.84	72.47
1S-XLT $^{\nabla}_{macro}$ (1)	79.16	70.41	68.03	69.59	73.3	70.25	70.88
IC-XLT $^{\nabla}_{SRC}$ (0)	81.48	73.83	74.06	72.54	77.59	73.7	71.27
IC-XLT $^{\nabla}_{SRC}$ (0)	81.76	73.11	73.49	71.89	77.52	73.14	69.51
IC-XLT $^{\nabla}_{SRC}$ (1)	81.48	75.25	74.07	73.34	78.07	75.20	75.59
IC-XLT $^{\nabla}_{SRC}$ (1)	81.76	75.05	73.5	73.00	78.01	74.46	76.26

Table 2: Average F_1 micro in the Aspect Category Detection dataset, trained with full data in English, the source language. Standard deviations over different seeds per each language are shown in Appendix A.5.

Given that the target language adaptation occurs at inference time, the improvement over the Zero-Shot approach comes at no extra computational cost and at a minimal data cost. This allows to achieve good performance with limited computational and data resources.

For the experiments with limited source-language data, $M = 20$ achieves a better performance in MASSIVE. We believe that since ACD contains only 12 labels, in this scenario a context length of 20 will inevitably prepend more repeated context examples than the MASSIVE dataset⁴ when training with limited data. This reduced variability may hurt the model’s performance compared to $M = 10$.

Measuring the transfer gap with the source language. By measuring the performance gap between the source language and the target language, we aim to quantify the contribution of the ICT training framework and target-language demonstrations for mitigating this gap. As we provide the model with target-language examples, we anticipate a *smaller* decrease in performance from the source language when evaluating on a new language, compared to Zero-Shot approaches. We can measure this by computing the average transfer gap $\bar{\Delta}\%$, which is the average percentage decrease

⁴Which contains 18.

K_{src}	1S			
0	28.42			
	ZS-XLT	1S-XLT $^{\nabla}$	IC-XLT $^{\nabla}_{SRC}$	IC-XLT $^{\nabla}_{SRC}$
8	25.40	27.12	33.34	16.64
16	30.84	32.63	48.66	47.04
32	43.56	43.36	58.91	61.00
64	55.15	53.85	65.64	65.28
Full	70.15	70.39	75.25	75.05

Table 3: Average F_1 micro across 5 target languages for Aspect Category Detection.

K_{src}	1S			
0	30.48			
	ZS-XLT	1S-XLT $^{\nabla}$	IC-XLT $^{\nabla}_{SRC}$	IC-XLT $^{\nabla}_{SRC}$
8	44.05	45.86	62.46	66.29
16	51.13	51.97	70.30	73.14
32	64.74	65.28	73.27	76.72
64	63.45	63.68	77.55	79.09
Full	76.12	76.21	81.24	80.26

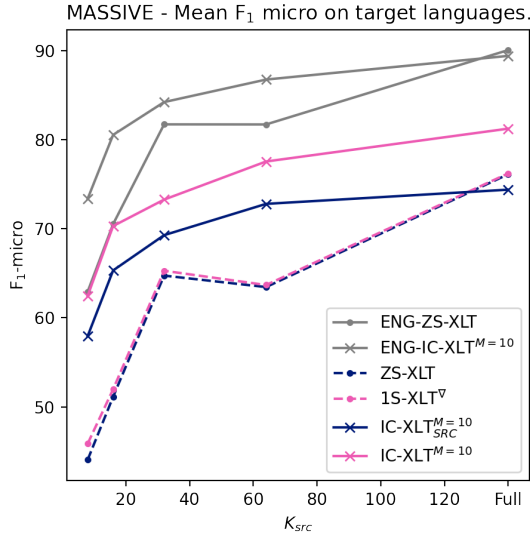
Table 4: Average F_1 micro across 13 target languages for MASSIVE (Domain Classification).

in performance relative to the evaluations on the test set in the source language (English). This is defined as:

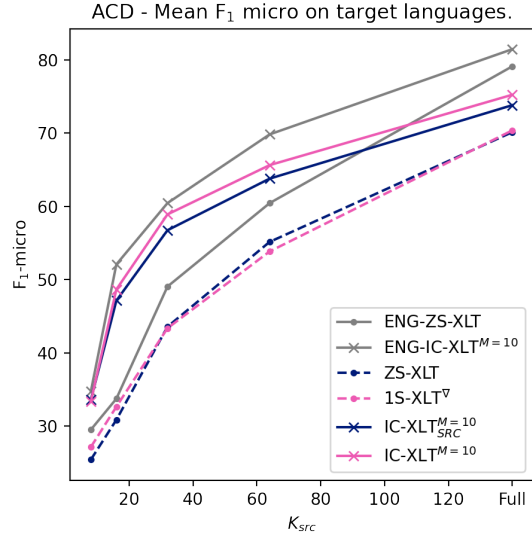
$$\bar{\Delta}\% = 100 \times \mathbf{E}[P_{TL}/P_{SL} - 1]$$

Where P_{TL} and P_{SL} represent the evaluation performance of the exact same method on the target and source-language test sets, respectively. The performance gap values are shown in Figure 2. We can observe that for most source-language data budgets, we obtain a reduced average transfer gap $\bar{\Delta}\%$ through IC-XLT compared to ZS-XLT, 1S-XLT $^{\nabla}$ and IC-XLT $_{SRC}$.

Improvement due to target-language demonstrations. Aiming to assess the proposed method’s capacity to utilize demonstrations in the target language to enhance performance in that language, we compute the average percentage improvement in performance $\delta\%$ after introducing target-language



(a) MASSIVE performance with different source data availability. IC-XLT trained with $M = 10$.



(b) ACD performance with different source data availability. IC-XLT trained with $M = 10$.

Figure 1: Comparison of IC-XLT and 1S-XLT $^{\nabla}$ performance at different source-language data budgets. Pink lines employ target-language examples for adaptation while blue lines do not. We can observe that, in general, the IC-XLT models yield better performance compared to ZS-XLT and 1S-XLT $^{\nabla}$. This is especially notable at lower resource scenarios.

Method (K_{tgt})	Target avg	<5 B					5-100 B				> 100B			
		AMH	AZE	ISL	SWA	URD	ARA	IND	TUR	THA	FRA	JAP	RUS	SPA
$\delta\%$ 8S-XLT $^{\nabla}$ (8)	0.87	4.56	0.7	1.3	1.57	2.24	0.66	-0.18	0.41	0.73	0.34	-0.17	0.23	0.24
IC-XLT (1)	9.81	11.5	15.41	17.12	39.55	13.15	7.9	5.63	9.11	2.48	3.28	2.04	2.1	3.25

Table 5: $\delta\%$ in MASSIVE. The first row refers to the number of tokens of the target languages in mT5 pretraining corpora. We use IC-XLT with $M = 10$.

Method (K_{tgt})	Target avg	FRA	NLD	RUS	SPA	TUR
$\delta\%$ 1S-XLT $^{\nabla}$ (1)	0.34	0.03	0.46	-0.22	0.31	1.10
IC-XLT (1)	1.92	0.01	1.1	0.62	2.04	6.06

Table 6: $\delta\%$ in the Aspect Category Detection dataset. In here we use IC-XLT with $M = 10$.

	mT5 pretraining	Ling. Dist. vs ENG
IC-XLT $^M_{SRC}$	-0.786**	0.232
8S-XLT $^{\nabla}$	-0.874**	0.331

Table 7: Improvement per language correlation ($\delta\%$) with Linguistic Distance and language representation in mT5 pretraining corpora (MASSIVE dataset).

shots. The formula for computing this value is described in Appendix A.4.

For the MASSIVE dataset, since 1S-XLT $^{\nabla}$ offers minimal improvements with $K_{tgt} = 1$, we conduct a comparison between IC-XLT with $K_{tgt} = 1$ and 8S-XLT $^{\nabla}$ with $K_{tgt} = 8$.

Values for $\delta\%$ are detailed in Tables 6 and 5 for the Aspect Category Detection (ACD) and MASSIVE datasets, respectively. We observe that IC-XLT consistently achieves the highest ($\delta\%$) compared to the fine-tuned approaches. This result underscores IC-XLT’s effectiveness for Few-Shot Cross-lingual text classification, a high-level task where methods that involve fine-tuning for language adaptation underperform when the amount of target-language data is limited.

Correlation of methods, pretraining data and linguistic distance. By analyzing results in the MASSIVE dataset across the 13 target languages, we observe that by introducing target-language demonstrations some languages, such as French, Japanese, or Russian, show modest enhancements of around 2%, while others, like Azeri, Icelandic, and Swahili, benefit from increases exceeding 15%. To understand the underlying factors contributing to these differences, we explore the relationship between the improvement observed ($\delta\%$) and two variables: (1) the number of tokens representing each language in mT5 pretraining corpora (Xue et al., 2020), and (2) the linguistic distance between each target language and English, the source lan-

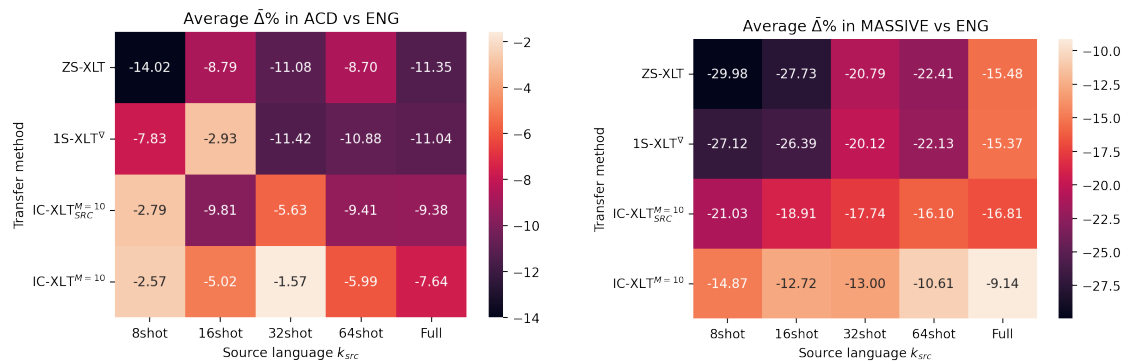


Figure 2: The average transfer gap $\bar{\Delta}\%$ of IC-XLT, IC-XLT $_{SRC}$, 1S-XLT ∇ and ZS-XLT at different source-language data budgets. (IC-XLT $M = 10$). We can observe that, for most cases, IC-XLT yields the smallest drop in performance after transferring to a target language compared to the baselines.

guage, according to the URIEL database (Malaviya et al., 2017). The analysis is limited to the MASSIVE dataset because the ACD dataset includes only 5 target languages, mostly European and all well-represented in mT5 pretraining data, with no languages having low representation. This limits the scope for obtaining reliable correlation measures.

To quantitatively assess these relationships, we measure the Spearman Correlation to identify how the token counts of pretraining data and the linguistic proximity to English correlate with the effectiveness of target-language demonstrations in improving cross-lingual transfer performance. From the correlations presented in Table 7 we can observe that both IC-XLT and 8S-XLT ∇ exhibit a statistically significant negative Spearman correlation between the improvement ($\delta\%$) and the representation of target languages in the mT5 pretraining corpora. This pattern indicates that languages with less representation in the pretraining data will experience more substantial improvements through target-language adaptation. Correlation with linguistic distance, on the other hand, is weaker and not statistically significant.

6 Conclusion

In this paper, we investigated the application of In-Context Tuning for One-Shot Cross-lingual transfer, introducing In-Context Cross-lingual Transfer (IC-XLT). Our evaluations conducted on a multilingual encoder-decoder model (mT5) demonstrate the efficacy of the proposed method in effectively adapting at inference time to target languages using only a One-Shot demonstration in-context, all with-

out incurring additional computational expenses (gradient free). Furthermore, in comparison to ZS-XLT and 1S-XLT ∇ , IC-XLT demonstrated superior performance and smaller transfer gap for the task of text classification, a high-level task where FS-XLT tends to underperform.

In scenarios with limited source-language training data, we provide empirical evidence that IC-XLT learns better the source language at the meta-training stage and demonstrates a smaller transfer gap at the adaptation stage with the One-Shot demonstration, compared to ZS-XLT and 1S-XLT ∇ . This makes IC-XLT a valuable tool for cross-lingual transfer in resource-limited scenarios. Our findings also show a significant correlation between the performance improvements in target languages and their token count in the mT5 pretraining corpus, indicating that languages with lesser representation tend to benefit more from target-language adaptation through IC-XLT.

To our knowledge, this study represents the first exploration of In-Context Tuning for Cross-Lingual Transfer. For future work, we aim to explore the potential and limitations of this approach by evaluating its applicability to other architectures, such as decoder-only or encoder-only models, and examining the impact of training with a greater number of examples in-context.

7 Limitations

In this study, we implement our approach using an mT5-large encoder-decoder model. However, an evaluation of its applicability to encoder-only or decoder-only models remains unexplored and it is left for future work. Furthermore, due to storage

and compute constraints and the need to conduct experiments across diverse seeds and training data budgets, we opted to fine-tune the models using LoRA (Hu et al., 2021). While some variability compared to the fully trained model is expected with this architectural choice, empirical evidence from Hu et al. (2021) suggests that its impact is minimal. In this work, we do not compare with methods that translate the source-language training set into target languages. Such approaches require a separate machine translation system and thus are more expensive, falling beyond the scope of our research. Our focus remains on utilizing a single model in an end-to-end manner. Finally, it is important to outline that due to the maximum input length of mT5 (1024 tokens), scaling IC-XLT is to a larger number of target-language shots (e.g. $K_{tgt} \in \{4, 8, 16\}$) may prove difficult using the current approach. This challenge is particularly pronounced in scenarios with a substantial number of labels, where input text may need to be truncated. Consequently, there is a need to devise a strategy to either reduce input length or integrate information from different example batches in order to address this limitation.

Acknowledgements

We thank the anonymous reviewers and the meta reviewer at ARR for their valuable feedback. Also, we thank CONAHCYT for the computer resources provided through the INAOE Supercomputing Laboratory’s Deep Learning Platform for Language Technologies and CIMAT Bajío Super-computing Laboratory (#300832). Sanchez-Vega acknowledges CONAHCYT for its support through the program “Investigadoras e Investigadores por México” (Project ID.11989, No.1311). Villa-Cueva (CVU 1019520) thanks CONAHCYT for the support through the master’s degree scholarship at CIMAT.

References

Tom B. Brown, Benjamin Mann, Nick Ryder, Melanie Subbiah, Jared Kaplan, Prafulla Dhariwal, Arvind Neelakantan, Pranav Shyam, Girish Sastry, Amanda Askell, Sandhini Agarwal, Ariel Herbert-Voss, Gretchen Krueger, Tom Henighan, Rewon Child, Aditya Ramesh, Daniel M. Ziegler, Jeffrey Wu, Clemens Winter, Christopher Hesse, Mark Chen, Eric Sigler, Mateusz Litwin, Scott Gray, Benjamin Chess, Jack Clark, Christopher Berner, Sam McCandlish, Alec Radford, Ilya Sutskever, and Dario Amodei.

2020. [Language models are few-shot learners](#). *CoRR*, abs/2005.14165.

Guanhua Chen, Shuming Ma, Yun Chen, Li Dong, Dongdong Zhang, Jia Pan, Wenping Wang, and Furu Wei. 2021. [Zero-shot cross-lingual transfer of neural machine translation with multilingual pretrained encoders](#). In *Proceedings of the 2021 Conference on Empirical Methods in Natural Language Processing*, pages 15–26, Online and Punta Cana, Dominican Republic. Association for Computational Linguistics.

Yanda Chen, Ruiqi Zhong, Sheng Zha, George Karypis, and He He. 2022. [Meta-learning via language model in-context tuning](#). In *Proceedings of the 60th Annual Meeting of the Association for Computational Linguistics (Volume 1: Long Papers)*, pages 719–730, Dublin, Ireland. Association for Computational Linguistics.

Alexis Conneau, Kartikay Khandelwal, Naman Goyal, Vishrav Chaudhary, Guillaume Wenzek, Francisco Guzmán, Edouard Grave, Myle Ott, Luke Zettlemoyer, and Veselin Stoyanov. 2019. [Unsupervised cross-lingual representation learning at scale](#). *CoRR*, abs/1911.02116.

Jacob Devlin, Ming-Wei Chang, Kenton Lee, and Kristina Toutanova. 2018. [BERT: pre-training of deep bidirectional transformers for language understanding](#). *CoRR*, abs/1810.04805.

Jack FitzGerald, Christopher Hench, Charith Peris, Scott Mackie, Kay Rottmann, Ana Sanchez, Aaron Nash, Liam Urbach, Vishesh Kakarala, Richa Singh, Swetha Ranganath, Laurie Crist, Misha Britan, Wouter Leeuwis, Gokhan Tur, and Prem Nataraajan. 2022. [Massive: A 1m-example multilingual natural language understanding dataset with 51 typologically-diverse languages](#).

Edward J. Hu, Yelong Shen, Phillip Wallis, Zeyuan Allen-Zhu, Yuanzhi Li, Shean Wang, and Weizhu Chen. 2021. [Lora: Low-rank adaptation of large language models](#). *CoRR*, abs/2106.09685.

Pratik Joshi, Sebastin Santy, Amar Budhiraja, Kalika Bali, and Monojit Choudhury. 2020. [The state and fate of linguistic diversity and inclusion in the NLP world](#). In *Proceedings of the 58th Annual Meeting of the Association for Computational Linguistics*, pages 6282–6293, Online. Association for Computational Linguistics.

Phillip Keung, Yichao Lu, Julian Salazar, and Vikas Bhardwaj. 2020. [Don’t use English dev: On the zero-shot cross-lingual evaluation of contextual embeddings](#). In *Proceedings of the 2020 Conference on Empirical Methods in Natural Language Processing (EMNLP)*, pages 549–554, Online. Association for Computational Linguistics.

Anne Lauscher, Vinit Ravishankar, Ivan Vulić, and Goran Glavaš. 2020. [From zero to hero: On the limitations of zero-shot language transfer with multilingual Transformers](#). In *Proceedings of the 2020*

- Conference on Empirical Methods in Natural Language Processing (EMNLP)*, pages 4483–4499, Online. Association for Computational Linguistics.
- Ilya Loshchilov and Frank Hutter. 2017. [Fixing weight decay regularization in adam](#). *CoRR*, abs/1711.05101.
- Chaitanya Malaviya, Graham Neubig, and Patrick Littell. 2017. Learning language representations for typology prediction. In *Conference on Empirical Methods in Natural Language Processing (EMNLP)*, Copenhagen, Denmark.
- Telmo Pires, Eva Schlinger, and Dan Garrette. 2019. [How multilingual is multilingual BERT?](#) In *Proceedings of the 57th Annual Meeting of the Association for Computational Linguistics*, pages 4996–5001, Florence, Italy. Association for Computational Linguistics.
- Maria Pontiki, Dimitris Galanis, Haris Papageorgiou, Ion Androutsopoulos, Suresh Manandhar, Mohammad AL-Smadi, Mahmoud Al-Ayyoub, Yanyan Zhao, Bing Qin, Orphée De Clercq, Véronique Hoste, Marianna Apidianaki, Xavier Tannier, Natalia Loukachevitch, Evgeniy Kotelnikov, Nuria Bel, Salud María Jiménez-Zafra, and Gülşen Eryiğit. 2016. [SemEval-2016 task 5: Aspect based sentiment analysis](#). In *Proceedings of the 10th International Workshop on Semantic Evaluation (SemEval-2016)*, pages 19–30, San Diego, California. Association for Computational Linguistics.
- Fabian David Schmidt, Ivan Vulić, and Goran Glavaš. 2022. [Don’t stop fine-tuning: On training regimes for few-shot cross-lingual transfer with multilingual language models](#). In *Proceedings of the 2022 Conference on Empirical Methods in Natural Language Processing*, pages 10725–10742, Abu Dhabi, United Arab Emirates. Association for Computational Linguistics.
- Ashish Vaswani, Noam Shazeer, Niki Parmar, Jakob Uszkoreit, Llion Jones, Aidan N Gomez, Łukasz Kaiser, and Illia Polosukhin. 2017. [Attention is all you need](#). In *Advances in Neural Information Processing Systems*, volume 30. Curran Associates, Inc.
- Genta Indra Winata, Andrea Madotto, Zhaojiang Lin, Rosanne Liu, Jason Yosinski, and Pascale Fung. 2021. [Language models are few-shot multilingual learners](#). In *Proceedings of the 1st Workshop on Multilingual Representation Learning*, pages 1–15, Punta Cana, Dominican Republic. Association for Computational Linguistics.
- Thomas Wolf, Lysandre Debut, Victor Sanh, Julien Chaumond, Clement Delangue, Anthony Moi, Pierric Cistac, Tim Rault, Rémi Louf, Morgan Funtowicz, Joe Davison, Sam Shleifer, Patrick von Platen, Clara Ma, Yacine Jernite, Julien Plu, Canwen Xu, Teven Le Scao, Sylvain Gugger, Mariama Drame, Quentin Lhoest, and Alexander M. Rush. 2020. [Huggingface’s transformers: State-of-the-art natural language processing](#).
- Linting Xue, Noah Constant, Adam Roberts, Mihir Kale, Rami Al-Rfou, Aditya Siddhant, Aditya Barua, and Colin Raffel. 2020. [mt5: A massively multilingual pre-trained text-to-text transformer](#). *CoRR*, abs/2010.11934.
- Steve Yadlowsky, Lyric Doshi, and Nilesh Tripuraneni. 2023. [Pretraining data mixtures enable narrow model selection capabilities in transformer models](#).
- Mengjie Zhao, Yi Zhu, Ehsan Shareghi, Ivan Vulić, Roi Reichart, Anna Korhonen, and Hinrich Schütze. 2021. [A closer look at few-shot crosslingual transfer: The choice of shots matters](#). In *Proceedings of the 59th Annual Meeting of the Association for Computational Linguistics and the 11th International Joint Conference on Natural Language Processing (Volume 1: Long Papers)*, pages 5751–5767, Online. Association for Computational Linguistics.

A Appendix

A.1 Shot selection

Similar to [Zhao et al. \(2021\)](#), with " K -shot" we refer to selecting K examples for each of the N classes. The examples are randomly sampled from the training splits of the datasets. Note that the number of shots per label may not precisely be K due to underrepresented classes in the training set. This holds true for the ACD dataset, where certain classes may have insufficient samples to meet the per-class K value. In such cases, the total number of shots per i -th class is determined as $\min(K, N_i)$, where N_i represents the total number of samples for the i -th class in the dataset.

Furthermore, since the ACD task involves a multi-label dataset, multi-label examples may add to more than one of the N buckets simultaneously. Hence, the total number of examples in a K -shot dataset is in the range $[K, K \times N]$.

A.2 Hyperparameter selection

Here, we outline the hyperparameters utilized for fine-tuning models across the two stages of our pipeline. Initially, we detail the hyperparameters specific to fine-tuning models in the source language for both PFT and ICT methods. Subsequently, we address those employed for the gradient-based XLT methods. The LoRA ([Hu et al., 2021](#)) parameters are $r = 16, \alpha = 32$, with dropout of 10%. For all cases, we employ an AdamW optimizer ([Loshchilov and Hutter, 2017](#)) with a linear scheduler and a batch size of 8.

A.2.1 Fine-tuning on source data

For the fine-tuning process on both datasets, we explored learning rates within the range of $lr \in$

$\{3, 4, 5, 6, 7, 8, 10\} \times 10^{-4}$, selecting 4×10^{-4} for as it performed adequately on both datasets in the source language.

Regarding the number of epochs for training on the full datasets: for the MASSIVE dataset, we fine-tuned models for 10 epochs under both prompt-based Fine-Tuning (PFT) and In-Context Tuning (ICT) training schemes. For the Aspect Category Detection (ACD) dataset, which is considerably smaller, we extended the training duration to 15 epochs for ICT and 25 epochs for PFT. The decision to train the PFT models for more epochs in the ACD dataset was taken because it underperformed when only 15 epochs were used.

For models trained with a reduced quantity of source-language data, we standardized the training process by setting the learning rate to 5×10^{-4} for all models across both datasets. Given the similar volume of data in these constrained scenarios, we extended the training period to 35 epochs for both datasets to expose the models to sufficient training data.

A.2.2 Fine-tuned XLT baselines hyperparameter selection.

For the fine-tuned XLT baselines, we use the model checkpoint fine tuned in the source language, used for ZS-XLT. Training focuses only on the target language, incorporating only the specified number of target-language shots K_{tgt} , and for 1S-XLT $_{macro}^{\nabla}$, an equal amount of source-language shots is added.

We evaluated the following learning rates $lr \in \{0.5, 1, 5\} \times 10^{-5}$. We observed that the limited target-language examples often led to overfitting and reduced performance (notably when $K_{tgt} = 1$) with a large number of epochs, especially in some languages such as Russian. For the reported results, the selected learning rates and training durations are as follows:

- For both 1S-XLT $^{\nabla}$ and 1S-XLT $_{macro}^{\nabla}$, a learning rate of 5×10^{-5} is used, training for 1 epoch for models trained with the full source-language dataset and 5 epochs for those trained with limited source-language data.
- For the 8S-XLT $^{\nabla}$ baseline, given the increased number of examples, we opt for a learning rate of 1×10^{-5} across 10 epochs.

All adaptations used a batch size of 8 and a constant scheduler.

	Train	Test
English	2000	676
Spanish	2070	881
French	1664	668
Turkish	1232	144
Russian	3655	1209
Dutch	1722	575

Table 8: Length of the training and test partitions in the Aspect Category Detection Dataset.

A.3 Dataset description

In this Section we provide descriptive information of the employed datasets. MASSIVE features parallel language splits, each comprising 11.5k samples in the training partition and 2.97k in the test partition.

However, for the Aspect Category Detection dataset, which is non-parallel, the sample counts vary across languages. Detailed information on these counts is presented in Table 8.

A.4 Computing the improvement due to target-language demonstrations

By computing $\delta\%$, we aim to measure the average improvement on performance of the evaluated methods after introducing target-language demonstrations. For this we compute the ratio between the model with target-language demonstrations and the Zero-Shot approach. This value is computed using the following formula:

$$\delta\% = 100 \times \left[P_{TL}^{few-shot} / P_{TL}^{zero-shot} - 1 \right]$$

Where $P_{TL}^{few-shot}$ and $P_{TL}^{zero-shot}$ represent the average evaluation performance of the model under the same training scheme (ICT or PFT), with and without the target-language (TL) examples, respectively. Hence, for prompt-based fine-tuning $P_{TL}^{few-shot}$ is 1S/8S-XLT $^{\nabla}$ and $P_{TL}^{zero-shot}$ is ZS-XLT, while for In-Context Tuning $P_{TL}^{few-shot}$ is IC-XLT and $P_{TL}^{zero-shot}$ is IC-XLT $_{SRC}$.

A.5 Performance metrics per language of the evaluated method on different source language budgets.

This section presents the comprehensive results of our evaluations across different target languages and different source data availability settings of ZS-XLT, 1S-XLT $^{\nabla}$, and IC-XLT, with English serving as the source language. Detailed performance metrics for cross-lingual transfer on the Aspect Category Detection (ACD) dataset are depicted in

Table 9 and results for the MASSIVE dataset are provided in Tables 10 and 11.

Additionally, we illustrate the language-wise performance at different K_{src} values on Figures 3 and 4. Furthermore, for the MASSIVE dataset we illustrate the different behavior of groups of languages with different representation in the mT5 pretraining corpus. Figures 5a and 5b illustrate the performance metrics for languages with high representation (over 100 billion tokens) and low representation (under 100 billion tokens) in the mT5 pretraining data, respectively. We also include the Average Transfer Gaps $\bar{\Delta}\%$ per language at the different source-language budgets in Figures 6 and 7.

A.6 Ethics Statement

The proposed method helps to improve downstream cross-lingual performance on languages underrepresented in the multilingual model pretraining. However, we believe that data collection for low-resource languages should continue to be a priority for the NLP research community. It remains very important to better integrate linguistic diversity in multilingual models to avoid technological biases and avoid hindering technological development in societies whose language has a limited number of speakers, or limited funding for developing linguistic resources.

On the other hand, we acknowledge the challenge posed by language variants, including regional dialects, which often suffer from underrepresentation. This may result in multilingual models biased towards variants with a larger digital footprint, excluding linguistic features of communities less present in digital spaces. We wish to acknowledge this aspect and warn that it could increase the exclusion of these communities from integration into the digital content ecosystem and information technology tools.

A.7 Licences of systems and datasets

In this work, the tools utilized include an mT5 model and the *transformers* library (Wolf et al., 2020), both of which use the Apache 2.0 license. The MASSIVE dataset, on the other hand, operates under a CC by 4.0 license. As for the Aspect Category Detection dataset, it employs a MS-NC-No ReD license, which limits its usage strictly to an academic scope. Since the aim of this work is to evaluate the performance of a proposed cross-lingual system, we adhere to all the licenses of the

utilized material.

The research presented in this paper is intended for academic purposes, and therefore, we adhere to the licenses governing all utilized materials.

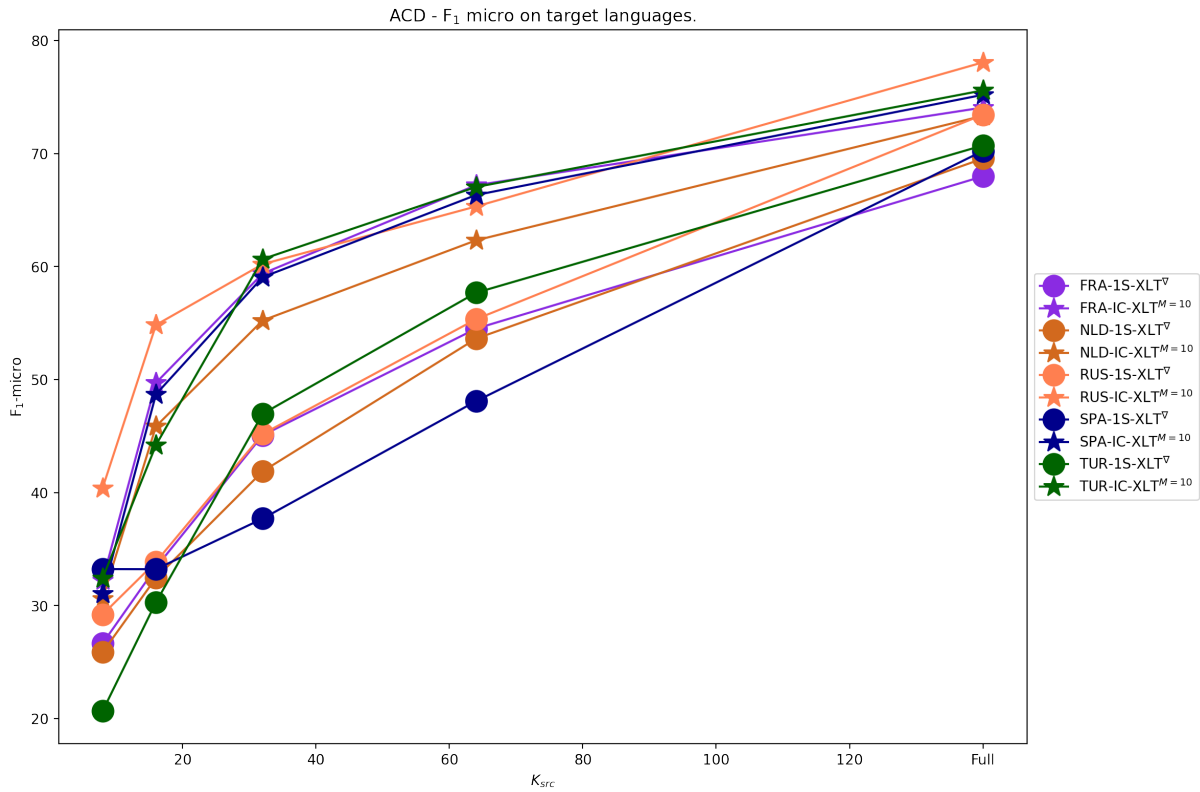


Figure 3: F_1 -micro for each of the 5 evaluated languages in the Aspect Category Detection dataset at different source-language data budget.

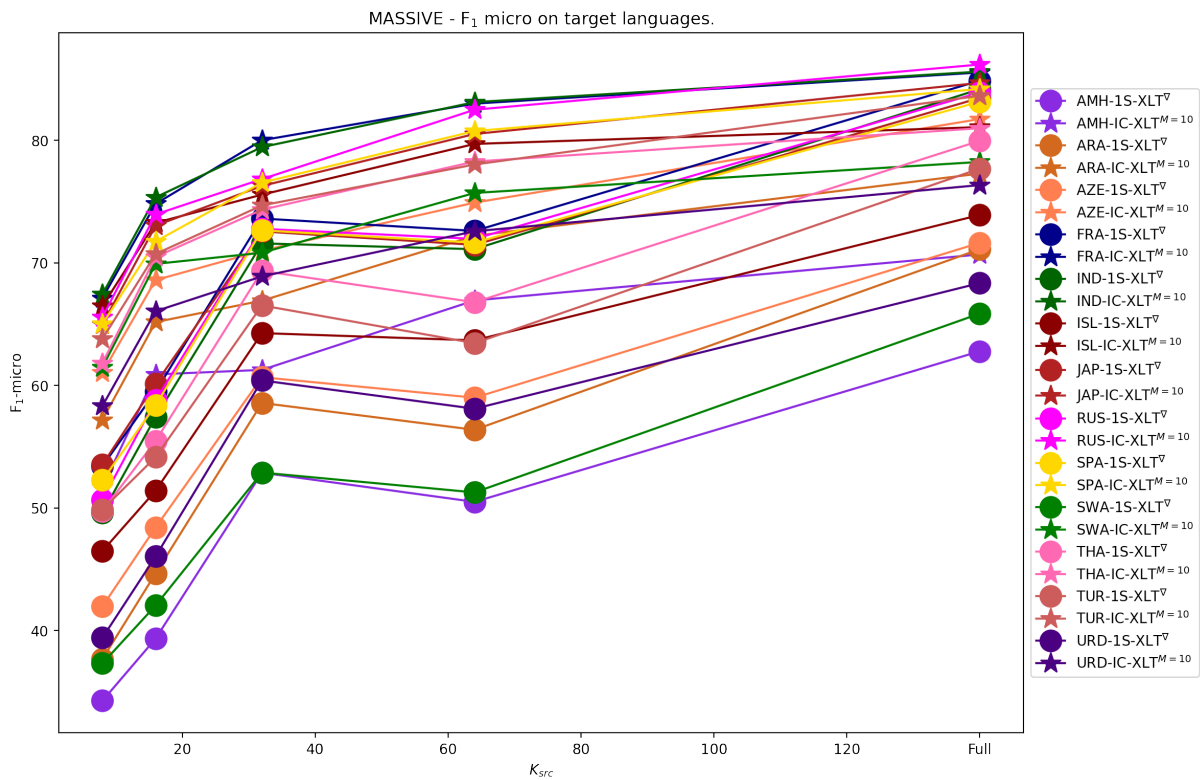
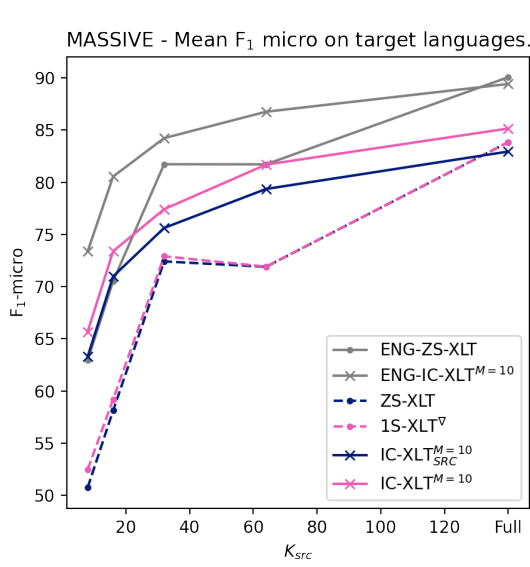
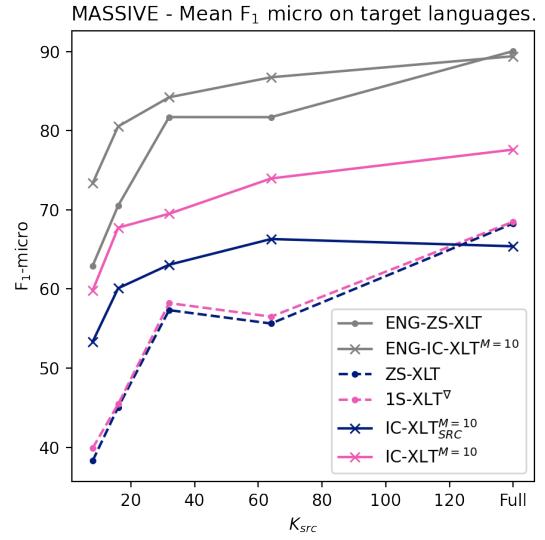


Figure 4: F_1 -micro for each of the 13 evaluated languages in the MASSIVE dataset at different source-language data budget.



(a) Mean F_1 -micro in the the MASSIVE dataset across the target languages with large representation in mT5 pretraining corpora ($> 100B$). In this scenario, the gap between One-Shot (pink) and Zero-Shot (blue) lines is similar as the one observed for ACD in the Figure 1b.



(b) Mean F_1 -micro in the the MASSIVE dataset across the target languages with smaller representation in mT5 pretraining corpora ($< 100B$). We can observe a larger improvement when introducing target-language demonstrations than the one observed for languages well-represented in pretraining (left).

Figure 5: Comparison of IC-XLT and 1S-XLT[∇] performance on the MASSIVE datasets at different source-language data budgets on languages with high representation (left), and with low representation (right) in the base model pretraining.

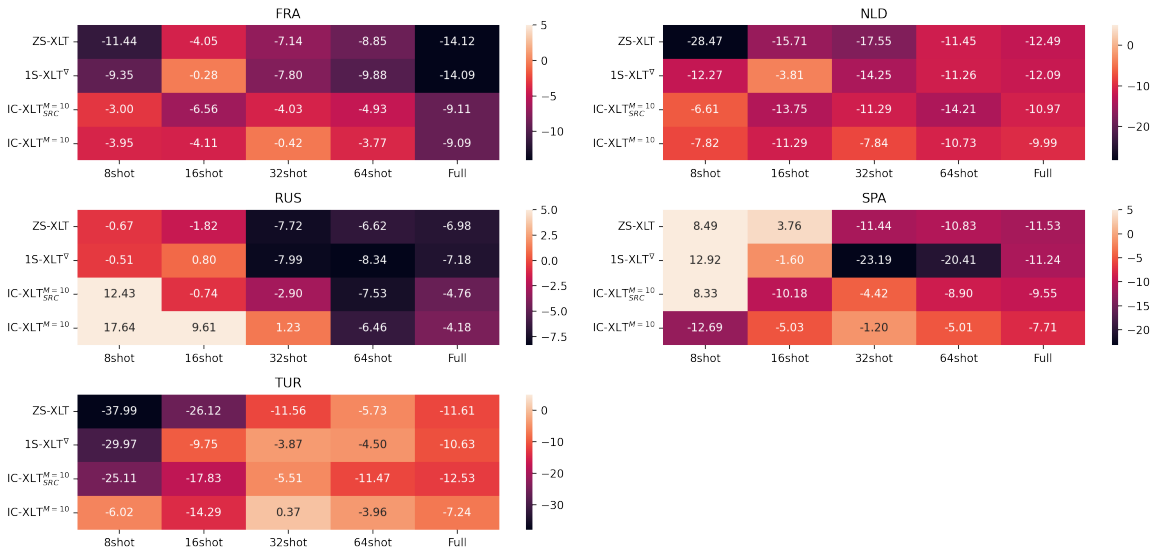


Figure 6: Average Transfer Gap $\bar{\Delta}\%$ per language on the Aspect Category Detection dataset.

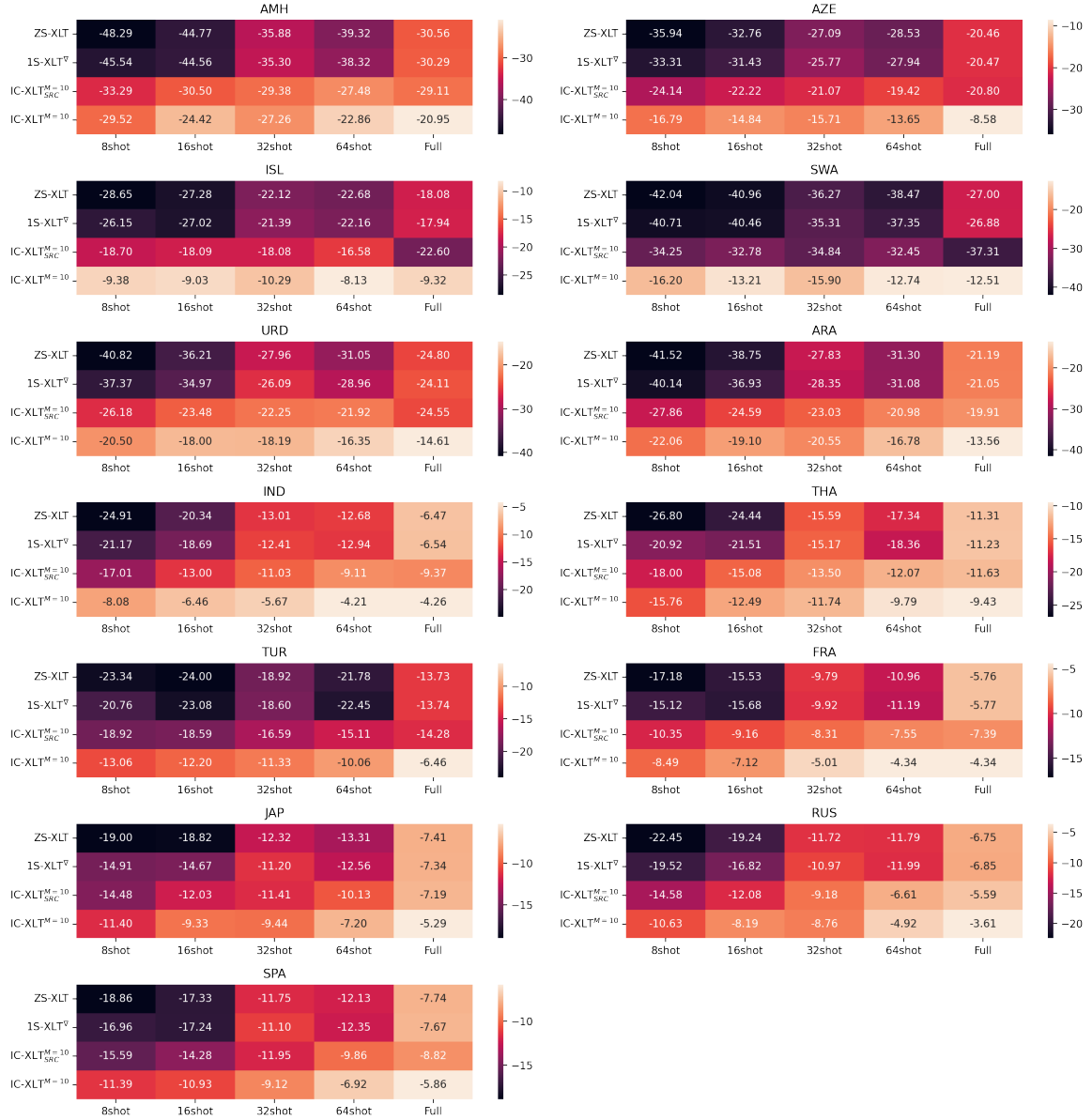


Figure 7: Average Transfer Gap $\bar{\Delta}\%$ per language on the MASSIVE dataset.

K_{src}	ENG	FRA	NLD	RUS	SPA	TUR
ZS-XLT ($K_{tgt} = 0$)						
8-shot	29.49±2.06	26.1±1.46	21.19±3.74	29.32±2.84	31.99±2.46	18.4±4.34
16-shot	33.73±4.12	32.24±3.63	28.73±6.76	33.02±3.22	34.96±4.48	25.27±7.68
32-shot	49.05±5.33	45.41±4.68	40.44±4.68	45.31±5.9	43.37±4.73	43.28±3.93
64-shot	60.45±3.3	55.07±2.46	53.49±1.88	56.35±1.23	53.9±3.4	56.96±3.02
Full	79.14±0.91	67.96±0.77	69.24±1.24	73.6±1.61	70.01±0.44	69.95±1.13
IS-XLT [∇] ($K_{tgt} = 1$)						
8-shot	28.97±1.66	26.65±1.09	25.87±1.56	29.21±0.56	33.23±1.33	20.66±1.42
16-shot	37.62±4.98	33.37±1.98	32.44±4.32	33.86±2.48	33.22±4.23	30.28±2.66
32-shot	51.94±4.06	45.07±4.69	41.88±2.26	45.18±5.88	37.69±4.04	46.97±3.1
64-shot	62.32±2.53	54.5±3.37	53.62±2.33	55.34±1.48	48.09±3.17	57.68±2.65
Full	79.16±0.78	67.98±0.74	69.56±0.63	73.44±1.55	70.23±0.47	70.72±1.43
IC-XLT ^{M=20} _{SRC} ($K_{tgt} = 0$)						
8-shot	23.66±6.16	17.3±1.76	19.9±2.78	19.05±4.89	22.01±4.31	16.09±5.24
16-shot	41.19±9.22	44.39±5.39	38.9±7.11	43.25±6.66	40.82±8.55	36.22±13.0
32-shot	63.25±2.36	60.92±1.71	55.11±2.28	59.7±2.02	59.69±1.32	56.42±2.91
64-shot	70.01±1.77	65.67±1.3	60.08±2.27	64.09±2.19	63.55±0.34	62.23±4.69
Full	81.76±0.81	73.49±0.37	71.89±0.38	77.52±0.38	73.14±0.82	69.51±1.04
IC-XLT ^{M=20} ($K_{tgt} = 1$)						
8-shot	23.66±6.16	17.12±13.05	15.17±6.96	16.58±11.33	13.49±8.87	20.83±13.2
16-shot	41.19±9.22	48.24±4.75	44.89±6.13	49.64±4.95	47.26±8.59	45.17±8.6
32-shot	63.25±2.36	61.37±2.49	58.01±1.44	62.05±1.53	61.74±1.3	61.85±5.97
64-shot	70.01±1.77	65.86±1.28	63.1±0.79	65.12±0.96	65.34±1.18	66.98±2.66
Full	81.76±0.81	73.5±0.61	73.0±0.59	78.01±0.41	74.46±0.48	76.26±1.02
IC-XLT ^{M=10} _{SRC} ($K_{tgt} = 0$)						
8-shot	34.71±7.33	34.05±9.33	32.13±6.46	38.42±5.92	37.47±7.7	25.75±6.15
16-shot	52.08±11.85	48.49±10.46	45.12±11.08	50.81±8.61	46.89±11.15	44.34±16.01
32-shot	60.45±8.84	57.6±5.95	53.42±6.53	58.15±5.02	57.32±5.48	57.22±10.22
64-shot	69.84±1.32	66.96±1.43	60.41±0.79	65.14±1.08	64.17±1.5	62.31±2.33
Full	81.48±0.37	74.06±1.03	72.54±0.82	77.59±0.85	73.7±0.72	71.27±1.17
IC-XLT ^{M=10} ($K_{tgt} = 1$)						
8-shot	34.71±7.33	32.24±4.16	30.62±6.04	40.4±7.85	31.04±12.53	32.41±8.23
16-shot	52.08±11.85	49.71±11.04	45.86±9.55	54.83±5.18	48.69±9.92	44.2±9.68
32-shot	60.45±8.84	59.38±5.55	55.23±5.6	60.21±2.98	59.06±5.06	60.66±9.33
64-shot	69.84±1.32	67.2±1.49	62.32±1.1	65.32±0.62	66.33±0.98	67.04±2.92
Full	81.48±0.37	74.07±0.55	73.34±0.82	78.07±0.76	75.2±1.33	75.59±2.84

Table 9: Average per language across the different runs for evaluations under different resource budgets for the Aspect Category Detection dataset. In here, \pm refers to the standard deviation of the performance on the conducted runs.

K_{src}	ENG	AMH	ARA	AZE	FRA	IND	ISL	JAP
ZS-XLT ($K_{tgt} = 0$)								
8-shot	62.93±1.5	32.53±0.42	36.81±0.93	40.3±0.82	52.11±0.77	47.24±0.64	44.9±0.99	50.96±0.67
16-shot	70.52±7.24	39.27±7.79	43.38±6.55	47.55±6.48	59.71±7.75	56.42±8.62	51.42±6.8	57.27±6.1
32-shot	81.72±1.39	52.4±1.73	58.98±2.25	59.58±1.63	73.72±1.88	71.08±1.46	63.67±3.83	71.65±1.33
64-shot	81.71±2.81	49.68±6.32	56.19±4.85	58.49±6.41	72.78±5.1	71.34±2.6	63.23±4.88	70.85±3.34
Full	90.06±0.45	62.53±0.79	70.98±1.95	71.63±1.87	84.87±0.25	84.23±0.09	73.77±0.62	83.39±0.66
IS-XLT ($K_{tgt} = 1$)								
8-shot	63.3±1.4	34.26±0.62	37.67±0.9	41.96±0.3	53.41±1.02	49.6±0.57	46.48±1.34	53.53±0.32
16-shot	70.52±5.74	39.33±5.89	44.65±5.74	48.4±4.75	59.49±5.58	57.42±5.93	51.4±4.01	60.13±4.87
32-shot	81.7±1.06	52.87±1.07	58.56±1.65	60.66±1.92	73.61±1.31	71.58±2.2	64.26±2.96	72.56±1.24
64-shot	81.17±2.61	50.49±4.91	56.37±3.92	58.99±5.67	72.6±4.53	71.11±1.85	63.67±4.49	71.46±2.95
Full	90.08±0.4	62.78±0.82	71.11±1.77	71.63±1.67	84.86±0.18	84.17±0.16	73.9±0.53	83.45±0.63
IC-XLT $_{SRC}^{M=20}$ ($K_{tgt} = 0$)								
8-shot	73.24±2.71	51.95±2.84	56.6±3.29	58.92±3.18	65.75±3.04	64.79±3.74	59.41±3.12	66.87±3.61
16-shot	82.0±1.37	57.2±2.99	62.97±2.75	65.03±3.15	74.38±2.1	71.95±3.03	65.89±3.72	73.25±2.3
32-shot	85.03±0.52	62.5±1.5	68.45±1.87	69.26±1.61	78.52±1.14	77.93±1.89	70.62±1.53	77.94±1.11
64-shot	87.18±0.66	63.94±1.44	70.06±1.4	71.18±1.89	81.37±1.14	80.31±1.44	71.16±1.45	80.6±1.19
Full	89.46±0.43	61.27±2.66	70.77±2.18	71.49±2.12	83.13±1.88	81.6±2.15	68.83±3.72	82.83±2.19
IC-XLT $_{SRC}^{M=20}$ ($K_{tgt} = 1$)								
8-shot	73.24±2.71	58.17±3.39	61.45±3.41	66.0±3.14	67.26±3.72	70.46±3.35	67.16±2.72	69.77±3.16
16-shot	82.0±1.37	63.5±3.67	67.55±1.93	72.78±1.86	75.98±1.83	77.77±1.79	74.27±2.1	76.95±1.29
32-shot	85.03±0.52	67.12±2.39	72.76±1.33	75.42±1.79	80.06±1.06	81.6±1.21	77.81±1.06	80.13±0.86
64-shot	87.18±0.66	70.14±1.6	74.69±0.98	78.02±1.65	83.29±0.79	83.9±0.84	79.74±1.08	82.09±0.7
Full	89.46±0.43	68.09±4.07	76.43±1.87	81.37±1.99	84.92±1.4	85.46±1.62	80.32±1.1	83.77±1.72
IC-XLT $_{SRC}^{M=10}$ ($K_{tgt} = 0$)								
8-shot	73.36±0.92	48.95±1.98	52.93±1.57	55.65±1.65	65.77±1.16	60.89±2.12	59.64±0.97	62.74±1.29
16-shot	80.54±0.99	55.99±3.32	60.75±3.44	62.65±2.91	73.17±2.18	70.08±2.66	65.99±2.78	70.86±2.6
32-shot	84.22±0.62	59.47±1.84	64.83±1.4	66.48±1.8	77.22±0.99	74.92±1.29	68.99±1.54	74.61±1.08
64-shot	86.75±0.29	62.92±1.28	68.55±1.43	69.91±1.7	80.21±0.78	78.86±1.54	72.37±1.16	77.97±1.69
Full	89.41±0.4	63.39±3.54	71.62±2.13	70.82±3.95	82.81±1.8	81.04±2.38	69.22±3.4	82.99±1.53
IC-XLT $_{SRC}^{M=10}$ ($K_{tgt} = 1$)								
8-shot	73.36±0.92	51.7±1.88	57.18±2.67	61.04±2.01	67.12±1.62	67.44±2.98	66.48±1.45	64.99±1.72
16-shot	80.54±0.99	60.89±3.56	65.16±2.89	68.59±2.67	74.81±1.81	75.34±1.74	73.26±1.39	73.03±2.16
32-shot	84.22±0.62	61.26±1.67	66.91±1.4	70.99±0.92	80.0±0.73	79.44±1.07	75.56±1.17	76.27±0.44
64-shot	86.75±0.29	66.93±1.62	72.2±1.22	74.91±0.94	82.99±0.78	83.11±1.18	79.7±0.67	80.51±0.78
Full	89.41±0.4	70.68±2.94	77.28±0.45	81.73±1.13	85.53±1.11	85.6±0.92	81.07±0.89	84.68±0.44

Table 10: Average performance for English, Amharic, Arabic, Azeri, French, Indonesian, Icelandic, and Japanese across the different runs for evaluations under different resource budgets in the MASSIVE Domain Classification Task. In here, \pm refers to the standard deviation of the performance on the conducted runs.

K_{src}	RUS	SPA	SWA	THA	TUR	URD
ZS-XLT ($K_{tgt} = 0$)						
8-shot	48.8±1.05	51.05±0.8	36.46±0.58	46.05±0.15	48.24±0.99	37.22±0.65
16-shot	57.1±7.63	58.39±7.04	41.78±6.38	53.49±7.93	53.6±5.47	45.26±7.81
32-shot	72.15±2.0	72.12±1.64	52.09±2.37	69.0±2.74	66.26±1.79	58.88±2.03
64-shot	72.11±5.17	71.83±4.43	50.36±5.54	67.6±5.01	63.97±5.46	56.4±4.64
Full	83.98±0.49	83.09±0.79	65.75±2.19	79.88±2.37	77.7±1.19	67.72±0.96
1S-XLT ($K_{tgt} = 1$)						
8-shot	50.65±1.06	52.26±1.06	37.31±0.61	49.75±0.38	49.86±0.89	39.4±0.32
16-shot	58.79±6.61	58.37±5.28	42.03±4.64	55.46±6.02	54.14±3.8	46.04±5.9
32-shot	72.77±2.13	72.65±1.03	52.88±2.07	69.34±2.89	66.52±1.94	60.4±1.36
64-shot	71.95±4.93	71.64±3.48	51.26±4.19	66.78±4.84	63.44±5.25	58.09±3.61
Full	83.89±0.42	83.15±0.58	65.85±1.84	79.95±1.93	77.68±1.09	68.34±0.74
IC-XLT $_{SRC}^{M=20}$ ($K_{tgt} = 0$)						
8-shot	64.98±3.46	63.79±3.12	51.51±4.17	63.69±3.56	62.52±3.31	57.68±2.64
16-shot	74.26±2.59	72.2±2.17	55.0±4.2	69.61±2.29	68.52±2.35	63.29±2.7
32-shot	79.78±0.82	75.58±1.77	59.21±3.66	75.42±1.86	73.58±1.65	68.19±1.2
64-shot	81.58±1.05	78.44±1.66	60.89±2.89	77.9±1.3	76.14±1.75	70.03±0.95
Full	83.76±1.68	81.23±2.55	53.76±5.18	78.91±1.62	76.36±2.95	68.26±2.45
IC-XLT $^{M=20}$ ($K_{tgt} = 1$)						
8-shot	69.41±3.01	67.04±3.46	65.27±3.1	66.53±2.65	70.03±3.31	63.22±2.82
16-shot	77.11±1.51	75.4±1.5	71.36±2.28	72.55±0.81	76.18±1.43	69.46±1.98
32-shot	81.43±1.16	78.68±1.2	74.61±1.26	76.1±2.19	78.46±1.28	73.13±1.19
64-shot	83.24±0.8	81.06±1.33	76.78±1.47	79.36±0.97	80.75±1.52	75.13±0.97
Full	84.39±2.2	83.65±1.84	75.54±5.14	81.02±1.67	82.25±2.51	76.12±1.38
IC-XLT $_{SRC}^{M=10}$ ($K_{tgt} = 0$)						
8-shot	62.66±1.71	61.93±1.47	48.24±3.18	60.16±1.59	59.48±1.44	54.15±1.66
16-shot	70.82±3.03	69.05±2.3	54.17±4.41	68.4±2.33	65.58±2.76	61.64±2.6
32-shot	76.48±0.93	74.15±1.1	54.89±3.2	72.85±1.34	70.25±1.89	65.48±1.62
64-shot	81.02±0.89	78.2±1.22	58.61±3.63	76.28±0.93	73.64±0.57	67.74±1.23
Full	84.41±0.93	81.53±2.17	56.06±3.33	79.02±1.86	76.65±2.32	67.47±3.35
IC-XLT $^{M=10}$ ($K_{tgt} = 1$)						
8-shot	65.57±2.6	65.0±1.37	61.48±1.71	61.81±2.62	63.79±2.42	58.32±2.48
16-shot	73.95±2.8	71.74±2.7	69.91±2.1	70.48±2.28	70.72±2.4	66.05±2.08
32-shot	76.83±0.94	76.54±0.66	70.82±1.86	74.33±1.03	74.68±0.97	68.89±1.27
64-shot	82.49±0.89	80.75±1.2	75.7±2.2	78.26±0.56	78.02±0.9	72.57±1.3
Full	86.18±0.39	84.18±1.54	78.23±1.87	80.98±0.48	83.63±1.1	76.34±0.61

Table 11: Average performance for Russian, Spanish, Swahili, Thai, Turkish, and Urdu across the different runs for evaluations under different resource budgets in the MASSIVE Domain Classification Task. In here, \pm refers to the standard deviation of the performance on the conducted runs.