

ZeroCAP: Zero-Shot Multi-Robot Context Aware Pattern Formation via Large Language Models

Vishnunandan L. N. Venkatesh, and Byung-Cheol Min

Abstract—Incorporating language comprehension into robotic operations unlocks significant advancements in robotics, but also presents distinct challenges, particularly in executing spatially oriented tasks like pattern formation. This paper introduces ZeroCAP, a novel system that integrates large language models with multi-robot systems for zero-shot context aware pattern formation. Grounded in the principles of language-conditioned robotics, ZeroCAP leverages the interpretative power of language models to translate natural language instructions into actionable robotic configurations. This approach combines the synergy of vision-language models, cutting-edge segmentation techniques and shape descriptors, enabling the realization of complex, context-driven pattern formations in the realm of multi robot coordination. Through extensive experiments, we demonstrate the systems proficiency in executing complex context aware pattern formations across a spectrum of tasks, from surrounding and caging objects to infilling regions. This not only validates the system’s capability to interpret and implement intricate context-driven tasks but also underscores its adaptability and effectiveness across varied environments and scenarios.

I. INTRODUCTION

Pattern formation, a key idea in the organization of multi-robot systems [1], involves arranging robots in a specific way to reach a common objective. This skill is essential for various purposes such as environmental surveillance, precise farming, cooperative transportation, and emergency management. The significance of pattern formation lies in its capacity to utilize the combined actions of robots to carry out tasks that go beyond what individual robots can achieve, thus improving effectiveness, adaptability, and robustness. Central to this endeavor is not just the geometric arrangement of robots, but the evolution towards purposeful pattern formations—where the design and execution of patterns are intrinsically linked to the context and objects within the environment. This nuanced approach marks a significant departure from traditional methodologies, steering the field towards more interactive and object-centric tasks that can be applicable to real world scenarios as shown in Fig 1.

Despite its significance, traditional approaches to pattern formation in robotics have been predominantly constrained by model/rule-based methods and machine learning paradigms. These methodologies, while foundational, have their limitations: model rule-based strategies [1]–[4], are often tailored to specific scenarios/patterns and lack the

This material is based upon work supported by the National Science Foundation under Grant No. IIS-1846221. Vishnunandan L. N. Venkatesh and Byung-Cheol Min are with the SMART Lab, Department of Computer and Information Technology, Purdue University, West Lafayette, IN 47907, USA {lvenkate,minb}@purdue.edu

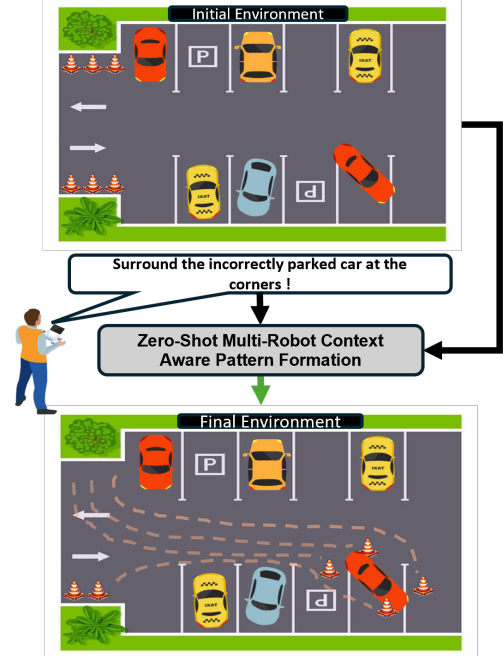


Fig. 1: A conceptual image illustrating the proposed **Zero-Shot** multi-robot Context Aware Pattern (ZeroCAP) formation system, beginning with an initial environment where a car is parked incorrectly. Upon receiving the command from human operator to “Surround the incorrectly parked car at the corners!”, the system identifies the target vehicle and autonomously positions the robot cones at strategic corner locations, showcasing the successful execution of a zero-shot context aware pattern formation task.

flexibility to adapt to new or unmodeled patterns. Reinforcement learning (RL) approaches, on the other hand, require training time and extensive reward design, making them impractical for scenarios requiring immediate deployment. Moreover, machine learning (ML) based methods [5]–[7] demand large datasets of annotated or labeled data for training, a requirement that poses substantial challenges in dynamic or novel environments. These limitations across all the methodologies are particularly pronounced in scenarios where pattern formations must be conditioned with respect to specific objects of interest, underscoring the need for a more adaptable and intuitive methodology.

Integrating language comprehension into robotic systems heralds considerable progress [8, 9], yet it poses unique challenges, especially in spatially-focused tasks such as pattern formation. While language models have shown a remarkable ability as general pattern machines [10] and offer a robust framework for parsing and generating human-like text, Vision Language Models (VLMs) falter in accurately localizing spatial tasks, accentuating the need for techniques that adeptly marry abstract instruction understanding with their tangible implementation.

Our contribution to this evolving field addresses the challenge previously identified by [3], focusing on the dynamic assignment of a variable number of robotic agents to specific target positions for intricate pattern formations. By combining vision-based processing with the sophisticated interpretative capabilities of Large Language Models (LLMs), we introduce a **Zero-Shot multi-robot Context Aware Pattern (ZeroCAP)** formation system that facilitates zero-shot, language, and context-conditioned pattern formation. It processes both images and natural language instructions to identify objects of interest and generate precise coordinates for robot deployment, enabling immediate and purposeful pattern formation directly influenced by user instructions.

We distinguish our approach by categorizing pattern formations into three purposeful types: 1) General pattern formation, where robots arrange themselves around the object of interest based on user specification; 2) Infill pattern formation, where robots occupy the interior space of a region based on user specification; and 3) Caging pattern formation, creating a boundary around the object. This categorization increases the flexibility of deployment and signifies a shift from standard geometric patterns to contextually relevant formations tailored to the specific user context. Introducing purposeful pattern formation, our system adapts to environmental cues through natural language instructions, demonstrating language and context-driven pattern formation’s viability.

The following sections will explore the technical challenges addressed, methodologies applied, and the significant impact our work has on advancing robotics towards intuitive, flexible, and context-aware multi-robot systems.

II. RELATED WORKS

Pattern Formation. Multi-robot pattern formation research has explored centralized control [11], [12] and distributed approaches [1], [13]. Centralized systems face scalability and adaptability challenges, while distributed methods, including consensus-based [14], leader-follower [15], and bio-inspired [16], improve scalability but lack robustness due to pattern-specific, rule-based strategies. Advancements to the field include potential field-based methods [17], [4] and artistic formations [3], plus novel algorithms such as event-triggered mechanisms [2]. However, model/rule-based strategies typically are designed for specific scenarios, lacking the adaptability required for new or unseen patterns or even handling user specific instructions. Conversely, learning-based strategies like Q-learning [7], [6] while offering more generalizability are often time intensive with their training and are limited to the fixed patterns that the system was trained for. Despite the above progress over the years, significant challenges persist in creating flexible solutions that quickly adapt to contextual user preferences and situations without heavy pre-configuration, training, or extensive information exchange. These issues highlight a broader need in the field for moving from traditional geometric patterns to contextually relevant formations tailored to context specific user tasks and environments.

Our approach diverges from these traditional paradigms

by adopting zero-shot learning using a language model for robotics, sidestepping the limitations of both rule-based and machine learning methodologies. By leveraging natural language instructions, our system achieves a flexible, intuitive means of directing multi-robot pattern formation, capable of adaptation to novel scenarios without the need for extensive dataset training or predefined rules. This represents an advancement over existing methods centralized or decentralized.

LLM for Robotics. LLMs are pivotal in robotics for task planning through zero-shot learning [10, 18, 19], excelling in diverse plan generation [8, 9, 20] and performance refinement [21]. In the realm of multi-agent systems, LLMs have been instrumental in fostering agent cooperation, equipping individual agents with the capabilities to improve interaction dynamics and collaborative efficacy [22]–[24]. Despite their growing utility in robotics, none of these notable methodologies cover pattern formation among multi-robot systems. Vision Language Models, while useful in many applications involving robot navigation [25] and high-level action control [26, 27], are limited by their spatial reasoning capabilities [28], impacting their effectiveness in robotics applications that require precise spatial coordination. Our research leverages VLMs and LLMs for multi-robot pattern formation, addressing the spatial task limitations of VLMs and pioneering a linguistically-driven approach to complex robotic coordination aided by representing shapes using a node graph.

III. PROBLEM DESCRIPTION

Our research delves into the nuanced task of deploying robotic agents to form patterns around or inside a designated object of interest O , located within an environment, e . This environment is depicted through an image (I_E), paired with a natural language instruction (Ins) that outlines the desired pattern formation task. Operating under a centralized control system, robots, simplified to points of mass, are coordinated to ensure precise pattern formation in the context of O and Ins .

The procedure begins with the identification and segmentation of O from I_E , leading to a mask image that segregates O from the rest of e . This step is crucial to accurately define the geometric shape of O . The shape of O is mathematically modeled as a connected graph $G = (V, E)$ [29], where V signifies the set of vertices or nodes, outlining discrete points that mark the shape’s corners or distinct features, and E represents the set of edges connecting these vertices, thus framing the pattern without self-connectivity.

Let $R = \{r_1, r_2, \dots, r_N\}$ represent the list of robotic agents available, where N is the total number of robots. Given Ins , and I_E , the system, through a series of steps that include object detection, segmentation, and shape determination resulting in G , leverages an LLM to interpret and reason natural language instructions in light of G . The output of the system is a list of (x, y) coordinates, $C_{xy} = \{(x_1, y_1), (x_2, y_2), \dots, (x_N, y_N)\}$, which assigns each robot r_i in R to a specific coordinate (x_i, y_i) for deployment. This

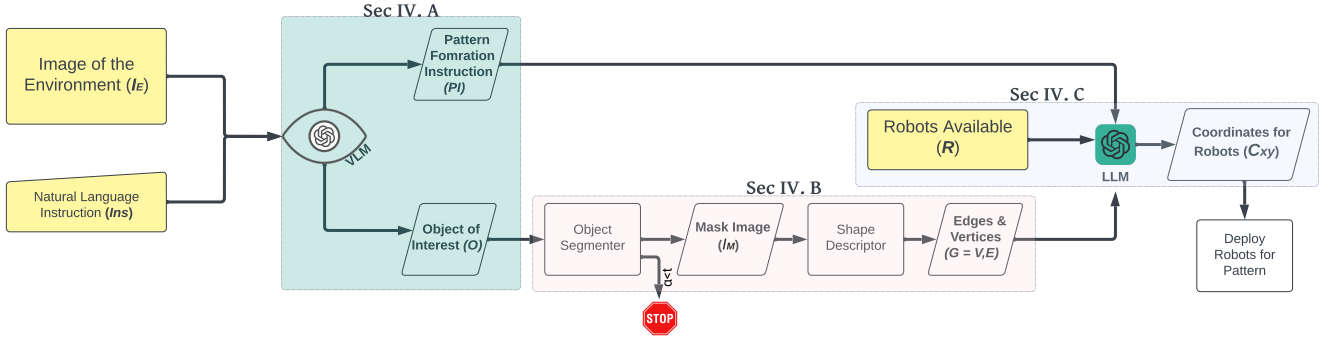


Fig. 2: An overview of the ZeroCAP system. It traces the workflow from the initial natural language instruction and input image of the environment through to the final deployment of robots, illustrating the sequence of processing stages—including context identification using Vision Language Model (VLM), object segmentation, shape description, and Large Language Model (LLM) coordination for precise robot placement in the environment. Three key stages are highlighted and explained in Section IV.

assignment facilitates the formation of the specified pattern around/inside O , in accordance with Ins .

Formally, this process can be encapsulated as a function F , where $F(I_E, Ins) \rightarrow C_{xy}$, mapping the inputs to the deployment coordinates for each robot.

IV. ZEROCAP FORMATION SYSTEM

This section delineates the comprehensive methodology of our ZeroCAP formation system, which introduces a novel approach for zero-shot multi-robot context aware pattern formation. Leveraging advanced VLMs, the methodology integrates linguistic instructions with visual perception, enabling precise spatial reasoning and object identification in multi-robot systems. Our approach harnesses the synergy of cutting-edge segmentation techniques, and utilizes standard computer vision algorithms for obtaining shape description. The decision-making process is empowered by a specialized LLM, which synthesizes the spatial description of object and linguistic context to generate target deployment coordinates for the robotic agents. The multi-robot control is centrally orchestrated, ensuring efficient navigation. The following subsections provide a detailed exposition of each stage, from initial input processing to the final deployment of robots. The overall structure of the proposed ZeroCAP framework is shown in Fig. 2.

A. Context Identification using VLM

The initiation of our methodology engages a VLM to interpret an environmental image I_E and a natural language instruction Ins . The architecture of this model excels at correlating visual stimuli with corresponding linguistic descriptors, emulating human-like proficiency in image-language tasks. Provided with I_E and Ins , the VLM processes these inputs in tandem, producing two key outputs: the Object of Interest O and the Pattern Formation Instruction PI .

The Object of Interest O is identified utilizing the VLM's zero-shot detection capabilities, circumventing the need for prior object-specific training and ensuring versatility within varying environments. Conventional object detection methods may localize objects but lack the sophisticated reasoning to discern context as VLMs do. Given an instruction akin to that of Fig. 3, standard natural language-aided object detectors [5] would falter in reasoning with which object is

odd. In contrast, the advanced reasoning capabilities of the VLM, contextualized by the instruction, render it superior for identifying objects of interest within complex scenarios. This nuanced understanding of context allows the VLM not only to detect but also to reason about objects in a manner aligned with the given linguistic directives. Concurrently, the Pattern Formation Instruction PI is extrapolated from the natural language directive enriched by contextual nuances in I_E . Here, the VLM generates PI , inspired by chain-of-thought reasoning [30], to discern spatial and context-sensitive task directives. In Algorithm 1, Line 1 corresponds to estimating the context using the VLM.

One notable strength of our system is our approach to mitigating the common issue of precise spatial localization, a challenge in standard VLMs. The inherent limitations of VLMs in tasks that require exact positional outputs make it impractical to use these models to directly provide the deployment coordinates C_{xy} . Instead, the VLM is optimized to identify O with necessary precision and to extract a context-rich PI . These are indispensable for subsequent segmentation and precise pattern formation stages conducted by more specialized subsystems. By honing in on general features and attributes discernible in the environment and the language input, the VLM identifies O with the necessary precision for subsequent segmentation and pattern formation stages.

The VLM's output, consisting of O and PI , thus propels the ZeroCAP system into the segmentation phase, where O is visually distinguished within I_E , and PI informs the strategic pattern formation instruction to be implemented by the robotic entities.

B. Object Segmentation and Shape Description

Following the identification of O and the acquisition of the PI from the VLM, the system transitions into the crucial stages of segmentation and shape description. These stages leverage sophisticated language conditioned segmentation techniques [5, 31], to perform image segmentation, followed by shape description stage using standard computer vision methods.

1) *Object Segmentation*: The segmentation process begins with language-prompt-based object segmentation, which employs LangSAM, an open-source language-conditioned segmentation model built upon segment-anything approach

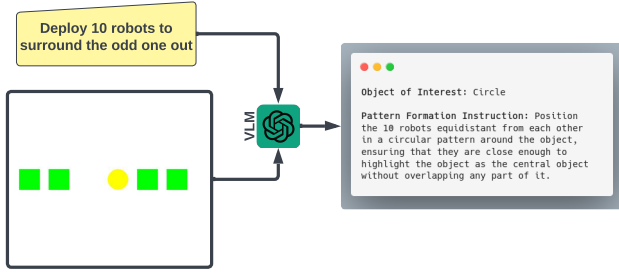


Fig. 3: An illustration of the VLM processing a natural language instruction to identify the object of interest and generate a pattern formation instruction, which guides the deployment of robots in a specified arrangement around the object. The object is not explicitly mentioned in the instruction and must be reasoned by the VLM within the context of image of the environment.

and the GroundingDINO detection model [31, 32]. Provided with the Object of Interest O and the Input Image I_E , these models generate a binary segmentation map in which the object is highlighted in white against a black background.

Upon completion, the segmentation yields a Masked Image I_M and an accuracy metric α , compared against a predefined threshold t . If α meets or exceeds this threshold, the process proceeds, confirming the segmentation’s quality for subsequent tasks. This segmentation approach ensures the precise extraction of O from I_E , encapsulated within I_M for the next processing stage. Lines 2 to 4 of the Algorithm 1 expound the segmentation process.

2) *Shape Description*: With a high quality I_M at hand, the ZeroCAP system advances to the shape description phase. Here, standard computer vision techniques preprocess I_M , including filtering and enhancement operations to sharpen feature delineation. Through OpenCV’s edge detection algorithms and contour detection methods, I_M is analyzed to determine O geometric form. This analysis yields the object’s edges E and vertices V , forming a connected graph $G = (V, E)$ that mathematically represents the object’s structure. Algorithm 1 delineates this process in Lines 10 – 13, with a method call in Line 5.

Integrating these segmentation techniques with precise shape description, the ZeroCAP system ensures accurate recognition, segmentation, and modeling of the Object of Interest. This forms a solid foundation for the ensuing methodology phase: LLM-based Pattern Former.

C. LLM-based Pattern Former

Upon accurately delineating the geometry of O , the context-aware multi-robot deployment system advances to determining goal position coordinates using a LLM. This stage involves the LLM being provided with the number of available robots R , interpreting the Pattern Formation Instruction PI alongside the object’s spatial characteristics, represented through edges E and vertices V to provide an output representing positions for robots.

The LLM’s task is to integrate the PI with the spatial data of E and V to determine the optimal pattern formation. This involves comprehensive reasoning to align the robots according to PI , while considering the shape of the object and the available robotic agents R .

Algorithm 1 ZeroCAP System Pipeline

Input: Image of the Environment I_E , Natural Language Instruction Ins

Output: List of coordinates for robot deployment C_{xy}

```

1:  $(O, PI) \leftarrow \text{VLM.PROCESS}(I_E, Ins)$ 
2:  $(I_M, \alpha) \leftarrow \text{SEGMENT}(O, I_E)$ 
3: if  $\alpha < t$  then
4:   return “Insufficient segmentation accuracy.”
5:  $(V, E) \leftarrow \text{SHAPEDESCRIPTOR}(I_M)$ 
6:  $C_{xy} \leftarrow \text{LLM.GENERATECOORDINATES}(PI, V, E, R)$ 
7: for each coordinate  $(x_i, y_i)$  in  $C_{xy}$  do
8:    $r_i \leftarrow R[i]$ 
9:    $\text{DEPLOYROBOTS}(r_i, (x_i, y_i))$ 
10: procedure  $\text{SHAPEDESCRIPTOR}(I_M)$ 
11:   Preprocess the masked image  $I_M$ 
12:   Extract edges  $E$  and vertices  $V$ 
13:   return  $(V, E)$  from  $I_M$ 
14: procedure  $\text{DEPLOYROBOTS}(r, (x, y))$ 
15:   Command robot  $r$  to move to coordinates  $(x, y)$ 
16:   Verify that robot  $r$  has reached  $(x, y)$ 

```

In particular, our methodology eschews the direct use of the entire Masked Image I_m as input to the LLM, a decision underscored by considerations of computational efficiency and token costs. Direct image is resource-intensive, whereas leveraging E and V markedly reduces computational load especially when accounting for tokens in the context of LLM’s. This choice highlights our system’s capacity for real-time processing and deployment efficiency while also remaining inexpensive in computation and practicality.

The culmination of this process is the production of a coordinate list C_{xy} as seen in Line 6 of Algorithm 1, which prescribes exact deployment coordinates for each robot.

D. Robot Deployment

Upon generating the deployment coordinates C_{xy} with the LLM, the ZeroCAP system initiates robot deployment, translating algorithmic output into coordinated physical actions.

Each robot $r_i, i \in N$ is directed toward its assigned location (x_i, y_i) under centralized control, ensuring precise navigation. Upon arrival, the system verifies each robot’s position against C_{xy} , adjusting as necessary to rectify any positional inaccuracies, thereby ensuring the formation aligns perfectly with the pattern instructions. This is delineated in Lines 7 to 9 and 14 to 16 in Algorithm 1.

The successful deployment of robots in the context of the Object of Interest O marks the completion of the pattern formation task, embodying the ZeroCAP system’s capability to execute context-driven, instruction-based patterns through autonomous robotic agents.

V. EXPERIMENT

Our experimental evaluation investigates the ZeroCAP system’s zero-shot pattern formation capabilities across ten tasks as shown in Fig. 4, delineated into three categories as prefaced in Section I: general pattern formations as shown in subfigure 4a, infill pattern formations as shown in subfigure

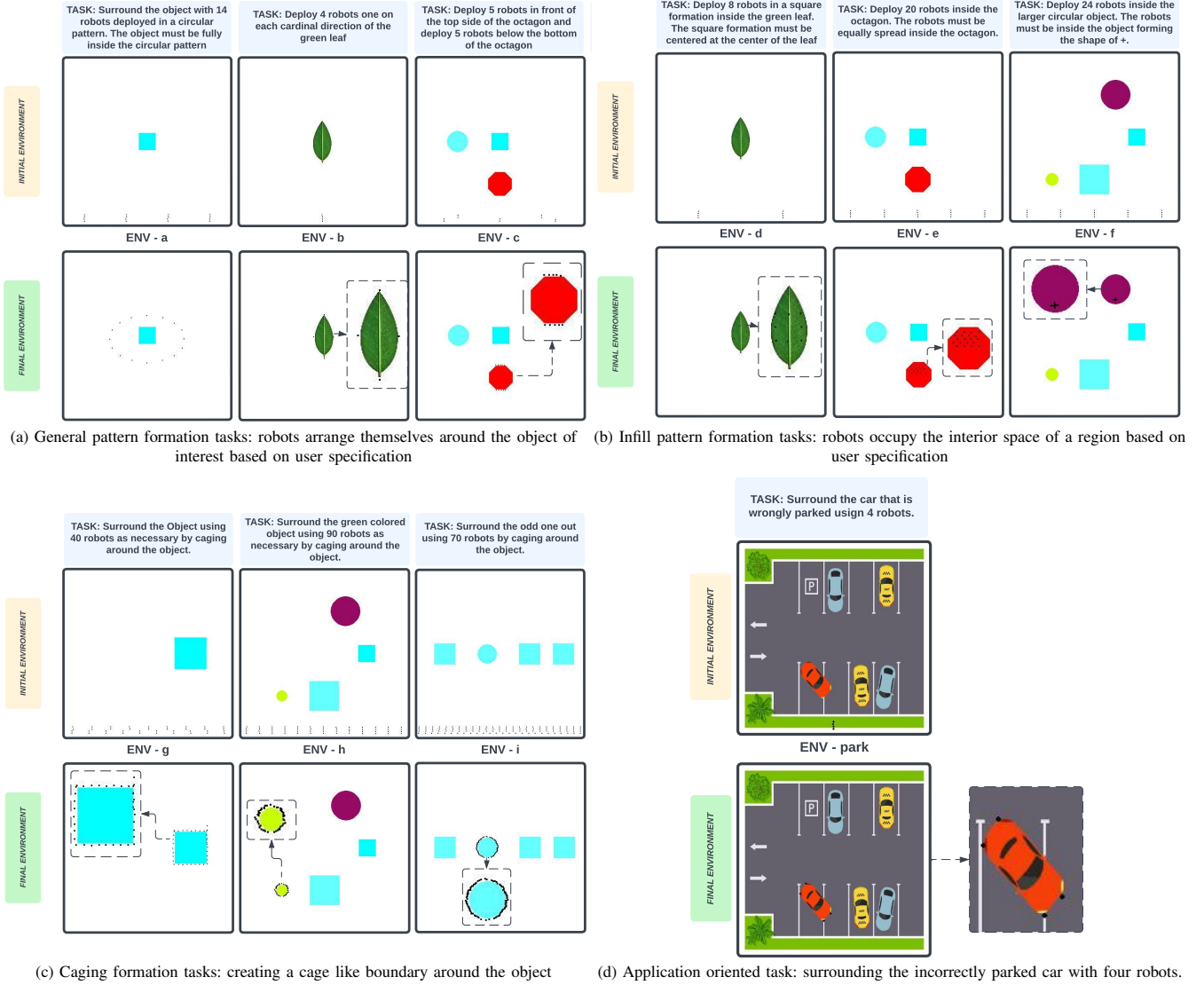


Fig. 4: Illustrations of the three types of pattern formation tasks and a task demonstration of Fig 1, showcasing the system’s adaptability to various instruction types and object configurations. In all tasks, robots are represented as black points initially distributed at the bottom of the scene in the initial environment, transitioning to form user-directed patterns in the final environment. This illustrates the dynamic capability of our system to interpret instructions and spatially reorganize the robots accordingly. Please zoom in on the images for details.

4b, and caging formation tasks as shown in subfigure 4c and the task referred to in Fig 1 as shown in subfigure 4d.

Tasks are diversified by object setup to evaluate the system’s adaptability and discernment capabilities under varying environmental complexities. In the *Single Object* setup (ENV a, b, d, g), the environment contains a solitary object, simplifying the identification process. The *Multi-Object* setup (ENV c, e, h) introduces additional objects as distractors, challenging the system to isolate the target object based on explicit user instructions. Lastly, the *Hidden Object* setup (ENV f, i, park) presents a more complex scenario where the natural language instruction implies the object of interest without explicit mention, compelling the system to employ reasoning to deduce the correct object.

A. Baseline Comparisons

Our system’s performance was benchmarked against three baselines. The first is an RL-based simplified approach

with hand-crafted rewards, serving primarily as a pattern-formation benchmark without natural language comprehension. The second and third baselines use GPT4 Vision [33] and llava-v1.6 [34], respectively, relying solely on vision-language models to complete the tasks. The LLMs employed in our experiments are GPT-4 [35], llama70b [36], and Claude [37], contrasting their performance against each other and the baselines. For ablation studies, the default configuration of the ZeroCAP system utilizes GPT-4 as the primary LLM.

B. Environment

Experiments were conducted in a 2D simulation using Pygame, with robots as point-mass entities capable of precise movements to target coordinates. The setup includes multi-object tasks with infill and caging requirements, omitting obstacle avoidance behaviors to focus on the pattern formation tasks. A subset of tasks was also executed on a

TABLE I: Comparative analysis of pattern formation methodologies across General, Infill, and Caging tasks, evaluating Success Rates (SR) and Goal Condition Recall (GCR) metrics across different methods.

Methods	General		Infill		Caging		Total	
	SR	GCR	SR	GCR	SR	GCR	SR	GCR
<i>GPT-4 Vision (Only)</i>	0	0	0	0	0	0	0	0
<i>LLaVA v1.6 (Only)</i>	0	0	0.13	0.1	0	0.07	0	0.07
<i>RL Baseline</i>	0.35	0.53	0.28	0.41	0.88	0.9	0.5	0.61
<i>ZeroCAP (GPT-4)</i>	0.71	0.85	0.86	0.89	0.74	0.82	0.77	0.85
<i>ZeroCAP (lama-2-70b)</i>	0.2	0.47	0.39	0.71	0.32	0.67	0.3	0.61
<i>ZeroCAP (claude-3-opus)</i>	0.57	0.78	0.72	0.88	0.64	0.73	0.64	0.79

real testbed, featuring Hamster mobile robots [38] under an overhead camera setup. Fig. 5 showcases two tasks executed in a real-world setting, serving as a tangible proof of concept that corroborates our simulation results. To facilitate these tasks, the environment is simplified into a grid-based image, with each grid box approximately matching the size of a robot. This adaptation allows the robots to retain their point mass entity characterization within the practical constraints of the real-world experiments, ensuring consistency in their deployment and movement. For demonstrations of simulator and real-world tasks, please refer to the supplementary video.

C. Evaluation Metrics

We employed two main evaluation metrics: Success Rates (SR) and Goal Condition Recall (GCR). SR indicates whether the robots formed the pattern successfully, verified by handcrafted ground truth labels, while GCR quantifies the proportion of robots correctly positioned within the pattern. A GCR of 1 implies a perfect match with the ground truth and, consequently, an SR of 1. Each task underwent 10 trials, with averages reported for SR and GCR, chosen to account for the inherent variability in LLM performance.

VI. RESULTS AND ANALYSIS

Table I shows a comprehensive evaluation of different methodologies tested in this paper, revealing the effectiveness of the ZeroCAP system in comparison to baselines. The initial baselines, GPT-4 Vision and LLaVA v1.6, were employed to evaluate the feasibility of using VLMs directly for zero-shot context-aware pattern formation. The performance of these baselines was significantly poor. GPT-4 Vision generally failed to generate any coordinates, reflecting its known limitations with spatial localization tasks. LLaVA, while capable of producing coordinates, generated positions that were largely inaccurate and contextually irrelevant. These outcomes effectively demonstrate that direct application of VLMs for context-aware pattern formation is non-trivial, and without additional processing or reasoning mechanisms, VLMs fall short of providing viable solutions. The RL baseline exhibited a mixed performance across the task spectrum. It notably struggled with the general pattern formation tasks, where user specifications varied greatly and required a high degree of interpretation and flexibility. The RL method’s rigidity and lack of language comprehension rendered it unable to adapt to the nuanced demands of these tasks. On the other hand, the RL approach

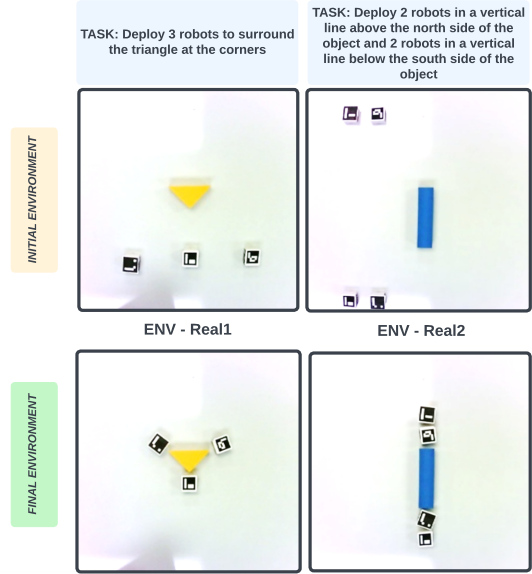


Fig. 5: Two real-world scenarios demonstrating ZeroCAP system’s ability to execute context-aware pattern formations.

showed considerable success in Caging tasks, aligning with the more straightforward objective of these tasks where the overarching goal is consistently to form a barrier around the object.

The ZeroCAP methods, incorporating LLMs like GPT-4, llama-2-70b, and claude-3-opus, present a contrasting picture. The GPT-4 based ZeroCAP achieves the highest overall SR and GCR across all types of tasks, indicating its superior pattern recognition and execution in zero-shot conditions. This suggests that GPT-4’s advanced natural language processing abilities are effectively leveraged by the ZeroCAP system to interpret instructions and generate appropriate robotic behaviors. The performance of ZeroCAP using llama-2-70b and claude-3-opus varies. While the llama-2-70b variant has some success, its inconsistency across tasks points to possible limitations in its ability to handle complex spatial reasoning as compared to GPT-4. Claude-3-opus shows a relatively more consistent performance. Across different pattern formation types, ZeroCAP methods behave in a manner that suggests certain patterns may be more conducive to LLM-driven execution. The General pattern formation tasks appear to be the most challenging, possibly due to the abstract nature of the instructions and the need for more nuanced interpretation. Infill tasks, which involve a more defined area and clear objectives being in most

cases to deploy robots inside a region, show the highest SR and GCR for GPT-4, indicating a strong alignment between the method’s capabilities and the task requirements. Caging tasks, while more structured, still present a challenge, but ZeroCAP methods demonstrate reasonable effectiveness.

A. Ablation: Segmentation Methods

The ablation study presented in Table II examines the efficacy of CLIPSeg [5] and LangSAM as object segmentation methods within the context of language-prompted object identification. These methods, while capable of segmenting objects based on language instructions, do not possess the same reasoning abilities provided by full-fledged VLMs. The table compares the performance of these segmenters used in isolation (denoted by ‘Only’) to their performance when integrated into the ZeroCAP framework.

TABLE II: Ablation studies comparing the success rates (SR) of standalone segmentation methods and their integration within the ZeroCAP system.

Method	SR
<i>CLIPSeg (Only)</i>	0.51
<i>LangSAM (Only)</i>	0.43
<i>ZeroCAP with CLIPSeg</i>	0.78
<i>ZeroCAP with LangSAM</i>	0.77

It is evident that using CLIPSeg and LangSAM alone for object identification and segmentation results in modest success rates of 0.51 and 0.43, respectively. This suggests that while they can interpret natural language to some extent and perform segmentation, the lack of deeper contextual understanding and spatial reasoning affects their overall effectiveness in pattern formation tasks. This is especially a factor in case of hidden object task scenarios.

When these segmentation methods are incorporated into the ZeroCAP system, the success rates improve significantly to 0.78 for CLIPSeg and 0.77 for LangSAM. The integration of these segmenters within ZeroCAP likely benefits from additional contextual processing and spatial reasoning capabilities provided by the LLMs in the system, leading to more successful task outcomes.

B. Ablation: Shape Descriptors

The ablation study presented in Table III evaluates the influence of different shape descriptors on the performance of the ZeroCAP system. ‘Increase in Tokens’ indicates the relative percentage increase in the number of tokens used by the LLM compared to using only ‘Edges’ as the shape descriptor, which serves as the baseline in this context.

TABLE III: Ablation studies on the impact of different shape descriptors on Success Rates (SR) and their relative increase in tokens required for LLM processing.

Shape Descriptor	SR	Increase in Tokens
<i>Edges</i>	0.77	-
<i>Edges and Vertices</i>	0.48	2%
<i>Binary Image Matrix</i>	0.71	400%

Analyzing the data, it is evident that using only ‘Edges’ as a shape descriptor achieves the highest SR of 0.77. This suggests that ‘Edges’ alone provide ample information for

the LLM to accurately generate the desired patterns without requiring additional token input. In contrast, when ‘Edges and Vertices’ are combined, there is a modest increase in tokens by 2%, but the SR significantly decreases to 0.48. This decrease could imply that including vertices introduces a level of complexity that the LLM does not effectively translate into better pattern formation. Moreover, vertices as a descriptor could potentially be misleading for non-polygonal shapes where the definition of vertices is less clear, potentially leading to inaccurate pattern formation by the LLM.

The binary image matrix descriptor is obtained by converting the segmented object mask into a binary matrix, which is then resized to a 100x100 grid to fit within the token constraints of the LLM. This matrix serves as a input for the LLM, representing the shape in a form that can be directly processed. The LLM utilizes this grid-based representation to understand the spatial arrangement and generate target coordinates for the robots. The binary image matrix descriptor, incurs a 400% increase in token usage. This upsurge poses practicality concerns due to token limits and practical costs. Additionally, resizing may obscure vital shape details, affecting pattern accuracy. Despite a reasonable SR of 0.71, the trade-off between detail richness and token efficiency is crucial for the ZeroCAP system’s viability.

VII. DISCUSSION

The research presented in this paper marks a significant stride in the domain of multi-robot systems, particularly in the application of LLMs for zero-shot context aware pattern formation. Nonetheless, the current scope is confined to static patterns, leaving the exploration of dynamic patterns - those that evolve over time in response to environmental changes or ongoing tasks - as a promising avenue for future research. Dynamic pattern formation would not only extend the flexibility and adaptability of multi-robot systems but also increase their applicability in real-world scenarios such as search and rescue operations or environmental monitoring, where conditions are continually shifting.

Our current method’s reliance on centralized processing poses potential bottlenecks and failure points in scenarios requiring quick robot adaptability. Exploring decentralized or hybrid control systems could improve robustness and scalability by merging centralized planning with decentralized execution. Additionally, incorporating sensory feedback mechanisms may enhance decision-making, maintaining system effectiveness amid real-time environmental changes.

Our research lays a foundation for future advancements in robotic pattern formation and practical applications, extending from complex coordination tasks in surveillance, logistics, and warehousing to context-aware strategies. Progressing beyond current limitations and enhancing our foundational framework is vital for fully realizing robotics’ capabilities in intricate, context-sensitive environments.

VIII. CONCLUSION

Our research has successfully introduced ZeroCAP, an innovative framework that harmonizes the advanced linguistic comprehension of large language models with the physical capabilities of robotic systems to achieve zero-shot pattern formation. The system's adeptness at deciphering natural language instructions and materializing these into precise spatial arrangements has been demonstrated across various contexts, laying the groundwork for future advancements in multi-robot coordination. While our study focused on static patterns and centralized control, the insights gained provide a stepping stone for exploring dynamic pattern formations. ZeroCAP's performance in context-aware task execution signal a promising direction for the integration of AI and robotics, propelling us towards more intelligent, adaptable, and efficient multi-robot applications in diverse real-world settings.

REFERENCES

- [1] K.-K. Oh, M.-C. Park, and H.-S. Ahn, "A survey of multi-agent formation control," *Automatica*, vol. 53, pp. 424–440, 2015.
- [2] W. Xu and D. W. Ho, "Clustered event-triggered consensus analysis: An impulsive framework," *IEEE Transactions on Industrial Electronics*, vol. 63, no. 11, pp. 7133–7143, 2016.
- [3] J. Alonso-Mora, A. Breitenmoser, M. Ruffi, R. Siegwart, and P. Beardsley, "Multi-robot system for artistic pattern formation," in *2011 IEEE International Conference on Robotics and Automation*, 2011, pp. 4512–4517.
- [4] R. Gayle, W. Moss, M. C. Lin, and D. Manocha, "Multi-robot coordination using generalized social potential fields," in *2009 IEEE International Conference on Robotics and Automation*. IEEE, 2009, pp. 106–113.
- [5] Y. Lin, M. Chen, W. Wang, B. Wu, K. Li, B. Lin, H. Liu, and X. He, "Clip is also an efficient segmenter: A text-driven approach for weakly supervised semantic segmentation," 2023.
- [6] J. Wang, J. Cao, M. Stojmenovic, M. Zhao, J. Chen, and S. Jiang, "Pattern-rl: Multi-robot cooperative pattern formation via deep reinforcement learning," in *2019 18th IEEE International Conference On Machine Learning And Applications (ICMLA)*, 2019, pp. 210–215.
- [7] B. S. Prasad, A. G. Manjunath, and H. Ramasangu, "Multi-agent polygon formation using reinforcement learning," in *ICAART (1)*, 2017, pp. 159–165.
- [8] J. Wu, R. Antonova, A. Kan, M. Lepert, A. Zeng, S. Song, J. Bohg, S. Rusinkiewicz, and T. Funkhouser, "Tidybot: Personalized robot assistance with large language models," *Autonomous Robots*, vol. 47, no. 8, pp. 1087–1102, 2023.
- [9] I. Singh, V. Blukis, A. Mousavian, A. Goyal, D. Xu, J. Tremblay, D. Fox, J. Thomason, and A. Garg, "Progprompt: Generating situated robot task plans using large language models," in *2023 IEEE International Conference on Robotics and Automation (ICRA)*, 2023, pp. 11 523–11 530.
- [10] S. Mirchandani, F. Xia, P. Florence, B. Ichter, D. Driess, M. G. Arenas, K. Rao, D. Sadigh, and A. Zeng, "Large language models as general pattern machines," *arXiv preprint arXiv:2307.04721*, 2023.
- [11] C. Belta and V. Kumar, "Trajectory design for formations of robots by kinetic energy shaping," in *Proceedings 2002 IEEE International Conference on Robotics and Automation (Cat. No. 02CH37292)*, vol. 3. IEEE, 2002, pp. 2593–2598.
- [12] V. Indelman, "Towards cooperative multi-robot belief space planning in unknown environments," *Robotics Research: Volume 1*, pp. 441–457, 2018.
- [13] Y. Cao, W. Yu, W. Ren, and G. Chen, "An overview of recent progress in the study of distributed multi-agent coordination," *IEEE Transactions on Industrial Informatics*, vol. 9, no. 1, pp. 427–438, 2012.
- [14] R. Olfati-Saber, J. A. Fax, and R. M. Murray, "Consensus and cooperation in networked multi-agent systems," *Proceedings of the IEEE*, vol. 95, no. 1, pp. 215–233, 2007.
- [15] Y. Hong, G. Chen, and L. Bushnell, "Distributed observers design for leader-following control of multi-agent networks," *Automatica*, vol. 44, no. 3, pp. 846–850, 2008.
- [16] J. Liu, P. Li, W. Chen, K. Qin, and L. Qi, "Distributed formation control of fractional-order multi-agent systems with relative damping and nonuniform time-delays," *ISA transactions*, vol. 93, pp. 189–198, 2019.
- [17] C. Belta and V. Kumar, "Abstraction and control for groups of robots," *IEEE Transactions on robotics*, vol. 20, no. 5, pp. 865–875, 2004.
- [18] T. Brown, B. Mann, N. Ryder, M. Subbiah, J. D. Kaplan, P. Dhariwal, A. Neelakantan, P. Shyam, G. Sastry, A. Askell, *et al.*, "Language models are few-shot learners," *Advances in neural information processing systems*, vol. 33, pp. 1877–1901, 2020.
- [19] A. Madaan, S. Zhou, U. Alon, Y. Yang, and G. Neubig, "Language models of code are few-shot commonsense learners," *arXiv preprint arXiv:2210.07128*, 2022.
- [20] K. Lin, C. Agia, T. Migimatsu, M. Pavone, and J. Bohg, "Text2motion: From natural language instructions to feasible plans," *Autonomous Robots*, vol. 47, no. 8, pp. 1345–1365, 2023.
- [21] S. Vemprala, R. Bonatti, A. Buckner, and A. Kapoor, "Chatgpt for robotics: Design principles and model abilities," 2023.
- [22] Z. Liu, W. Yao, J. Zhang, L. Xue, S. Heinecke, R. Murthy, Y. Feng, Z. Chen, J. C. Niebles, D. Arpit, R. Xu, P. Mui, H. Wang, C. Xiong, and S. Savarese, "Bola: Benchmarking and orchestrating llm-augmented autonomous agents," 2023.
- [23] S. Hong, M. Zhuge, J. Chen, X. Zheng, Y. Cheng, C. Zhang, J. Wang, Z. Wang, S. K. S. Yau, Z. Lin, L. Zhou, C. Ran, L. Xiao, C. Wu, and J. Schmidhuber, "Metagpt: Meta programming for a multi-agent collaborative framework," 2023.
- [24] S. S. Kannan, V. L. N. Venkatesh, and B.-C. Min, "Smart-llm: Smart multi-agent robot task planning using large language models," 2023.
- [25] D. Shah, B. Osinski, b. ichter, and S. Levine, "Lm-nav: Robotic navigation with large pre-trained models of language, vision, and action," in *Proceedings of The 6th Conference on Robot Learning*, ser. Proceedings of Machine Learning Research, K. Liu, D. Kulic, and J. Ichnowski, Eds., vol. 205. PMLR, 14–18 Dec 2023, pp. 492–504. [Online]. Available: <https://proceedings.mlr.press/v205/shah23b.html>
- [26] A. Brohan, N. Brown, J. Carbajal, Y. Chebotar, X. Chen, K. Choremanski, T. Ding, D. Driess, A. Dubey, C. Finn, *et al.*, "Rt-2: Vision-language-action models transfer web knowledge to robotic control," *arXiv preprint arXiv:2307.15818*, 2023.
- [27] J. Gao, B. Sarkar, F. Xia, T. Xiao, J. Wu, B. Ichter, A. Majumdar, and D. Sadigh, "Physically grounded vision-language models for robotic manipulation," *arXiv preprint arXiv:2309.02561*, 2023.
- [28] J. Zhang, J. Huang, S. Jin, and S. Lu, "Vision-language models for vision tasks: A survey," *IEEE Transactions on Pattern Analysis and Machine Intelligence*, 2024.
- [29] R. J. Qureshi, J.-Y. Ramel, and H. Cardot, "Graph based shapes representation and recognition," in *Graph-Based Representations in Pattern Recognition: 6th IAPR-TC-15 International Workshop, GBRPR 2007, Alicante, Spain, June 11-13, 2007. Proceedings 6*. Springer, 2007, pp. 49–60.
- [30] J. Wei, X. Wang, D. Schuurmans, M. Bosma, B. Ichter, F. Xia, E. Chi, Q. Le, and D. Zhou, "Chain-of-thought prompting elicits reasoning in large language models," 2023.
- [31] A. Kirillov, E. Mintun, N. Ravi, H. Mao, C. Rolland, L. Gustafson, T. Xiao, S. Whitehead, A. C. Berg, W.-Y. Lo, P. Dollár, and R. Girshick, "Segment anything," *arXiv:2304.02643*, 2023.
- [32] S. Liu, Z. Zeng, T. Ren, F. Li, H. Zhang, J. Yang, C. Li, J. Yang, H. Su, J. Zhu, *et al.*, "Grounding dino: Marrying dino with grounded pre-training for open-set object detection," *arXiv preprint arXiv:2303.05499*, 2023.
- [33] OpenAI, "GPT-4V(ision) System Card," 2023.
- [34] H. Liu, C. Li, Q. Wu, and Y. J. Lee, "Visual instruction tuning," in *NeurIPS*, 2023.
- [35] OpenAI, "GPT-4 Technical Report," 2023.
- [36] H. Touvron, L. Martin, K. Stone, P. Albert, A. Almahairi, Y. Babaei, N. Bashlykov, S. Batra, P. Bhargava, S. Bhosale, *et al.*, "Llama 2: Open Foundation and Fine-Tuned Chat Models," *arXiv preprint arXiv:2307.09288*, 2023.
- [37] "Anthropic Claude 3." [Online]. Available: <https://www.anthropic.com/news/claude-3-family>
- [38] A. Lee, W. Jo, S. S. Kannan, and B.-C. Min, "Investigating the effect of deictic movements of a multi-robot," *International Journal of Human-Computer Interaction*, vol. 37, no. 3, pp. 197–210, 2021.