
Minimize Quantization Output Error with Bias Compensation

Cheng Gong¹ Haoshuai Zheng² Mengting Hu¹ Zheng Lin² Deng-Ping Fan^{3,2} Yuzhi Zhang¹ Tao Li²

Abstract

Quantization is a promising method that reduces memory usage and computational intensity of Deep Neural Networks (DNNs), but it often leads to significant output error that hinder model deployment. In this paper, we propose Bias Compensation (BC) to minimize the output error, thus realizing ultra-low-precision quantization without model fine-tuning. Instead of optimizing the non-convex quantization process as in most previous methods, the proposed BC bypasses the step to directly minimize the quantizing output error by identifying a bias vector for compensation. We have established that the minimization of output error through BC is a convex problem and provides an efficient strategy to procure optimal solutions associated with minimal output error, without the need for training or fine-tuning. We conduct extensive experiments on Vision Transformer models and Large Language Models, and the results show that our method notably reduces quantization output error, thereby permitting ultra-low-precision post-training quantization and enhancing the task performance of models. Especially, BC improves the accuracy of ViT-B* with 4-bit PTQ4ViT by **36.89%** on the ImageNet-1k task, and decreases the perplexity of OPT-350M with 3-bit GPTQ by **5.97** on WikiText2. The code is in <https://github.com/GongCheng1919/bias-compensation>.

1. Introduction

Quantization is a vital method for efficient neural network computation. It replaces the high-precision floating point weights with low-precision ones, thus saving the memory footprints and computing loads in model inference. The number space of low-precision weights is much smaller

than that of float ones, which inevitably results in numerical errors and affects the output of quantized layers.

Tremendous achievements have been achieved in minimizing the output errors of quantized layers, and they generally fall into two categories: Quantization Aware Training (QAT) and Post-Training Quantization (PTQ). QAT fine-tunes the quantized DNNs on the whole dataset or trains them from scratch to align the outputs of float models and quantized ones. It achieves ultra-low-precision (2-3 bits) quantization while maintaining the task performance of models (Gong et al., 2020; 2021; Liu et al., 2023b), but the full-parameter training on the complete dataset is becoming impractical, especially for large pre-trained models. PTQ exhibits great compression efficiency compared to QAT since it is usually applied to quantize the model without retraining and requires no extra dataset or just a small amount of calibration data for adjusting the quantizer and model parameters (Nagel et al., 2020; Frantar et al., 2023; Yuan et al., 2022). The development of PTQ can be roughly divided into three stages, as shown in Figure 1: local quantizer optimization, layer-wise quantizer optimization, and layer-wise parameter optimization.

Local quantizer optimization reduces the output error by optimizing the local quantization loss offline and finding the local optimal quantizer for each quantized layer in advance (Banner et al., 2019; Zhao et al., 2019; Kravchik et al., 2019). Layer-wise quantizer optimization adopts a few calibration data to reconstruct the outputs of each layer in models to find a relatively optimal quantizer that can align the outputs of quantized models and float models (Nagel et al., 2020; Li et al., 2020; Wang et al., 2020). Layer-wise parameter optimization is similar to layer-wise quantizer optimization, but it updates the quantizer parameters and layer parameters simultaneously to reconstruct the outputs, thus achieving lower precision quantization (Hubara et al., 2021; Frantar & Alistarh, 2022; Frantar et al., 2023). However, these optimizations are usually non-convex, which makes it difficult to recover the task performance of DNNs from ultra-low precision quantization since large output error.

In this paper, we minimize the output error caused by quantization from a new perspective of error compensation. We call it *Bias Compensation (BC)*, which adds a bias vector to the outputs of each quantized layer in models and finds

¹College of Software, Nankai University, Tianjin, China

²College of Computer Science, Nankai University, Tianjin, China

³Nankai International Advanced Research Institute (SHENZHEN FUTIAN), Nankai University, Shenzhen, 518045, China. Correspondence to: Tao Li <litao@nankai.edu.cn>.

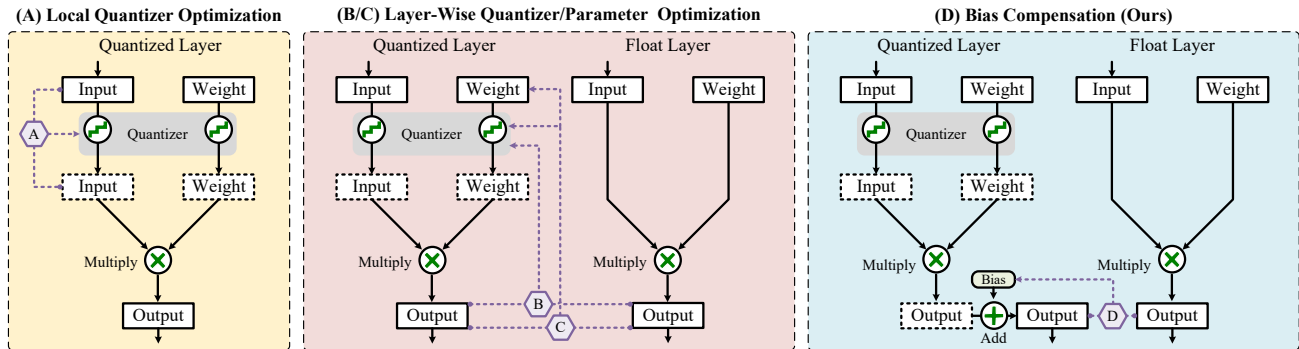


Figure 1. Comparison between the previous PTQ methods and our proposed bias compensation. (A) indicates local quantizer optimization methods. (B) and (C) are layer-wise quantizer and parameter optimization methods, respectively. Previous methods optimize the quantizer parameter or layer-wise weights to minimize the quantization loss or output error, which is non-convex and difficult to solve. Our method shown in (D) directly minimizes the output error by solving the best bias vector, which is convex and guarantees minimal output error.

the optimal bias vector for minimizing output error. We demonstrate that identifying the optimal bias vector for each quantized layer is a convex problem, and solving the optimal solutions for minimal output error is attainable (See Sec. 4). It can be easily combined with the existing quantizers and enables ultra-low-precision quantization. Since the bias vector is added to the outputs after expensive operations, i.e., matrix multiplications, it does not affect the computing efficiency of these operations and introduces almost no additional computation loads. We conduct extensive experiments to verify the validation of BC, and the results show that BC can significantly reduce the output error and improve the task performance of quantized models.

Our contributions are summarized as follows:

- We propose BC for minimizing the quantization-induced output error from a novel perspective. Instead of working on optimizing the non-convex quantization process as in previous methods, BC directly optimizes the output error by adding an optimizable bias vector to the outputs of quantized layers.
- We prove that the optimization of BC is convex, and the optimal bias vector can be obtained without fine-tuning. Additionally, we theoretically demonstrate that BC can always guarantee lower output error.
- Experiments on Vision Transformer models and Large Language Models demonstrate that BC can significantly improve the task performance of quantized models. In particular, BC improves the accuracy of ViT-B* with 4-bit PTQ4ViT by **36.89%** on the ImageNet-1k task, and decreases the perplexity of OPT-350M with 3-bit GPTQ by **5.97** on WikiText2.

2. Related work

2.1. Quantization Aware Training

QAT fine-tunes the model parameters on the whole dataset to recover model accuracy from quantization. LLM-QAT (Liu et al., 2023b) proposes data-free distillation for training quantized models. QLoRA (Dettmers et al., 2023) quantizes weights into 4 bits and employs Low-Rank Adaptation (LoRA) (Hu et al., 2021) for fine-tuning. Block-wise quantization (Dettmers et al., 2021) quantizes the states of optimizers for less memory usage in model training. PEQA (Kim et al., 2023) quantizes model weights into 4 bits and fine-tunes only the quantization scales of quantized LLMs. Despite tremendous achievements in QAT, fine-tuning the full parameters or even part parameters (Hu et al., 2021; Dettmers et al., 2023) on the complete dataset is a heavy workload, and PTQ is studied to address this issue.

2.2. Post-Training Quantization

PTQ focuses on quantizing the pre-trained models with no data (Banner et al., 2019) or only a small amount of calibration data (Frantar et al., 2023). According to the type of optimization, the development of PTQ can be roughly divided into three stages as follows:

1) **Local quantizer optimization** is a greedy strategy that simplifies the minimization of output error to the minimization of quantization loss in Figure 1. (Banner et al., 2019) employs the analytical clipping range and per-channel mixed-precision quantizer for reducing the quantization loss. OCS(Zhao et al., 2019) reduces the quantization loss by splitting channels into more channels. (Kravchik et al., 2019) employs the fine-grained kernel-wise and multi-tensor quantizer for low loss. LLM.int8() (Dettmers et al., 2022) uses a mixed-precision quantizer to isolate the outliers into 16 bits and quantize other values into 8 bits. SmoothQuant (Xiao et al., 2023) smooths the activation

before quantization to eliminate the outliers in different input channels, thus reducing quantization loss.

2) **Layer-wise quantizer optimization** adopts a calibration dataset to align the outputs of the quantized model and float one, as shown in Figure 1. AdaRound (Nagel et al., 2020) learns a differentiable function that takes values between 0 and 1 to realize the adaptive rounding by minimizing layer-wise output error. BitSplit (Wang et al., 2020) constructs quantized values bit-by-bit using a squared output error objective on the residual error. BRECQ (Li et al., 2020) reconstructs the outputs of quantized layers and residual blocks to learn the best step size and rounding variable of a quantizer. EasyQuant (Wu et al., 2020) jointly optimizes both scales of activation and weights for each Layer, targeting the loss of the cosine similarity between original and quantized convolutional outputs. PTQ4ViT (Yuan et al., 2022) proposes the twin uniform quantization for activation with asymmetric distributions in ViTs and introduces a Hessian-guided metric to determine the scaling factors of quantizers layer-by-layer. APQ-ViT (Ding et al., 2022) works on maintaining the power-law character of the softmax activations in ViTs. RepQ-ViT (Li et al., 2023) studies a scale-reparametrized quantizer to minimize output error while maintaining efficient inference. Outlier Suppression+ (OS+) (Wei et al., 2023) measures the output change after quantization to pursue effective quantizing factors. AWQ (Lin et al., 2023) finds the proper scaling factors to preserve the outliers in activation, thus minimizing output error.

3) **Layer-wise parameter optimization** also utilizes a calibration dataset to minimize output error directly. It updates both layer parameters and quantizer parameters to reduce output error further, as shown in Figure 1. AdaQuant (Hubara et al., 2021) proposes layer-by-layer optimization to learn the optimal quantization step size and update layer weights to minimize the layer output error. ZeroQuant (Yao et al., 2022) uses layer-by-layer knowledge distillation to fine-tune the layer parameters. FlexRound (Lee et al., 2023) learns a different scaling factor for each pre-trained weight to reconstruct each layer or block output. OBC (Frantar & Alistarh, 2022) expands the Optimizing Brain Surgery (OBS) (Hassibi et al., 1993; Frantar et al., 2021) algorithm to general quantization scenes. It iteratively quantizes a portion of the weights into discrete ones and updates the remaining float weights to eliminate output error during the quantization process. This quantizing process is time-consuming and infeasible for large models. The following GPTQ (Frantar et al., 2023) proposes a fast and robust implementation of OBC for large model quantization.

These methods have achieved great success in aligning the outputs. However, PTQ is difficult to recover the task performance from ultra-low-precision quantization with a large output error (Frantar et al., 2023; Yao et al., 2022).

2.3. Bias-Related Studies

The idea of optimizing quantization with bias has a long history. HAWQ (Dong et al., 2019) applies bias with different variances to weights to simulate quantization and estimate the sensitivities of layers. (Kravchik et al., 2019) adds a constrained bias tensor to the float weight tensor to implement quantization and measure the output error caused by the bias. AutoRound (Nagel et al., 2020), AutoQuant (Hubara et al., 2021), and BRECQ (Li et al., 2020) add a continuous bias variable to weights for adaptive weight optimization while minimizing the output error. (Banner et al., 2019) found that applying bias correction to align the means of weights before and after quantization can reduce accuracy degradation. NoisyQuant (Liu et al., 2023a) adds a noise bias on activation before quantization to flatten the activation distribution for less quantization loss. The Pseudo Quantization Training (PQT) methods (Shin et al., 2023; Savarese et al., 2022) add learnable noise parameters to floating-point values to address the non-differentiable problems in QAT.

All of these studies employ bias before quantization to minimize quantization loss or achieve differentiable quantization. However, adding bias before quantization can complicate the following computation. In addition, the optimal bias in these studies is difficult to obtain since the optimization of bias added before quantization is non-convex.

2.4. Motivations

We propose BC mainly driven by two motivations: 1) PTQ methods face challenges in achieving low-precision quantization due to significant output error. 2) Applying bias to output has the potential to reduce output error further, but to the best of our knowledge, relevant work has yet to explore it. Therefore, we propose BC to address these issues. We prove that the minimization of output error through BC is convex, and its optimal solution can be easily obtained.

3. Methodology

In this section, we first introduce the quantization and output error, which is the essential issue degrading model task performance. Then we propose bias compensation from a novel perspective to reduce the output error.

3.1. Quantization and Output Error

Let a neural network has L layers, and the i -th layer with float weight $W_i \in \mathbb{R}^{m \times n}$ processes the float input $X_i \in \mathbb{R}^{b \times m}$, where b is the min-batch size, m is the feature size of each row in X , and n is the output feature size of i -th layer. The typical computation of i -th layer is as follows:

$$X_{i+1} = X_i W_i. \quad (1)$$

The matrix multiplication of $X_i W_i$ is the typical computational bottleneck in DNNs, and the quantization is proposed

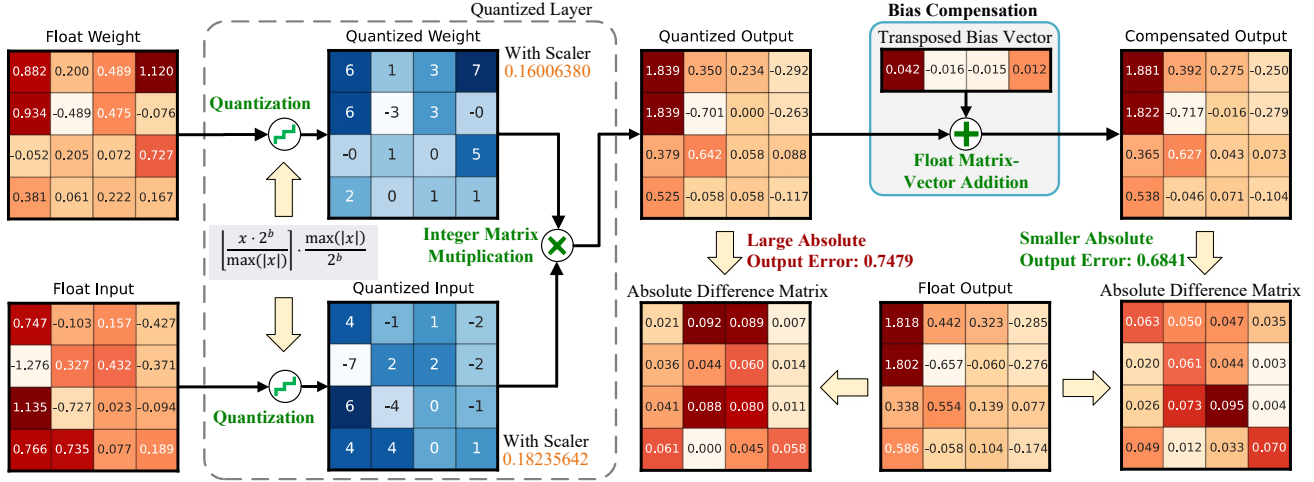


Figure 2. Illustration of bias compensation. We use absolute error as output error for easy understanding. Applying bias compensation after quantization can significantly reduce the output error without increasing additional computational complexity.

to reduce its computational load.

Let a quantizer $Q_{W_i} : \mathbb{R}^{m \times n} \rightarrow \mathbb{Q}^{m \times n}$ map any float value in $\mathbb{R}^{m \times n}$ into a quantized one in $\mathbb{Q}^{m \times n}$, i.e., quantized number set, and Q_{X_i} for input X_i , the float matrix multiplication can be replaced with following implementation:

$$\begin{aligned} X_{i+1}^q &= Q_{X_i}(X_i)Q_{W_i}(W_i) \\ \text{s.t. } Q_{X_i}(X_i) &\in \mathbb{Q}^{b \times m}, Q_{W_i}(W_i) \in \mathbb{Q}^{m \times n}. \end{aligned} \quad (2)$$

Given that the space of \mathbb{Q} is significantly smaller than that of \mathbb{R} , it becomes feasible to represent elements in \mathbb{Q} using fewer bits. Consequently, operations on these elements can be executed using low-bit integer operations, as shown in Figure 2, leading to reduced computational load.

However, the smaller space of \mathbb{Q} implies inevitable numerical errors, and the error matrix can be defined as follows:

$$\begin{cases} \mathcal{N}_{X_i} &= X_i - Q_{X_i}(X_i), \\ \mathcal{N}_{W_i} &= W_i - Q_{W_i}(W_i). \end{cases} \quad (3)$$

Here, \mathcal{N}_{X_i} and \mathcal{N}_{W_i} are usually called noise matrixes since the numerical error of quantization can be regarded as applying a noise for each element in X_i and W_i (Dong et al., 2019; Nagel et al., 2020; Hubara et al., 2021). In many previous studies (Banner et al., 2019; Zhao et al., 2019; Kravchik et al., 2019), the L2 norms of \mathcal{N}_{X_i} and \mathcal{N}_{W_i} , i.e., $\|\mathcal{N}_{X_i}\|_2^2$ and $\|\mathcal{N}_{W_i}\|_2^2$, are optimized for improving the task performance of quantized models.

Recent studies show that aligning the outputs of quantized layers and their corresponding float layers is the pivot factor for high model task performance (Yao et al., 2022; Frantar & Alistarh, 2022; Frantar et al., 2023). The difference between the outputs of X_{i+1} and X_{i+1}^q is defined as follows:

$$\mathcal{N}_{i+1} = X_{i+1} - X_{i+1}^q. \quad (4)$$

Here $\mathcal{N}_{i+1} \in \mathbb{R}^{b \times n}$ is a difference matrix, and each element in it shows the error caused by the quantization processes Q_{X_i} and Q_{W_i} as shown in Figure 2. Our target is to minimize the L2 norm of the difference matrix \mathcal{N}_{i+1} as follows:

$$\begin{aligned} l_{i+1} &= \|\mathcal{N}_{i+1}\|_2^2, \\ &= \|\mathcal{N}_{X_i}\mathcal{N}_{W_i} - \mathcal{N}_{X_i}W_i - X_i\mathcal{N}_{W_i}\|_2^2. \end{aligned} \quad (5)$$

l_{i+1} is the output error of i -th layer, which is only decided by noise matrixes \mathcal{N}_{X_i} and \mathcal{N}_{W_i} . To our best knowledge, almost all previous studies focus on finding the relatively optimal noise matrixes \mathcal{N}_{X_i} and \mathcal{N}_{W_i} that meet quantization constraints while minimizing the output error l_{i+1} :

$$\begin{aligned} \arg \min_{\mathcal{N}_{X_i}, \mathcal{N}_{W_i}} &\|\mathcal{N}_{i+1}\|_2^2 \\ \text{s.t. } \forall s &\in (X_i - \mathcal{N}_{X_i}) \cup (W_i - \mathcal{N}_{W_i}), s \in \mathbb{Q} \end{aligned} \quad (6)$$

However, this optimization is non-convex since the quantization process is discrete. It is difficult to solve the optimal noise matrixes for minimal output error.

3.2. Bias Compensation

Instead of optimizing the noise matrixes \mathcal{N}_{X_i} and \mathcal{N}_{W_i} , we innovatively introduce the bias compensation to minimize output error. Our idea is to find an extra bias vector to compensate for the quantized output matrix X_{i+1}^q as follows:

$$\hat{X}_{i+1}^q(j) = X_{i+1}^q(j) + \mathcal{B}_{i+1} \quad \text{s.t. } j = 1, 2, \dots, b. \quad (7)$$

Here $\mathcal{B}_{i+1} \in \mathbb{R}^n$ is a bias vector, and $X_{i+1}^q(j)$ is the j -th row of matrix X_{i+1}^q . Attaching the bias vector $\mathcal{B}_{i+1} \in \mathbb{R}^n$ to X_{i+1}^q follows the quantization process and quantized matrix multiplication as shown in Figure 2. It does not alter the quantization and computation procedures of quantized

layers. Besides, the addition of bias vector and output matrix is an efficient operation that does not substantially amplify computational load while offering the potential for reduced output error. With bias compensation for the quantized output, the output error can be reformulated as follows:

$$l_{i+1} = \|X_{i+1} - \hat{X}_{i+1}^q\|_2^2 = \sum_{j=1}^b \|\mathcal{N}_{i+1}(j) - \mathcal{B}_{i+1}\|_2^2. \quad (8)$$

Here $\mathcal{N}_{i+1}(j)$ is the j -th row of matrix \mathcal{N}_{i+1} . Differing from the previous optimization target in Equation 6, our target is to find an optimal bias vector \mathcal{B}_{i+1} for the quantized output of i -th layer, and minimizes the output error l_{i+1} :

$$\arg \min_{\mathcal{B}_{i+1}} \sum_{j=1}^b \|\mathcal{N}_{i+1}(j) - \mathcal{B}_{i+1}\|_2^2. \quad (9)$$

Notably, any value of \mathcal{B}_{i+1} will not affect \mathcal{N}_{i+1} , thus the optimization in Equation 9 is unrelated to the optimization in Equation 6. It implies that bias compensation can be easily combined with various quantizers for lower output error.

4. Optimization

In this section, we present a proof demonstrating that the optimal bias vector of BC can be solved and it always guarantees a lower output error. To do this, we first prove that the minimization of output error with respect to the bias vector is convex, and then solve the optimal bias vector based on a given quantizer and calibration dataset. Finally, we present the inference of a Transformer layer with BC.

4.1. Convex Optimization Proof

Let \mathbf{H} be the Hessian matrix of l_{i+1} with respect to \mathcal{B}_{i+1} in Equation 8, the elements in \mathbf{H} are computed as follows.

$$\mathbf{H}(p, q) = \frac{\partial^2 l_{i+1}}{\partial \mathcal{B}_{i+1}(p) \partial \mathcal{B}_{i+1}(q)} = \begin{cases} b > 0, p = q \\ 0, p \neq q \end{cases}. \quad (10)$$

Here $\mathbf{H}(p, q)$ refers to the element in the p -th row and q -th column of \mathbf{H} . Clearly, each element in \mathbf{H} is greater than or equal to 0, which indicates that \mathbf{H} is positive-semidefinite and the optimization in Equation 9 is convex.

4.2. Obtain Optimal Bias Vector

For a convex optimization, we can solve for its optimal analytical solution directly. Let the optimal bias vector be \mathcal{B}_{i+1}^* and the optimal solution is obtained as follows:

$$\mathcal{B}_{i+1}^* = \frac{1}{b} \sum_{j=1}^b \mathcal{N}_{i+1}(j) = \frac{1}{b} \sum_{j=1}^b (X_{i+1}(j) - X_{i+1}^q(j)). \quad (11)$$

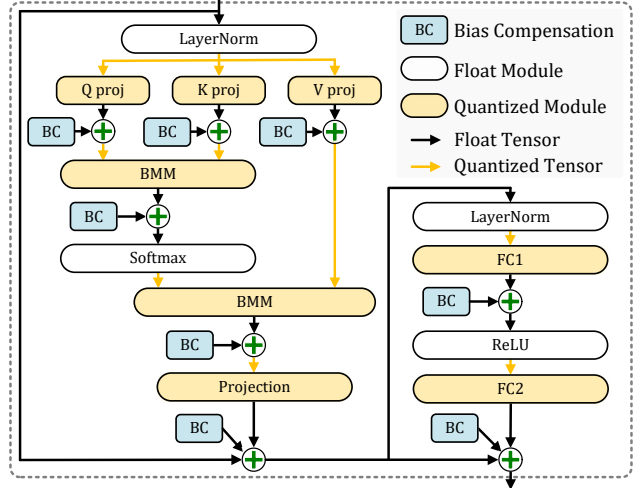


Figure 3. Bias compensation positions in Transformer.

Here b refers to the number of samples of a calibration dataset, and X_{i+1} and X_{i+1}^q are certain for a given quantizer and input. The optimal bias vector \mathcal{B}_{i+1} for i -th quantized layer can be obtained with two feedforward inferences (computing X_{i+1} and X_{i+1}^q) without fine-tuning.

Employing the optimal bias vector \mathcal{B}_{i+1}^* , the lowest output error can be obtained as follows.

$$\begin{aligned} l_{i+1} &= \sum_{k=1}^b \|\mathcal{N}_{i+1}(k) - \mathcal{B}_{i+1}^*\|_2^2 \\ &= \sum_{k=1}^b \|\mathcal{N}_{i+1}(k) - \frac{1}{b} \sum_{j=1}^b \mathcal{N}_{i+1}(j)\|_2^2 \\ &= \|\mathcal{N}_{i+1}\|_2^2 - b \|\frac{1}{b} \sum_{j=1}^b \mathcal{N}_{i+1}(j)\|_2^2 \\ &\leq \|\mathcal{N}_{i+1}\|_2^2. \end{aligned} \quad (12)$$

It demonstrates that *BC can always guarantee the lower output error* with a given quantizer and calibration dataset.

4.3. Inference with Bias Compensation

In the implementation of model inference using BC, the bias vector is attached after each quantized layer in order to reduce output error. In a typical Transformer architecture, the fully connected layers and batch matrix multiplication (BMM) layers are quantized to minimize computational costs. The BC modules are then embedded after each quantized module, as illustrated in Figure 3. Compared to the basic quantized model inference process, the quantized layers with BC modules only require an additional matrix-vector addition. These modules do not impact the computational efficiency of the quantized layers since the bias vectors are added to the outputs after the expensive operations. BC has

Table 1. Top-1 accuracy results of ViTs, Deits, and Swins. The default input resolution is 224×224 (* means 384×384). BC enables PTQ4ViT to achieve competitive accuracy in ultra-low-precision quantization without quantizer parameter or layer weight optimization.

Model	W/A	ViT-S	ViT-B	ViT-B*	Deit-S	Deit-B	Deit-B*	Swin-T	Swin-S	Swin-B	Swin-B*
# Parameter(M)	-	22.1	86.6	86.9	22.4	86.6	86.9	28.3	49.9	88.1	90.8
FP32	32/32	81.39	84.54	86.00	79.85	81.80	83.11	81.39	83.23	85.27	86.44
Base PTQ	8/8	80.46	83.89	85.35	77.65	80.94	82.33	80.96	82.75	84.79	86.16
EasyQuant	8/8	80.75	83.89	85.53	78.98	81.19	82.10	80.95	83.00	85.10	86.39
PTQ4ViT	8/8	81.00	84.25	85.82	79.47	81.48	82.97	81.24	83.10	85.14	86.39
APQ-ViT	8/8	81.25	84.26	-	79.78	81.72	-	-	83.16	85.16	86.40
NoisyQuant	8/8	81.15	84.22	85.86	79.51	81.45	82.49	81.25	83.13	85.20	86.44
PTQ4ViT+BC	8/8	81.15	84.33	85.96	79.58	81.76	83.12	81.34	83.18	85.21	86.44
Base PTQ	6/6	70.24	75.66	46.88	72.26	78.78	68.44	78.45	81.74	83.35	85.22
EasyQuant	6/6	75.13	81.42	82.02	75.27	79.47	81.26	79.51	82.45	84.30	85.89
PTQ4ViT	6/6	78.63	81.65	83.34	76.28	80.25	81.55	80.47	82.38	84.01	85.38
APQ-ViT	6/6	79.10	82.21	-	77.76	80.42	-	-	82.67	84.18	85.60
NoisyQuant	6/6	78.65	82.32	83.22	77.43	80.70	81.65	80.51	82.86	84.68	86.03
RepQ-ViT	6/6	80.43	83.62	-	78.90	81.27	-	-	82.79	84.57	-
PTQ4ViT+BC	6/6	79.22	83.00	85.00	78.60	81.29	82.44	80.56	82.46	84.28	85.60
PTQ4ViT	4/4	34.02	35.30	31.40	24.05	60.72	75.93	74.46	76.46	74.49	77.26
APQ-ViT	4/4	47.95	41.41	-	43.55	67.48	-	-	77.15	76.48	80.84
RepQ-ViT	4/4	65.05	68.48	-	69.03	75.61	-	-	79.45	78.32	-
PTQ4ViT+BC	4/4	54.74	67.27	68.29	67.47	75.78	80.15	74.74	76.79	77.78	79.97

minimal impact on the computational and spatial complexity of quantized models, while ensuring lower output error with the given quantizer and calibration dataset.

5. Experiments

5.1. Experiments on ViTs

Achieving low-precision ViTs remains a challenge. In this experiment, we aim to demonstrate that BC can significantly enhance the accuracy of ViTs under low-bit quantization.

5.1.1. BASELINES

We take the PTQ4ViT (Yuan et al., 2022) as the base quantizer for BC and the state-of-the-art quantizers including Base PTQ in (Yuan et al., 2022), EasyQuant (Wu et al., 2020), APQ-ViT (Ding et al., 2022), NoisyQuant (Liu et al., 2023a), and RepQ-ViT (Li et al., 2023) as baselines for comparison. The experimental results of the baselines are cited from their original paper, and the results of PTQ4ViT are obtained based on the open implementation¹.

5.1.2. MODELS & DATASETS

We evaluate BC on ImageNet-1K (Deng et al., 2009) dataset with ViT (Dosovitskiy et al., 2020), DeiT (Touvron et al., 2021), and Swin (Liu et al., 2021) models. All the pre-trained full-precision models and the default data augmenta-

tion strategies are cited from Timm (Wightman, 2019). We randomly select 32 images from the ImageNet-1K training dataset as calibration images in the model quantization.

5.1.3. EXPERIMENTAL SETTING

We quantize all the weights and inputs for all the fully-connect layers and the matrix multiplications in self-attention modules in ViTs. Then, we attach BC modules following these quantized layers, as shown in Figure 3. The layer outputs in ViTs are typically three-dimensional tensors, encompassing batch, sequence, and token dimensions. The size of the bias vector of BC module is identified by the product of the token dimension size and the sequence dimension size. During model inference, the bias vector is added to each batch slice of the output tensor.

5.1.4. RESULTS & ANALYSIS

The accuracy results are shown in Table 1. BC consistently outperforms the base quantizer, i.e., PTQ4ViT (Yuan et al., 2022), across all bit quantization and models, and significantly improves the model accuracy. The average accuracy improvements are **0.12%**, **0.85%**, and **15.89%** for W8A8, W6A6, and W4A4 quantizing settings, respectively, across all models. It is attributed to the fact that PTQ4ViT often results in a large output error when using low-precision quantization. BC minimizes the error and aligns the float outputs and quantized outputs, thus improving model accuracy. Remarkably, BC enables low-precision quantization

¹<https://github.com/hahnyuan/PTQ4ViT>

Table 2. Perplexity results of LLMs. BC substantially reduces the perplexity of LLMs with GPTQ on various bits and datasets.

Method	Bits	OPT-125M			OPT-350M			BLOOM-560M		
		WikiText2	PTB	C4	WikiText2	PTB	C4	WikiText2	PTB	C4
FP16	16	27.66	32.55	24.61	22.00	26.08	20.71	22.42	41.26	24.38
RTN	4	37.28	45.11	31.64	25.94	31.12	23.94	25.89	48.57	27.42
GPTQ	4	31.22	36.93	26.94	24.20	28.89	22.60	23.98	44.53	25.60
GPTQ+BC	4	29.90	36.11	26.03	22.85	27.23	21.34	23.77	44.44	25.46
RTN	3	1276.92	1209.34	731.60	64.56	81.85	50.14	56.98	117.15	58.96
GPTQ	3	54.68	65.74	38.27	33.75	38.66	28.53	32.45	62.66	32.25
GPTQ+BC	3	45.19	52.15	33.78	27.78	33.79	24.79	31.49	60.36	31.35
RTN	2g64	7042.44	5057.60	3869.38	4354.61	3560.32	2346.04	502.39	627.17	326.20
GPTQ	2g64	192.96	200.53	114.07	519.97	506.01	231.55	74.06	182.64	59.23
GPTQ+BC	2g64	108.98	137.12	70.11	88.09	95.57	56.17	69.12	178.73	56.43

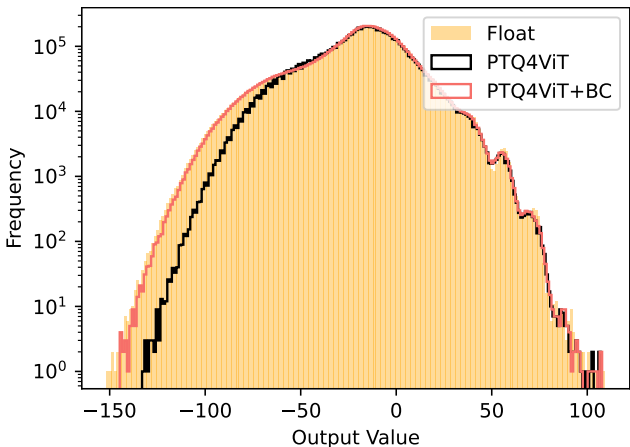


Figure 4. The attention output distribution of the first layer of ViT-S Transformer using 4-bit quantization. The output of PTQ4ViT significantly deviates from the float output. BC compensates for the output of PTQ4ViT and aligns it with the float one.

of PTQ4ViT without quantizer parameter or layer weight optimization. For instance, ViT-B* with 4-bit PTQ4ViT provides an accuracy of 31.40%. BC improves it by **36.89%**, achieving an accuracy of 68.29%.

BC outperforms state-of-the-art baselines and achieves competitive accuracy results. Compared to Base PTQ (Yuan et al., 2022), EasyQuant (Wu et al., 2020), and APQ-ViT (Ding et al., 2022), BC consistently achieves higher accuracy across various bits and models. It can be attributed to the high base accuracy of PTQ4ViT, coupled with BC to reduce layer-wise output errors further. When compared to NoisyQuant (Liu et al., 2023a), BC outperforms it in terms of accuracy across all models except for some cases of Swin models, where the results are slightly lower by a maximum margin of 0.43%. BC demonstrates comparable or even higher accuracy than RepQ-ViT (Li et al., 2023) on certain models and bits, showcasing competitive performance. However, it yields lower results in certain cases. This discrepancy primarily arises from the significant contrast in

accuracy between the quantizers, PTQ4ViT and RepQ-ViT. The optimization upper bound of BC remains constrained by the base quantizer, i.e., PTQ4ViT, as illustrated in Equation 12, and the large quantization error of the base quantizer can impact its optimization effectiveness and final achievable accuracy. Despite the limitations, BC greatly improves the task performance of the base quantizer and attains high accuracy. Remarkably, BC achieves this without requiring any updates of the quantizer parameters and layer weights, or the need for fine-tuning. This robustly showcases the effectiveness of BC in ViT quantization.

To explicitly demonstrate the effectiveness of BC in aligning outputs and reducing output error, we present the attention output distribution of the first layer of the ViT-S Transformer with 4-bit quantization on the calibration dataset, as shown in Figure 4. It can be seen that the output of PTQ4ViT diverges significantly from the float output, resulting in a substantial output error. Remarkably, BC can compensate for the deviations and align the PTQ4ViT’s output with float output, thereby considerably reducing the output error.

5.2. Experiments on LLMs

We conduct experiments to verify the effectiveness of BC in LLM quantization.

5.2.1. BASELINES

We take the naive Rounding-To-Nearest (NTR) (implemented in (Frantar et al., 2023)) and GPTQ (Frantar et al., 2023) as baselines in this experiment. We use the open implementation² of GPTQ and pre-trained quantized LLM models in HuggingFace to obtain reproducible results.

5.2.2. MODELS & DATASETS

The OPT-125M (Zhang et al., 2022), OPT-350M, and BLOOM-560M (Workshop et al., 2022) are adopted in this

²<https://github.com/IST-DASLab/gptq>

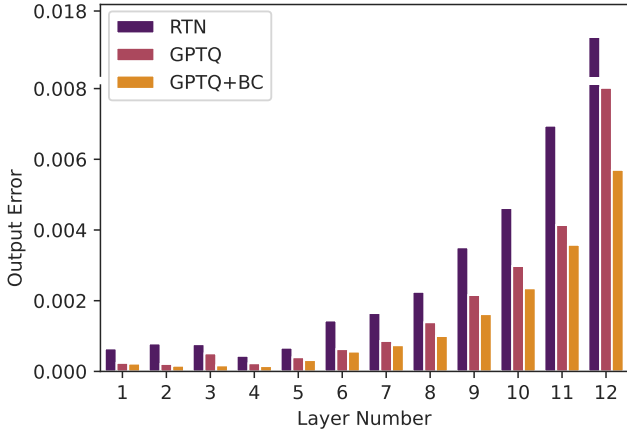


Figure 5. Layer-wise output errors of OPT-125M with different quantization methods on calibration dataset. BC greatly decreases the output errors across all layers.

experiment and their open implementations in HuggingFace are utilized for reproducibility. Similar to GPTQ, we randomly select 128 random 2048 token segments from the C4 dataset (Raffel et al., 2020) as calibration data to obtain the best bias vectors for compensation. We profile the quantized models on perplexity evaluation on WikiText2 (Merity et al., 2016), PTB (Marcus et al., 1994), and C4 (Raffel et al., 2020) since perplexity can stably reflect the LLM’s performance (Detmers & Zettlemoyer, 2023).

5.2.3. EXPERIMENTAL SETTING

Only weight quantization is performed and the activation maintains FP16 as did in (Frantar et al., 2023). We apply BC for all the quantized modules in LLMs. The size of the bias vector is set to the product of the token dimension size and the sequence dimension size of the module’s output.

5.2.4. RESULTS & ANALYSIS

Perplexity results are shown in Table 2. The results of LLMs adopting BC consistently outperform that of baselines across all conditions. The average perplexity improvements across models and datasets are **3.99** for 4-bit quantization, **364.85** for 3-bit quantizing setting, and **2912.83** for 2-bit (with a group size of 64) quantization, respectively. These improvements can be attributed to the fact that BC can significantly reduce quantization output error and recover the perplexity of LLMs under low-precision quantization. Besides, BC achieves significantly better perplexity results in the lower quantizing bits. It indicates that BC is beneficial for promoting ultra-low precision quantization in LLMs. Especially, by applying BC, the perplexity of OPT-125M with 3-bit GPTQ has been reduced by **13.59** on the PTB dataset, and that of OPT-350M with 4-bit GPTQ on the Wikitext2 achieves **22.85**, which is approaching the result of the float model (22.00). BC significantly improves the results of LLMs in 2-

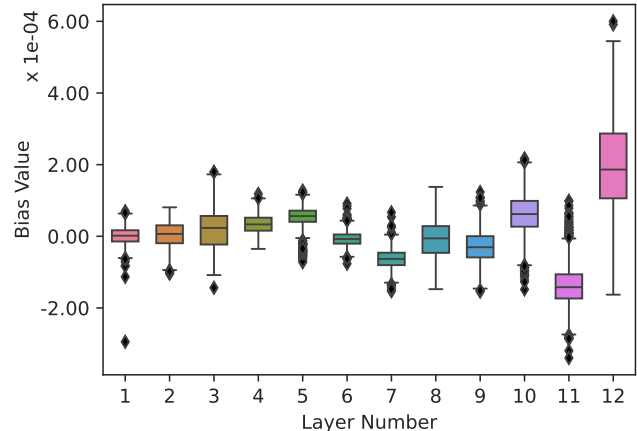


Figure 6. Distribution of bias values in different layers of OPT-125M using 3-bit GPTQ quantization with BC. Bias vectors for deeper layers have larger absolute means and variances since deeper layers exhibit greater output errors.

bit quantization, with an order of magnitude improvement in many results. Compared to GPTQ, its average improvement reaches **135.63**. These results demonstrate the significant potential of BC in suppressing output error and enhancing the task performance of quantized LLMs.

To explicitly demonstrate the reduction of layer-wise output error, we compare the output errors of 12 Transformer layers of the OPT-125M model using 3-bit RTN, GPTQ, and GPTQ+BC, respectively, on the calibration dataset. As shown in Figure 5, BC greatly decreases the output errors across all layers in comparison to RTN and GPTQ. It is consistent with the statement in Sec. 4. Besides, we observe that the deeper layers exhibit greater output errors, which is consistent with the previous observation (Krivchik et al., 2019). BC effectively compensates for these large output errors, thus improving the task performance of LLMs.

We present the distribution of bias vectors of BC modules for the multi-head attention layers in the OPT-125M model with 3-bit quantization, as shown in Figure 6. Noticeably, different bias vectors are obtained for different layers for low output errors, and the bias vectors for deeper layers have larger absolute means and variances, reflecting that the deeper layers have larger output errors, as described above.

6. Conclusion

In this paper, we introduce a novel method called BC aimed at minimizing the output error induced by quantization in neural networks. We theoretically prove that BC optimization is convex and that the optimal solution for minimal output error can be solved without the need for fine-tuning. Additionally, we theoretically demonstrate that applying BC can always guarantee a lower output error with a given quantizer and calibration dataset. Through extensive experiments

conducted on ViTs and LLMs, the effectiveness of BC is highlighted in significantly enhancing the task performance of quantized models, particularly for ultra-low-precision quantizing settings of 4 bits, 3 bits, and even 2 bits.

References

- Banner, R., Nahshan, Y., and Soudry, D. Post training 4-bit quantization of convolutional networks for rapid-deployment. In *NeurIPS*, 2019.
- Deng, J., Dong, W., Socher, R., Li, L.-J., Li, K., and Fei-Fei, L. Imagenet: A large-scale hierarchical image database. In *IEEE CVPR*, 2009.
- Dettmers, T. and Zettlemoyer, L. The case for 4-bit precision: k-bit inference scaling laws. In *ICML*, 2023.
- Dettmers, T., Lewis, M., Shleifer, S., and Zettlemoyer, L. 8-bit optimizers via block-wise quantization. In *ICLR*, 2021.
- Dettmers, T., Lewis, M., Belkada, Y., and Zettlemoyer, L. Llm.int8(): 8-bit matrix multiplication for transformers at scale. *NeurIPS*, 2022.
- Dettmers, T., Pagnoni, A., Holtzman, A., and Zettlemoyer, L. Qlora: Efficient finetuning of quantized llms. *NeurIPS*, 2023.
- Ding, Y., Qin, H., Yan, Q., Chai, Z., Liu, J., Wei, X., and Liu, X. Towards accurate post-training quantization for vision transformer. In *ACM Multimedia*, 2022.
- Dong, Z., Yao, Z., Gholami, A., Mahoney, M. W., and Keutzer, K. Hawq: Hessian aware quantization of neural networks with mixed-precision. In *IEEE ICCV*, 2019.
- Dosovitskiy, A., Beyer, L., Kolesnikov, A., Weissenborn, D., Zhai, X., Unterthiner, T., Dehghani, M., Minderer, M., Heigold, G., Gelly, S., et al. An image is worth 16x16 words: Transformers for image recognition at scale. In *ICLR*, 2020.
- Frantar, E. and Alistarh, D. Optimal brain compression: A framework for accurate post-training quantization and pruning. In *NeurIPS*, 2022.
- Frantar, E., Kurtic, E., and Alistarh, D. M-FAC: Efficient matrix-free approximations of second-order information. In *NeurIPS*, 2021.
- Frantar, E., Ashkboos, S., Hoefler, T., and Alistarh, D. OPTQ: Accurate quantization for generative pre-trained transformers. In *ICLR*, 2023.
- Gong, C., Chen, Y., Lu, Y., Li, T., Hao, C., and Chen, D. VecQ: Minimal loss dnn model compression with vectorized weight quantization. *IEEE TOC*, 2020.
- Gong, C., Lu, Y., Xie, K., Jin, Z., Li, T., and Wang, Y. Elastic significant bit quantization and acceleration for deep neural networks. *IEEE TPDS*, 2021.
- Hassibi, B., Stork, D. G., and Wolff, G. J. Optimal brain surgeon and general network pruning. In *IEEE ICNN*, 1993.
- Hu, E. J., Wallis, P., Allen-Zhu, Z., Li, Y., Wang, S., Wang, L., Chen, W., et al. LoRA: Low-rank adaptation of large language models. In *ICLR*, 2021.
- Hubara, I., Nahshan, Y., Hanani, Y., Banner, R., and Soudry, D. Accurate post training quantization with small calibration sets. In *ICML*, 2021.
- Kim, J., Lee, J. H., Kim, S., Park, J., Yoo, K. M., Kwon, S. J., and Lee, D. Memory-efficient fine-tuning of compressed large language models via sub-4-bit integer quantization. *NeurIPS*, 2023.
- Kravchik, E., Yang, F., Kisilev, P., and Choukroun, Y. Low-bit quantization of neural networks for efficient inference. In *ICCVW*, 2019.
- Lee, J. H., Kim, J., Kwon, S. J., and Lee, D. Flexround: Learnable rounding based on element-wise division for post-training quantization. *ICML*, 2023.
- Li, Y., Gong, R., Tan, X., Yang, Y., Hu, P., Zhang, Q., Yu, F., Wang, W., and Gu, S. Brecq: Pushing the limit of post-training quantization by block reconstruction. In *ICLR*, 2020.
- Li, Z., Xiao, J., Yang, L., and Gu, Q. Repq-vit: Scale reparameterization for post-training quantization of vision transformers. In *IEEE ICCV*, 2023.
- Lin, J., Tang, J., Tang, H., Yang, S., Dang, X., and Han, S. AWQ: Activation-aware weight quantization for llm compression and acceleration. *arXiv preprint arXiv:2306.00978*, 2023.
- Liu, Y., Yang, H., Dong, Z., Keutzer, K., Du, L., and Zhang, S. Noisyquant: Noisy bias-enhanced post-training activation quantization for vision transformers. In *IEEE CVPR*, 2023a.
- Liu, Z., Lin, Y., Cao, Y., Hu, H., Wei, Y., Zhang, Z., Lin, S., and Guo, B. Swin transformer: Hierarchical vision transformer using shifted windows. In *IEEE ICCV*, 2021.
- Liu, Z., Oguz, B., Zhao, C., Chang, E., Stock, P., Mehdad, Y., Shi, Y., Krishnamoorthi, R., and Chandra, V. Llm-qat: Data-free quantization aware training for large language models. *arXiv preprint arXiv:2305.17888*, 2023b.

- Marcus, M., Kim, G., Marcinkiewicz, M. A., MacIntyre, R., Bies, A., Ferguson, M., Katz, K., and Schasberger, B. The penn treebank: Annotating predicate argument structure. In *Human Language Technology: Proceedings of a Workshop held at Plainsboro, New Jersey*, 1994.
- Merity, S., Xiong, C., Bradbury, J., and Socher, R. Pointer sentinel mixture models. In *ICLR*, 2016.
- Nagel, M., Amjad, R. A., Van Baalen, M., Louizos, C., and Blankevoort, T. Up or down? adaptive rounding for post-training quantization. In *ICML*, 2020.
- Raffel, C., Shazeer, N., Roberts, A., Lee, K., Narang, S., Matena, M., Zhou, Y., Li, W., and Liu, P. J. Exploring the limits of transfer learning with a unified text-to-text transformer. *JMLR*, 2020.
- Savarese, P., Yuan, X., Li, Y., and Maire, M. Not all bits have equal value: Heterogeneous precisions via trainable noise. In *NeurIPS*, 2022.
- Shin, J., So, J., Park, S., Kang, S., Yoo, S., and Park, E. Nipq: Noise proxy-based integrated pseudo-quantization. In *IEEE CVPR*, 2023.
- Touvron, H., Cord, M., Douze, M., Massa, F., Sablayrolles, A., and Jégou, H. Training data-efficient image transformers & distillation through attention. In *ICML*, 2021.
- Wang, P., Chen, Q., He, X., and Cheng, J. Towards accurate post-training network quantization via bit-split and stitching. In *ICML*, 2020.
- Wei, X., Zhang, Y., Li, Y., Zhang, X., Gong, R., Guo, J., and Liu, X. Outlier suppression+: Accurate quantization of large language models by equivalent and optimal shifting and scaling. *arXiv preprint arXiv:2304.09145*, 2023.
- Wightman, R. Pytorch image models. <https://github.com/rwightman/pytorch-image-models>, 2019.
- Workshop, B., Scao, T. L., Fan, A., Akiki, C., Pavlick, E., Ilić, S., Hesslow, D., Castagné, R., Luccioni, A. S., Yvon, F., et al. Bloom: A 176b-parameter open-access multilingual language model. *arXiv preprint arXiv:2211.05100*, 2022.
- Wu, D., Tang, Q., Zhao, Y., Zhang, M., Fu, Y., and Zhang, D. Easyquant: Post-training quantization via scale optimization. *arXiv preprint arXiv:2006.16669*, 2020.
- Xiao, G., Lin, J., Seznec, M., Wu, H., Demouth, J., and Han, S. Smoothquant: Accurate and efficient post-training quantization for large language models. In *ICML*, 2023.
- Yao, Z., Yazdani Aminabadi, R., Zhang, M., Wu, X., Li, C., and He, Y. ZeroQuant: Efficient and affordable post-training quantization for large-scale transformers. In *NeurIPS*, 2022.
- Yuan, Z., Xue, C., Chen, Y., Wu, Q., and Sun, G. Ptq4vit: Post-training quantization for vision transformers with twin uniform quantization. In *ECCV*, 2022.
- Zhang, S., Roller, S., Goyal, N., Artetxe, M., Chen, M., Chen, S., Dewan, C., Diab, M., Li, X., Lin, X. V., et al. Opt: Open pre-trained transformer language models. *arXiv preprint arXiv:2205.01068*, 2022.
- Zhao, R., Hu, Y., Dotzel, J., De Sa, C., and Zhang, Z. Improving neural network quantization without retraining using outlier channel splitting. In *ICML*, 2019.