

# SGCNeRF: Few-Shot Neural Rendering via Sparse Geometric Consistency Guidance

Yuru Xiao, Xianming Liu, *Member, IEEE*, Deming Zhai, *Member, IEEE*, Kui Jiang, *Member, IEEE*, Junjun Jiang, *Senior Member, IEEE*, Xiangyang Ji, *Member, IEEE*

**Abstract**—Neural Radiance Field (NeRF) technology has made significant strides in creating novel viewpoints. However, its effectiveness is hampered when working with sparsely available views, often leading to performance dips due to overfitting. FreeNeRF attempts to overcome this limitation by integrating implicit geometry regularization, which incrementally improves both geometry and textures. Nonetheless, an initial low positional encoding bandwidth results in the exclusion of high-frequency elements. The quest for a holistic approach that simultaneously addresses overfitting and the preservation of high-frequency details remains ongoing. This study introduces a novel feature matching based sparse geometry regularization module. This module excels in pinpointing high-frequency keypoints, thereby safeguarding the integrity of fine details. Through progressive refinement of geometry and textures across NeRF iterations, we unveil an effective few-shot neural rendering architecture, designated as SGCNeRF, for enhanced novel view synthesis. Our experiments demonstrate that SGCNeRF not only achieves superior geometry-consistent outcomes but also surpasses FreeNeRF, with improvements of 0.7 dB and 0.6 dB in PSNR on the LLFF and DTU datasets, respectively.

**Index Terms**—Few-shot neural rendering, Feature match, Frequency regularization.

## I. INTRODUCTION

NEURAL Radiance Field (NeRF) [1] has garnered significant attention in the fields of computer vision and computer graphics owing to its exceptional performance in novel view synthesis (NVS). While NeRF has exhibited commendable realism in neural rendering, its superior performance in reconstruction is heavily contingent upon the availability of dense input views. In real-world scenarios, such as those encountered in robotics [2], autonomous driving [3], [4], and outdoor environments [5], [6], the input view is often sparse, making them insufficient for reconstructing a 3D scene due to the propensity for overfitting. Consequently, the quality of the generated novel view is far from meeting the practical application requirements.

The exploration of few-shot neural rendering has uncovered a multitude of strategies aimed at confronting the ubiquitous challenge of overfitting. Among these, RegNeRF [7] stands out with its patch-based geometry regularization technique. Despite its efficacy, it encounters under-constrained artifacts due to geometric inconsistency. Alternatively, learning-based

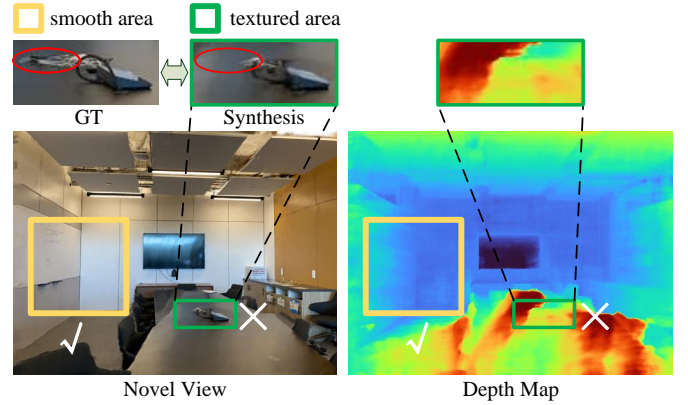


Fig. 1. **Visual results of FreeNeRF.** Neural Radiance Fields with frequency regularization have exhibited remarkable performance in regions with low texture or geometry variation (yellow box). However, they struggle to generate visual pleasing results in areas with rich textures or geometry variation (green box).

methods [8]–[15] engage expansive datasets to train neural networks, often resulting in blurred outputs due to relatively loose geometric constraints unless further fine-tuned. Diffusion-based approaches [16]–[19] have also been introduced, showcasing their ability to produce detailed 3D radiance fields from singular views, while their effectiveness presently remains confined to simple, object-centric scenes.

A pivotal area of ongoing research within few-shot neural rendering is the integration of geometric consistency. DS-NeRF [20] attempts to achieve this by adding a sparse 3D point cloud, obtained via structure-from-motion algorithms, though its effectiveness is limited by the sparsity of point extraction from extremely limited input views. While some techniques [21]–[24] employ depth estimation or completion networks to secure dense depth maps for improved supervision, challenges persist in upholding geometric consistency, largely owing to the intrinsic ambiguities in processing multiple inputs with these networks. The advent of deep matcher-based methods [25], [26] signifies progress by extracting geometry priors from dense correspondences, yet they still struggle with blurring and the precise rendering of fine details due to inaccuracies in correspondences.

Given the aforementioned context, the quest for a few-shot neural rendering methodology that not only ensures high geometric consistency, especially in high-frequency regions, but also adeptly combats overfitting continues to be a vigorous and ongoing endeavor. It is remarkable that, FreeNeRF [27] showcases a promising approach by progressively increasing

Y. Xiao, X. Liu, D. Zhai, K. Jiang and J. Jiang are with the School of Computer Science and Technology, Harbin Institute of Technology, Harbin, China, E-mail: xiaoyuru.30@gmail.com; {csxm, zhaideming, jiangkui, jiangjun-jun}@hit.edu.cn.

X. Ji is with the Department of Automation, Tsinghua University, Beijing, 100084, China, E-mail: xyji@tsinghua.edu.cn.

the frequency of positional encoding, a technique referred to as frequency regularization. This method has proven particularly effective in areas dominated by low frequencies, as depicted by the regions highlighted in yellow in Fig. 1, leveraging its intrinsic smoothing properties. Nonetheless, this approach encounters a notable decline in performance concerning both the visual quality of the rendered images and the maintenance of geometric consistency within high-frequency regions, as delineated by the segments highlighted in green in Fig. 1. Such observations motivate the exploration of a specialized methodology aimed at enhancing the geometric consistency of high-frequency components, thus addressing the nuanced demands of few-shot neural rendering.

Drawing inspiration from the principle of sparse image matching, in this paper, we introduce an innovative sparse geometric consistency method, termed as SGCNeRF, for few-shot novel view synthesis. The key parts of SGCNeRF involve sparse feature match, frequency regularization and explicit geometry regularization. Initially, we utilize a pre-trained sparse matching operator to establish correspondences on high-frequency keypoints offline. These corresponding pixels are then mapped into 3D space based on their rendered depth. By minimizing the distances between the paired 3D points, we comprehensively optimize the geometry of the radiance field. This process simultaneously enforces a robust constraint on the placement of high-frequency keypoints to prevent excessive smoothing caused by the frequency regularization method. Acknowledging the potential decline in performance caused by inaccurate correspondences, we propose a simple yet effective filter that ensures geometric consistency, which excludes inconsistent correspondences, defined as rays with a minimum distance exceeding a predefined threshold, significantly improving overall geometric consistency. Overall, our proposed SGCNeRF method achieves sparse geometric consistency in high-frequency areas while maintaining the superior performance of frequency regularization in regions with low texture or geometry variation. Extensive experiments demonstrate that our method outperforms the state-of-the-art methods on multiple datasets, without necessitating additional 3D data or training interventions.

The main contributions of our work are summarized as follows:

- We introduce a novel perspective that accurately locating sparse keypoints while gradually refining is a more effective strategy for few-shot neural rendering, especially in recovering fine details.
- We reveal and explore the potential complementary between the sparse matcher and frequency regularization method, which fully harmonizes the merits of high geometric consistency and the inherent smoothing characteristics within the context of few-shot neural rendering.
- We offer comprehensive experiments to demonstrate that our proposed approach achieves a significantly higher level of performance compared to the baseline method. Specifically, it surpasses FreeNeRF by 0.7 dB and 0.6 dB in PSNR on the LLFF and DTU datasets, even under the condition of an exceedingly sparse input view setting (with 3 views).

## II. RELATED WORK

**Neural Radiance Fields.** Neural Radiance Fields (NeRF) [1] model scenes as continuous density and color functions. The density fields provide information about radiance and transmittance, while the color fields indicate illuminated textures. In recent years, NeRF has gained considerable attention and has been applied in various areas of research [28]–[34], such as novel view synthesis [28], [35], [36], scene relighting [37], [38], and dynamic field [39], [40]. However, the commendable performance of NeRF is notably contingent upon the availability of dense input views. Consequently, achieving a NeRF representation of superior quality through sparse inputs remains a formidable challenge.

**Few-shot Neural Rendering.** Numerous scholarly endeavors have been undertaken to tackle the challenge posed by the few-shot neural rendering problem. One prevalent approach involves incorporating additional 3D supervision, such as sparse point clouds [6], [20], [41] or dense depth maps [21]–[24], to regularize the geometry. In addition to extra 3D supervision, RegNeRF [7] employs a smooth prior on random patches to optimize geometry, while InfoNeRF [42] utilizes a simple ray entropy regularization method to mitigate overfitting. More recently, the FreeNeRF [27] method has employed an implicit geometry regularization method named frequency regularization to address the overfitting issue in the context of few-shot neural rendering. Similarly, training methodologies characterized by a coarse-to-fine progression have found application in diverse domains, including bundle adjustment [43], surface reconstruction [44], [45], and deformable fields [46]. Existing methods primarily address overfitting concerns but tend to overlook performance in high-frequency detail areas. This study endeavors to identify a comprehensive solution that effectively addresses both issues.

**Image Matching in Few-shot Neural Rendering.** Recently, SPARF [25] has effectively addressed the challenges associated with sparse and noisy camera poses, benefiting from an image matcher [47]. However, the efficacy of SPARF is contingent upon the quantity and precision of correspondences. In contrast, our framework is designed to prioritize enhancing geometric consistency within high-frequency components, particularly within the constraints of sparse view settings with fixed ground truth poses. This orientation signifies that our approach does not depend on an abundance of correspondences in low-frequency areas, but places greater emphasis on accuracy within the high-frequency areas.

## III. PRELIMINARIES AND MOTIVATION

NeRF [1] employs a multi-layer perceptron (MLP) to represent a density field  $\sigma$  and a color field  $\mathbf{c}$  as a continuous implicit function  $f_\theta(\mathbf{x}, \mathbf{d}) = (\sigma, \mathbf{c})$ . Here,  $\mathbf{x} \in \mathbb{R}^3$  denotes an input 3D coordinate, and  $\mathbf{d} \in \mathbb{R}^3$  indicates the ray direction. A point on a ray  $\mathbf{r} = (\mathbf{o}, \mathbf{d})$  can be expressed as  $\mathbf{p} = \mathbf{o} + t\mathbf{d}$ , where  $t$  represents the distance from the origin  $\mathbf{o}$ . NeRF randomly samples  $N$  points  $\{t_1, \dots, t_N\}$  along the ray within

the specified range of  $[t_n, t_f]$ . The color of the ray can be rendered using the volume rendering equation, depicted as

$$\hat{\mathbf{c}}(\mathbf{r}) = \sum_{i=1}^N T(t_i)(1 - \exp(-\sigma(t_i)\delta(t_i)))\mathbf{c}(t_i), \quad (1)$$

where  $T(t_i) = \exp(-\sum_{j=1}^{i-1} \sigma(t_j)\delta(t_j))$  represents the transmittance from the nearest point to the sampled point  $\mathbf{o} + t_i\mathbf{d}$ , and  $\delta(t_i) = t_{i+1} - t_i$  denotes the distance between samples. Moreover, the approximate depth  $\hat{z}$  along the ray can be obtained as

$$\hat{z}(\mathbf{r}) = \sum_{i=1}^N T(t_i)(1 - \exp(-\sigma(t_i)\delta(t_i)))t_i. \quad (2)$$

To better represent high-frequency details, NeRF introduces positional encoding technique to map 3D positional vectors into a higher-dimensional space. The positional encoding function is expressed as

$$\gamma(\mathbf{x}) = (\sin(2^0\mathbf{x}), \cos(2^0\mathbf{x}), \dots, \sin(2^{L-1}\mathbf{x}), \cos(2^{L-1}\mathbf{x})), \quad (3)$$

where  $L$  represents the hyperparameter that determines the maximum frequency of the encoding.

**Frequency Regularization.** FreeNeRF [27] provides an alternative solution to the few-shot neural rendering problem by employing a concise line of code to gradually increase the frequency of the encoding. Specifically, the formulaic descriptions of this technique can be depicted as

$$\gamma'(t, T, \mathbf{x}) = \gamma(\mathbf{x}) \odot \mathbf{M}(t, T, L) \quad (4)$$

with

$$\mathbf{M}_i(t, T, L) = \begin{cases} 1 & \text{if } i \leq \frac{t-L}{T} + 3 \\ \frac{t-L}{T} - \lfloor \frac{t-L}{T} \rfloor & \text{if } \frac{t-L}{T} + 3 < i \leq \frac{t-L}{T} + 6, \\ 0 & \text{if } i > \frac{t-L}{T} + 6 \end{cases}, \quad (5)$$

where  $t$  and  $T$  respectively refer to the current iteration step and the total iteration step;  $\gamma$  and  $\gamma'$  separately denotes the initial positional encoding and masked positional encoding;  $\mathbf{M}$  is the frequency mask. The frequency of positional encoding is gradually increased in a linear fashion during the training process.

**Motivation.** During the initial stages of the training process, it is crucial to acknowledge that the rendered novel view may exhibit over-smoothing, as shown in the small red box in the left portion of Fig. 2. This phenomenon can be attributed to the low frequency of positional encoding, a result of employing frequency regularization (refer to Eq. 4). The significant reduction in frequency bandwidth, exemplified by the notable diminution in the large red box, further emphasizes the issue of high-frequency truncation. As training progresses, the frequency of positional encoding gradually increases. However, it is noteworthy that the lost details from the initial stages are not fully recovered, as depicted in the right portion of Fig. 2. This observation serves as motivation for mitigating high-frequency truncation, particularly in detailed areas, during the initial training phase. Once the over-smoothed structures are coarsely recovered in the early stages, further refinement

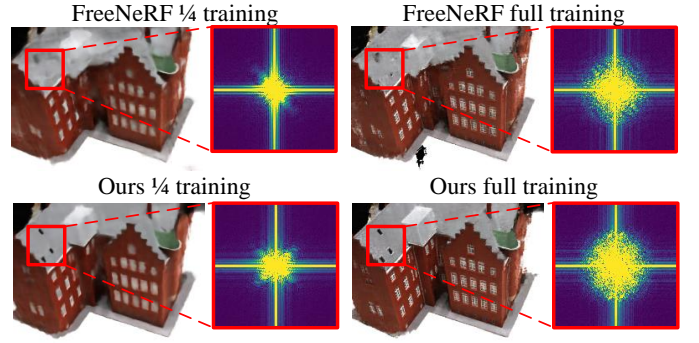


Fig. 2. **Mitigating high-frequency truncation during initial training.** FreeNeRF exhibits an over-smoothing characteristic in its early training stages, resulting in the loss of fine details. In contrast, our proposed method introduces constraints to mitigate this over-smoothing effect, preserving the intricate details.

of these structures can be achieved in subsequent training iterations (see Fig. 2).

#### IV. METHOD

In the concluding section, we delve into an in-depth analysis to unravel the underlying reasons for FreeNeRF's [27] shortcomings. The investigation discerns *frequency truncation during initial training* as the primary factor responsible. In response to this, we introduce a novel sparse geometry regularization approach meticulously crafted to *mitigate frequency truncation by identifying high-frequency keypoints*. Utilizing a sparse feature-matching network, we establish correspondences across multiple input views and enforce geometry regularization on the resulting pairs, aligning with the principles of multi-view geometry. The details of the feature-matching method are expounded in IV-A. To ensure accuracy of correspondences, we introduce a straightforward geometry-consistent filter that eliminates inaccurate correspondences through analytical computation of the minimal distance between two rays. This filter significantly improves performance and is detailed in IV-B. Finally, our regularization loss is outlined in IV-C, and the visualization of our method is presented in Fig. 3.

##### A. Sparse Feature Matching

Our method for sparse geometry regularization relies on establishing robust correspondences within regions of high frequency. To accomplish this, we employ the LightGlue network [48], a pre-trained model recently introduced and celebrated for its proficiency in aligning keypoints identified by the Super-Point algorithm [49] with high effectiveness.

In scenarios that involve processing multiple input views, we categorize each image as either the target image  $\mathbf{I}^t$  or as one of the reference images  $\{\mathbf{I}^r\}$ , where  $r$  belongs to the set  $\{1, \dots, N\}$  and  $r \neq t$ . Subsequently, we form image pairs such as  $(\mathbf{I}^t, \mathbf{I}^1), \dots, (\mathbf{I}^t, \mathbf{I}^N)$  and feed these pairs into the LightGlue network. This process generates a series of matching stacks  $\mathbf{M}^{t1}, \dots, \mathbf{M}^{tN}$  for all the paired images. Each matching stack is composed of three channels, which respectively represent the corresponding pixels' image index, pixel

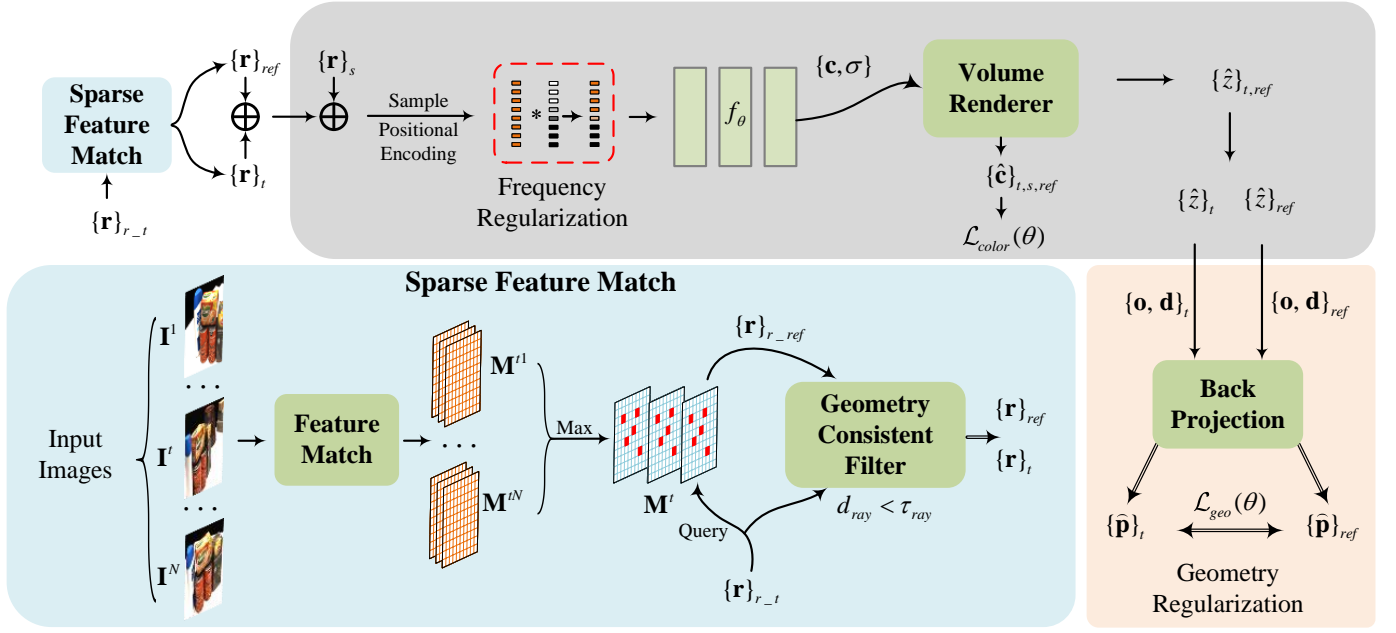


Fig. 3. **Overview of our proposed sparse geometric consistency neural rendering framework (SGCNeRF).** Our proposed method aims to guide the recovery of fine details, which are commonly lost in existing technologies [27]. Specifically, we employ a sparse matcher [48] to establish correspondences on high-frequency areas across multiple views. Subsequently, we use a geometry-consistent filter to eliminate imperfect correspondences. The remaining paired rays are then mapped to 3D space using the rendered depth. To ensure the gradual recovery of high-frequency details, we enforce geometry consistency by minimizing the distance between paired 3D points.

index, and the confidence in their match (with dimensions specified as HWC). To amalgamate all these matching stacks into a unified stack, we implement a strategy that prioritizes matches based on the principle of maximum confidence:

$$\mathbf{M}_{i,j,k}^t = \mathbf{M}_{i,j,k}^{tz^*}, \quad z^* = \max_z \mathbf{M}_{i,j,3}^{tz}. \quad (6)$$

The principle dictates that each keypoint within an image is linked to precisely one corresponding ray with maximum confidence. This strategy aims to prevent the occurrence of multiple rays aligning with a singular keypoint. Such a scenario could compromise the effectiveness of our regularization methodology, particularly when these multiple rays are mapped to different three-dimensional coordinates during joint NeRF optimization. To ensure the efficient training of the NeRF backbone, we perform the feature matching process offline to acquire the matching stack  $\mathbf{M}^t$ ,  $t \in \{1, \dots, N\}$  for all input images. In each training iteration, we randomly sample rays  $\{\mathbf{r}\}_{r-t}$  from a randomly selected image  $\mathbf{I}^t$ . We then retrieve the corresponding rays  $\{\mathbf{r}\}_{r-ref}$  from the stack  $\mathbf{M}^t$ .

### B. Geometry Consistent Filter

Sparse matchers, such as those described in [48], [50], [51], have demonstrated remarkable effectiveness in synchronously matching features and filtering out outliers. However, these tools exhibit vulnerabilities in scenarios characterized by repeated objects or uniform surfaces. These challenges can undermine the dependability of the matching process, which in turn, may adversely affect the performance of our geometry regularization approach.

To address these concerns, we devise a simple yet effective method to assess the consistency of correspondences within

the 3D space. This method is founded on the premise that a true correspondence should originate from a singular point within the scene, suggesting that the corresponding rays should converge at that exact location. This is quantified by ensuring that the minimum distance between the two rays is negligible, essentially approaching zero. Although this criterion alone is not entirely conclusive, it provides a basis for eliminating ray pairs that exhibit a significant minimum distance between them. Specifically, given the origins ( $\mathbf{o}_1, \mathbf{o}_2$ ) and directions ( $\mathbf{d}_1, \mathbf{d}_2$ ) of the paired rays, we calculate the minimum distance  $d_{ray}$  between these rays by

$$d_{ray} = \|\mathbf{o}_1 - \mathbf{o}_2 + m\mathbf{d}_1 - n\mathbf{d}_2\|_2, \quad (7)$$

where  $m$  and  $n$  represent the distances from the origin points to the corresponding points with minimum distance in the two rays. To establish the formulation of  $m$  and  $n$ , we utilize a fundamental theorem in elementary geometry: “The shortest distance segment connecting two non-coplanar lines in three-dimensional space is the perpendicular segment that links the two lines.” This theorem can be expressed as

$$\begin{cases} \mathbf{d}_1 \cdot (\mathbf{P}_1 - \mathbf{P}_2) = 0 \\ \mathbf{d}_2 \cdot (\mathbf{P}_1 - \mathbf{P}_2) = 0 \end{cases} \quad (8)$$

where  $\mathbf{d}_1$  and  $\mathbf{d}_2$  denote the direction vectors of the two rays, while  $\mathbf{P}_1 = \mathbf{o}_1 + m\mathbf{d}_1$  and  $\mathbf{P}_2 = \mathbf{o}_2 + n\mathbf{d}_2$  represent the two endpoints of the line segment. By substituting the values of  $\mathbf{P}_1$  and  $\mathbf{P}_2$  into Eq. 8, we simplify the equation to obtain Eq. 9:

$$\begin{cases} m\mathbf{d}_1 \cdot \mathbf{d}_2 - n\mathbf{d}_1 \cdot \mathbf{d}_2 = \mathbf{d}_1 \cdot \mathbf{o}_2 - \mathbf{d}_1 \cdot \mathbf{o}_1 \\ m\mathbf{d}_1 \cdot \mathbf{d}_2 - n\mathbf{d}_2 \cdot \mathbf{d}_2 = \mathbf{d}_2 \cdot \mathbf{o}_2 - \mathbf{d}_2 \cdot \mathbf{o}_1 \end{cases} \quad (9)$$

By solving Eq. 9, we derive the expressions for the variables  $m$  and  $n$ , which are represented as

$$\begin{aligned} m &= \frac{be + cf - cg - bd}{ab - cc} \\ n &= \frac{ce + af - cd - ag}{ab - cc}, \end{aligned} \quad (10)$$

where

$$\begin{aligned} a &= \mathbf{d}_1 \cdot \mathbf{d}_1 & b &= \mathbf{d}_2 \cdot \mathbf{d}_2 & c &= \mathbf{d}_1 \cdot \mathbf{d}_2 \\ d &= \mathbf{d}_1 \cdot \mathbf{o}_1 & e &= \mathbf{d}_1 \cdot \mathbf{o}_2 & f &= \mathbf{d}_2 \cdot \mathbf{o}_1 \\ g &= \mathbf{d}_2 \cdot \mathbf{o}_2. \end{aligned} \quad (11)$$

We discard paired rays whose distance exceeds the threshold,  $d_{ray} > \tau_{ray}$ , and forward the remaining rays,  $\{\mathbf{r}\}_{t,ref}$ , to the subsequent NeRF backbone for the computation of geometry regularization loss.

### C. Geometry Regularization Loss

To enforce geometric consistency, we incorporate a geometry regularization loss (see Eq. 12) that minimizes the distance between paired 3D points. Initially, we map the paired rays  $\{\mathbf{r}\}_t$  and  $\{\mathbf{r}\}_{ref}$  into 3D space using the depths  $\{\hat{z}\}_t$  and  $\{\hat{z}\}_{ref}$  rendered by Eq. 2. This mapping is achieved by applying the transformation  $\hat{\mathbf{p}} = \mathbf{o} + \hat{z}\mathbf{d}$ . The loss function operates on the paired 3D points  $\{\hat{\mathbf{p}}\}_t$  and  $\{\hat{\mathbf{p}}\}_{ref}$  as

$$\mathcal{L}_{geo}(\theta) = \frac{1}{\sum_{i=1}^N \epsilon_t^i} \sum_{i=1}^N \epsilon_t^i \|\hat{\mathbf{p}}_t^i - \hat{\mathbf{p}}_{ref}^i\|_2, \quad (12)$$

where  $\epsilon_t^i \in \{\epsilon\}_t$  denotes the confidence predicted by the matching network, while  $\hat{\mathbf{p}}_t^i \in \{\hat{\mathbf{p}}\}_t$  and  $\hat{\mathbf{p}}_{ref}^i \in \{\hat{\mathbf{p}}\}_{ref}$  represent the paired 3D points. Here,  $N$  is the total number of correspondences. The loss function ensures an efficient optimization of the rendered depth.

## V. EXPERIMENTS

**Datasets and Metrics.** We evaluate our method on two real-world multi-view datasets, namely LLFF [52] and DTU [53]. The LLFF dataset [52] consists of eight forward-facing scenes. Following FreeNeRF [27], we assign every eighth image as the novel view for evaluation. To construct input views, we uniformly sample from the remaining images. For image downsampling, we apply an average filter with a reduction factor of 8.

The DTU dataset [53] is a comprehensive multi-view dataset comprising 124 object-centric scenes. Following the PixelNeRF approach [9], we partition the dataset into 88 training scenes and 15 test scenes, identified by the scan IDs 8, 21, 30, 31, 34, 38, 40, 41, 45, 55, 63, 82, 103, 110, and 114. Beyond the standard partitioning, we conduct a qualitative assessment to validate our results across alternative scenarios within the DTU dataset. We specifically focus on scan IDs 24, 37, and 106. For training within each scan scene, we utilize image IDs 25, 22, 28, 40, 44, 48, 0, 8, and 13. The initial three IDs are chosen for the three-input view setting, respectively. The remaining images, with IDs 1, 2, 9, 10, 11, 12, 14, 15, 23, 24, 26, 27, 29, 30, 31, 32, 33, 34, 35, 41, 42, 43, 45, 46,

and 47, are reserved for evaluation purposes. Consistent with RegNeRF [7] and FreeNeRF [27], we employ an average filter to downsample images with a reduction factor of 4.

For quantitative results, we report the PSNR, SSIM, and LPIPS scores for view synthesis. All quantitative results are averaged among all test views in each dataset following [27].

**Baselines.** Unless given specific instructions, we adopt the results presented in FreeNeRF [27], since our implementation is based on its codebase. Specifically, we compare our method with works focused on few-shot neural rendering, including PixelNeRF [9], MVSNeRF [10], RegNeRF [7], DietNeRF [54], DSNeRF [20], GeCoNeRF [55], SparseNeRF [21] and FreeNeRF [27], along with the standard Mip-NeRF [35]. Additionally, we conduct a comparison with the most recent few-shot NeRF method, SPARF [25], which employs a dense matcher and a coarse-to-fine training strategy. Notably, SPARF incorporates Gaussian Pyramid Downsampling during the preprocessing of the DTU dataset and utilizes AlexNet for computing LPIPS metrics. In contrast, our approach employs interpolation for downsampling and leverages VGG for LPIPS metric computation. As a result, we replicate the LPIPS metrics across all datasets, while reproducing all quantitative results on the preprocessed DTU dataset with fixed ground truth poses consistent with our methodology.

**Settings.** Our approach follows the FreeNeRF settings, with the exception of our geometry regularization module. For optimization, we employ the Adam optimizer with a learning rate that exponentially decays from  $2 \cdot 10^{-3}$  to  $2 \cdot 10^{-5}$ . During the initial 512-step training, a warm-up strategy with a multiplier of 0.01 is implemented. To ensure stability, gradients are clipped by value at 0.1 and normalized to 0.1. Specifically, we train the network for 500 epochs with a batch size of 4096. This results in 44k training iterations on the DTU dataset [53] for 3 input views and 70k training iterations for those on the LLFF dataset [52]. In our experiments, the threshold parameter  $\tau_{ray}$  for the geometry regularization module is set to 0.2 for the LLFF dataset and 0.0017 for the DTU dataset.

**Sampling Strategy.** We observe a significant disparity between the quantity of correspondences generated by the feature-matching module and the number of pixels present in an image. To address this issue, we utilize the original photometric supervision in regions without correspondences. This involves applying a standard FreeNeRF [27] procedure to a randomized selection of rays  $\{\mathbf{r}\}_s$  from these regions. In each iteration step, we consistently set the number of target rays  $n_t$  or reference rays  $n_{ref}$  to 50. This ensures that the ratio of sampled pairs to the total correspondences in an image closely matches the ratio of the batch size to the total number of pixels in the image. Additionally, to maintain consistency with other baselines, we fix the total number of rays dispatched to the renderer backbone at 4096, equivalent to the batch size of other baselines. Consequently, there is a constant number of rays  $\{\mathbf{r}\}_s$ , specifically 3996, for all our experiments.

**Occlusion Regularization.** FreeNeRF [27] incorporates a straightforward occlusion regularization term to address potential ‘‘floater’’ or ‘‘walls’’ artifacts that may arise when the number of training views is limited. This technique constrains



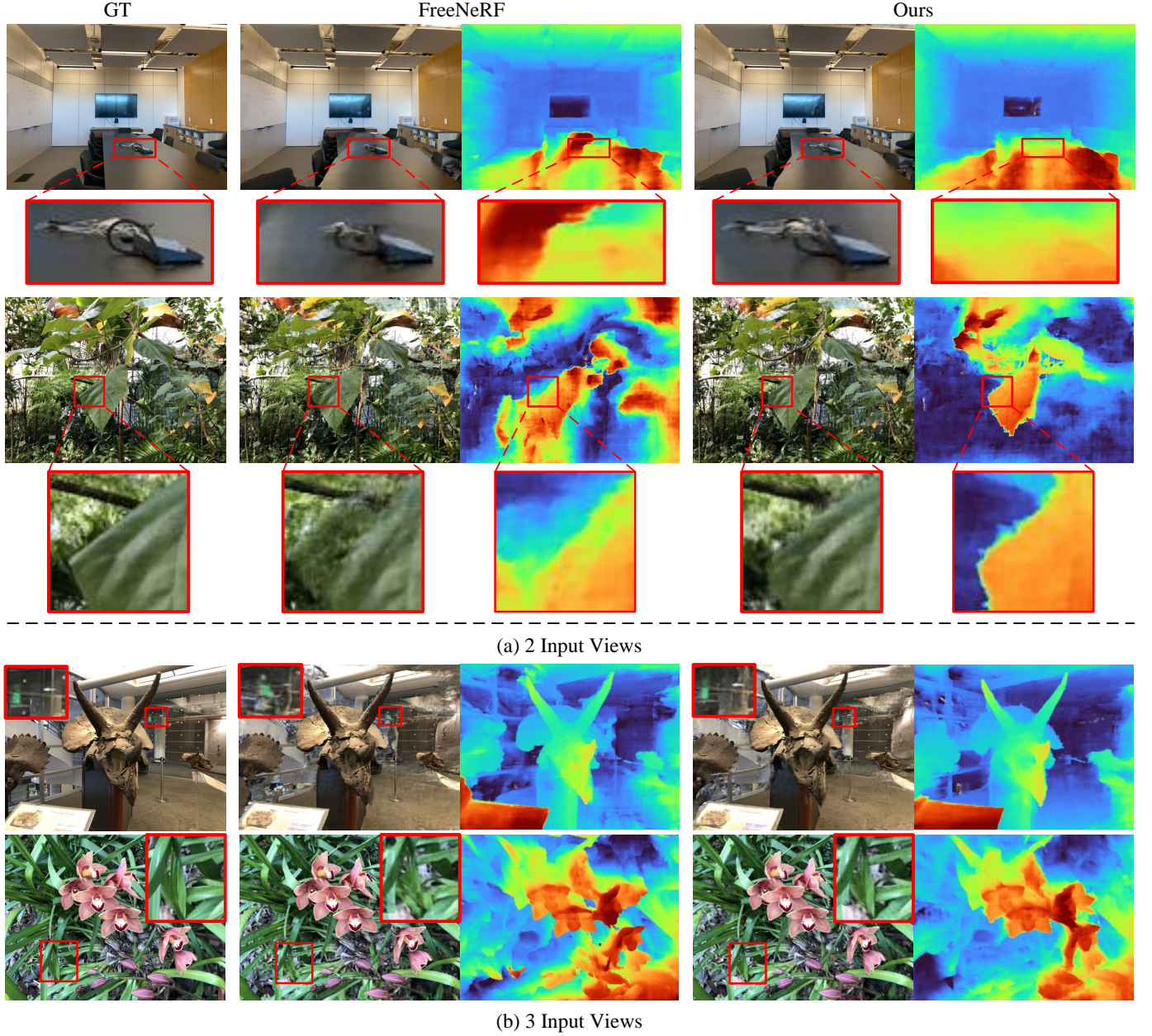


Fig. 4. **Qualitative comparison on LLFF.** We present novel views and depth maps rendered by FreeNeRF and our approach in both 2-view and 3-view settings. FreeNeRF demonstrates limitations in certain areas, as highlighted by the red boxes, where the rendered outputs display absent or distorted structures. In contrast, our method surpasses FreeNeRF in these regions by adeptly leveraging sparse geometric consistency constraints.

the density in the near camera area to zero, proving effective even in regions where geometry regularization cannot be applied due to the absence of correspondences. Consequently, we have adopted the occlusion regularization term as our default choice. The final training objective is formulated as  $\mathcal{L}(\theta) = \mathcal{L}_{color}(\theta) + \lambda_{geo}\mathcal{L}_{geo}(\theta) + \lambda_{occ}\mathcal{L}_{occ}(\theta)$ , where  $\lambda_{geo}$  and  $\lambda_{occ}$  are pre-defined weighting factors. Throughout all experiments, we set the value of  $\lambda_{geo}$  to 0.005, and  $\lambda_{occ}$  to 0.01. For a more comprehensive understanding of  $\mathcal{L}_{occ}$ , we recommend referring to FreeNeRF [27].

#### A. Comparison on LLFF Dataset

We conduct a comprehensive analysis of both qualitative and quantitative results using the LLFF dataset [52], as depicted in Fig. 4 and Tab. I, respectively. In the qualitative assessment, FreeNeRF [27] demonstrates commendable performance in low-frequency areas like walls and ceilings but exhibits failures in specific detailed areas, as highlighted by the red boxes. In contrast, our method, leveraging sparse geometry consistency guidance, achieves superior results in high-frequency areas. Quantitatively, our approach significantly outperforms FreeNeRF across various metrics, especially in scenarios with sparser input views (e.g., surpassing FreeNeRF by 0.7 dB in PSNR with 3 input views). Additionally, our






Fig. 5. **Qualitative comparison on DTU.** We show novel views rendered by MipNeRF, RegNeRF, FreeNeRF, as well as our method utilizing three input views. The baseline methods exhibit limitations in rendering detailed areas, such as letters, windows, and bricks. Conversely, our method demonstrates a remarkable improvement.

TABLE I  
QUANTITATIVE RESULTS ON LLFF WITH 3 INPUT VIEWS.

Method	Venue	LLFF		
		PSNR $\uparrow$	SSIM $\uparrow$	LPIPS $\downarrow$
PixelNeRF [9]	CVPR-21	7.93	0.272	0.682
MVSNeRF [10]	ICCV-21	17.25	0.557	0.356
mip-NeRF [35]	ICCV-21	14.62	0.351	0.495
DietNeRF [54]	ICCV-21	14.94	0.370	0.496
DSNeRF [20]	CVPR-22	18.94	0.582	0.362
RegNeRF [7]	CVPR-22	<b>19.08</b>	<b>0.587</b>	<b>0.336</b>
FreeNeRF [27]	CVPR-23	19.63	0.612	0.308
SparseNeRF [21]	ICCV-23	19.86	0.624	0.328
GeCoNeRF [55]	ICML-23	18.77	0.596	0.338
SPARF [25]	CVPR-23	20.20	0.630	0.327
Ours	—	<b>20.34</b>	<b>0.659</b>	<b>0.284</b>

method surpasses the most recent few-shot NeRF technique, which includes a dense matcher, achieving higher performance metrics (e.g., exceeding SPARF by 0.14 dB in PSNR and by 0.03 in SSIM). The notable increase in SSIM demonstrates our method’s superior capability in reconstructing fine details.

### B. Comparison on DTU Dataset

To facilitate a more comprehensive evaluation, we conduct both qualitative and quantitative comparisons using the DTU

dataset [53], as illustrated in Fig. 5 and Tab. II, respectively. Our qualitative results involves comparisons with MipNeRF [35], RegNeRF [7], and FreeNeRF [27]. For instance, the baseline methods fail to render the high-frequency details (highlighted by red boxes), such as letters in the first row, windows in the second row and bricks in the third row, while our method effectively addresses such issues by constraining the geometry from being over-smoothed by the high-frequency truncation. In terms of quantitative results, our method outperforms the latest baseline FreeNeRF [27] and SPARF [25], especially when dealing with sparser input views, such as three input views (surpassing FreeNeRF and SPARF by 0.6 dB and 0.9 dB in terms of PSNR, respectively). It is worth noting that although PixelNeRF [9] yields better PSNR outcome than other baselines in the DTU dataset with three input views, this is due to the learned geometry prior on the white and black background trained on the DTU dataset [27]. In contrast, our method does not require additional training processes, making it more efficient and robust.

**DTU Results Beyond the 15 Test Scenes.** To better demonstrate performance across diverse scenes, we present additional

TABLE II  
QUANTITATIVE RESULTS ON DTU WITH 3 INPUT VIEWS.

Method	Setting	LLFF		
		PSNR $\uparrow$	SSIM $\uparrow$	LPIPS $\downarrow$
PixelNeRF [9]	Pretrain + Finetune	<b>18.74</b>	<b>0.618</b>	0.401
MVSNeRF [10]	Pretrain + Finetune	16.33	0.602	<b>0.385</b>
mip-NeRF [35]	Anti-aliasing	7.64	0.227	0.655
DietNeRF [54]	Semantic Consistency	10.01	0.354	0.574
RegNeRF [7]	Geometry Regularization	15.33	0.621	0.341
FreeNeRF [27]	Frequency Regularization	18.02	0.680	<b>0.318</b>
SPARF [25]	Dense Matcher	17.75	0.681	0.328
Ours	Sparse Matcher + Freq.Reg	<b>18.60</b>	<b>0.687</b>	0.319

novel view results on the DTU dataset, expanding beyond the original 15 test scenes (see Fig. 6). We compare our method with FreeNeRF [27], conducting experiments with three input views. The rendered outcomes illustrate the superior performance of our method, particularly in intricate regions highlighted within the red boxes. Notably, distortions are evident in FreeNeRF’s rendering of the eye in the first row, the scissors in the second row, and the white structure in the third row, compared to the ground truth. In contrast, our method successfully addresses these issues, resulting in more realistic rendering.




Fig. 6. **DTU Results Beyond the 15 Test Scenes.** We provide results for different scenes on the DTU dataset, specifically for “scan106” (first row), “scan37” (second row), and “scan24” (third row).

**Comparison with Dense Matcher-based Method.** Previous techniques have integrated dense matchers into few-shot neural rendering, as documented in [25], [26], capitalizing on the pre-trained priors of dense matching networks. This approach effectively addresses under-constrained geometry challenges. However, the accuracy limitations of dense matchers have resulted in blurriness in high-frequency areas, as illustrated in Fig. 8. In contrast, our approach pioneers the use of a sparse matching network in few-shot neural rendering, achieving more precise correspondences. By incorporating frequency regularization, our method maximizes the use of photometric loss to gradually refine high-frequency details, provided that high-frequency areas are precisely located. The qualitative




Fig. 7. **Ablation study of geometry-consistent filter.** The rendered results indicate that employing a sparse matcher directly leads to unsatisfactory outcomes. For example, the letters remain distorted. Conversely, utilizing a geometry-consistent filter, which excludes outliers, demonstrates remarkable effectiveness.

TABLE III  
IMPACT OF THRESHOLD  $\tau_{ray}$

$\tau_{ray}$	LLFF			$\tau_{ray}$	DTU		
	PSNR $\uparrow$	SSIM $\uparrow$	LPIPS $\downarrow$		PSNR $\uparrow$	SSIM $\uparrow$	LPIPS $\downarrow$
0.05	19.79	0.642	0.289	0.0005	18.06	0.677	0.327
0.1	20.19	0.657	0.281	0.0007	17.94	0.680	0.324
0.15	<b>20.34</b>	<b>0.659</b>	0.284	0.001	18.26	0.684	0.320
0.2	20.22	0.658	0.278	0.0012	17.90	0.675	0.328
0.25	20.15	<b>0.659</b>	0.279	0.0015	18.13	0.686	0.321
0.3	20.22	<b>0.659</b>	<b>0.277</b>	0.0017	<b>18.60</b>	<b>0.687</b>	<b>0.319</b>
0.35	20.24	<b>0.659</b>	0.278	0.002	18.21	0.679	0.324

results presented in Fig. 8 demonstrate our method’s enhanced performance in both low-frequency and fine-detail areas.

### C. Method Analysis

**Impact of Geometry-consistent Filter.** We investigate the impact of the geometry-consistent filter, as illustrated in Fig. 7, to emphasize the importance of geometric consistency in our framework. The experiments indicate that directly applying a sparse matching operator for geometry regularization yields unsatisfactory results. For instance, letters in the first row remain distorted, attributable to imperfect correspondences. However, employing a geometry-consistent filter leads to markedly improved outcomes. Quantitative ablations in Tab. IV further underscore the significance of the geometry-consistent filter. Specifically, incorporating the geometry-consistent filter significantly enhances overall performance, demonstrating a gain of 0.3 dB and 0.45 dB in PSNR on the LLFF and DTU datasets, respectively.

Tab. III illustrates the ablation study conducted to investigate the impact of the threshold  $\tau_{ray}$  on matching accuracy. For the LLFF dataset,  $\tau_{ray}$  varies from 0.05 to 0.35 in increments of 0.05. It is observed that while the SSIM and LPIPS metrics exhibit minimal changes, the PSNR metric fluctuates around its optimal value. In contrast, for the DTU dataset,






Fig. 8. **Qualitative comparison with SPARF on DTU and LLFF.** We offer a qualitative comparison of our method with the latest dense matcher-based technique, SPARF [25]. Our findings indicate superior performance in high-frequency areas.

characterized by smaller scene scales compared to LLFF, the optimal PSNR value ranges from 0.0005 to 0.002. Here,  $\tau_{ray}$  varies from 0.0005 to 0.002, with step sizes of approximately 0.0002 or 0.0003. Similar to the LLFF dataset, slight variations are observed in the SSIM and LPIPS metrics, while the PSNR metric exhibits significant fluctuations. These observations suggest that  $\tau_{ray}$  strongly influences the PSNR metric, which evaluates overall consistency. Higher values lead to more inaccurate matching, while lower values result in less detailed geometry descriptions, both negatively affecting the PSNR metric.

Consequently, we conclude that the effectiveness of our sparse feature matching-based geometry regularization heavily relies on the geometric consistency between correspondences. Optimizing performance is feasible even in scenarios with a scarcity of correspondences, provided that such pairs exhibit a high degree of geometric consistency. This observation underscores the critical significance of geometric consistency in the context of sparse matching-based few-shot neural rendering.

**Impact of Base Architecture.** Our method functions as a plug-and-play module compatible with various NeRF-based architectures, thereby enhancing their performance in few-shot settings. We further validate our approach using the original NeRF architecture (refer to Fig. 9), demonstrating a significant performance improvement compared to the NeRF method alone. Moreover, our comprehensive method, implemented




Fig. 9. **Impact of Base Architecture.** We show ablations investigating the impact of base architectures on the LLFF dataset, utilizing three input views. The results indicate that the anti-aliased base architecture displays finer rendered details.

with a MipNeRF architecture, surpasses the performance of our method with the NeRF architecture. This enhancement is attributed to the anti-aliasing design of MipNeRF, proving particularly effective in handling high-frequency details. Consequently, we propose that adopting a more effective architecture to address anti-aliasing issues, such as the recently introduced Zip-NeRF [56], may offer further enhancements to our method.

**Ablation Study.** We conduct a comprehensive ablation study

TABLE IV  
ABLATION STUDY.

Setting	PSNR $\uparrow$	LLFF SSIM $\uparrow$	LPIPS $\downarrow$	PSNR $\uparrow$	DTU SSIM $\uparrow$	LPIPS $\downarrow$
w/o. Occlusion Reg.	20.28	0.658	0.284	16.44	0.641	0.357
w/o. Frequency Reg.	19.58	0.640	0.297	14.12	0.552	0.407
w/o. Geometry Reg.	19.63	0.612	0.308	18.02	0.680	<b>0.318</b>
w/o. Filter	20.09	0.656	0.295	18.16	0.674	0.333
Ours (w/t. NeRF)	20.14	0.657	<b>0.283</b>	18.19	0.669	0.347
Ours (w/t. MipNeRF)	<b>20.34</b>	<b>0.659</b>	0.284	<b>18.60</b>	<b>0.687</b>	0.319

on the LLFF and DTU datasets, utilizing three input views, as depicted in Tab. IV. A noteworthy observation is the significant performance decline of our method in the absence of frequency regularization. Conversely, the full method demonstrates superior outcomes. This discrepancy arises from the intentionally sparse design of correspondences, aimed at ensuring geometric consistency in high-frequency areas but lacking the ability to address overfitting in other areas. Therefore, the sparse geometry regularization functions more as a guide, ensuring that the coarse-to-fine training proceeds with the assurance that high-frequency keypoints are accurately located.

## VI. CONCLUSION

In this paper, we introduced a novel sparse geometry regularization module that leverages the advantages of a sparse image-matching network and an innovative geometry-consistent filter, thereby ensuring high geometric consistency. In-depth scrutiny is conducted to underscore the significance of sparse geometric consistency in addressing the limitations of conventional frequency regularization methods, particularly in handling failure cases pertaining to high-frequency components. The proposed module establishes a distinctive framework designed to tackle the challenges inherent in few-shot neural rendering. Specifically, it serves as a sparse geometry regularization method for precise localization of high-frequency keypoints and as a frequency regularization method for the smooth refinement of low-frequency structures. Empirical findings attest to the complementary contributions of these two methods, collectively yielding a state-of-the-art performance in few-shot neural rendering.

## REFERENCES

- [1] B. Mildenhall, P. P. Srinivasan, M. Tancik, J. T. Barron, R. Ramamoorthi, and R. Ng, "Nerf: Representing scenes as neural radiance fields for view synthesis," *Communications of the ACM*, vol. 65, no. 1, pp. 99–106, 2021.
- [2] V. Blukis, T. Lee, J. Tremblay, B. Wen, I. S. Kweon, K.-J. Yoon, D. Fox, and S. Birchfield, "One-shot neural fields for 3D object understanding," in *CVPR Workshop on Advances in NeRF for the Metaverse (XRNeRF)*, June 2023.
- [3] Z. Xie, J. Zhang, W. Li, F. Zhang, and L. Zhang, "S-nerf: Neural radiance fields for street views," in *International Conference on Learning Representations (ICLR)*, 2023.
- [4] Y. Chen, F. Rong, S. Duggal, S. Wang, X. Yan, S. Manivasagam, S. Xue, E. Yumer, and R. Urtasun, "Geosim: Realistic video simulation via geometry-aware composition for self-driving," in *Proceedings of the IEEE/CVF conference on computer vision and pattern recognition*, 2021, pp. 7230–7240.
- [5] C. Wang, J. Sun, L. Liu, C. Wu, Z. Shen, D. Wu, Y. Dai, and L. Zhang, "Digging into depth priors for outdoor neural radiance fields," in *Proceedings of the 31st ACM International Conference on Multimedia*, 2023, pp. 1221–1230.
- [6] K. Rematas, A. Liu, P. P. Srinivasan, J. T. Barron, A. Tagliasacchi, T. Funkhouser, and V. Ferrari, "Urban radiance fields," in *Proceedings of the IEEE/CVF Conference on Computer Vision and Pattern Recognition*, 2022, pp. 12 932–12 942.
- [7] M. Niemeyer, J. T. Barron, B. Mildenhall, M. S. Sajjadi, A. Geiger, and N. Radwan, "Regnerf: Regularizing neural radiance fields for view synthesis from sparse inputs," in *Proceedings of the IEEE/CVF Conference on Computer Vision and Pattern Recognition*, 2022, pp. 5480–5490.
- [8] K.-E. Lin, Y.-C. Lin, W.-S. Lai, T.-Y. Lin, Y.-C. Shih, and R. Ramamoorthi, "Vision transformer for nerf-based view synthesis from a single input image," in *Proceedings of the IEEE/CVF Winter Conference on Applications of Computer Vision*, 2023, pp. 806–815.
- [9] A. Yu, Y. Ye, M. Tancik, and A. Kanazawa, "pixelnerf: Neural radiance fields from one or few images," in *Proceedings of the IEEE/CVF Conference on Computer Vision and Pattern Recognition*, 2021, pp. 4578–4587.
- [10] A. Chen, Z. Xu, F. Zhao, X. Zhang, F. Xiang, J. Yu, and H. Su, "Mvsnerf: Fast generalizable radiance field reconstruction from multi-view stereo," in *Proceedings of the IEEE/CVF International Conference on Computer Vision*, 2021, pp. 14 124–14 133.
- [11] Q. Wang, Z. Wang, K. Genova, P. P. Srinivasan, H. Zhou, J. T. Barron, R. Martin-Brualla, N. Snavely, and T. Funkhouser, "Ibrnet: Learning multi-view image-based rendering," in *Proceedings of the IEEE/CVF Conference on Computer Vision and Pattern Recognition*, 2021, pp. 4690–4699.
- [12] X. Long, C. Lin, P. Wang, T. Komura, and W. Wang, "Sparseneus: Fast generalizable neural surface reconstruction from sparse views," in *European Conference on Computer Vision*. Springer, 2022, pp. 210–227.
- [13] Y. Liu, S. Peng, L. Liu, Q. Wang, P. Wang, C. Theobalt, X. Zhou, and W. Wang, "Neural rays for occlusion-aware image-based rendering," in *Proceedings of the IEEE/CVF Conference on Computer Vision and Pattern Recognition (CVPR)*, June 2022, pp. 7824–7833.
- [14] J. Chibane, A. Bansal, V. Lazova, and G. Pons-Moll, "Stereo radiance fields (srf): Learning view synthesis for sparse views of novel scenes," in *Proceedings of the IEEE/CVF Conference on Computer Vision and Pattern Recognition*, 2021, pp. 7911–7920.
- [15] A. Trevithick and B. Yang, "Grf: Learning a general radiance field for 3d representation and rendering," in *Proceedings of the IEEE/CVF International Conference on Computer Vision*, 2021, pp. 15 182–15 192.
- [16] H. Chen, J. Gu, A. Chen, W. Tian, Z. Tu, L. Liu, and H. Su, "Single-stage diffusion nerf: A unified approach to 3d generation and reconstruction," in *Proceedings of the IEEE/CVF International Conference on Computer Vision*, 2023, pp. 2416–2425.
- [17] J. Gu, A. Trevithick, K.-E. Lin, J. M. Susskind, C. Theobalt, L. Liu, and R. Ramamoorthi, "Nerfdiff: Single-image view synthesis with nerf-guided distillation from 3d-aware diffusion," in *International Conference on Machine Learning*. PMLR, 2023, pp. 11 808–11 826.
- [18] J. R. Shue, E. R. Chan, R. Po, Z. Ankner, J. Wu, and G. Wetzstein, "3d neural field generation using triplane diffusion," in *Proceedings of the IEEE/CVF Conference on Computer Vision and Pattern Recognition*, 2023, pp. 20 875–20 886.
- [19] D. Xu, Y. Jiang, P. Wang, Z. Fan, H. Shi, and Z. Wang, "Sinnerf: Training neural radiance fields on complex scenes from a single image," in *European Conference on Computer Vision*. Springer, 2022, pp. 736–753.
- [20] K. Deng, A. Liu, J.-Y. Zhu, and D. Ramanan, "Depth-supervised nerf: Fewer views and faster training for free," in *Proceedings of the IEEE/CVF Conference on Computer Vision and Pattern Recognition*, 2022, pp. 12 882–12 891.
- [21] G. Wang, Z. Chen, C. C. Loy, and Z. Liu, "Sparsenerf: Distilling depth ranking for few-shot novel view synthesis," in *Proceedings of the IEEE/CVF International Conference on Computer Vision*, 2023, pp. 9065–9076.
- [22] A. Cao, C. Rockwell, and J. Johnson, "Fwd: Real-time novel view synthesis with forward warping and depth," in *Proceedings of the IEEE/CVF Conference on Computer Vision and Pattern Recognition*, 2022, pp. 15 713–15 724.
- [23] Y. Wei, S. Liu, Y. Rao, W. Zhao, J. Lu, and J. Zhou, "Nerfingmvs: Guided optimization of neural radiance fields for indoor multi-view stereo," in *Proceedings of the IEEE/CVF International Conference on Computer Vision*, 2021, pp. 5610–5619.
- [24] B. Roessle, J. T. Barron, B. Mildenhall, P. P. Srinivasan, and M. Nießner, "Dense depth priors for neural radiance fields from sparse input views," in *Proceedings of the IEEE/CVF Conference on Computer Vision and Pattern Recognition*, 2022, pp. 12 892–12 901.

- [25] P. Truong, M.-J. Rakotosaona, F. Manhardt, and F. Tombari, "Sparf: Neural radiance fields from sparse and noisy poses," in *Proceedings of the IEEE/CVF Conference on Computer Vision and Pattern Recognition*, 2023, pp. 4190–4200.
- [26] Y. Lao, X. Xu, X. Liu, H. Zhao *et al.*, "Corresnerf: Image correspondence priors for neural radiance fields," *Advances in Neural Information Processing Systems*, vol. 36, 2024.
- [27] J. Yang, M. Pavone, and Y. Wang, "Freenerf: Improving few-shot neural rendering with free frequency regularization," in *Proceedings of the IEEE/CVF Conference on Computer Vision and Pattern Recognition*, 2023, pp. 8254–8263.
- [28] R. Martin-Brualla, N. Radwan, M. S. Sajjadi, J. T. Barron, A. Dosovitskiy, and D. Duckworth, "Nerf in the wild: Neural radiance fields for unconstrained photo collections," in *Proceedings of the IEEE/CVF Conference on Computer Vision and Pattern Recognition*, 2021, pp. 7210–7219.
- [29] B. Mildenhall, P. Hedman, R. Martin-Brualla, P. P. Srinivasan, and J. T. Barron, "Nerf in the dark: High dynamic range view synthesis from noisy raw images," in *Proceedings of the IEEE/CVF Conference on Computer Vision and Pattern Recognition*, 2022, pp. 16 190–16 199.
- [30] Y. Jeong, S. Ahn, C. Choy, A. Anandkumar, M. Cho, and J. Park, "Self-calibrating neural radiance fields," in *Proceedings of the IEEE/CVF International Conference on Computer Vision*, 2021, pp. 5846–5854.
- [31] C. Wang, X. Wu, Y.-C. Guo, S.-H. Zhang, Y.-W. Tai, and S.-M. Hu, "Nerf-sr: High quality neural radiance fields using supersampling," in *Proceedings of the 30th ACM International Conference on Multimedia*, 2022, pp. 6445–6454.
- [32] M. Poggi, P. Z. Ramirez, F. Tosi, S. Salti, S. Mattoccia, and L. Di Stefano, "Cross-spectral neural radiance fields," in *2022 International Conference on 3D Vision (3DV)*. IEEE, 2022, pp. 606–616.
- [33] Z. Wu, X. Li, J. Peng, H. Lu, Z. Cao, and W. Zhong, "Dof-nerf: Depth-of-field meets neural radiance fields," in *Proceedings of the 30th ACM International Conference on Multimedia*, 2022, pp. 1718–1729.
- [34] Z. Chen, T. Funkhouser, P. Hedman, and A. Tagliasacchi, "Mobilerf: Exploiting the polygon rasterization pipeline for efficient neural field rendering on mobile architectures," in *Proceedings of the IEEE/CVF Conference on Computer Vision and Pattern Recognition*, 2023, pp. 16 569–16 578.
- [35] J. T. Barron, B. Mildenhall, M. Tancik, P. Hedman, R. Martin-Brualla, and P. P. Srinivasan, "Mip-nerf: A multiscale representation for anti-aliasing neural radiance fields," in *Proceedings of the IEEE/CVF International Conference on Computer Vision*, 2021, pp. 5855–5864.
- [36] J. T. Barron, B. Mildenhall, D. Verbin, P. P. Srinivasan, and P. Hedman, "Mip-nerf 360: Unbounded anti-aliased neural radiance fields," in *Proceedings of the IEEE/CVF Conference on Computer Vision and Pattern Recognition*, 2022, pp. 5470–5479.
- [37] V. Rudnev, M. Elgharib, W. Smith, L. Liu, V. Golyanik, and C. Theobalt, "Nerf for outdoor scene relighting," in *European Conference on Computer Vision*. Springer, 2022, pp. 615–631.
- [38] Y. Zhi, S. Qian, X. Yan, and S. Gao, "Dual-space nerf: Learning animatable avatars and scene lighting in separate spaces," in *2022 International Conference on 3D Vision (3DV)*. IEEE, 2022, pp. 1–10.
- [39] Y.-L. Liu, C. Gao, A. Meuleman, H.-Y. Tseng, A. Saraf, C. Kim, Y.-Y. Chuang, J. Kopf, and J.-B. Huang, "Robust dynamic radiance fields," in *Proceedings of the IEEE/CVF Conference on Computer Vision and Pattern Recognition*, 2023, pp. 13–23.
- [40] J. Fang, T. Yi, X. Wang, L. Xie, X. Zhang, W. Liu, M. Nießner, and Q. Tian, "Fast dynamic radiance fields with time-aware neural voxels," in *SIGGRAPH Asia 2022 Conference Papers*, 2022, pp. 1–9.
- [41] Z. Wang, T. Shen, J. Gao, S. Huang, J. Munkberg, J. Hasselgren, Z. Gojcic, W. Chen, and S. Fidler, "Neural fields meet explicit geometric representations for inverse rendering of urban scenes," in *Proceedings of the IEEE/CVF Conference on Computer Vision and Pattern Recognition*, 2023, pp. 8370–8380.
- [42] M. Kim, S. Seo, and B. Han, "Infonerf: Ray entropy minimization for few-shot neural volume rendering," in *Proceedings of the IEEE/CVF Conference on Computer Vision and Pattern Recognition*, 2022, pp. 12 912–12 921.
- [43] C.-H. Lin, W.-C. Ma, A. Torralba, and S. Lucey, "Barf: Bundle-adjusting neural radiance fields," in *Proceedings of the IEEE/CVF International Conference on Computer Vision*, 2021, pp. 5741–5751.
- [44] Y. Wang, I. Skorokhodov, and P. Wonka, "Hf-neus: Improved surface reconstruction using high-frequency details," *Advances in Neural Information Processing Systems*, vol. 35, pp. 1966–1978, 2022.
- [45] S.-S. Huang, Z.-X. Zou, Y.-C. Zhang, and H. Huang, "Sc-neus: Consistent neural surface reconstruction from sparse and noisy views," 2023.
- [46] K. Park, U. Sinha, J. T. Barron, S. Bouaziz, D. B. Goldman, S. M. Seitz, and R. Martin-Brualla, "Nerfies: Deformable neural radiance fields," in *Proceedings of the IEEE/CVF International Conference on Computer Vision*, 2021, pp. 5865–5874.
- [47] P. Truong, M. Danelljan, L. Van Gool, and R. Timofte, "Learning accurate dense correspondences and when to trust them," in *Proceedings of the IEEE/CVF Conference on Computer Vision and Pattern Recognition*, 2021, pp. 5714–5724.
- [48] P. Lindenberger, P.-E. Sarlin, and M. Pollefeys, "Lightglue: Local feature matching at light speed," in *Proceedings of the IEEE/CVF International Conference on Computer Vision*, 2023, pp. 17 627–17 638.
- [49] D. DeTone, T. Malisiewicz, and A. Rabinovich, "Superpoint: Self-supervised interest point detection and description," in *Proceedings of the IEEE conference on computer vision and pattern recognition workshops*, 2018, pp. 224–236.
- [50] P.-E. Sarlin, D. DeTone, T. Malisiewicz, and A. Rabinovich, "Superglue: Learning feature matching with graph neural networks," in *Proceedings of the IEEE/CVF conference on computer vision and pattern recognition*, 2020, pp. 4938–4947.
- [51] H. Chen, Z. Luo, J. Zhang, L. Zhou, X. Bai, Z. Hu, C.-L. Tai, and L. Quan, "Learning to match features with seeded graph matching network," in *Proceedings of the IEEE/CVF International Conference on Computer Vision (ICCV)*, October 2021, pp. 6301–6310.
- [52] B. Mildenhall, P. P. Srinivasan, R. Ortiz-Cayon, N. K. Kalantari, R. Ramamoorthi, R. Ng, and A. Kar, "Local light field fusion: Practical view synthesis with prescriptive sampling guidelines," *ACM Transactions on Graphics (TOG)*, vol. 38, no. 4, pp. 1–14, 2019.
- [53] R. Jensen, A. Dahl, G. Vogiatzis, E. Tola, and H. Aanæs, "Large scale multi-view stereopsis evaluation," in *Proceedings of the IEEE conference on computer vision and pattern recognition*, 2014, pp. 406–413.
- [54] A. Jain, M. Tancik, and P. Abbeel, "Putting nerf on a diet: Semantically consistent few-shot view synthesis," in *Proceedings of the IEEE/CVF International Conference on Computer Vision*, 2021, pp. 5885–5894.
- [55] M.-S. Kwak, J. Song, and S. Kim, "Geconerf: few-shot neural radiance fields via geometric consistency," in *Proceedings of the 40th International Conference on Machine Learning*, 2023, pp. 18 023–18 036.
- [56] J. T. Barron, B. Mildenhall, D. Verbin, P. P. Srinivasan, and P. Hedman, "Zip-nerf: Anti-aliased grid-based neural radiance fields," in *Proceedings of the IEEE/CVF International Conference on Computer Vision*, 2023, pp. 19 697–19 705.