

Exploring and Evaluating Hallucinations in LLM-Powered Code Generation

Fang Liu*, Yang Liu*, Lin Shi[†], Houkun Huang*, Ruifeng Wang*, Zhen Yang[‡], Li Zhang*
Zhongqi Li[§], Yuchi Ma[§]

*School of Computer Science and Engineering, Beihang University, Beijing, China

[†]School of Software, Beihang University, Beijing, China

[‡]School of Computer Science and Technology, Shandong University, Qingdao, China

[§]Huawei Cloud Computing Technologies Co., Ltd, China

{fangliu, liuyang26, shilin, huanghoukun, ruifengwang}@buaa.edu.cn, zhenyang@sdu.edu.cn, lily@buaa.edu.cn
{lizhongqi7, mayuchi1}@huawei.com

Abstract—The rise of Large Language Models (LLMs) has significantly advanced many applications on software engineering tasks, particularly in code generation. Despite the promising performance, LLMs are prone to generate hallucinations, which means LLMs might produce outputs that deviate from users’ intent, exhibit internal inconsistencies, or misalign with the factual knowledge, making the deployment of LLMs potentially risky in a wide range of applications. Existing work mainly focuses on investing the hallucination in the domain of natural language generation (NLG), leaving a gap in understanding the types and extent of hallucinations in the context of code generation. To bridge the gap, we conducted a thematic analysis of the LLM-generated code to summarize and categorize the hallucinations present in it. Our study established a comprehensive taxonomy of hallucinations in LLM-generated code, encompassing 5 primary categories of hallucinations depending on the conflicting objectives and varying degrees of deviation observed in code generation. Furthermore, we systematically analyzed the distribution of hallucinations, exploring variations among different LLMs and their correlation with code correctness. Based on the results, we proposed HALLUCODE, a benchmark for evaluating the performance of code LLMs in recognizing hallucinations. Hallucination recognition and mitigation experiments with HALLUCODE and HumanEval show existing LLMs face great challenges in recognizing hallucinations, particularly in identifying their types, and are hardly able to mitigate hallucinations. We believe our findings will shed light on future research about hallucination evaluation, detection, and mitigation, ultimately paving the way for building more effective and reliable code LLMs in the future.

Index Terms—code generation, hallucination, large language model

I. INTRODUCTION

Code generation is the process of automatically generating source code based on provided specifications or requirements, which enables developers to save time by reducing manual coding efforts and allows them to focus on higher-level tasks and problem-solving. Moreover, it can aid in ensuring consistency and reducing the risk of human error during development. Automatic code generation has been a long-standing challenge in both software engineering and artificial intelligence communities. The recent advancements in Large Language Models (LLMs) have significantly propelled this field forward [4, 29, 31]. For example, OpenAI’s Codex [4],

released in 2021, has achieved a success rate of 28.8% in solving a set of 164 hand-written programming problems. Microsoft’s Copilot, a code generation tool powered by Codex, has captured the interest of over 1 million professional developers [6]. Moreover, it has shown the potential to speed up coding tasks by up to 55% [15]. Subsequently, various code LLMs emerged in both academia and industry, such as InCoder [7], StarCoder [20], CodeRL [18], CodeGen [27, 28], Code Llama [31], ChatGPT [29], *etc.* These models are capable of generating code with functional accuracy comparable to that of human developers.

Despite the remarkable success of LLMs, they are prone to generate hallucinations across various tasks. In other words, LLMs might produce outputs that, although seemingly plausible, deviate from users’ intent, factual knowledge, or their contexts [39]. The hallucination issue poses a potential risk in deploying LLMs across various applications [14]. Most existing work mainly focuses on investigating the hallucination for natural language generation (NLG) tasks, for instance, generative question answering [19], abstractive summarization [25], dialogue generation [12], *etc.* The hallucinations are mainly divided into three categories: input-conflicting, context-conflicting, and fact-conflicting hallucinations [39]. However, there is still a lack of clarity regarding the specific types of content that LLMs tend to hallucinate during code generation, as well as the potential consequences they may have.

We argue that similar hallucinations also occur in the domain of code generation, where the model could generate code snippets that conflict with the user’s requirements, contextual information, or code knowledge. These occurrences may undermine the correctness, performance, maintenance, and even security of the developed software. As a result, the widespread adoption of Code LLMs for code recommendation has the inherent potential to compromise the overall quality and reliability of software. Hence, it is imperative to thoroughly investigate hallucinations in LLM-powered code generation. This will allow us to gain valuable insights into the specific weaknesses that the LLM model may generate. Moreover, analyzing hallucinations helps us identify code snippets or patterns that are likely to be incorrect or unreliable, providing

valuable feedback for improving LLMs. Through collaboration between researchers and developers, we can refine and fine-tune the model, thus enhancing its code generation capabilities in terms of accuracy and reliability.

To facilitate research in this area, we conducted a thematic analysis [5] of the LLM-generated code to summarize and categorize the hallucinations presented in it. Specifically, we first collected 13,968 code snippets generated by different LLMs, and sampled 3,084 code snippets for subsequent analysis. Finally, we establish a comprehensive taxonomy of hallucinations, which comprises 5 primary categories: Intent Conflicting, Context Inconsistency, Context Repetition, Dead Code, and Knowledge Conflicting. The taxonomy encompasses 19 specific types of hallucinations. Then we conducted a comprehensive investigation and various statistical analyses of these hallucinations from diverse perspectives to gain a deeper understanding of the prevailing challenges and opportunities in the domain of code generation with LLMs. The analysis reveals that code LLMs are frequently influenced by a diverse range of hallucinations with distinct distributions. Moreover, multiple different hallucinations can occur simultaneously within a single generated program. Additionally, the majority of these hallucinations can result in functional errors or serve as indicators of their presence. Therefore, it is imperative to develop effective techniques to detect and mitigate hallucinations during code generation.

In summary, this paper makes the following contributions:

- We conducted the first comprehensive study to analyze the types of content LLMs may tend to hallucinate in code generation, and established a taxonomy of hallucination types.
- We systematically analyzed the distribution of hallucinations as well as the correlation between these hallucinations and the correctness of the code.
- We developed and released HALLUCODE, an evaluation benchmark specifically designed to assess hallucinations in code LLMs, and also conducted hallucination recognition experiments using HALLUCODE and HumanEval to evaluate several state-of-the-art code LLMs.

II. BACKGROUND&RELATED WORK

A. Code Generation with LLMs

Large Language Models (LLMs) have demonstrated remarkable achievements across various tasks in recent years. A significant number of LLMs for code-related tasks, especially for code generation, have been proposed [4, 20, 29, 31]. Codex [4] is the earlier representative work to use large generative pre-trained models with up to 12 billion parameters to generate code snippets. It enabled Copilot to deliver real-time coding suggestions, revolutionizing the coding experience. The success of Codex has captured the interest of both academia and industry groups in this particular field. As a consequence, various models have emerged. DeepMind proposed AlphaCode [21], which is trained for generating code in real-world programming competitions. Meta proposed InCoder [7] and Code Llama [31], Salesforce proposed CodeRL

[18] and CodeGen [27, 28], Amazon provided CodeWhisperer [1], BigCode project proposed StarCoder [20], and OpenAI further introduces GPT and ChatGPT series, which are fine-tuned using Reinforcement Learning from Human Feedback (RLHF), significantly surpassing prior methods. The emergence of these models yields remarkable enhancements in the effectiveness of code generation. To evaluate the performance of the generated code, various benchmarks are proposed. Notable examples of these benchmarks include HumanEval [4], DS-1000 [17], MBPP [2], APPS [10], CoderEval [37], *etc.* These benchmarks typically consist of multiple test cases, and are usually accompanied by a few instances to aid in understanding the task description.

B. Hallucination in LLMs

The term “hallucination” has been widely used within the natural language processing (NLP) community to describe the generation of text that is nonsensical or deviates from the original source content [14]. In the field of NLP, hallucinations are categorized into two main types: *intrinsic hallucinations*, where the generated content contradicts the source content, and *extrinsic hallucinations*, where the generated content cannot be verified from the source input. Considering the versatility of LLMs, Zhang et al. [39] further refines the definition by categorizing hallucination within the context of LLMs as follows: (1) Input-conflicting hallucination, occurring when the generated content deviates from the original source input; (2) Context-conflicting hallucination, where the generated content contradicts previously generated information; (3) Fact-conflicting hallucination, arising when LLMs produce content that lacks fidelity to established world knowledge.

However, there is a relatively limited amount of research focusing on hallucination in the context of code generation. Hallucination issues in the Code LLMs can hurt the overall quality of the generated code, potentially affecting performance and maintainability, and even resulting in unexpected errors and security vulnerabilities.

C. Evaluation of LLM Generated Code

With the emergence of code LLMs, many researchers began to examine the quality of the LLM-generated code from different aspects, including security, usability, and especially correctness [13, 23, 32, 33, 36]. Jesse et al. [13] explore the extent to which code LLMs are inclined to produce simple, stupid bugs [16]. Nguyen and Nadi [26] assess the correctness and comprehensibility of GitHub Copilot’s code suggestion. Tambon et al. [32] analyzed the bug patterns in LLM-generated code and their prevalence. Liu et al. [22] further conducted an empirical study of ChatGPT-generated code to evaluate its quality and reliability, which also includes an exploration of ChatGPT’s self-debugging capability. Similarly, Liu et al. [23] examined the code snippets generated by ChatGPT, with a specific focus on three aspects: correctness, understandability, and security. Yetiştiren et al. [36] conducted a comprehensive analysis to compare the performance of AI-assisted code generation tools, in terms of code quality

metrics, such as validity, correctness, security, reliability, and maintainability.

In contrast to existing research, we conducted the first comprehensive analysis from the perspective of hallucinations to examine the deviations inherent in the LLM-generated code, and also analyzed the code quality issues/bugs that can arise from these hallucinations, encompassing most of the quality issues identified in current research [22, 32].

III. TAXONOMY OF HALLUCINATIONS IN CODE

While hallucinations have been extensively studied in the NLP community, there remains a notable lack of investigation into the occurrence and extent of hallucinations in code generation. In the integration of the generated code into their development, developers may have the following concerns: What types of hallucinations does a code LLM typically produce? Do these hallucinations align with those of NLP? Do different code LLMs tend to generate similar hallucinations, or do they exhibit distinct patterns of hallucinations? Do the hallucinations cause errors? Answering these questions can provide valuable insights for researchers and developers, allowing them to better understand the capabilities and limitations of state-of-the-art code-generation LLMs. Additionally, this knowledge can shed light on future possibilities for developing mechanisms to detect and mitigate hallucinations in LLMs, ultimately enhancing the accuracy and reliability of the generated code.

A. Taxonomy Construction

To bridge these gaps, we conducted a comprehensive study of code generation hallucinations made by the advanced LLMs, including CodeGen [27], CodeRL [18], and ChatGPT [29] (GPT-3.5-turbo version). We first collected 13,968 (there are 12 solutions for each of the 1,164 problems) code snippets generated by these LLMs from the HumanEval [4] and DS-1000 [17] dataset. The HumanEval dataset consists of 164 hand-written Python coding tasks, each with an average of 7.7 accompanying unit tests. The DS-1000 dataset is a benchmark consisting of 1,000 data science problems that cover 7 widely-used Python libraries, such as NumPy, Matplotlib, and Pandas. These problems originated from Stack Overflow and are accompanied by an average of 1.6 test cases each. Subsequently, we sampled 3,084 code snippets from the collected programs for further analysis (the detailed sampling process is described in the next subsection). Four annotators with rich Python, C, and C++ experience were involved in the manual analysis of these code snippets to derive a taxonomy of code generation hallucinations made by LLMs.

1) *Data Preparation*: We run the three objective LLMs to get the solution code snippets on these problems. The detailed generation information for each model is as follows:

- CodeGen [27] is a pretrained LLM for program synthesis task. We utilize a version of CodeGen with 1B parameters (CodeGen2-1B¹). We run their released inference

¹<https://huggingface.co/Salesforce/codegen2-1B>

TABLE I: Data statistics in manual analysis.

Models	HumanEval		DS-1000	
	collected	sampled	collected	sampled
CodeRL	164×5	164×5	$1,000 \times 5$	279
CodeGen	164	164	1000	279
ChatGPT	164×6	164×6	$1,000 \times 6$	279×2
Total	1,968	1,968	12,000	1,116

script with default temperature and generate one solution program for each problem.

- CodeRL [18] enhances the performance of the pretrained LLM using reinforcement learning. It is an extension of CodeT5 and comprises around 770M parameters. We run their released inference script with a temperature of 0.8 and generate five solution programs for each problem.
- ChatGPT [29] is built upon GPT-3.5/4, which is optimized for conversational applications using a combination of supervised and reinforcement learning techniques. We employ GPT-3.5-turbo version² of ChatGPT, and the specific number of parameters for this version is not publicly disclosed. To obtain the results, we first invoke API with the greedy decoding strategy (temperature=0) to generate one solution program for each problem. We further generate five solutions with a temperature of 0.8. Finally, we obtain six solution programs for each problem.

As illustrated in Table I, we finally collected 13,968 code snippets generated by these LLMs from the HumanEval and DS-1000 datasets. Each of the 1,164 problems has 12 solutions.

For the HumanEval dataset, we consider all the solution programs generated by three LLMs from the 164 problems, resulting in a total of $164 * 12 = 1,968$ solutions. For the DS-1000 dataset, due to the large sample size, we sample 279 problems from a pool of 1,000 problems, achieving a 95% confidence level and a 5% confidence interval. Then we retain one solution code for CodeGen, CodeRL, ChatGPT-temp-0.8, and ChatGPT-greedy for these selected problems, resulting in a total of $279 * 4 = 1,116$ solutions. Finally, we obtained 3,084 samples for subsequent analysis.

2) *Manual Analysis*: To analyze the hallucination in LLM-generated code, we conducted a thematic analysis [5]. Initially, We sampled 656 codes (21% of the total 3,084) for a pilot analysis. Two of the authors with rich Python and C/C++ programming experience performed open coding on these code snippets. Given the ground truth (*i.e.*, correct code snippets) provided by the original HumanEval and DS-1000 dataset, they independently labeled each generated code snippet. Specifically, the annotators also executed each generated code snippet with given test cases and compared it with the ground truth for reference. Finally, they documented the possible hallucinations (with possible root causes) in the generated code and the positions of the hallucinated contents. Several different hallucinations might occur in one code snippet.

²<https://platform.openai.com/docs/models/gpt-3-5>

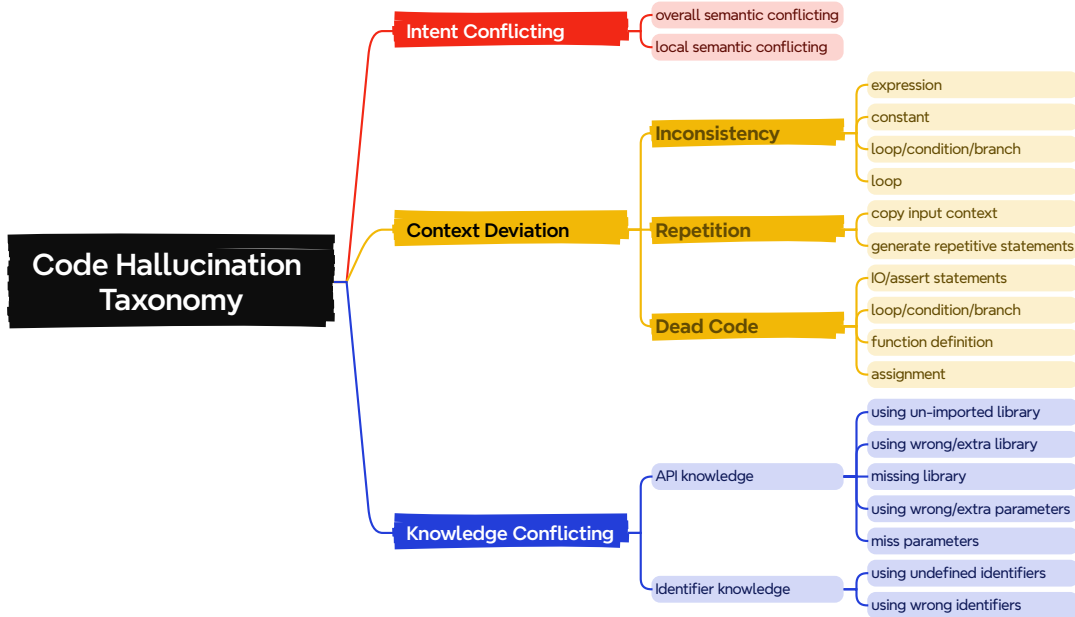


Fig. 1: Taxonomy of Hallucinations in LLM-generated code.

Then, all the annotators convened to collectively discuss the codes. Based on the discussion, we grouped similar codes into categories, resolving conflicts and discrepancies, and finally organized the codes and established the preliminary version of the codebook, illustrating various hallucination types related to LLM-generated code and their meaning.

After obtaining the codebook, the remaining 79% of the code snippets are labeled independently by one of the authors and another two newly invited volunteers with rich Python programming experience. They were tasked with justifying their respective codes for every code solution. If a new hallucination type occurs that the codebook does not cover, the annotator needs to write a description of the hallucination, for further discussions to establish new codes and enhance the codebook and taxonomy. In the later stage of the coding process, no new codes emerged, indicating that we had reached data saturation [8].

3) *Mapping to NLP Hallucinations*: In order to better understand the distinctions and connections between hallucinations in code and natural language, we have also aligned our hallucination taxonomy with previous hallucination types in the field of natural language processing [39], *i.e.*, Input-conflicting hallucination, Context-conflicting hallucination, and Fact-conflicting hallucination.

B. Taxonomy and Analysis

Finally, we located 2,119 hallucinations across all 3,084 samples. Figure 1 illustrates the hierarchical taxonomy of hallucination types summarized from these hallucination types. Specifically, this taxonomy consists of 5 primary categories and 19 types of hallucinations as leaf nodes. Compared to the hallucination types in 4NLP, three of the primary categories in our taxonomy correspond to Context-conflicting hallucina-

```
def string_xor(a: str, b: str) -> str:
    """ Input are two strings a and b
    consisting only of 1s and 0s.
    Perform binary XOR on these inputs
    and return result also as a string.
    >>> string_xor('010', '110')
    '100'
    """
    # generated by CodeRL
    a, b = a.strip('0'), b.strip('0')
    res = ''
    if a == b:
        res = '0' + res
    if a:
        res = '1' + res
    if b:
        res = '0' + res
    return res

# reference solution
def xor(i, j):
    if i == j:
        return '0'
    else:
        return '1'
return ''.join(xor(x, y) for x, y
in zip(a, b))
```

Example 1. Intent conflicting: overall semantic conflicting.

tions, while the remaining two categories correspond to Input-conflicting and Fact-conflicting hallucinations, respectively. We elaborate on these categories below.

I. Intent Conflicting (32.1%)

This is the most prevalent and significant category, where the generated contents deviate from the user’s intent with a relatively small semantic correlation. This category also aligns with the “*Input-conflicting hallucination*” in NLP. It can be further divided into two main subcategories, namely, *overall semantic conflict* and *local semantic conflict*, which are based on the range of occurrence of the hallucination. In the case of *overall semantic conflict*, the general functionality of the generated code fragments differs significantly from the task description, or the resulting code may be too confusing to

```
def even_odd_count(num):
    """Given an integer. return a tuple
    that has the number of even and
    odd digits respectively.
    Example:
    even_odd_count(-12) ==> (1, 1)
    even_odd_count(123) ==> (1, 2)
    """
    even_count = 0
    odd_count = 0
```

```
# generated by GPT-3.5
num_str = str(abs(num))
for digit in num_str:
    if int(digit) % 2 == 0:
        even_count += 1
    else:
        odd_count += 1
if num < 0:
    even_count *= -1
    odd_count *= -1
return (even_count, odd_count)
```

```
# reference solution
for i in str(abs(num)):
    if int(i)%2==0:
        even_count +=1
    else:
        odd_count +=1
return (even_count, odd_count)
```

Conflicting

Example 2. Intent conflicting: local semantic conflicting.

clearly distinguish its intended functionality. For instance, in Example 1, the objective is to compute the results of the *binary XOR* operation on the two input strings. However, the solution generated by CodeRL exhibits a significantly different functionality from the specified requirement. In the instance of *local semantic conflict*, the functionality of several statements within the code contradicts the specified requirements. For example, in Example 2, the task is to produce the number of even and odd digits. However, the highlighted statements within the code generated by ChatGPT conflict with this intended goal. Overall, most of the Intent Conflicting hallucinations will lead to semantic errors and produce wrong outputs.

II. Context Deviation

In the NLP field, “*Context-conflicting hallucination*” refers to generating content that conflicts with previously generated information. However, in the SE field, we observe something more than just conflicting content. Therefore, we enlarge the scope to deviation, which can be further classified into three distinct sub-categories: *Inconsistency*, *Repetition*, and *Dead Code*. These sub-categories signify the different types of conflicts that can arise between the generated code and its contextual information. It is also worth noting that in contrast to the *Intent Conflicting* category, the generated code of *Context Deviation* category is usually semantically relevant to the intended purpose, but presents deviation with its context, either in terms of the user’s input context or the generated contents.

II.1 Inconsistency (31.8%): This category mainly refers to generating code snippets that are inconsistent with the context, either input context or the generated content, leading to minor logical issues. These issues may manifest as inaccurate

expressions, constants, conditions, branches, or loops. For instance, in Example 3, the slicing start variable (named “low”) is incorrectly reduced by 1. Additionally, in Example 4, the condition is also not aligned with the input context. These minor logical issues can potentially cause unintended behavior or yield incorrect results within the code. Still, the overall functionality of the generated code snippets remains aligned with the task description.

```
"""
Problem:
I have an array :
a = np.array([[ 0, 1, 2, 3, 5, 6, 7, 8],
              [ 4, 5, 6, 7, 5, 3, 2, 5],
              [ 8, 9, 10, 11, 4, 5, 3, 5]])
I want to extract array by its columns in RANGE, if I want
to take column in range 1 until 10, It will return
a = np.array([[ 1, 2, 3, 5, 6, 7, 8],
              [ 5, 6, 7, 5, 3, 2, 5],
              [ 9, 10, 11, 4, 5, 3, 5]])
Pay attention that if the high index is out-of-bound, we
should constrain it to the bound.
How to solve it? Thanks
"""
import numpy as np
a = np.array([[ 0, 1, 2, 3, 5, 6, 7, 8],
              [ 4, 5, 6, 7, 5, 3, 2, 5],
              [ 8, 9, 10, 11, 4, 5, 3, 5]])
```

```
low = 1
high = 10
```

Inconsistent

```
# generated by GPT-3.5
result = a[:, max(0, low-1):min(high, a.shape[1])]
```

```
# reference solution
high = min(high, a.shape[1])
result = a[:, low:high]
```

Example 3. Context inconsistency: inaccurate expression

```
def filter_by_substring(strings: List[str], substring: str)
-> List[str]:
    """ Filter an input list of strings only for
    ones that contain given substring
    """
    filter_by_substring([], 'a')
    []
    filter_by_substring(['abc', 'bacd', 'cde',
                        'array'], 'a')
    ['abc', 'bacd', 'array']
    """
# generated by CodeRL
return [string for string in strings if
        string.startswith(substring)]
# reference solution
return [x for x in strings if substring in x]
```

Inconsistent

Example 4. Context inconsistency: inaccurate condition.

II.2 Repetition (17.3%): This category refers to the excessive repetition of certain code snippets in the generated content, leading to unnecessary duplication and inefficiency within the code. The concept of repetition can be further classified into two primary subcategories: repetition of the input context and repetition within the generated code. Repetition of the input content involves duplicating the content in the requirement text, as illustrated in Example 5. Repetition within the generated code encompasses the repetition of code snippets within the generated code itself. In some generated codes, this repetition can even reach dozens of times, as shown in Example 6. Such repetition can cause poor performance, hinder code maintainability, and also can lead to unintended behaviors, errors, or incorrect results.

II.3 Dead Code (3.2%): This category pertains to situations in which the generated code includes dead code that may be executed, but its result is never utilized in any other

```
import numpy as np
import pandas as pd
import matplotlib.pyplot as plt
import seaborn as sns
x = np.arange(10)
y = np.sin(x)
df = pd.DataFrame({"x": x, "y": y})
sns.lineplot(x="x", y="y", data=df)

# generated by CodeGen
df = pd.DataFrame({"x": x, "y": y})
sns.lineplot(x="x", y="y", data=df)

# reference solution
ax = plt.gca()
ax.set(xlabel=None)
```

Example 5. Repetition: copy input.

```
def largest_prime_factor(n: int):
    """Return the largest prime factor of n.
    Assume n > 1 and is not a prime.
    """
    >>> largest_prime_factor(13195)
    29
    >>> largest_prime_factor(2048)
    2
    """
    # reference solution
    def is_prime(k):
        if k < 2:
            return False
        for i in range(2, k - 1):
            if k % i == 0:
                return False
        return True
    largest = 1
    for j in range(2, n + 1):
        if n % j == 0 and is_prime(j):
            largest = max(largest, j)
    return largest

# generated by CodeGen
def largest_prime_factor(n: int):
    if n < 2:
        return 1
    if n % 2 == 0:
        return 2
    if n % 3 == 0:
        return 3
    if n % 5 == 0:
        return 5
    ...
```

Example 6. Repetition: repeat within the generated code.

computation. As a result, it becomes unnecessary and irrelevant to the current context. Such code segments typically do not affect the overall functionality of the program, but they could potentially be useful after revision. The dead code can include extraneous loops, conditions, branches, IO or assert statements, assignments, or function definitions that serve no practical purpose. The highlighted statement in the code generated by CodeRL in Example 7 is an instance of dead code. Sometimes, it may also include invalid content that consists of only a few tokens, such as a comment line or a few variable declarations. The dead code can cause various issues such as increased code complexity and decreased performance. It can also impact the maintainability and readability of the generated code. Although dead code may not directly affect the functionality of the program, we have observed its presence alongside other issues within the same program. This implies that the existence of dead code serves as an indication of underlying quality issues in the program.

III. Knowledge Conflicting (15.1%)

Given that both APIs and identifiers generally preserve rich code semantic knowledge, this category of hallucination occurs when the generated code contradicts the knowledge embedded in the API or identifiers by utilizing incorrect variables or incorrectly invoking APIs. This may lead to unexpected

```
def filter_by_substring(strings: List[str], substring: str)
-> List[str]:
    """ Filter an input list of strings only for ones
    that contain given substring
    """
    >>> filter_by_substring([], 'a')
    []
    >>> filter_by_substring(['abc', 'bacd', 'cde',
    'array'], 'a')
    ['abc', 'bacd', 'array']
    """
    # generated by CodeRL
    substring_set = set(substring)
    return [s for s in strings if substring in s and
    s.endswith(substring)]

# reference solution
return [x for x in strings if substring in x]
```

Example 7. Dead code: redundant statement.

results or even code failures. This category aligns with the concept of “*Fact-conflicting hallucination*” in NLP, which refers to generating content that does not adhere to established world knowledge. However, in the context of code generation, this hallucination is mainly associated with inconsistencies in API or identifier knowledge. The API knowledge conflict encompasses situations where the generated code improperly applies APIs or library functions. This can involve the misuse of APIs or parameters, missing of APIs or parameters, the inclusion of non-imported APIs, or the invocation of unnecessary APIs or parameters. Identifier knowledge conflict refers to instances where the generated code erroneously utilizes variables or identifiers. This may involve the misuse of variables that do not exist or have not been properly defined, as well as mistakenly referring to incorrect variables in different sections of the code. For instance, in Example 9, CodeRL mistakenly refers to “max_len_str” as “max_len_len_str”, which does not exist. Such issues can result in semantic errors, wrong outputs, or even code failures.

```
def longest(strings: List[str]) -> Optional[str]:
    """ Out of list of strings, return the longest
    one. Return the first one in case of multiple
    strings of the same length. Return None in case
    the input list is empty.
    """
    >>> longest(['a', 'b', 'c'])
    'a'
    >>> longest(['a', 'bb', 'ccc'])
    'ccc'
    """
    if not strings:
        return None
    # generated by CodeRL
    max_len_idx = 0
    max_len_str = None
    for idx, curr_str in enumerate(strings):
        if len(curr_str) > max_len_str:
            max_len_str = curr_str
            max_len_idx = idx

# reference solution
maxlen = max(len(x) for x in strings)
for s in strings:
    if len(s) == maxlen:
        return s
```

Example 8. Knowledge conflicting: using the wrong identifier.


```
def smallest_change(arr):
    """
    Given an array arr of integers, find the minimum number
    of elements that need to be changed to make the array
    palindromic. A palindromic array is an array that is
    read the same backwards and forwards. In one change, you
    can change one element to any other element.
    For example:
    smallest_change([1,2,3,5,4,7,9,6]) == 4
    smallest_change([1, 2, 3, 4, 3, 2, 2]) == 1
    smallest_change([1, 2, 3, 2, 1]) == 0
    """
    # generated by CodeRL
    s = [int(i) for i in "".join(map(str, arr))]
    n = len(s)
    i = 0
    while i < n//2:
        if s[i] != s[-i-1]:
            return i
        i += 1
    return n-i-1

    # reference solution
    ans = 0
    for i in range(len(arr) // 2):
        if arr[i] != arr[len(arr) - i - 1]:
            ans += 1
    return ans
```

Example 9. Example of the co-occurrence of two distinct hallucinations within a single program.

C. Results and Analysis

Based on our previous labeling results, we conducted an in-depth analysis to investigate the following research questions.³ **RQ1: Distribution of hallucinations.** According to Section III-B, we observed that the most common types of hallucinations are “Intent Conflicting” and “Context Inconsistency”, followed closely by “Context Repetition” and “Knowledge Conflicting”. In contrast, “Dead Code” has been observed with the lowest frequency. Given that multiple hallucinations may co-occur within one program, we further investigate the detailed co-occurrence distribution of these hallucination types in this section. The statistical results are depicted in Figure 2. We can observe that **there is a possibility for each type of hallucination to occur simultaneously along with the other four types**. For instance, in Example 9, the generated solution contains both *Intent Conflicting* (*local semantic conflicting*) and *Context Inconsistency* (*Expression-related*) hallucinations. Additionally, some programs contain more than two types of hallucinations, with 9 programs exhibiting three different hallucinations simultaneously.

Additionally, we also find that the “Context Repetition” type co-occurs the most with other types of hallucination, with approximately 1/3 also exhibiting other hallucination issues. This is attributed to the fact that the presence of repetitive patterns in generated code often indicates lower code quality, which can facilitate the occurrence of other types of hallucination. Furthermore, when repetition appears, LLMs tend to repeatedly generate code exhibiting those four types of hallucination.

To further analyze the differences in the hallucination types in the code generated by different LLMs, we illustrate the distribution of hallucination types generated by different LLMs in Figure 3. An interesting finding from the figure is that **the most common hallucination differs among each model**,

³To eliminate irrelevant factors, we have also retained a single solution for CodeRL and ChatGPT-temp-0.8 in HumanEval in the subsequent analysis.

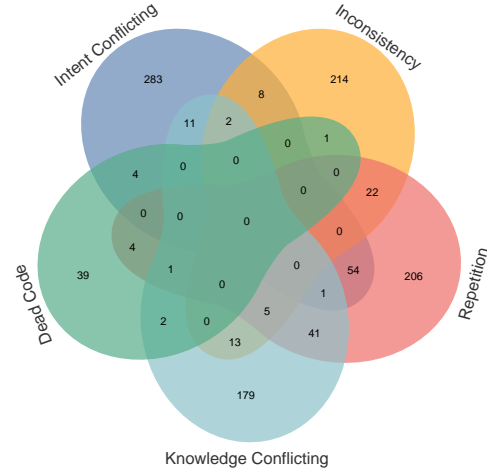


Fig. 2: Distribution of the co-occurrence of various hallucinations within a single program.

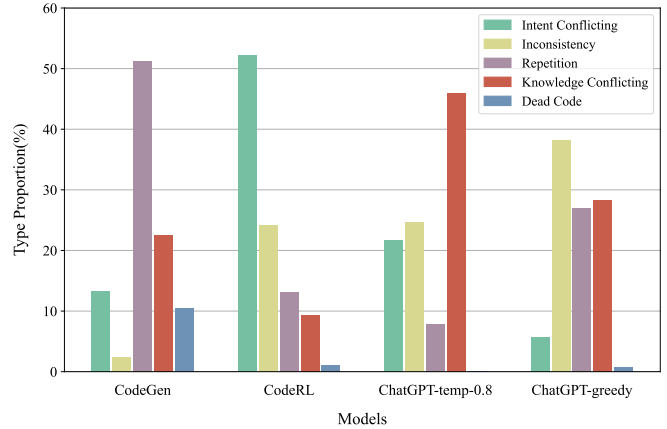


Fig. 3: Distribution of hallucinations across different LLMs.

which may be attributed to their capability and training strategies. Notably, CodeRL is trained with reinforcement learning and focuses more on the functional integrity of the code, leading to either a correct solution or a solution that is functionally complete but conflicts with the user’s intent. On the other hand, ChatGPT is equipped with powerful prompt understanding and code generation capabilities, making it less susceptible to intent conflict. However, contextual inconsistency and code knowledge conflict are relatively easy to expose in ChatGPT.

Additionally, it is worth noting that **none of the hallucination types appears simultaneously in the top 3 rankings across these four models, not even among the varied decoding strategies utilized within the same model (ChatGPT-greedy vs ChatGPT-temp-0.8)**. This suggests that a considerable amount of variation exists in the types of hallucinations generated by different models, highlighting the complexity and diversity of hallucination in code LLMs. This also underscores the importance of considering the limitations and biases of individual models when using them for tasks that require consistent and reliable outputs.

RQ2: Correlation between hallucinations and the functional

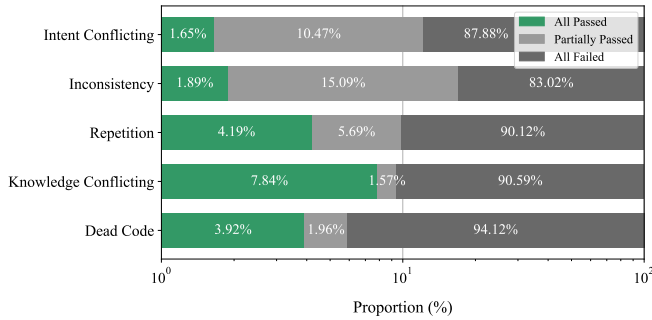


Fig. 4: Distribution of “All Passed Code” (code that can pass all test cases), “Partially Passed Code” (code that has at least one test case passed), and “All Failed Code” (code that can pass 0 test case) on different types of hallucinations.

correctness. Based on our previous analysis, we have established that hallucinations can indeed contribute to code errors in the generated code. However, it is crucial to recognize that not all errors are necessarily attributed to hallucinations, and different hallucinations may have an equal effect on the occurrence of errors. To gain a more comprehensive understanding of how each type of hallucination impacts functional errors, we analyze the correlation between various hallucinations and code errors.

As shown in Figure 4, for various hallucination types, the proportion of code containing this hallucination and still passing all test cases is no more than 10%, with the first two types of hallucinations being the lowest, neither exceeding 2%. Besides, for the first two hallucinations, over 10% of the solution was able to pass partial test cases. When examining the error codes, we discovered that not all errors were directly caused by hallucinations. To delve deeper into this aspect, we employed a detailed statistical analysis. We found that among the error codes containing hallucinations, approximately 3% of the errors were not directly caused by hallucinations. Furthermore, among this subset, 31% of the actual error causes were related to these hallucinations. One example is that LLM tends to repeatedly generate error code snippets. In this case, although the repetition hallucination does not directly cause the error, its presence may indicate other underlying issues. Besides, we also find that 17% of the error causes led to the occurrence of hallucinations. This signifies that **although hallucinations may not always lead to functional errors in certain scenarios, their presence often indicates the existence of the latter.**

Furthermore, we calculated the proportion of code without hallucinations that has errors and obtained a result of 18.27%, which indicates that **the errors in nearly 1/5 of the error code are not attributed to hallucination.** There are various reasons for the existence of this situation, including simple syntax errors, ambiguity in the prompt itself, ignoring certain restrictions or steps in the prompt, lack of handling of boundary situations, and minor logical negligence, *etc.* The generated code in these scenarios does not conflict with the prompt or its context, so we do not consider them as hallucinations, even

though they may result in incorrect functionality.

IV. BENCHMARK CONSTRUCTION

To facilitate the evaluation of the performance of code LLMs in recognizing hallucinations and to further aid them in recognizing hallucinations, ultimately paving the way for building more effective and reliable code LLMs, we developed HALLUCODE, a hallucination evaluation benchmark for LLMs in the field of code. The benchmark comprises 5,663 Python code generation tasks, reference solutions, and their corresponding hallucinated counterparts, encompassing the types of hallucinations summarized in the previous section. We generated the samples automatically based on the Code Alpaca [3] dataset. Code Alpaca comprises 20K instruction-following data generated by the self-instruct techniques [34], where the instruction primarily focuses on the tasks related to code generation, editing, and optimization. This dataset contains a total of 20,022 data items, each consisting of an instruction, an example input/context, and a reference code. This dataset also has been applied in many research [11, 24]. We employ the Code Alpaca dataset as the seed data to construct our benchmark. Except for the hallucination evaluation in code LLMs, HALLUCODE can also be utilized to train hallucination detectors to assist in mitigating hallucinations.

A. Data pre-processing

Considering that we analyzed two widely used datasets in our preliminary study, which solely comprised Python programming tasks, we focus on Python programs when constructing our benchmark to ensure the quality of hallucination injection. To accomplish this, we begin by filtering out any code that is not written in Python using a combination of a Python interpreter and a set of heuristic rules, resulting in the exclusion of 14,311 pieces of data. Subsequently, we meticulously reviewed the remaining data and identified a few instructions that were inconsistent with the input or output, primarily involving “modification” or “rewriting” of code without providing any original code. A total of 48 such instances were removed. All the detailed pre-processing information can be found in the Appendix. Finally, we obtained 5,663 valid data.

B. Data validity check

As the Code Alpaca dataset itself is generated by the LLM, it is crucial to assess the prevalence of hallucinatory codes within it. If an excessive number of hallucinatory codes exist, the dataset may not be suitable as a base for hallucination injection. To this end, we randomly sampled 360 out of the 5,663 filtered data with a 95% confidence level and a 5% confidence interval, and checked the hallucinations of these data. Following a thorough examination, we identified 16 instances containing hallucinations, resulting in a hallucination rate of approximately 4.44%. Based on this finding, we conclude that this level of native hallucination is acceptable.

C. Hallucination type allocation

Before injecting hallucinations, it is essential to specify a type of hallucination to be produced for each data item. However, random allocation of the type is not feasible. For instance, a reference code that does not utilize any library functions is unsuitable for generating code containing wrong library usage. To address various known and potential restrictions in a unified manner, we train a fully connected neural network to generate scores for each type of hallucination as outlined in Section III-B. Then we utilize the zero-one programming algorithm to assign hallucination types to the code based on the scoring results.

After allocating the hallucination type for each data, we can generate the hallucinated code for the corresponding category of hallucination. Given that each of the 5 hallucination categories corresponds to multiple subcategories, for each subcategory, we have designed corresponding instruction-based and/or heuristic rule-based approaches to produce hallucinated code. Due to page limitation, we put all the detailed benchmark construction information into the Appendix.

V. EVALUATION

With HALLUCODE, researchers can delve deeper into the study of hallucinations in code generated by LLMs. They can use it to evaluate the ability of LLMs to recognize hallucinations in the generated code. For instance, researchers can present the question and its corresponding answer (Ground Truth or Hallucinated Answer) in the benchmark to LLMs and ask them to determine if the answer contains hallucinated content. Furthermore, they can investigate whether LLMs possess the ability to mitigate these hallucinations. In this section, we conduct hallucination recognition/mitigation experiments to evaluate several state-of-the-art code LLMs in HALLUCODE, and also make a comparison with our previously labeled data on HumanEval.

A. Implementation Details

1) *Evaluated Models*: To obtain a comprehensive understanding of LLMs’ hallucination recognition capabilities and identify the potential gap between open-source and closed-source models, we conduct experiments on ChatGPT⁴ [29] and two recently released powerful open-source models CodeLLama-7B⁵ [31] and DeepSeek-Coder-7B⁶ [9] for assessment.

2) *Prompt Design*: In this subsection, we detail the prompt utilized in the evaluation. The prompt is divided into three sections: Objective, Hallucination Categories description, and Task. **Objective** describes the role (code hallucination recognizer) and the task of the LLM. **Hallucination Categories** provide descriptions and examples of five primary code hallucinations (hall_type0 to hall_type4), based on our previous study in Section III. This section serves as a guide for LLMs

to identify and understand potential code hallucinations. **Task** describes the specific task and output format for hallucination recognition as well as mitigation. According to our experimental findings, Codellama-7B and DeepSeek-Coder-7B models are essentially incapable of mitigating hallucinations. Therefore, the evaluation of the hallucination mitigation mainly focuses on ChatGPT. For CodeLlama and DeepSeek-Coder, we only ask them to recognize the hallucination. For ChatGPT, we include the sentences in the Task prompt to request an additional effort in eliminating hallucinatory code if it appears in the response. The detailed prompt can be found in the last section of our Appendix.

3) *Metrics*: We evaluate LLMs’ hallucination recognition/mitigation ability using the following metrics:

Valid Rate (VR). Given that the evaluated LLMs, especially the open-sourced ones, struggle to produce effective hallucination recognition responses, we use this metric to evaluate the percentage of the valid output, and only preserve the valid results for further evaluation.

Accuracy of Hallucination Existence Recognition (Acc_{rec}). This metric evaluates the percentage of correctly identified existence of hallucinations that precisely correspond to the ground-truth answer across the valid output.

Accuracy of Hallucination Type Recognition ($\text{Acc}_{type(i)}$). This metric quantifies the percentage of accurately identified hallucination types among all the results that successfully recognized the hallucinations. In order to delve deeper into the challenge of recognizing different types of hallucinations, we also measure the percentage of accurately identified instances of each type ($type_i, i = 0, 1, 2, 3, 4$) within the dataset that contains that specific type of hallucination.

- $type_0$: Intent Conflicting
- $type_1$: Context Deviation-Inconsistency
- $type_2$: Context Deviation-Repetition
- $type_3$: Knowledge Conflicting
- $type_4$: Context Deviation-Dead Code

Accuracy of Hallucination Mitigation (Acc_{mit}). For ChatGPT, we also evaluate its ability for hallucination mitigation. As hallucinations often result in errors, we consider only those modified results that are semantically correct as successful in mitigating the hallucination. Consequently, we evaluate this capability using our labeled HumanEval dataset (Section III), which incorporates test cases for correctness evaluation.

B. Results and Analysis

Table II presents the hallucination recognition results of evaluated LLMs on both HALLUCODE and HumanEval. Overall, ChatGPT achieves more than 98% VR on both benchmarks, outperforming the other two open-sourced LLMs by a large margin. While other two models still struggle to understand the task and produce valid answers.

1) *Hallucination Recognition Ability*: Regarding the hallucination existence recognition capability, ChatGPT archives the best results on both HALLUCODE and HumanEval, with an ability to recognize over 89% of the hallucinations. Following closely is Code Llama, which shows an accuracy of

⁴<https://platform.openai.com/docs/models/gpt-3-5-turbo>

⁵<https://huggingface.co/codellama/CodeLlama-7b-Instruct-hf>

⁶<https://huggingface.co/deepseek-ai/deepseek-coder-7b-instruct-v1.5>

TABLE II: Results (%) of hallucination recognition and mitigation.

		ChatGPT	Code Llama	DeepSeek-Coder
HALLUCODE	VR	98.57	13.88	32.01
	Acc _{rec}	89.84	70.36	46.72
	Acc _{type}	51.67	26.40	28.10
	Acc _{type0}	44.89	25.91	17.86
	Acc _{type1}	43.98	21.77	13.08
	Acc _{type2}	49.08	7.53	11.06
	Acc _{type3}	50.41	9.09	6.04
	Acc _{type4}	32.43	9.38	2.78
HumanEval	VR	97.80	19.36	26.45
	Acc _{rec}	89.08	70.10	43.40
	Acc _{type}	32.88	36.03	33.91
	Acc _{type0}	28.50	31.08	13.89
	Acc _{type1}	30.71	22.12	16.22
	Acc _{type2}	52.94	-	-
	Acc _{type3}	14.29	-	-
	Acc _{type4}	8.82	33.33	-
	Acc _{mit}	15.85	-	-

around 70%. On the other hand, DeepSeek-Coder falls short in this regard, being able to identify less than half of the hallucinations. Regarding the hallucination type recognition, ChatGPT performs the best for each type on HALLUCODE, achieving 51.67% accuracy of type recognition. However, both Code Llama and DeepSeek-Coder perform worse, especially on type₂ → type₄. On HumanEval, the performance of the three models is relatively similar and lower compared to HALLUCODE. Code Llama demonstrates the highest accuracy of 36.03% on HALLUCODE, particularly excelling in recognizing type₀ and type₄. However, it struggles in identifying type₂ and type₃. In contrast, ChatGPT maintains robustness in identifying various types of hallucinations. Overall, recognizing hallucination types proves to be a challenging task, as even these powerful LLMs fail to achieve notable performance. Among all the types, type₄, *i.e.*, *Dead Code*, appears to be the most difficult to identify, which aligns with our intuition. This type also poses a challenge for human developers, as it requires a deeper analysis of the program semantics.

2) *Hallucination Mitigation Ability*: Once the hallucinations have been recognized, it is natural to consider whether the LLM can alleviate them. Therefore, we evaluate the hallucination mitigation capability of the LLM on the HumanEval dataset. The result is shown in the last row of Table II. After identifying the presence of hallucinations, ChatGPT is only able to successfully mitigate 16% of them, whereas the other two models are unable to mitigate any of them as mentioned in the prompt design part. The results indicate that for LLMs, mitigating hallucinations is even more challenging than recognizing them. Further research is necessary to effectively address the task of hallucination recognition and mitigation.

VI. DISCUSSION

A. Implications

1) *Improving the evaluation of code generation*: In our study, we have observed that code LLMs also experience and are frequently influenced by hallucinations. While most evaluation metrics in existing code generation research prioritize the functional correctness of the code, incorporating measures

to identify and address hallucinations is crucial for providing a more comprehensive and nuanced assessment of the quality and reliability of the generated code.

2) *Developing techniques for addressing hallucinations in code LLMs*: Our study highlights the complexity and diversity of the hallucinations in code LLMs, which could result in unreliable and incorrect code generations. We also found that it is challenging for LLMs to detect and correct hallucinations through prompting. Therefore, it is crucial to develop specialized techniques that effectively mitigate hallucinations in the context of code generation. Our benchmark dataset can be used to train a hallucination recognizer, which can then serve as a reward model. The feedback from this model can be utilized to optimize the LLM using Reinforcement Learning algorithms.

3) *Exploring hallucinations in different code generation tasks*: In this paper, we focus on studying hallucinations in the NL2Code generation task. However, hallucination distribution may vary across different code generation tasks, such as code translation [30], unit test generation [38], program repair [35], *etc.* This presents an opportunity for further research to explore the characteristics and patterns of hallucinations in these tasks. By gaining a deeper understanding of the underlying mechanisms, researchers and practitioners can develop task-specific strategies and techniques to mitigate hallucinations, improving the accuracy and reliability of code LLMs for specific code generation tasks.

B. Threats to Validity

Threats to external validity relate to the generalizability of our findings and benchmark. Our empirical study and benchmark specifically target Python programming tasks. Python is a widely studied language within the code generation communities and benchmarking practices. This motivated us to initiate an in-depth research investigation into the hallucinations that may arise in LLM-generated Python code. Moreover, it would be interesting to explore the measurement of hallucinations in other programming languages as well. Given the general nature of our analysis procedure and benchmark construction technique, it would be suitable to adapt and apply them to various programming languages beyond Python.

Threats to internal validity might be introduced from our manual analysis and taxonomy construction. The labeling of a code snippet’s hallucination type is somewhat subjective, and different labelers may have varying determinations of the same code snippets. To address this, we initially created a codebook with precise guidelines for each categorization, and two of the authors were tasked with the verification process. Additionally, we organized discussions and meetings to resolve any conflicts or uncertainties that arose. This comprehensive process significantly enhances the reliability and quality of the taxonomy of hallucination types in LLM-generated code resulting from our manual analysis.

Threats to construct validity relate to the suitability of our evaluation of the hallucination recognition and mitigation experiments. The evaluation results may be sensitive to the prompt format. To mitigate this issue, we employ small-scale

preliminary testing, experimenting with different prompts, to select the prompts that yield the most consistent and optimal performance across various models.

VII. CONCLUSION

In this paper, we present an empirical study on code generation hallucinations produced by LLMs. Through a comprehensive manual analysis, we developed a taxonomy of hallucinations through open coding and iterative refinements. Further investigation revealed the complexity and diversity of hallucination generation in LLMs, and different hallucinations can have varying effects on the correctness of the code. Based on the study, we developed HALLUCODE, specifically designed to evaluate the hallucination recognition capabilities of code LLMs. The experiments with both HALLUCODE and HumanEval revealed for LLMs, recognizing and mitigating hallucinations are challenging with prompting, shedding light on future research about hallucination evaluation, detection, and mitigation.

REFERENCES

- [1] Amazon. Amazon codewhisperer. <https://aws.amazon.com/codewhisperer/>, 2023.
- [2] Jacob Austin, Augustus Odena, Maxwell Nye, Maarten Bosma, Henryk Michalewski, David Dohan, Ellen Jiang, Carrie Cai, Michael Terry, Quoc Le, et al. Program synthesis with large language models. *arXiv preprint arXiv:2108.07732*, 2021.
- [3] Sahil Chaudhary. Code alpaca: An instruction-following llama model for code generation. <https://github.com/sahil280114/codealpaca>, 2023.
- [4] Mark Chen, Jerry Tworek, Heewoo Jun, Qiming Yuan, Henrique Ponde de Oliveira Pinto, Jared Kaplan, Harri Edwards, Yuri Burda, Nicholas Joseph, Greg Brockman, et al. Evaluating large language models trained on code. *arXiv preprint arXiv:2107.03374*, 2021.
- [5] Daniela S. Cruzes and Tore Dybå. Recommended steps for thematic synthesis in software engineering. In *ESEM*, pages 275–284. IEEE Computer Society, 2011.
- [6] Euronews. Microsoft attracting users to its code-writing, generative ai software. <https://www.euronews.com/next/2023/01/25/microsoft-results-ai>, 2023.
- [7] Daniel Fried, Armen Aghajanyan, Jessy Lin, Sida Wang, Eric Wallace, Freda Shi, Ruiqi Zhong, Scott Yih, Luke Zettlemoyer, and Mike Lewis. InCoder: A generative model for code infilling and synthesis. In *ICLR*. OpenReview.net, 2023.
- [8] Patricia I Fusch Ph D and Lawrence R Ness. Are we there yet? data saturation in qualitative research. 2015.
- [9] Daya Guo, Qihao Zhu, Dejian Yang, Zhenda Xie, Kai Dong, Wentao Zhang, Guanting Chen, Xiao Bi, Y Wu, YK Li, et al. Deepseek-coder: When the large language model meets programming—the rise of code intelligence. *arXiv preprint arXiv:2401.14196*, 2024.
- [10] Dan Hendrycks, Steven Basart, Saurav Kadavath, Mantas Mazeika, Akul Arora, Ethan Guo, Collin Burns, Samir Puranik, Horace He, Dawn Song, et al. Measuring coding challenge competence with apps. *arXiv preprint arXiv:2105.09938*, 2021.
- [11] Qisheng Hu, Kaixin Li, Xu Zhao, Yuxi Xie, Tiedong Liu, Hui Chen, Qizhe Xie, and Junxian He. InstructCoder: Empowering language models for code editing. *arXiv preprint arXiv:2310.20329*, 2023.
- [12] Minlie Huang, Xiaoyan Zhu, and Jianfeng Gao. Challenges in building intelligent open-domain dialog systems. *ACM Transactions on Information Systems (TOIS)*, 38(3):1–32, 2020.
- [13] Kevin Jesse, Toufique Ahmed, Premkumar T Devanbu, and Emily Morgan. Large language models and simple, stupid bugs. *arXiv preprint arXiv:2303.11455*, 2023.
- [14] Ziwei Ji, Nayeon Lee, Rita Frieske, Tiezheng Yu, Dan Su, Yan Xu, Etsuko Ishii, Ye Jin Bang, Andrea Madotto, and Pascale Fung. Survey of hallucination in natural language generation. *ACM Computing Surveys*, 55(12): 1–38, 2023.
- [15] Eirini Kalliamvakou. Research: quantifying github copilot’s impact on developer productivity and happiness. <https://github.blog/2022-09-07-research-quantifying-github-copilots-impact-on-developer-productivity-and-happiness>, 2022.
- [16] Rafael-Michael Karampatsis and Charles Sutton. How often do single-statement bugs occur? the manysstubs4j dataset. In *Proceedings of the 17th International Conference on Mining Software Repositories*, pages 573–577, 2020.
- [17] Yuhang Lai, Chengxi Li, Yiming Wang, Tianyi Zhang, Ruiqi Zhong, Luke Zettlemoyer, Wen-tau Yih, Daniel Fried, Sida Wang, and Tao Yu. Ds-1000: A natural and reliable benchmark for data science code generation. In *International Conference on Machine Learning*, pages 18319–18345. PMLR, 2023.
- [18] Hung Le, Yue Wang, Akhilesh Deepak Gotmare, Silvio Savarese, and Steven Chu Hong Hoi. Coder1: Mastering code generation through pretrained models and deep reinforcement learning. *Advances in Neural Information Processing Systems*, 35:21314–21328, 2022.
- [19] Chenliang Li, Bin Bi, Ming Yan, Wei Wang, and Songfang Huang. Addressing semantic drift in generative question answering with auxiliary extraction. In *Proceedings of the 59th Annual Meeting of the Association for Computational Linguistics and the 11th International Joint Conference on Natural Language Processing (Volume 2: Short Papers)*, pages 942–947, 2021.
- [20] Raymond Li, Loubna Ben Allal, Yangtian Zi, Niklas Muennighoff, Denis Kocetkov, Chenghao Mou, Marc Marone, Christopher Akiki, Jia Li, Jenny Chim, et al. StarCoder: may the source be with you! *arXiv preprint arXiv:2305.06161*, 2023.
- [21] Yujia Li, David Choi, Junyoung Chung, Nate Kushman, Julian Schrittwieser, Rémi Leblond, Tom Eccles, James Keeling, Felix Gimeno, Agustin Dal Lago, et al. Competition-level code generation with alphacode. *Sci-*

- ence, 378(6624):1092–1097, 2022.
- [22] Yue Liu, Thanh Le-Cong, Ratnadira Widyasari, Chakkrit Tantithamthavorn, Li Li, Xuan-Bach D Le, and David Lo. Refining chatgpt-generated code: Characterizing and mitigating code quality issues. *arXiv preprint arXiv:2307.12596*, 2023.
- [23] Zhijie Liu, Yutian Tang, Xiapu Luo, Yuming Zhou, and Liang Feng Zhang. No need to lift a finger anymore? assessing the quality of code generation by chatgpt. *arXiv preprint arXiv:2308.04838*, 2023.
- [24] Ziyang Luo, Can Xu, Pu Zhao, Qingfeng Sun, Xiubo Geng, Wenxiang Hu, Chongyang Tao, Jing Ma, Qingwei Lin, and Daxin Jiang. Wizardcoder: Empowering code large language models with evol-instruct. *arXiv preprint arXiv:2306.08568*, 2023.
- [25] Joshua Maynez, Shashi Narayan, Bernd Bohnet, and Ryan McDonald. On faithfulness and factuality in abstractive summarization. *arXiv preprint arXiv:2005.00661*, 2020.
- [26] Nhan Nguyen and Sarah Nadi. An empirical evaluation of github copilot’s code suggestions. In *Proceedings of the 19th International Conference on Mining Software Repositories*, pages 1–5, 2022.
- [27] Erik Nijkamp, Hiroaki Hayashi, Caiming Xiong, Silvio Savarese, and Yingbo Zhou. Codegen2: Lessons for training llms on programming and natural languages. *arXiv preprint arXiv:2305.02309*, 2023.
- [28] Erik Nijkamp, Bo Pang, Hiroaki Hayashi, Lifu Tu, Huan Wang, Yingbo Zhou, Silvio Savarese, and Caiming Xiong. Codegen: An open large language model for code with multi-turn program synthesis. In *ICLR*. OpenReview.net, 2023.
- [29] OpenAI. Chatgpt: Optimizing language models for dialogue. <https://openai.com/blog/chatgpt>, 2022.
- [30] Baptiste Roziere, Marie-Anne Lachaux, Lowik Chausson, and Guillaume Lample. Unsupervised translation of programming languages. *Advances in neural information processing systems*, 33:20601–20611, 2020.
- [31] Baptiste Roziere, Jonas Gehring, Fabian Gloeckle, Sten Sootla, Itai Gat, Xiaoqing Ellen Tan, Yossi Adi, Jingyu Liu, Tal Remez, Jérémy Rapin, et al. Code llama: Open foundation models for code. *arXiv preprint arXiv:2308.12950*, 2023.
- [32] Florian Tambon, Arghavan Moradi Dakhel, Amin Nikanjam, Foutse Khomh, Michel C Desmarais, and Giuliano Antoniol. Bugs in large language models generated code. *arXiv preprint arXiv:2403.08937*, 2024.
- [33] Priyan Vaithilingam, Tianyi Zhang, and Elena L Glassman. Expectation vs. experience: Evaluating the usability of code generation tools powered by large language models. In *Chi conference on human factors in computing systems extended abstracts*, pages 1–7, 2022.
- [34] Yizhong Wang, Yeganeh Kordi, Swaroop Mishra, Alisa Liu, Noah A Smith, Daniel Khashabi, and Hannaneh Hajishirzi. Self-instruct: Aligning language model with self generated instructions. *arXiv preprint arXiv:2212.10560*, 2022.
- [35] Chunqiu Steven Xia, Yuxiang Wei, and Lingming Zhang. Automated program repair in the era of large pre-trained language models. In *2023 IEEE/ACM 45th International Conference on Software Engineering (ICSE)*, pages 1482–1494. IEEE, 2023.
- [36] Burak Yetiştirilen, Işık Özsoy, Miray Ayerdem, and Eray Tüzün. Evaluating the code quality of ai-assisted code generation tools: An empirical study on github copilot, amazon codewhisperer, and chatgpt. *arXiv preprint arXiv:2304.10778*, 2023.
- [37] Hao Yu, Bo Shen, Dezhi Ran, Jiaxin Zhang, Qi Zhang, Yuchi Ma, Guangtai Liang, Ying Li, Qianxiang Wang, and Tao Xie. Codereval: A benchmark of pragmatic code generation with generative pre-trained models. In *Proceedings of the 46th IEEE/ACM International Conference on Software Engineering*, pages 1–12, 2024.
- [38] Zhiqiang Yuan, Yiling Lou, Mingwei Liu, Shiji Ding, Kaixin Wang, Yixuan Chen, and Xin Peng. No more manual tests? evaluating and improving chatgpt for unit test generation. *arXiv preprint arXiv:2305.04207*, 2023.
- [39] Yue Zhang, Yafu Li, Leyang Cui, Deng Cai, Lemao Liu, Tingchen Fu, Xinting Huang, Enbo Zhao, Yu Zhang, Yulong Chen, et al. Siren’s song in the ai ocean: A survey on hallucination in large language models. *arXiv preprint arXiv:2309.01219*, 2023.

IV. Benchmark Construction

A. Data Pre-processing

To obtain appropriate data for generating code with hallucination, we first used a Python interpreter to execute all the code in CodeAlpaca, and preliminarily filtered out the Python code by observing the output information of the interpreter. Specifically, if the interpreter outputs error messages other than “NameError”, we assume that the code was not written in Python and discard it. The reason for retaining the code that only generates “NameError” is because there is some data whose answer code uses variables from the prompt. This step of filtering excluded a total of 11,552 data. After preliminary filtering, there is still a small amount of code using other languages, which was not excluded in the previous step due to its similarity to Python syntax and short length. In addition, there are also some codes with overly simple logic that are not suitable for hallucination generation. Therefore, we used a series of heuristic rules to further filter the data, including excluding data with other language names in the instruction, requiring the code to have at least one Python reserved word or assignment symbol, etc. We removed a total of 2,759 pieces of data in this step. Then we carefully reviewed the data obtained from the previous step of filtering and found that there are a few instructions that were inconsistent with the input or output, mainly referring to certain instructions that require “modification” or “rewriting” of a code, but do not provide any original code. We removed a total of 48 such data. Finally, we obtained 5,663 valid data.

B. Hallucination Type Allocation

1) *Hallucination scoring*: We employ a fully connected neural network with a hidden layer as shown in Figure 1, which takes the features of a code question and solution pair as input and outputs its scores on various categories of hallucinations. After enumeration and filtering, we selected 7 quantifiable features that are highly correlated with the proportion of partial or overall hallucination types, as shown in Table I.

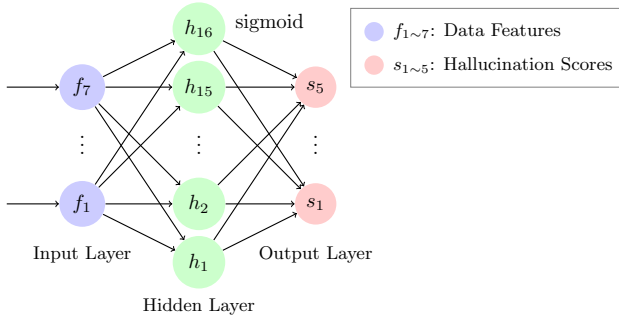


Fig. 1: Schematic diagram of scoring model

We trained the model using the previously labeled HumanEval and DS-1000 datasets, with the train, validation,

TABLE I: Scoring Model Input Features.

Feature Name	Feature Value
Length of Prompt	number of tokens in prompt ¹
Length of Code ²	number of tokens in code ³
Lines of Code	number of non blank lines in code
Average Line Length	code length divided by the number of lines
Similarity	text similarity between prompt and code ⁴
Lexical Richness	total number of times Python reserved words appear in the code
Complexity	number of bytecode basic blocks ⁵

¹ Use OpenAI’s `tiktoken` library.

² All “code” in the table refer to the reference code of a problem.

³ Use the `tokenize` library.

⁴ Use the Levenshtein distance algorithm.

⁵ Use the `bytecode` library.

and test set accounting for 75%, 15%, and 15%, respectively. Specifically, to construct the training data pairs, for each problem, a 5-dimensional score vector $(y_1, y_2, y_3, y_4, y_5)$ is designated as the label for all data points pertaining to a given problem, which is computed as follows:

$$y_i = \begin{cases} 0.2 & , \text{ if } N_i = 0 \\ 1 - \frac{1}{5N_i} & , \text{ otherwise} \end{cases} \quad (1)$$

where y_i is the score for the i -th hallucination, N_i is the number of the i -th hallucination in all generated codes for a specific problem. The reason why the score is not set to 0 when $N_i = 0$ is that even if this type of hallucination does not appear in the generated code, it does not guarantee that it will never occur. And when $N_i > 0$, this function also ensures, in a straightforward manner, that the score increases with N_i and does not exceed 1. The loss function is the Euclidean distance between the label and the output of the model in training.

After repeated attempts and adjustments to the hyperparameters, we ultimately obtained a model with an accuracy⁷ of 57.30% on the test set. Given that this score is used solely as a reference for allocating different types of hallucinations, and considering the allocation itself is an open question, we believe that this level of accuracy is adequate. Then we utilize the trained model to produce the scoring results for each code in our filtered CodeAlpaca dataset.

2) *Type allocation*: Based on the scoring results, we use zero-one programming to assign appropriate hallucination types to the code, with the goal of maximizing the sum of scores of all the codes. The proportion of various hallucinations is determined by the proportion of hallucinations in the labeled code. Considering that the CodeAlpaca dataset is more similar to the HumanEval dataset, we have increased the

⁷For this task, we defined an output that is accurate if and only if the set of the top k hallucinations with the highest score (set \mathcal{A}) and the set of hallucinations that actually appear in generated codes (set \mathcal{B}) are exactly the same, where $k = |\mathcal{B}|$. The highest accuracy that can be achieved by a greedy strategy is 36.11%.

TABLE II: Detailed assignment methods for R matrix and E matrix.

Categories	R-Condition ¹	R-Value ²	E-Condition ³
Intent Conflicting	/	/	<i>Length of Prompt</i> ⁴ ≥ 70
Inconsistency	<i>Lines of code</i> ≤ 3	1	/
Repetition	<i>Lines of code</i> ≥ 8 <i>Similarity</i> ≥ 50	1 1	empty "input" field
Knowledge Conflicting	<i>Lines of code</i> ≥ 8 code contains an <code>import</code> statement	1 5	/
Dead Code	<i>Lines of code</i> ≥ 4	1	/

¹ If the condition is true, the corresponding value in the R matrix is taken as **R-Value** in the table, otherwise it is 0.

² If a data simultaneously satisfies multiple **R-Condition** in a category, take the larger **R-Value**.

³ If the condition is true, the corresponding value in the E matrix is set to 1, otherwise it is 0.

⁴ All italicized variables in the table are features from Table I.

weight of the HumanEval dataset generated code hallucination ratio. In addition to these, we also considered some other constraints, and the final programming model is shown in Equation 2, 3.

$$\max z = \sum_{i=1}^n \sum_{j=1}^5 X_{ij}(S_{ij} + R_{ij}) \quad (2)$$

$$s.t. \begin{cases} \sum_{j=1}^5 X_{ij} = 1, & i = 1, 2, \dots, n \\ \sum_{i=1}^n X_{ij} = c_j, & j = 1, 2, 3, 4, 5 \\ \sum_{j=1}^5 X_{ij}E_{ij} = 0, & i = 1, 2, \dots, n \end{cases} \quad (3)$$

$X_{ij} \in \{0, 1\}^{n \times 5}$, $i = 1, 2, \dots, n, j = 1, 2, 3, 4, 5$, where n is the number of codes to be allocated. $X_{ij} = 1$ indicates that the i -th code is assigned to the j -th hallucination type, otherwise it is 0. S is the score matrix obtained from the previous scoring model; R is the "recommendation matrix", which is a supplement to S ; The first constraint in equation 3 ensures each data is allocated one specific hallucination. Regarding the second constraint, c is the capacity vector obtained by multiplying n by the proportion of each hallucination in the labeled code, which guarantees that the allocation of hallucination types aligns consistently with our prior manual analysis of their distribution. Finally, the last constraint, E is the "exclusion matrix", where $E_{ij} = 1$ indicates that the i -th code cannot be assigned to the j -th hallucination type, this constraint ensures the allocation adheres to our predefined exclusion rules, preventing any violations. The R matrix and E matrix are both acquired through heuristic methods as presented in Table II. For the three constraints in equation 3, restrictions are placed from top to bottom on the number of each hallucination type allocated to each code, the number of all hallucination types allocated to each code, the total number of codes allocated to each hallucination type, and the hallucination types that cannot be allocated to each code. The ultimate optimization goal is to maximize the sum of all code scores (including the base score in S and the recommendation score in R) after allocation.

C. Hallucination generation

After allocating the hallucination type for each data, we can generate the hallucinated code for the corresponding category

of hallucination. Given that each of the 5 hallucination categories corresponds to multiple subcategories (generative approaches), for each subcategory, we have designed corresponding instruction-based and/or heuristic rule-based approaches to produce hallucinated code, as demonstrated in Table III. The last column presents the number of generated samples for each category, ensuring that it aligns with our prior manual analysis of their distribution.

1) Instruction-based approach:

Due to the proficiency of LLMs in understanding intent and generating diverse code, we prioritize using ChatGPT [29] to produce hallucinated samples by designing corresponding instructions for most subcategories.

Pre-processing. Initially, we remove comments from the correct code as we have observed that the presence of comments in the input code leads LLM to prioritize following the content of the comments over adhering to our instructions. Additionally, we have retained specific information from the correct code, such as the function name, the presence of print statements in the code, and any unused variables. These details will be utilized during the post-processing phase. It is worth mentioning that we also extracted all user-defined identifiers from the filtered data and acquired an identifier set of 6,858, which will be utilized in the post-processing stage of both instruction-based and heuristic rule-based approaches.

Prompt Design. We designed a unified prompt structure for generating various instructions, as shown in Figure 2. The prompt starts with the problem-and-solution pair along with a leading introduction, followed by specific instructions based on the type of hallucination to be generated and several necessary restrictions, and concludes by briefly restating the task that LLM is expected to fulfill. The purple content varies when generating different hallucinations, and other contents may also vary accordingly. For instance, in the case of the *overall logic conflict* hallucination, our approach involves commanding LLM to generate a new problem similar to the original but with significant differences, followed by providing an answer code for the new problem. Thus, there is no need to provide a solution to the original problem in this context, and the blue and yellow parts need corresponding adjustments. In another example, for the *redundant logic* hallucination, the

TABLE III: Overview of code generation approaches for different types of hallucinations.

Categories	Subcategories	Approaches		Models		Amount
		instruction-based	heuristic rule-based	gpt-3.5-turbo	gpt-4	
Intent Conflicting	overall semantic conflict	✓		✓		1155
	local semantic conflict	✓		✓		674
Inconsistency	*	✓		✓		1810
Repetition	Repeat Context in input		✓			401
	Minor repetition in code	✓	✓	✓		181
	“Infinite” repetition in code		✓(2) ¹			400
Knowledge Conflicting	Use wrong identifier		✓			243
	Library related	✓		✓	✓	614
Dead Code	Redundant logic	✓			✓	66
	Invalid content		✓			119

¹ Two heuristic rule-based approaches are used to generate hallucinations in this subcategory.

phrase “don’t have to guarantee” in the yellow part will be replaced with “should guarantee”, because, by definition, such a hallucination will not affect the functionality of the code. Besides, it is worth noting that the instructions in the purple section can be further divided into the method and example segments for some hallucination types.

```

Here is a Python problem and its correct solution code:
<problem>:
"""
Create a visualization in Matplotlib to display sales figures over the last 6 months.
"""
<solution code>:
"""
import matplotlib.pyplot as plt
import numpy as np
months = ['Jan', 'Feb', 'Mar', 'Apr', 'May', 'Jun']
sales = [40000, 42000, 46000, 50000, 60000, 63000]
fig, ax = plt.subplots()
ax.plot(months, sales, marker='o')
ax.set_title('Monthly Sales')
ax.set_xlabel('Month')
ax.set_ylabel('Sales ($)')
ax.set_ylim(0, max(sales) + 5000)
plt.show()
"""
Please introduce some library method related errors into the code, such as an
irrelevant call to other method in this library.
Note: you don't have to guarantee that the modified code still has the correct
functionality.
Now please output the code that meets the requirements above.

```

Fig. 2: Example prompt for generating hallucinatory code. The blue text serves as the lead-in for the task. The red text describes a Python problem; The green text displays a solution to this problem; The purple text allows the LLM to generate hallucinatory code by providing specific behavioral instruction, which can be further divided into method section and example section; The yellow text is some additional restrictions or tips; The orange text at the end reiterated the task that the LLM should complete.

The prompts we utilize for different instruction-based approaches are shown in Figure 3, 4, 5, 6, 7, 8. The white background text in the purple section displays all the choices for the example segment. In actual generation, we randomly or according to rules choose one of them. The reason for

this design is that under certain approaches, the hallucination patterns generated by LLM are too singular, or LLM is prone to misunderstandings of instructions, so different examples need to be provided for LLM reference. However, if all examples are placed in one prompt at the same time, LLM tends to only focus on one fixed example, which cannot achieve the effect of increasing diversity.

```

Here is a Python problem:
<problem>:
"""
Write a function that checks if a give number is even or odd.
"""
Please provide a new problem that is related to some keywords mentioned above
but introduces new keywords with major logical differences, and provide the
implementation code for the new problem.
Note: the implementation code should be wrapped in "```.
Note: You should use a function to solve the new problem.
Now please output the code that meets the requirements above.

```

Fig. 3: Example prompt for *Intent Conflicting-overall semantic conflict*.

We use OpenAI’s gpt-3.5-turbo and gpt-4 models for instruction-based hallucinatory code generation. To optimize costs, we prioritize the gpt-3.5-turbo and only opt for the gpt-4 when the generative performance of gpt-3.5-turbo is inadequate. The detailed model selection can be found in Table III. For each problem, LLM initially generates 5 hallucinated codes with temperature sampling, and then we filter out any abnormal codes based on their similarity to the reference code, and ultimately retain one hallucinated code.

Subsequently, we employ heuristic methods to process and filter the code to enhance the quality of the code. For codes generated by instruction-based approaches, we need to perform a final step of processing. In previous generation attempts, we found that sometimes the code generated by LLM is completely independent of the original code. Meanwhile, for some hallucination patterns, there should be significant differences from the original code, but sometimes the actual generation of LLM makes very small changes to the original code, or even completely identical to the original code. The commonality of these anomaly generation is the extreme similarity with the original code. Therefore, we choose to remove them based

```

Here is a Python problem and its correct solution code:
<problem>:
"""
Write a function to find the number of distinct states in a given matrix.
matrix = [[1, 0, 0],
          [1, 0, 1],
          [1, 1, 1]]
"""
<solution code>:
"""
def find_num_distinct_states(matrix):
    states = set()
    for row in matrix:
        state = "".join([str(x) for x in row])
        states.add(state)
    return len(states)
"""
Please introduce some statements or logic completely unrelated to the problem into the code.
Note: Do not introduce print statements, dead code, or statements that do not affect the return value.
Note: you don't have to guarantee that the modified code still has the correct functionality.
Now please output the code that meets the requirements above.

```

Fig. 4: Example prompt for *Intent Conflicting-local semantic conflict*.

```

Here is a Python problem and its correct solution code:
<problem>:
"""
Write a function that checks if a string is a palindrome or not.
string = "ana"
"""
<solution code>:
"""
def is_palindrome(string):
    rev = "".join(reversed(string))
    if rev == string:
        return True
    else:
        return False
"""
Please introduce some small logical errors(not grammar errors) into the code(but must be related to the problem), such as expression error / expression error or variable usage error / add a branch / constant error / branch condition error / remove a branch / remove an assignment statement / add a control flow statement(i.e. break or continue) / remove a control flow statement(i.e. break or continue).
Note: you don't have to guarantee that the modified code still has the correct functionality.
Now please output the code that meets the requirements above.

```

Fig. 5: Example prompt for *Context Deviation-Inconsistency*.

on similarity. To visually observe the similarity distribution between the code generated by different approaches and the original code, we plotted a histogram as shown in Figure 9.

To enhance the quality of the generated code, we employ a series of heuristic methods to process and filter it. Initially, the generated code frequently includes comments inserted by LLM, indicating potential hallucinations. Therefore, in order to prevent future reliance on the comment content when utilizing our benchmark, we have eliminated all comments from the generated code. Secondly, when we request LLM to generate code with local logic conflicts, LLM might incorrectly identify a new print statement as a hallucination, even if the original code does not include a print statement (indicating that the

```

Here is a Python problem and its correct solution code:
<problem>:
"""
Write a code to sort the following array in increasing order.
[10, 2, 7, 8, 32, 4]
"""
<solution code>:
"""
arr = [10, 2, 7, 8, 32, 4]
for i in range(1, len(arr)):
    key = arr[i]
    j = i-1
    while j >= 0 and key < arr[j] :
        arr[j + 1] = arr[j]
        j -= 1
    arr[j + 1] = key
print(arr)
"""
Please introduce duplicate statements/code blocks into the code (there can be slight differences between two duplicate statements).
Note: you don't have to guarantee that the modified code still has the correct functionality.
Now please output the code that meets the requirements above.

```

Fig. 6: Example prompt for *Context Deviation-Repetition*.

```

Here is a Python problem and its correct solution code:
<problem>:
"""
Create a visualization in Matplotlib to display sales figures over the last 6 months.
"""
<solution code>:
"""
import matplotlib.pyplot as plt
import numpy as np
months = ['Jan', 'Feb', 'Mar', 'Apr', 'May', 'Jun']
sales = [40000, 42000, 46000, 50000, 60000, 63000]
fig, ax = plt.subplots()
ax.plot(months, sales, marker='o')
ax.set_title('Monthly Sales')
ax.set_xlabel('Month')
ax.set_ylabel('Sales ($)')
ax.set_ylim(0, max(sales) + 5000)
plt.show()
"""
Please introduce some library method related errors into the code, such as missing parameter(s) / incorrect parameter(s) / an irrelevant call to other method in this library / incorrect library method selection.
Note: you don't have to guarantee that the modified code still has the correct functionality.
Now please output the code that meets the requirements above.

```

Fig. 7: Example prompt for *Knowledge Conflicting*.

code is not reliant on Standard I/O, thus the new print statement will not inherently cause a logical conflict). Therefore, we filter this type of generated code. Thirdly, as mentioned in the pre-processing section, we recorded all unused variables in the original code. For the generated code, we also obtain all its unused variables and compare them with the original code. If the hallucination pattern to be generated is not *redundant logic* and new unused variables appear, we discard the generated code. Fourthly, in cases where the original code relies on a function call, we will substitute any LLM-modified function names in the generated code with their original counterparts. The objective of this process is to ensure the accuracy of the function names in the generated code, thereby directing future models using this benchmark for fine-tuning to prioritize the

```

Here is a Python problem and its correct solution code:
<problem>:
"""
Create a function that takes an array as an argument and returns the sum of all the
elements in the array.
arr = [1, 2, 3, 4, 5]
"""
<solution code>:
...
def arraySum(arr):
    total = 0
    for num in arr:
        total += num
    return total
...
Please introduce a redundant statement into the code, such as build an expression
using certain variables/constants in the code and then assign it to a variable that
will not be used later / perform an identity transformation on a variable.
Note: you should guarantee that the modified code still has the correct functionality.
Now please output the code that meets the requirements above.

```

Fig. 8: Example prompt for *Context Deviation-Dead Code*.

function’s content rather than its name. Finally, some “bad” variable names may appear in the generated code, such as “unused_xxx”, “redundant_xxx”. We used the identifier set mentioned in pre-processing section to replace these variable names.

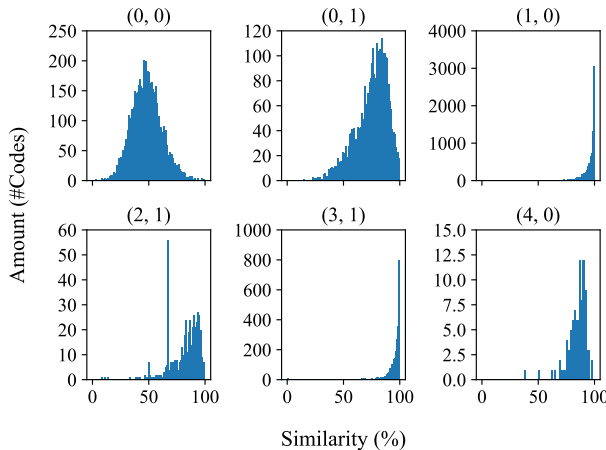


Fig. 9: Similarity distribution between codes generated by LLM and the original code under each instruction-based approach. The two digits in each subgraph title represent the corresponding category and subcategory index of the approaches in Table III.

From the figure, it is easy to see that the similarity distributions of the 1, 2, 4, and 6-th instruction-based approaches are relatively similar to a axisymmetric distribution, while the distributions of the remaining two approaches are similar to an inverse proportional function, with the closer to 100% similarity, the more codes are distributed. Therefore, we adopted two different strategies for filtering abnormal data according to the distribution pattern of similarity. For the pattern of “axisymmetric distribution”, we filtered out 5% of the codes with the highest and lowest similarity, respectively, while for

the “inverse proportional function distribution”, only 5% of the codes with the lowest similarity was removed. After filtering, we randomly select one of the remaining generated codes as the final hallucinatory code.

2) Heuristic rule-based approach:

Some types of hallucinations are not suitable for LLM to generate, as demonstrated by the following two situations: (1) The hallucination pattern itself is relatively simple and can be easily generated heuristically; (2) LLM fails to accurately grasp the intention of prompt, resulting in the inability to generate expected hallucinatory code. Therefore, as a supplement to instruction-based approaches, we designed several heuristic rules for these types of hallucinations as shown in Table III.

For the first two subcategories in the *repetitive pattern*, our strategy is to randomly copy a piece of code context as output, and repeat the last function in the correct code 1-2 times as output. For the last subcategory, which is ‘infinite’ repetition, we repeat the last function of a portion of the correct code more than 10 times as output, and the other portion of the correct code is randomly truncated by line to obtain a prefix. Then, we repeat a random suffix of this prefix more than 10 times to obtain the hallucinatory code. All the above repeated fragments will be slightly modified in a certain proportion. Similarly, the hallucination pattern of *invalid content* is generated by randomly selecting a prefix on a random line of correct code. As for *use wrong identifier*, we have once again used the set of identifiers mentioned in the pre-processing section. Specifically, we start by randomly selecting an identifier that is both defined and used in the correct code, and then find another identifier with the highest similarity⁸ in the set to replace it (only replacing one of the occurrences of the identifier).

V. Evaluation

Prompt Design

The prompt used for the hallucination evaluation is divided into three sections: Objective, Categories of Code Hallucinations, and Task.

Objective describes the role (code hallucination recognizer) and the task of the LLM.

Objective: Your role is to act as a code hallucination recognizer. Your task is as follows: I will present you with a passage consisting of a question, an input, and an answer. The question poses a programming problem, and the input is some preconditions for the question this programming problem, such as variable definitions, constant definitions, etc., and the answer is a code snippet that may potentially contain a hallucination attempting to solve this problem.

Hallucination Categories provide descriptions and examples of five primary hallucinations (hall_type0 to hall_type4), based on our previous study in Section III. This section serves as a guide for LLMs to identify and understand potential

⁸Use the Levenshtein distance algorithm.

code hallucinations. Take hall_type0 (Intent Conflicting) as an example:

```
hall_type0. Intent Conflicting: Assess if the answer is less relevant to the question. This includes conflicts in organizing logic, such as an overall function that significantly deviates from the question without fulfilling its explicit function, or local logic conflicts with certain statements or logic less relevant to the question. Example:“question: Create a while loop to print all elements of an array.input:arr = [1, 2, 3, 4, 5] answer: arr = [1, 2, 3, 4, 5]\n i = 0\n while i < len(arr):\n if arr[i] % 2 != 0:\n print(arr[i])\n i += 1 ”
```

Task describes the specific task and output format for hallucination recognition as well as mitigation. Given that Codellama-7b-instruct and DeepSeek-Coder-7b-instruct models are essentially incapable of mitigating hallucinations, the evaluation of the hallucination mitigation mainly focuses on ChatGPT. Thus, for CodeLlama and DeepSeek-Coder, we only ask them to recognize the hallucination with the following prompt:

```
Task: Your task is to answer me with “Yes” or “No” whether the “answer” contains a code hallucination based on the previously mentioned hall_types. If the “answer” contains a code hallucination based on the previously mentioned hall_types, respond me only with “Yes” and the number of its hall_type. If not, you just respond “No”. This is the format of your answer: “Yes, 0 (1,2,3,4)” or “No”.Now evaluate the following passage and give me your answer:
```

For ChatGPT, we include the following sentences (highlighted in bold) in the Task prompt to request an additional effort in eliminating hallucinatory code if it appears in the response:

```
Task: ... If the “answer” contains a code hallucination based on the previously mentioned hall_types, respond me with “Yes” and the number of its hall_type. Then, respond the hallucination-free code after you modify the “answer” to remove its hallucination. Your response format is: “Yes, 1 (the number of its hall_type). Right answer: (the hallucination-free code after you modify the “answer” to remove its hallucination).” If not, ...
```