

R²-Tuning: Efficient Image-to-Video Transfer Learning for Video Temporal Grounding

Ye Liu^{1*}, Jixuan He^{2*}, Wanhua Li³, Junsik Kim³, Donglai Wei⁴,
Hanspeter Pfister³, and Chang Wen Chen¹

¹ The Hong Kong Polytechnic University ² Tsinghua University

³ Harvard University ⁴ Boston College

coco.ye.liu@connect.polyu.hk he-jx19@mails.tsinghua.edu.cn
wanhua@seas.harvard.edu mibastro@gmail.com donglai.wei@bc.edu
pfister@seas.harvard.edu changwen.chen@polyu.edu.hk

Abstract. Video temporal grounding (VTG) is a fine-grained video understanding problem that aims to ground relevant clips in untrimmed videos given natural language queries. Most existing VTG models are built upon frame-wise final-layer CLIP features, aided by additional temporal backbones (*e.g.*, SlowFast) with sophisticated temporal reasoning mechanisms. In this work, we claim that CLIP itself already shows great potential for fine-grained spatial-temporal modeling, as each layer offers distinct yet useful information under different granularity levels. Motivated by this, we propose Reversed Recurrent Tuning (R²-Tuning), a parameter- and memory-efficient transfer learning framework for video temporal grounding. Our method learns a lightweight R² Block containing only 1.5% of the total parameters to perform progressive spatial-temporal modeling. Starting from the last layer of CLIP, R² Block recurrently aggregates spatial features from earlier layers, then refines temporal correlation conditioning on the given query, resulting in a coarse-to-fine scheme. R²-Tuning achieves state-of-the-art performance across three VTG tasks (*i.e.*, moment retrieval, highlight detection, and video summarization) on six public benchmarks (*i.e.*, QVHighlights, Charades-STA, Ego4D-NLQ, TACoS, YouTube Highlights, and TVSum) even without the additional backbone, demonstrating the significance and effectiveness of the proposed scheme. Our code is available at <https://github.com/yeliudev/R2-Tuning>.

Keywords: Video Temporal Grounding · Transfer Learning · CLIP

1 Introduction

Video is becoming the major content media in our daily lives. The variety of video domains has extended beyond daily activities [5, 25] but broader scenes such as egocentric [11] and surveillance [64]. They maintain large information

* Work done at Harvard University.

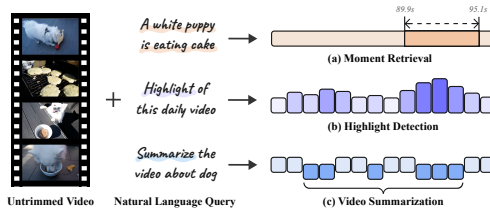


Fig. 1: Video temporal grounding (VTG) contains three video-language understanding problems, *i.e.*, moment retrieval (MR), highlight detection (HD), and video summarization (VS).

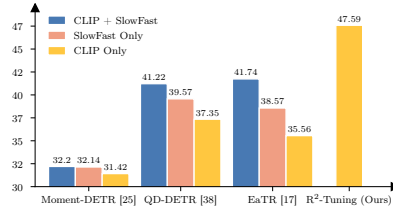


Fig. 2: Moment retrieval mAP with different backbones on QVHighlights val split. CLIP’s potential of temporal modeling was not fully exploited.

capacities within multi-granularities, and thus can convey both high-level context and low-level details effectively.

In the content production and consumption industry, such a flourishing is accompanied by the increasing demand for browsing untrimmed videos efficiently with different user interests. This derives the topic of video temporal grounding (VTG) [29], which is a fine-grained video-language understanding problem aiming to ground video clips conditioning on natural language queries. As shown in Figure 1, VTG can be disentangled into three tasks based on different output formats, *i.e.*, moment retrieval (MR) [10, 11, 25, 34] for regressing start-end timestamps, highlight detection (HD) [25, 52] for predicting frame-level saliency curves, and video summarization (VS) [2, 12, 50] for classifying disjoint shots.

Encouraged by the recent success in adopting vision-language models (VLMs) for video understanding [4, 16, 21, 31, 35, 39], most existing VTG methods [17, 25, 34, 37, 38, 51, 60] are built upon frame-wise final-layer features from CLIP [44]. However, due to CLIP’s misaligned pre-training objective (image-text contrast), these methods fail to capture temporal correlations well. As a feasible compromise, an additional backbone (*e.g.*, SlowFast [9]) is incorporated to complement the temporal information, followed by carefully designed modules such as text-guided queries [34], dynamic anchors [38], and event reasoning [17].

We refer to the paradigm above as a *post-processing* scheme (shown in Figure. 3 (a)), whereas two natural drawbacks exist due to the sub-optimal design. First, leveraging two backbones with similar capabilities is unintuitive and inefficient during inference. A single model with both vision-text alignment and spatial-temporal modeling abilities is more preferred. Second, queries for VTG could be of different granularities from coarse (*e.g.*, *the family is traveling*) to fine (*e.g.*, *when did I take the golf club from the man with white hair*). Leveraging only frame-wise & final-layer features is not granularity flexible, as it would focus more on high-level scene transitions while overlooking low-level details. Preliminary experiments in Figure 2 also demonstrate that the potential of spatial-temporal modeling for CLIP is not fully exploited by existing methods. Some recent works [16, 21, 61] tried to tackle the first problem by fine-tuning (part of) the CLIP encoders (Figure 3 (b) and (c)), but they are all inefficient in terms of data, learnable parameters, or memory.

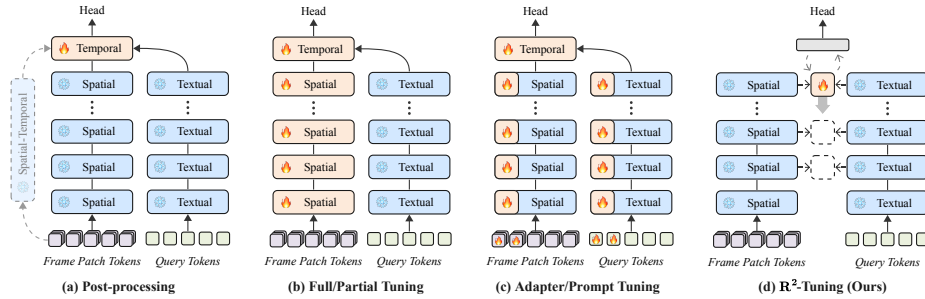


Fig. 3: Different architectural designs for CLIP-based image-to-video transfer learning. The gray rectangle in (d) denotes the progressively refined spatial-temporal features. In-depth discussions are conducted in Sec. 1 and Sec. B.

This paper intends to answer the research question: *how to efficiently transfer an image-language foundation model to video temporal grounding?* We consider the above question by exploring two aspects: *efficiency* and *granularity flexibility*. To address these issues, a novel image-to-video transfer learning framework called Reversed Recurrent Tuning (R^2 -Tuning) is proposed for fine-grained understanding on untrimmed videos. Our insight is that multi-layer CLIP features offer distinct yet useful information, while their integration should be tailored to the downstream task. As illustrated in Figure 3 (d), based on a frozen CLIP [44], our method learns a side-block (R^2 Block) containing only 1.5% of the total parameters to perform spatial-temporal modeling. R^2 Block is recurrently attached to the last few layers of CLIP encoders from back to front, performing *query-modulated spatial pooling* and *recurrent temporal refinement* from coarse to fine. Aside from the new architecture, we also introduce video-level and layer-wise constraints to calibrate the granularities of visual and text encoders. During training, gradient flows do not pass through the CLIP encoders, thus our scheme is both parameter- and memory-efficient. It is also granularity-flexible as R^2 Block can adaptively control the spatial pooling strategy conditioning on queries.

We conduct extensive experiments across three VTG tasks on six public benchmarks, including QVHighlights [25], Ego4D-NLQ [11], Charades-STA [10], TACoS [10], YouTube Highlights [52], and TVSum [50]. Without bells and whistles, R^2 -Tuning achieves more than +3 MR mAP gain on QVHighlights **test** split compared with $4\times$ heavier counterparts [37] with additional temporal backbones and carefully designed post-processing modules. Further analysis also shows that our method can better handle multi-granularity information. Overall, our contributions are summarized as: (1) We introduced R^2 -Tuning, a novel image-to-video transfer learning framework tailored for video temporal grounding. (2) We designed two effective strategies, *i.e.*, *query-modulated spatial pooling* and *recurrent temporal refinement*, to model spatial-temporal information from coarse to fine. (3) To calibrate the granularities of CLIP visual and text encoders, we further introduce video-level and layer-wise contrastive constraints to distill distinct information from each layer. (4) Extensive experiments across

three tasks on six benchmarks demonstrate the significance and effectiveness of R²-Tuning.

2 Related Work

CLIP for Video Understanding With powerful transfer learning abilities, CLIP [44] has been widely used for many image-language tasks [20, 32], and how to extend them to video understanding is an emerging and crucial research topic. Early attempts have been made to transfer CLIP to trimmed videos for action recognition [31, 39, 45] and video-text retrieval [4, 16, 21, 35]. Specifically, Efficient-Prompt [21] introduces learnable prompt tokens to the text encoder, and ViFi-CLIP [45] further adopts learnable prompts at the visual encoder. Other works also tried to learn external modules designed for temporal modeling. EVL [31] proposes a temporal decoder in parallel with the main network. CLIP4Clip [35] investigated multiple temporal fusion strategies for video frames. Nevertheless, how to effectively transfer CLIP to untrimmed videos remains unexplored. To our best knowledge, R²-Tuning is the first solution for fine-grained video understanding with image-text pre-trained models.

Video Temporal Grounding Video temporal grounding (VTG) [29] is a bundle of video understanding problems including moment retrieval (MR) [10, 17, 25, 34, 38, 60, 61], highlight detection (HD) [3, 15, 52, 59], and video summarization (VS) [12, 50]. Although these tasks are closely related, they have not been jointly studied until recently. QVHighlights [25] is the first dataset that supports both MR and HD, breaking the moment distribution bias in previous MR datasets [10, 46]. The authors also proposed Moment-DETR, a strong baseline method for MR/HD. Most following works were built upon the Moment-DETR framework with specially designed modules. Notably, UMT [34] tackles flexible MR and HD through a unified multi-modal architecture. QD-DETR [38] benefits from query-dependent video representations and dynamic anchors. EaTR [17] incorporates moment reasoning to provide reliable referential search areas for moment queries. Nevertheless, their design space is still within pre-extracted CLIP [44] and SlowFast [9] features. A recent work [61] revealed the possibility of fine-tuning CLIP for MR, while their solution (post pre-training) is extremely resource-consuming. Compared with existing works, R²-Tuning can effectively learn strong temporal modeling abilities without any pre-training on videos.

Parameter-Efficient Transfer Learning Foundation models [44, 54] have achieved remarkable successes in vision and language understanding. Efforts have been made to efficiently transfer knowledge from these models to new scenarios. One line of research is to conduct context-based tuning (*e.g.*, prompt-tuning [18, 68, 69]), which does not modify the model architectures but incorporates learnable embeddings in the inputs. Another paradigm is introducing an extra lightweight adapter to the original model, and keeping the rest of the parameters frozen [41]. Recent works also consider memory-efficient transfer learning

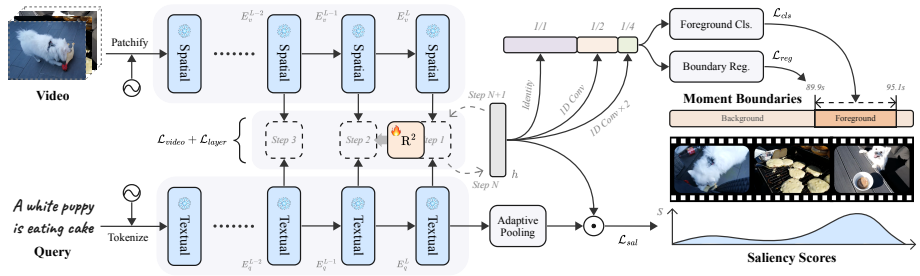


Fig. 4: Overall architecture of our framework. The input video and query are first encoded by frozen CLIP [44] encoders. Their multi-layer outputs are then recurrently fused and refined by a learnable R^2 Block to construct spatial-temporal representations h , which would be scaled up/down to construct a temporal feature pyramid, followed by three heads for MR, HD, and VS, respectively.

(METL) that introduces parameters whose gradient flows do not go through the main model [31, 43, 53]. R^2 -Tuning is also a METL framework, where we adopt a novel recurrent tuning strategy to ensure parameter- and memory-efficient.

3 Methodology

3.1 Problem Formulation

Given a video $V = \{v_i\}_{i=1}^T$ and a natural language query $Q = \{q_i\}_{i=1}^L$, where T and L are the numbers of video frames and text tokens, VTG aims to densely predict a set of labels (b_i, s_i, f_i) for each frame, defined as follows:

- **Moment Retrieval** is to find the most relevant moments (*i.e.* sets of consecutive frames) in V according to Q , so that $b_i = [b_i^s, b_i^e] \in \mathbb{R}^2$ represents the temporal displacements from frame v_i to the start and end timestamps of the nearest target moment.
- **Highlight Detection** requires estimating frame-level relevancies between V and Q , thus $s_i \in [0, 1]$ is a continuous saliency score denoting to what extent frame v_i is semantically aligned with Q .
- **Video Summarization** aims to select a subset of video frames according to Q to form a concise summary, therefore, $f_i \in \{0, 1\}$ is a binary score indicating whether frame v_i belongs to the summary.

3.2 Overview

Figure 4 shows an overview of the proposed framework. Our model derives from a pre-trained and frozen CLIP [44] with ViT [7] backbone, which has a two-stream architecture for spatial and textual encoding, respectively. A learnable R^2 block is iteratively attached to the last K encoder layers to refine the temporal

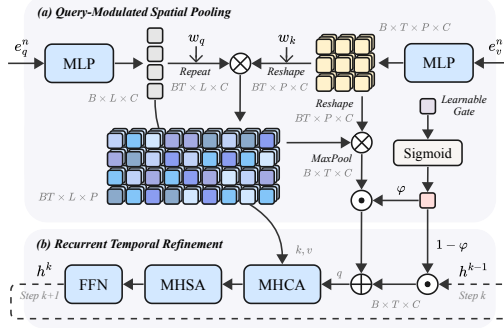


Fig. 5: Detailed architecture of the R^2 Block. It can be split into two parts: a) *query-modulated spatial pooling*, and b) *recurrent temporal refinement*. Note that the [CLS] tokens of visual features are omitted for clarity.

correlation. The resulting features are then scaled up/down to build a feature pyramid, followed by three heads to decode the task-specific predictions.

Specifically, the input video V and query Q are first tokenized into frame patches and word tokens, then sent into the visual encoder E_v and query encoder E_q . The encoded visual and textual features can be denoted as $e_v \in \mathbb{R}^{B \times N \times T \times (P+1) \times D_v}$ and $e_q \in \mathbb{R}^{B \times N \times L \times D_q}$, where B , N , T , P , L , D_v and D_q indicate batch size, number of encoder layers, number of video frames, number of patches per frame, number of query tokens, and the dimensions of visual/query features, respectively. These features are recurrently fused and refined by R^2 block to construct spatial-temporal features $h \in \mathbb{R}^{B \times T \times C}$, in which each token preserves the C -dimensional features for a frame. This process will be introduced in detail in Section. 3.3.

3.3 Reversed Recurrent Tuning

Given pre-trained visual and query encoders, existing works [17, 25, 29, 34, 38] merely take features from the last hidden layer, which is sub-optimal due to the limited information. In this work, we propose R^2 -Tuning to exploit the potential of spatial-temporal modeling based on multi-layer CLIP features. Our scheme learns a lightweight R^2 Block which maintains a zero-initialized hidden state $h \in \mathbb{R}^{B \times T \times C}$ as frame-level spatial-temporal features. The R^2 Block is recurrently attached to the last K layers of CLIP encoders from back to front to refine the hidden state h for K steps, with each step defined as follows:

$$h^k = \mathcal{F}_\theta(e_v^n, e_q^n, h^{k-1}) \quad (1)$$

Here, \mathcal{F}_θ is the refinement operation parameterized by θ . $k \in [1, K]$ is the index of current step. $n = N - k + 1$ denotes the CLIP layer index for step k , thus e_v^n and e_q^n are visual and query features from the n -th CLIP encoder layer. The refinement operation \mathcal{F}_θ can be decomposed into two parts: 1) *query-modulated*

spatial pooling, and 2) *recurrent temporal refinement*. Details are discussed as follows.

Query-Modulated Spatial Pooling Figure 5 (a) presents the data flow of query-modulated spatial pooling. The goal of this process is to adaptively pool spatial features from patch-level representations e_v^n to a single token e_{pool}^n conditioning on the query e_q^n . We first adopt two separate MLPs to map e_v^n and e_q^n into the same space:

$$\hat{e}_v^n = \text{MLP}(e_v^n) \in \mathbb{R}^{B \times T \times (P+1) \times C} \quad (2)$$

$$\hat{e}_q^n = \text{MLP}(e_q^n) \in \mathbb{R}^{B \times L \times C} \quad (3)$$

Here, C is the reduced hidden size. We further align the shape of \hat{e}_v^n and \hat{e}_q^n by merging dimension T into B and repeat \hat{e}_q^n for T times in an interleaved style, resulting $\hat{e}_v^n \in \mathbb{R}^{(B \times T) \times (P+1) \times C}$ and $\hat{e}_q^n \in \mathbb{R}^{(B \times T) \times L \times C}$. Then, we compute the similarities for each patch-token pair using Embedded Gaussian function [55] with normalization:

$$a = \text{softmax}\left(\frac{(w_q \hat{e}_q^n)^\top w_v \hat{e}_v^n}{\sqrt{C}}\right) \in \mathbb{R}^{(B \times T) \times L \times P} \quad (4)$$

Here, w_v and w_q are learnable matrices for projecting features. We then multiply the similarities a with visual features \hat{e}_v^n to pool them into each token, such that tokens can interact with patches independently. After that, a max pooling along the L dimension is applied:

$$e_{token}^n = \text{MaxPooling}(a \hat{e}_v^n + \hat{e}_q^n) \in \mathbb{R}^{B \times T \times C} \quad (5)$$

Here, \hat{e}_q^n serves as residuals [14] to stabilize training. Our visualizations in Figure 8 show that this strategy can guide the model to focus more on query-related regions. Finally, we combine e_{token}^n with the [CLS] token to generate query-modulated spatial features:

$$e_{pool}^n = e_v^{n,0} + g^k \cdot e_{token}^n \in \mathbb{R}^{B \times T \times C} \quad (6)$$

Here, $g^k \in (-1, 1)$ is a zero-initialized learnable gate for step k constrained by Tanh. We allow negative values here to remove useless information from [CLS] tokens. e_{pool}^n is then used to model temporal correlations and are refined in a recurrent manner.

Recurrent Temporal Refinement Figure 5 (b) displays the flow of recurrent temporal refinement. Specifically, the pooled visual features e_{pool}^n is first fused with the hidden state h^{k-1} from the previous step:

$$\hat{h}^{k-1} = \varphi^k \cdot e_{pool}^n + (1 - \varphi^k) \cdot h^{k-1} \quad (7)$$

where $\varphi^k \in (0, 1)$ is the learnable gate for step k . Then, we adopt a sequence of standard multi-head cross-attention (\hat{e}_q^n as k, v), multi-head self-attention, followed by a feed-forward network [55] to update the hidden state:

$$h^k = \text{FFN}(\text{MHSA}(\text{MHCA}(\hat{h}^{k-1}, \hat{e}_q^n))) \quad (8)$$

For each block, we adopt DropPath [24] with $p = 0.1$ to prevent overfitting. The query features \hat{e}_q^n are utilized both in spatial and temporal modeling as guidance.

Granularity Calibration The refinement process above is based on the assumption that visual and query features from the same layer of CLIP [44] are well aligned at the same granularity level. However, this cannot be guaranteed as the two encoders are learned in isolation during pre-training. Therefore, we need to add manual constraints to calibrate their granularities.

We apply a *video-level constraint* and a *layer-wise constraint* by designing two contrastive losses. We first denote $e_v^0 \in \mathbb{R}^{B \times K \times T \times C}$ as the features of K [CLS] tokens from Eq. 6. Then, we select all positive frames (*i.e.*, frames within $[b_i^s, b_i^e]$ or with s_i or f_i higher than a threshold) from e_v^0 and perform average pooling to obtain video-level representations $\tilde{e}_v \in \mathbb{R}^{B \times K \times C}$.

$$\tilde{e}_v = \text{AvgPool}(\{e_v^{0,i}\}_{i \in \Omega}) \quad (9)$$

Here, Ω is the set of positive frame indices. To obtain query-level representations $\tilde{e}_q \in \mathbb{R}^{B \times K \times C}$, a token-wise adaptive pooling is applied following previous work [29]. We adopt InfoNCE loss [40] along two dimensions to calculate the video-level and layer-wise constraints:

$$\mathcal{L}_{video} = \lambda_{video} \frac{1}{B} \sum_{b \in B} \text{InfoNCE}(\tilde{e}_v^b, \tilde{e}_q^b) \quad (10)$$

$$\mathcal{L}_{layer} = \lambda_{layer} \frac{1}{K} \sum_{k \in K} \text{InfoNCE}(\tilde{e}_v^k, \tilde{e}_q^k) \quad (11)$$

Here, \mathcal{L}_{video} performs contrast among samples in the same batch (diversifying features are diverse among moment-query pairs), and averages the loss across K layers. \mathcal{L}_{layer} performs contrast among layers and averages across the batch. λ_{video} and λ_{layer} serve as re-weighting terms for the losses. A fixed temperature parameter of 0.07 is used.

3.4 Prediction Heads

After refining spatial-temporal features h , a temporal feature pyramid is constructed by applying 1D convolutions with *stride* = 2 on h . The number of convolutions used for each level is subjected to $l - 1$, where l is the level index starting from 1. We concatenate features from all levels by the temporal dimension to form \hat{h} and predict once in all heads. Following a similar but simplified design from [29], we adopt three heads for video temporal grounding, described in detail as follows.

Table 1: Video moment retrieval (MR) and highlight detection (HD) results on QVHighlights `test` split. Note that [17] and [29] only reported their results on `val` split. \circ and \odot are CLIP-B/32 and B/16 [44], \bullet denotes SlowFast R-50 [9], and \ominus is PANN [23] for audio features extraction. * means estimated parameters. The best and second-best metrics are marked with **bold** and underline, respectively.

Method	Backbone	Post Pre-train	MR					HD		#Params
			R1		mAP			\geq Very Good		
			@0.5	@0.7	@0.5	@0.75	Avg.	mAP	HIT@1	
BeautyThumb [49]	$\circ\circ$	\times	-	-	-	-	-	14.36	20.88	-
DVSE [33]	$\circ\circ$	\times	-	-	-	-	-	18.75	21.79	-
MCN [1]	$\circ\circ$	\times	11.41	2.72	24.94	8.22	10.67	-	-	-
CAL [8]	$\circ\circ$	\times	25.49	11.54	23.40	7.65	9.89	-	-	-
XML [26]	$\circ\circ$	\times	41.83	30.35	44.63	31.73	32.14	34.49	55.25	-
XML+ [25]	$\circ\circ$	\times	46.69	33.46	47.89	34.67	34.90	35.38	55.06	-
Moment-DETR [25]	$\circ\circ$	\times	52.89	33.02	54.82	29.40	30.73	35.69	55.60	4.8M
UMT [34]	$\circ\circ\circ$	\times	56.23	41.18	53.83	37.01	36.12	38.18	59.99	14.9M
MomentDiff [27]	$\circ\circ\circ$	\times	58.21	41.48	54.57	37.21	36.84	-	-	-
QD-DETR [38]	$\circ\circ$	\times	62.40	44.98	62.52	39.88	39.86	38.94	62.40	7.6M
MH-DETR [60]	$\circ\circ$	\times	60.05	42.48	60.75	38.13	38.38	38.22	60.51	8.2M
UniVTG [29]	$\circ\circ$	\times	58.86	40.86	57.60	35.59	35.47	38.20	60.96	41.3M
EaTR [17]	$\circ\circ$	\times	61.36	45.79	61.86	41.91	41.74	37.15	58.65	9.0M
TR-DETR [51]	$\circ\circ$	\times	64.66	48.96	63.98	43.73	42.62	39.91	63.42	7.9M
CG-DETR [37]	$\circ\circ$	\times	<u>65.43</u>	48.38	<u>64.51</u>	42.77	42.86	40.33	<u>66.21</u>	12.0M
Moment-DETR [25]	$\circ\circ$	236K ASR Cap.	59.78	40.33	60.51	35.36	36.14	37.43	60.17	4.8M
UMT [34]	$\circ\circ\circ$	236K ASR Cap.	60.83	43.26	57.33	39.12	38.08	39.12	62.39	14.9M
UniVTG [29]	$\circ\circ$	4.2M Corpus	<u>65.43</u>	50.06	64.06	<u>45.02</u>	<u>43.63</u>	<u>40.54</u>	66.28	41.3M
UnLoc [29]	\circ	650K Videos	64.50	48.80	-	-	-	-	-	87.9M*
R²-Tuning (Ours)	\circ	\times	68.03	<u>49.35</u>	69.04	47.56	46.17	40.75	64.20	2.7M

Foreground-Background Classification Given \hat{h} , a two-layer 1D convolution module with (1×3) kernels is adopted to predict \hat{f}_i for each frame. It is optimized using a focal loss [30] with $\alpha = 0.9$ and $\gamma = 2.0$:

$$\mathcal{L}_{cls} = -\lambda_{cls} \alpha (1 - \hat{f}_i)^\gamma \log(\hat{f}_i) \quad (12)$$

We find that focal loss perform better than binary cross-entropy when the numbers of foreground/background frames are severely imbalanced as noted in [29].

Boundary Regression Similar to foreground-background classification, boundary regression for moments is also realized by a two-layer 1D convolution module. The difference is that its output dimension is set to 2 instead of 1, representing the boundary displacements $[\hat{b}_i^s, \hat{b}_i^e]$ for start-end timestamps. This head is optimized by an L1 loss:

$$\mathcal{L}_{reg} = \lambda_{reg} (|b_i^s - \hat{b}_i^s| + |b_i^e - \hat{b}_i^e|) \quad (13)$$

where b_i^s and b_i^e are the ground truths. This loss is only applied to positive frames. We observe that using a single L1 loss already works better than the combination of Smooth L1 Loss and GIoU Loss as in [29].

Saliency Prediction To obtain the saliency scores \hat{s}_i for HD, we calculate the cosine similarities between the adaptive pooled query features at the last

Table 2: Video moment retrieval results on Ego4D-NLQ, Charades-STA, and TACoS datasets. \odot means using both CLIP-B/32 and SlowFast R-50 as feature extractors. \circ indicates using CLIP-B/32 only. The best and second-best metrics are marked with **bold** and underline, respectively. Our method shows significant advantages in high-quality retrievals (R@0.7) even without a video backbone.

Method	Ego4D-NLQ [11]				Charades-STA [10]				TACoS [46]			
	R@0.3	R@0.5	R@0.7	mIoU	R@0.3	R@0.5	R@0.7	mIoU	R@0.3	R@0.5	R@0.7	mIoU
\odot 2D-TAN [67]	4.33	1.83	0.60	3.39	58.76	46.02	27.50	41.25	40.01	27.99	12.92	27.22
\odot VSLNet [65]	4.54	2.40	1.01	3.54	60.30	42.69	24.14	41.58	35.54	23.54	13.15	24.99
\odot Moment-DETR [25]	4.34	1.81	0.65	3.53	65.83	52.07	30.59	45.54	37.97	24.67	11.97	25.49
\odot UniVTG [29]	7.28	<u>3.95</u>	<u>1.32</u>	<u>4.91</u>	<u>70.81</u>	<u>58.01</u>	<u>35.65</u>	<u>50.10</u>	51.44	<u>34.97</u>	<u>17.35</u>	<u>33.60</u>
\odot R²-Tuning (Ours)	<u>7.20</u>	4.49	2.12	4.94	70.91	59.78	37.02	50.86	<u>49.71</u>	38.72	25.12	35.92

refinement step \tilde{e}_q^K and each token in the spatial-temporal features h :

$$\hat{s}_i = \frac{h_i^\top \tilde{e}_q^K}{\|h_i\|_2 \|\tilde{e}_q^K\|_2} \quad (14)$$

The training objective is applied through a contrastive loss between sampled positive frames (with index $p \in P$) and the adaptively pooled query \tilde{e}_q^K :

$$\mathcal{L}_{sal} = -\lambda_{sal} \log \frac{\exp(\hat{s}_p/\tau)}{\exp(\hat{s}_p/\tau) + \sum_{i \in \Theta} \exp(\hat{s}_i/\tau)} \quad (15)$$

Here, Θ is the set of frame indices where $s_i < s_p$, and τ is a fixed temperature parameter set to 0.07.

Training & Inference The whole model is jointly optimized using a sum of the five losses mentioned above. In practice, the loss weights are set as $\lambda_{video} = 0.1$, $\lambda_{layer} = 0.1$, $\lambda_{cls} = 1.0$, $\lambda_{reg} = 0.1$, and $\lambda_{sal} = 0.1$. During inference, we form an MR prediction by combining f_i and b_i , *i.e.*, calculating the start-end timestamps from frame index i and boundary displacements $[b_i^s, b_i^e]$, while regarding f_i as the confidence. An NMS with IoU threshold $\theta_{IoU} = 0.7$ is applied to reduce duplicates. For HD and VS, we directly use the frame-level output from saliency prediction s_i .

4 Experiments

4.1 Datasets & Evaluation Metrics

We conduct experiments on six datasets covering various domains including daily vlogs & news (QVHighlights [25]), in-door scenes (TACoS [46] and Charades-STA [10]), egocentric videos (Ego4D-NLQ [11]), and sports (YouTube Highlights [52] and TVSum [50]). Note that QVFS [47] is not used due to its small scale (4 videos only). Details about the datasets are provided in Sec. C.

Table 3: Class-wise video highlight detection results (mAP) on YouTube Highlights dataset. \circ , \bullet , and \ominus denote image, video, and audio backbones, respectively.

Method	Dog	Gym.	Par.	Ska.	Ski.	Sur.	Avg.
\bullet RRAE [62]	49.0	35.0	50.0	25.0	22.0	49.0	38.3
\bullet GIFs [13]	30.8	33.5	54.0	55.4	32.8	54.1	46.4
\bullet LSVM [52]	60.0	41.0	61.0	62.0	36.0	61.0	53.6
\bullet LIM-S [58]	57.9	41.7	67.0	57.8	48.6	65.1	56.4
\bullet SL-Module [59]	70.8	53.2	77.2	72.5	66.1	76.2	69.3
\bullet PLD [57]	<u>74.9</u>	70.2	77.9	57.5	70.7	79.0	73.0
\circ MINI-Net [15]	58.2	61.7	70.2	72.2	58.7	65.1	64.4
\circ TCG [63]	55.4	62.7	70.9	69.1	60.1	59.8	63.0
\circ Joint-VA [3]	64.5	71.9	80.8	62.0	<u>73.2</u>	78.3	71.8
\circ CO-AV [28]	60.9	66.0	89.0	74.1	69.0	81.1	74.7
\circ UMT [34]	65.9	<u>75.2</u>	<u>81.6</u>	71.8	72.3	<u>82.7</u>	74.9
\circ UniVTG [29]	71.8	76.5	73.9	<u>73.3</u>	<u>73.2</u>	82.2	<u>75.2</u>
\circ R²-Tuning	75.6	73.5	73.0	74.6	74.8	84.8	76.1

Table 4: Class-wise video summarization results (Top-5 mAP) on TVSum dataset. \circ , \bullet , and \ominus denote image, video, and audio backbones, respectively. Our method does not require any additional video/audio features.

Method	VT	VU	GA	MS	PK	PR	FM	BK	BT	DS	Avg.
\bullet sLSTM [66]	41.1	46.2	46.3	47.7	44.8	46.1	45.2	40.6	47.1	45.5	45.1
\bullet SG [36]	42.3	47.2	47.5	48.9	45.6	47.3	46.4	41.7	48.3	46.6	46.2
\bullet LIM-S [58]	55.9	42.9	61.2	54.0	60.4	47.5	43.2	66.3	69.1	62.6	56.3
\bullet Trailer [56]	61.3	54.6	65.7	60.8	59.1	70.1	58.2	64.7	65.6	68.1	62.8
\bullet SL-Module [59]	86.5	68.7	74.9	86.2	79.0	63.2	58.9	72.6	78.9	64.0	73.3
\bullet PLD [57]	84.5	80.9	70.3	72.5	76.4	<u>87.2</u>	71.9	74.0	74.4	<u>79.1</u>	77.1
\circ MINI-Net [15]	80.6	68.3	78.2	81.8	78.1	65.8	57.8	75.0	80.2	65.5	73.2
\circ TCG [63]	85.0	71.4	81.9	78.6	80.2	75.5	71.6	77.3	78.6	68.1	76.8
\circ Joint-VA [3]	83.7	57.3	78.5	<u>86.1</u>	80.1	69.2	70.0	73.0	97.4	67.5	76.3
\circ CO-AV [28]	90.8	72.8	84.6	85.0	78.3	78.0	72.8	77.1	89.5	72.3	80.1
\circ UMT [34]	<u>87.5</u>	81.5	88.2	78.8	81.4	87.0	<u>76.0</u>	86.9	84.4	79.6	<u>83.1</u>
\circ UniVTG [29]	83.9	<u>85.1</u>	<u>89.0</u>	80.1	<u>84.6</u>	81.4	70.9	91.7	73.5	69.3	81.0
\circ R²-Tuning	85.0	85.9	91.0	81.7	88.8	87.4	78.1	<u>89.2</u>	<u>90.3</u>	74.7	85.2

We adopt the same evaluation metrics with previous works [25, 29, 34]. To be specific, we compute Recall@1 with IoU threshold $\theta_{IoU} = 0.5$ and 0.7 , mean average precision (mAP) with $\theta_{IoU} = 0.5$ and 0.7 , and mAP with a series of thresholds [0.5:0.05:0.95] for MR on QVHighlights [25]. mAP and HIT@1 where positive samples are defined as with the saliency score of *Very Good* are adopted for HD. On Ego4D-NLQ [11], Charades-STA [10], and TACoS [46] datasets, we utilize Recall@1 with $\theta_{IoU} = \{0.3, 0.5, 0.7\}$ and mIoU to measure the MR performance. On YouTube Highlights [52] for HD and TVSum [50] for VS, we follow [29, 34] and use the same train/val split with mAP and Top-5 mAP as metrics, respectively.

4.2 Implementation Details

In all experiments, we adopt CLIP-B/32 [44] as our backbone. The whole CLIP model is frozen during training, *i.e.*, only the parameters in R² Block are

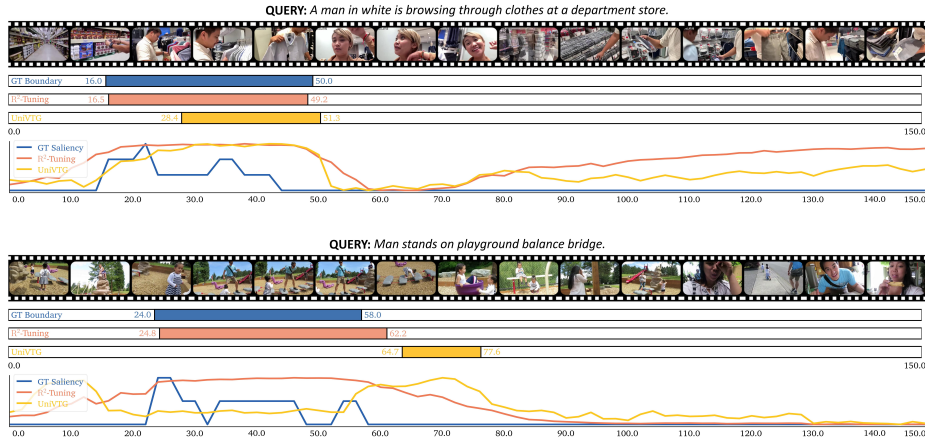


Fig. 6: Visualization of joint moment retrieval and highlight detection results on QVHighlights val split. We compare our method with UniVTG [29], which is a strong baseline leveraging both additional temporal backbone and large-scale post pre-training. R²-Tuning can accurately regress the boundaries of moments and predict highlight saliency scores through its novel feature refinement design.

updated. Without further specification, we set $K = 4$, *i.e.*, attaching R² Block to the last 4 layers of CLIP encoders. In R² Block, the feature dimension is set to 256. Only one transformer layer with *post-norm* style and 8 attention heads is used for temporal modeling. The number of layers for the temporal feature pyramid is set to 4 for QVHighlights, Ego4D-NLQ, Charades-STA, and TACoS, while 1 for other datasets. Please refer to Sec. D for details.

4.3 Comparison with State-of-the-Arts

Joint Moment Retrieval and Highlight Detection We first evaluate our method on QVHighlights [25] test split, the only dataset that supports both moment retrieval and highlight detection. The results are shown in Table 1. The first group of methods utilizes more than one feature extractor. The second group is that with large-scale post pre-training. Without any additional backbone and extra pre-training, R²-Tuning achieves start-of-the-art performance compared with all previous methods with the fewest learnable parameters. Figure 6 visualizes the model predictions.

Moment Retrieval We then evaluate our model on moment retrieval task in egocentric [11] and in-door [10, 46] domains. The results are in Table 2. We follow [29] and only compare with the methods using CLIP + SlowFast features. R²-Tuning still works better than all baselines with extra features. We also observe that R²-Tuning shows its significance on high-quality retrievals (R1@0.7), which requires accurate temporal modeling.

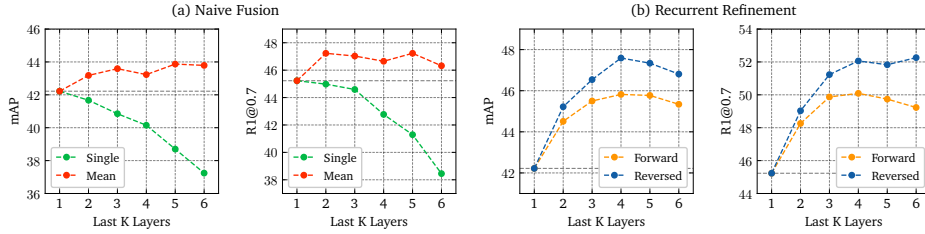


Fig. 7: Different feature refinement strategies for MR on QVHighlights val split. *Single* means utilizing the K -th layer only, while *Mean* denotes averaging the features from last K layers. *Forward* and *Reversed* indicate different feature refinement directions.




Fig. 8: Visualization of the attention maps for query-modulated spatial pooling. Diverse regions are learned for different queries.

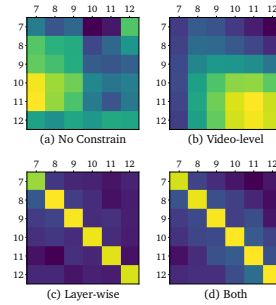


Fig. 9: Cosine similarities of video (x-axis) and text (y-axis) features among 7~12 CLIP layers.

Highlight Detection & Video Summarization The performances of highlight detection on YouTube Highlights [52] and video summarization on TV-Sum [50] are reported in Table 3 and Table 4. Following previous works [29, 34], we trained the model separately on each domain. The first group of methods is based on video backbones, which naturally have basic temporal modeling abilities. The second group of methods is enhanced by extra features such as image and audio. R^2 -Tuning can still reach the best performance with small-scale data.

4.4 Detailed Analysis

Multi-Granularity Features To investigate the significance of granularity flexibility, we set up a simple baseline that only attaches R^2 Block to one layer of CLIP encoders. Then, we make use of the multi-layer information by averaging the features from the last K layers. These two variants are compared in Figure 7 (a). It can be observed that for the single-layer setting, higher-level features are more discriminative than lower-level ones. However, even a naive fusion strategy for the multi-layer information brings significant performance gains.

Reversed Recurrent Feature Refinement We then further justify our design by comparing two refinement directions (*i.e.*, forward and reversed) in Fig-

Table 5: Effectiveness justification of granularity calibration on QVHighlights val split.

\mathcal{L}_{video}	\mathcal{L}_{layer}	MR			HD	
		R1@0.5	R1@0.7	mAP	mAP	HIT@1
		64.48	48.60	44.01	37.94	62.67
✓		<u>67.68</u>	<u>51.61</u>	<u>46.74</u>	<u>39.81</u>	<u>65.16</u>
	✓	64.71	48.84	44.60	38.91	63.35
✓	✓	68.71	52.06	47.59	40.59	64.32

Table 6: MR mAP with different query lengths on QVHighlights val split.

Method	#Words				
	1-10	11-20	21-30	31-40	≥41
QD-DETR [38]	<u>40.30</u>	<u>42.32</u>	29.01	0.10	26.67
EaTR [17]	38.94	39.54	24.58	<u>12.03</u>	<u>41.43</u>
UniVTG [29]	32.38	32.65	20.88	0.00	31.11
R²-Tuning	47.08	49.13	<u>28.79</u>	67.24	72.38

Table 7: Comparison among different PETL methods on QVHighlights val split. #Params and Memory represent the number of learnable parameters and peak GPU memory (224×224 inputs with 32 batch size & FP16), respectively.

Method	#Params (M)	Memory (GB)	MR			HD	
			R1@0.5	R1@0.7	mAP	mAP	HIT@1
w/o Tuning	<u>2.7</u>	4.3	64.19	45.03	42.22	39.05	63.16
Full-Tuning	147.0	58.5	55.81	38.45	37.24	35.26	55.45
VPT [18]	2.8	42.9	64.55	45.97	42.36	38.56	62.48
VoP [16]	14.5	45.2	65.23	46.01	42.45	38.70	62.75
ST-Adapter [41]	12.2	44.3	65.19	<u>48.58</u>	44.27	39.52	63.49
LST [53]	7.4	10.8	<u>65.26</u>	48.42	<u>45.03</u>	<u>39.81</u>	64.39
R²-Tuning	2.7	<u>10.6</u>	68.71	52.06	47.59	40.59	<u>64.32</u>

ure 7 (b). Note that when $K=1$, all four designs in Figure 7 are of the same architecture. When utilizing more layers, both forward and reversed refinement benefit from more information, while the reversed scheme statically performs better, as the multi-granularity features shall be refined from coarse to fine.

Query-Modulated Spatial Pooling We visualize the attention maps learned by query-modulated spatial pooling in Figure 8. A query generally has multiple keywords that provide discriminative information to localize moments. The token-wise attention in Eq. 4 can guide the model to focus on multiple regions simultaneously, as can be seen in the diverse but meaningful patterns.

Granularity Calibration To verify the effectiveness of granularity calibration, we also visualize the cosine distances of all the visual-query pairs from 7~12 layers in Fig. 9. Before calibration, the visual-text features are not well-aligned. Adding the video-level constraint makes higher-level features aligned with each other (shown in Fig. 9 (b)), while adding layer-wise constraint make the model distill diverse information across different layers (demonstrated in Fig. 9 (c)). The diagonal in (d) verifies that both calibration constraints can maximize the mutual similarities of paired visual and text features. Some quantitative results are presented in Table 5. Both video-level and layer-wise contrastive can help align the multi-granularity visual & query semantics, while their combination can further boost the performances. We also group the queries in QVHighlights into 5 bins with different lengths (acting as multi-granularities) and compute

the means of MR mAP in Tab. 6. Although most training queries are coarse-grained (≤ 30 words), R²-Tuning can easily generalize to fine-grained queries (≥ 31 words), surpassing previous methods.

Comparison with Other Transfer Learning Methods Table 7 compares R²-Tuning with existing representative PETL (VPT [18], VoP [16], and ST-Adapter [41]) and METL (LST [53]) methods. Our model consumes the least learnable parameters and GPU memory, while achieving the best MR and HD performances, demonstrating its parameter- and memory-efficiency.

5 Conclusion

This paper introduces R²-Tuning, a parameter- and memory-efficient transfer learning framework for video temporal grounding. It learns a lightweight side-adapter (R² Block) that is recurrently attached to the last few layers of a frozen CLIP to adaptively pool spatial details and refine temporal correlations. Two contrastive constraints (video-level and layer-wise) are utilized to calibrate the granularities of CLIP visual and text encoders. Experiments across three VTG tasks on six public benchmarks demonstrate the significance and effectiveness of the proposed scheme. We hope that the proposed framework sparks further research on efficient image-to-video transfer learning for untrimmed videos.

A Preliminary: The CLIP Model

The philosophy of CLIP [44] is to regard images and their corresponding descriptions as different views of the same concept, and to align them in the semantic space. The CLIP model has a two-stream architecture, consisting of a visual encoder (*e.g.*, ResNet [14], ViT [7]) and a text encoder (*e.g.*, Transformer [55]). In this work, we only consider the case of using ViT as visual encoder, since it shares a unified architecture with text encoder and has better performance on representation learning. The input image I is first split into non-overlapping patches, while the text T is also tokenized into discrete tokens. They are then mapped into a shared semantic space by the two encoders. This process is optimized using a symmetric InfoNCE [40] loss \mathcal{L} :

$$\mathcal{L}_{I \rightarrow T} = -\frac{1}{B} \sum_{i=1}^B \log \frac{\exp(\mathbf{v}_i^\top \mathbf{q}_i / \tau)}{\sum_{j=1}^B \exp(\mathbf{v}_i^\top \mathbf{q}_j / \tau)} \quad (16)$$

$$\mathcal{L}_{T \rightarrow I} = -\frac{1}{B} \sum_{i=1}^B \log \frac{\exp(\mathbf{q}_i^\top \mathbf{v}_i / \tau)}{\sum_{j=1}^B \exp(\mathbf{q}_i^\top \mathbf{v}_j / \tau)} \quad (17)$$

$$\mathcal{L} = \frac{1}{2} (\mathcal{L}_{I \rightarrow T} + \mathcal{L}_{T \rightarrow I}) \quad (18)$$

Here, \mathbf{v} and \mathbf{q} are encoded image and text embeddings, i and j are indices of samples in a batch with size B , and τ is a temperature parameter controlling

Table 8: Capability comparison among different image-to-video transfer learning frameworks. The design principles $P1 \sim P4$ are defined in Section B. Our proposed R^2 -Tuning is the only one satisfying all the principles.

Framework	P1	P2	P3	P4
(a) Post-processing [17, 25, 34, 38]	✗	✓	✓	✗
(b) Full/Partial Tuning [45, 61]	✓	✗	✗	✗
(c) Adapter/Prompt Tuning [18, 41]	✓	✓	✗	✗
(d) R^2-Tuning (Ours)	✓	✓	✓	✓

the smoothness of the softmax distribution. After training, the paired \mathbf{v} and \mathbf{q} shall be well-aligned in their shared semantic space.

B Detailed Comparison with Counterparts

In order to further justify our novelty and distinguish our design from previous methods, we provide an in-depth comparison between our method and existing ones. To evaluate the effectiveness of a transfer learning method, we define four design principles leading to a good transfer learning framework for VTG, explained as follows:

- P1. Strong Spatial-Temporal Modeling Ability:** VTG requires the model to regress moment temporal boundaries or densely predict frame-level scores/indicators. Hence, strong spatial-temporal modeling abilities are needed to accurately ground the video.
- P2. Parameter-Efficient:** As tuning all the parameters of CLIP is resource-consuming and may even lead to catastrophic forgetting [22], the transfer learning framework should only learn a few parameters to take full advantage of the pre-trained knowledge.
- P3. Memory-Efficient:** Although some transfer learning frameworks are parameter-efficient [18, 41], they might not be memory-efficient as computing the gradients of these learnable parameters requires back-propagating through the whole network, consuming a large amount of GPU memory.
- P4. Granularity-Flexible:** As mentioned in the main paper, queries for VTG might be of different granularity levels. The capability of parsing multi-granularity queries and extracting appropriate features accordingly is essential for flexible VTG.

We then systematically compare our proposed scheme with previous ones from two aspects, *architecture* and *capabilities*, shown in Figure 3 (main paper) and Table 8, respectively.

Architecture As illustrated in Figure 3 (main paper), **Post-processing** methods [17, 25, 34, 35, 38, 60] follow a straightforward strategy that simply regard-

ing CLIP as a spatial & textual feature extractor. All the temporal modeling capabilities are realized by carefully designed modules attached to the final outputs of CLIP. An auxiliary temporal backbone (*e.g.*, SlowFast [9]) is also utilized to complement the spatial-temporal information. **Full/Partial Tuning** methods [45, 61] unfreeze either the visual or textual stream of CLIP, and jointly learn it with temporal modeling modules. These models are usually combined with post pre-training due to the potential catastrophic forgetting issue [22]. **Adapter/Prompt Tuning** methods [4, 16, 18, 21, 41, 45] learn lightweight adapters or continuous prompt tokens to transfer the pre-trained knowledge. These learnable sub-modules or tokens may perturb the original attention patterns [42]. Our **R²-Tuning**, instead, learns an adapter that be used as a side module [6, 43, 53] for the main network, preserving the information patterns in the main model while taking advantages of the multi-level representations. Compared with the recent side-tuning/parallel-tuning methods, our approach shows its advantages by leveraging the *reversed* fusion path and the *recurrent* refinement strategy.

Capabilities Table 8 compares the capabilities of different image-to-video transfer learning frameworks. **Post-processing** methods [17, 25, 34, 35, 38, 60] are naturally parameter- and memory-efficient, as they only require to learn temporal modules on top of pre-extracted CLIP features. Nevertheless, these methods largely rely on the auxiliary temporal backbone as frame-level CLIP embeddings limit the temporal modeling capabilities. Merely using the last hidden features is not granularity-flexible as well. **Full/Partial Tuning** methods [45, 61] may have slightly better spatial-temporal modeling as they fine-tuned the spatial encoders on videos. But the large amount of learnable parameters make the fine-tuning process inefficient. **Adapter/Prompt Tuning** methods [4, 16, 18, 21, 41, 45] could model spatial-temporal information by designing special adapters [41] or prompts [16]. However, training these adapters/prompts might consume high GPU memory, as the learnable parameters are tightly bound with frozen ones, thus the gradient computation cannot be disentangled. To our best knowledge, **R²-Tuning** is the only scheme that satisfies all the design principles.

C Datasets

Following the previous work [29], we conduct experiments on three VTG tasks across six datasets, which are introduced in detail as follows.

Joint Moment Retrieval and Highlight Detection We adopt QVHighlights [25] since this is the only dataset that supports both moment retrieval and highlight detection. It contains 10, 148 videos, each trimmed to ~ 150 s long. The domains of the videos cover from daily vlogs, travel vlogs, to news events. A total of 10, 310 queries with 18, 367 disjoint moments are manually annotated. This dataset also has a private `test` split, so that the evaluation on this dataset shall be more reliable than on others.

Table 9: Hyperparameters used for different datasets. FPS means frame rate, LR denotes learning rate, Epochs denotes total training epochs, Warmup means number of warmup iterations, and LR Drop means the epoch that drops learning rate by 1/10. * Video clips in YouTube Highlights have overlaps. We use the same setting as [34].

Dataset	FPS	Batch Size	LR	Epochs	Warmup	LR Drop
QVHighlights [25]	0.5	128	$5e^{-4}$	30	500	20
Ego4D-NLQ [11]	0.5	64	$2.5e^{-4}$	30	500	20
Charades-STA [10]	1.0	32	$2.5e^{-4}$	50	500	30
TACoS [46]	0.5	32	$2.5e^{-4}$	100	500	50
YouTube Highlights [52]	*	4	$5e^{-4}$	200	50	–
TVSum [50]	0.5	4	$5e^{-4}$	200	50	–

Moment Retrieval As for moment retrieval, we adopt Ego4D-NLQ (Natural Language Query) [11], Charades-STA [10], and TACoS [46] datasets. Ego4D-NLQ contains 1.3K videos with 8~20 minutes durations under daily egocentric scenarios. 15.2K queries in the form of questions (*e.g.*, *where did I put the plier*) are annotated with precise moments. Charades-STA is an extension of the Charades [48] dataset with moment annotations. It has 9,848 unique in-door videos with an average length of 30.6s, and a total of 16,128 query-moment pairs. TACoS is a small-scale dataset with 273 videos, each of ~ 4.8 minutes long. There are 9,790, 4,436, and 4,001 queries for training, validation, and testing, respectively.

Highlight Detection We utilize YouTube Highlights [52] dataset to evaluate the highlight detection performance. As some of the videos are no longer available, we follow previous works [29,34] to use a subset that contains 435 videos under 6 domains. The video domains are used as queries.

Video Summarization TVSum [50] dataset is leveraged for video summarization evaluation. It contains 10 domains, each with 5 videos. We follow the same setting as previous works [29,34] that using 4 videos for training and 1 video for testing. The video titles are used as queries. Note that TVSum [50] is regarded as a highlight detection dataset in [29] but as a video summarization dataset in our work. We claim that both choices are reasonable as HD and VS essentially share similar problem formulations. The only differences are that: 1) only a small proportion (*e.g.*, 20%) of the video clips are regarded as summary for VS, while there is no limitation on number of highlight clips for HD, and 2) VS requires to quantize the output scores to binary values in practice. Previous works on HD [3,15,34,59] and VS [2,12,19] also mixed these datasets when conducting evaluations.

Table 10: Performance comparison with different orders of attention layers. Self and Cross represent self-attention and cross-attention, respectively.

Order	MR@QVHL		HD@QVHL		MR@Ego4D	
	R1@0.7	mAP	mAP	HIT@1	R1@0.7	mIoU
Self \rightarrow Cross	49.42	45.21	39.10	63.35	2.01	4.75
Cross \rightarrow Self	52.06	47.59	40.59	64.32	2.12	4.94

D Implementation Details

Table 9 shows the hyperparameters used for different datasets. Most settings are following [29] but we do not tune the loss weights for each domain. We set the strides of temporal feature pyramid to (1, 2, 4, 8) by default. For all videos, we directly resize and crop the frames to 224×224 without any augmentations. The same regularization methods with CLIP [44] pre-training is adopted to aligned the inputs. The maximum number of query tokens is set to 77. We train our model on a single NVIDIA A100 (80G) GPU. Automatic mixed precision (AMP) with FP16 is utilized to accelerate training.

E More Ablation Studies

We conduct further ablation studies on QVHighlights [25] and Ego4D-NLQ [11] datasets. These two datasets are selected because 1) QVHighlights is the only dataset supporting both MR and HD, and 2) Ego4D-NLQ has much longer videos and different domains/queries compared with QVHighlights.

Order of Attention Layers Table 10 compares different orders of attention layers. The standard transformer decoder [55] (S \rightarrow C) performs temporal modeling before aggregating query information, while the temporal modeling in our design (C \rightarrow S) can benefit from the guidance from query.

Effect of Recurrent Refinement Table 11 presents the justification of *recurrent* design of R^2 Block. We compare it with a baseline that use a unique R^2 Block for each layer, *i.e.*, parameters for different refinement steps are not shared. Even with much fewer parameters, adopting the *recurrent* design does not lead to performance drops.

Number of Temporal Transformer Layers We study how the number of temporal transformer layers in R^2 Block affects the model performance. Table 12 shows the results. We observe that adding the number of transformer layers for temporal refinement only brings negligible performance gains. The best results appear when number of layers equals to 3 or 4. As discussed in the main paper, changing the number of refinement steps leads to much more significant reflections on performances, demonstrating the effectiveness of the *recurrent* refinement design.

Table 11: Effectiveness justification of the recurrent design (parameter sharing across layers) in R² Block.

Shared	MR@QVHL		HD@QVHL		MR@Ego4D	
	R1@0.7	mAP	mAP	HIT@1	R1@0.7	mIoU
	51.35	47.48	40.28	65.42	2.06	4.83
✓	52.06	47.59	40.59	64.32	2.12	4.94

Table 12: Performance comparison with different numbers of transformer layers for temporal refinement.

#Layers	MR@QVHL		HD@QVHL		MR@Ego4D	
	R1@0.7	mAP	mAP	HIT@1	R1@0.7	mIoU
1	52.06	47.59	40.59	64.32	2.12	4.94
2	52.14	47.62	40.63	64.28	2.15	4.97
3	52.71	47.68	40.80	64.35	2.21	5.03
4	52.32	47.81	40.85	63.30	2.19	4.91
5	52.13	47.53	40.78	64.41	2.10	4.88
6	51.16	47.42	40.61	64.33	2.04	4.82

F More Visualizations

We show more visualizations of qualitative results in Figure 10. Compare with the strong baseline UniVTG [29], R²-Tuning can regress moment boundaries and detect highlights more accurately due to the novel design.

To better study our method, we also show some failure cases in Figure 11. In the first case, when facing complex queries with multiple actions, our method focuses more on a single action (*i.e.*, *writing*). In the second case, we argue that the moment prediction is better than the ground truth.

G Limitations & Future Work

Our model only considers a single visual modality, while videos naturally contain audio information that can also help detecting moments, highlights, and summaries. Previous works [3, 15, 34] have demonstrate that audio can largely improve the VTG performances. Thus one of our future works is to incorporate audio into the proposed framework, so that the noise in either modality could be eliminated by the other.

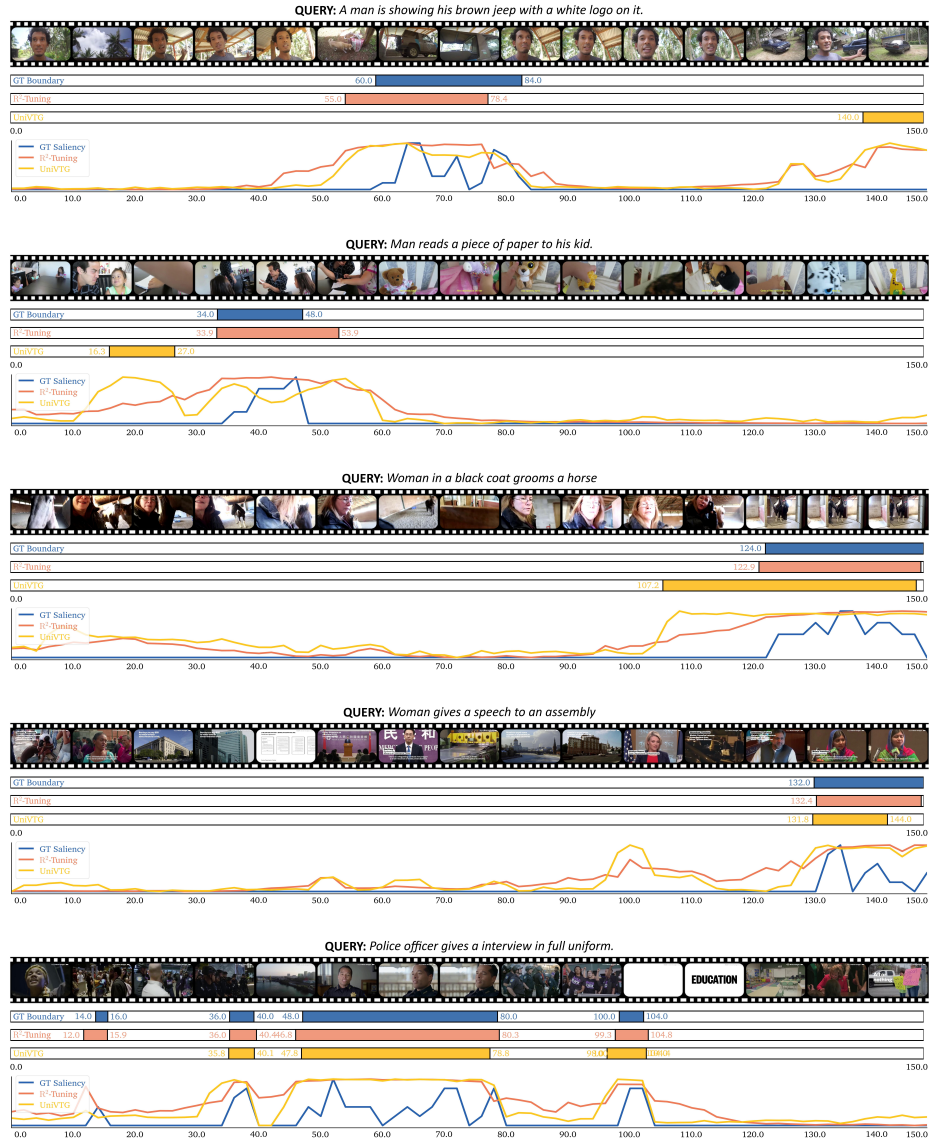


Fig. 10: More visualizations of joint moment retrieval and highlight detection results on QVHighlights val split. R²-Tuning can accurately regress the boundaries of moments and predict highlight saliency scores through its novel feature refinement design.

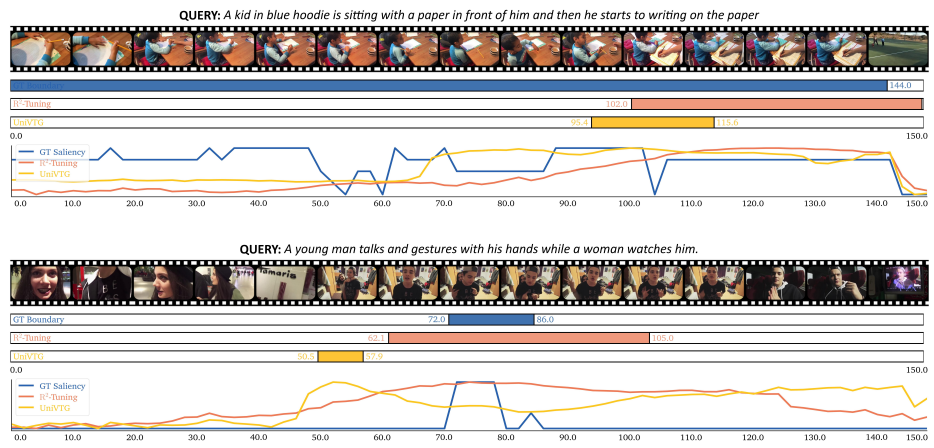


Fig. 11: Failure cases of joint moment retrieval and highlight detection results on QVHighlights val split.

References

1. Anne Hendricks, L., Wang, O., Shechtman, E., Sivic, J., Darrell, T., Russell, B.: Localizing moments in video with natural language. In: ICCV. pp. 5803–5812 (2017)
2. Apostolidis, E., Adamantidou, E., Metsai, A.I., Mezaris, V., Patras, I.: Video summarization using deep neural networks: A survey. *Proceedings of the IEEE* **109**(11), 1838–1863 (2021)
3. Badamdorj, T., Rochan, M., Wang, Y., Cheng, L.: Joint visual and audio learning for video highlight detection. In: ICCV. pp. 8127–8137 (2021)
4. Bain, M., Nagrani, A., Varol, G., Zisserman, A.: A clip-hitchhiker’s guide to long video retrieval. Tech. Rep. arXiv:2205.08508 (2022)
5. Carreira, J., Zisserman, A.: Quo vadis, action recognition? a new model and the kinetics dataset. In: CVPR. pp. 6299–6308 (2017)
6. Diao, H., Wan, B., Zhang, Y., Jia, X., Lu, H., Chen, L.: Unipt: Universal parallel tuning for transfer learning with efficient parameter and memory. Tech. Rep. arXiv:2308.14316 (2023)
7. Dosovitskiy, A., Beyer, L., Kolesnikov, A., Weissenborn, D., Zhai, X., Unterthiner, T., Dehghani, M., Minderer, M., Heigold, G., Gelly, S., et al.: An image is worth 16x16 words: Transformers for image recognition at scale. In: ICLR (2020)
8. Escorcia, V., Soldan, M., Sivic, J., Ghanem, B., Russell, B.: Temporal localization of moments in video collections with natural language. Tech. Rep. arXiv:1907.12763 (2019)
9. Feichtenhofer, C., Fan, H., Malik, J., He, K.: Slowfast networks for video recognition. In: ICCV. pp. 6202–6211 (2019)
10. Gao, J., Sun, C., Yang, Z., Nevatia, R.: Tall: Temporal activity localization via language query. In: ICCV. pp. 5267–5275 (2017)
11. Grauman, K., Westbury, A., Byrne, E., Chavis, Z., Furnari, A., Girdhar, R., Hamburger, J., Jiang, H., Liu, M., Liu, X., et al.: Ego4d: Around the world in 3,000 hours of egocentric video. In: CVPR. pp. 18995–19012 (2022)
12. Gygli, M., Grabner, H., Riemenschneider, H., Van Gool, L.: Creating summaries from user videos. In: ECCV. pp. 505–520 (2014)
13. Gygli, M., Song, Y., Cao, L.: Video2gif: Automatic generation of animated gifs from video. In: CVPR. pp. 1001–1009 (2016)
14. He, K., Zhang, X., Ren, S., Sun, J.: Deep residual learning for image recognition. In: CVPR. pp. 770–778 (2016)
15. Hong, F.T., Huang, X., Li, W.H., Zheng, W.S.: Mini-net: Multiple instance ranking network for video highlight detection. In: ECCV. pp. 345–360 (2020)
16. Huang, S., Gong, B., Pan, Y., Jiang, J., Lv, Y., Li, Y., Wang, D.: Vop: Text-video co-operative prompt tuning for cross-modal retrieval. In: CVPR. pp. 6565–6574 (2023)
17. Jang, J., Park, J., Kim, J., Kwon, H., Sohn, K.: Knowing where to focus: Event-aware transformer for video grounding. In: ICCV. pp. 13846–13856 (2023)
18. Jia, M., Tang, L., Chen, B.C., Cardie, C., Belongie, S., Hariharan, B., Lim, S.N.: Visual prompt tuning. In: ECCV. pp. 709–727 (2022)
19. Jiang, H., Mu, Y.: Joint video summarization and moment localization by cross-task sample transfer. In: CVPR. pp. 16388–16398 (2022)
20. Jiang, R., Liu, L., Chen, C.: Clip-count: Towards text-guided zero-shot object counting. In: ACM MM (2023)
21. Ju, C., Han, T., Zheng, K., Zhang, Y., Xie, W.: Prompting visual-language models for efficient video understanding. In: ECCV. pp. 105–124 (2022)

22. Kirkpatrick, J., Pascanu, R., Rabinowitz, N., Veness, J., Desjardins, G., Rusu, A.A., Milan, K., Quan, J., Ramalho, T., Grabska-Barwinska, A., et al.: Overcoming catastrophic forgetting in neural networks. *Proceedings of the National Academy of Sciences* **114**(13), 3521–3526 (2017)
23. Kong, Q., Cao, Y., Iqbal, T., Wang, Y., Wang, W., Plumbley, M.D.: Panns: Large-scale pretrained audio neural networks for audio pattern recognition. *IEEE/ACM Transactions on Audio, Speech, and Language Processing* **28**, 2880–2894 (2020)
24. Larsson, G., Maire, M., Shakhnarovich, G.: Fractalnet: Ultra-deep neural networks without residuals. *Tech. Rep. arXiv:1605.07648* (2016)
25. Lei, J., Berg, T.L., Bansal, M.: Qvhighlights: Detecting moments and highlights in videos via natural language queries. In: *NeurIPS* (2021)
26. Lei, J., Yu, L., Berg, T.L., Bansal, M.: Tvr: A large-scale dataset for video-subtitle moment retrieval. In: *ECCV*. pp. 447–463 (2020)
27. Li, P., Xie, C.W., Xie, H., Zhao, L., Zhang, L., Zheng, Y., Zhao, D., Zhang, Y.: Momentdiff: Generative video moment retrieval from random to real. *Tech. Rep. arXiv:2307.02869* (2023)
28. Li, S., Zhang, F., Yang, K., Liu, L., Liu, S., Hou, J., Yi, S.: Probing visual-audio representation for video highlight detection via hard-pairs guided contrastive learning. *Tech. Rep. arXiv:2206.10157* (2022)
29. Lin, K.Q., Zhang, P., Chen, J., Pramanick, S., Gao, D., Wang, A.J., Yan, R., Shou, M.Z.: Univtg: Towards unified video-language temporal grounding. In: *CVPR*. pp. 2794–2804 (2023)
30. Lin, T.Y., Goyal, P., Girshick, R., He, K., Dollár, P.: Focal loss for dense object detection. In: *ICCV*. pp. 2980–2988 (2017)
31. Lin, Z., Geng, S., Zhang, R., Gao, P., de Melo, G., Wang, X., Dai, J., Qiao, Y., Li, H.: Frozen clip models are efficient video learners. In: *ECCV*. pp. 388–404 (2022)
32. Liu, L., Yu, B.X., Chang, J., Tian, Q., Chen, C.W.: Prompt-matched semantic segmentation. *Tech. Rep. arXiv:2208.10159* (2022)
33. Liu, W., Mei, T., Zhang, Y., Che, C., Luo, J.: Multi-task deep visual-semantic embedding for video thumbnail selection. In: *CVPR*. pp. 3707–3715 (2015)
34. Liu, Y., Li, S., Wu, Y., Chen, C.W., Shan, Y., Qie, X.: Umt: Unified multi-modal transformers for joint video moment retrieval and highlight detection. In: *CVPR*. pp. 3042–3051 (2022)
35. Luo, H., Ji, L., Zhong, M., Chen, Y., Lei, W., Duan, N., Li, T.: Clip4clip: An empirical study of clip for end to end video clip retrieval. *Neurocomputing* **508**, 293–304 (2022)
36. Mahasseni, B., Lam, M., Todorovic, S.: Unsupervised video summarization with adversarial lstm networks. In: *CVPR*. pp. 202–211 (2017)
37. Moon, W., Hyun, S., Lee, S., Heo, J.P.: Correlation-guided query-dependency calibration in video representation learning for temporal grounding. *Tech. Rep. arXiv:2311.08835* (2023)
38. Moon, W., Hyun, S., Park, S., Park, D., Heo, J.P.: Query-dependent video representation for moment retrieval and highlight detection. In: *CVPR*. pp. 23023–23033 (2023)
39. Ni, B., Peng, H., Chen, M., Zhang, S., Meng, G., Fu, J., Xiang, S., Ling, H.: Expanding language-image pretrained models for general video recognition. In: *ECCV*. pp. 1–18 (2022)
40. Oord, A.v.d., Li, Y., Vinyals, O.: Representation learning with contrastive predictive coding. In: *NeurIPS* (2018)
41. Pan, J., Lin, Z., Zhu, X., Shao, J., Li, H.: St-adapter: Parameter-efficient image-to-video transfer learning. In: *NeurIPS*. pp. 26462–26477 (2022)

42. Petrov, A., Torr, P.H., Bibi, A.: When do prompting and prefix-tuning work? a theory of capabilities and limitations. Tech. Rep. arXiv:2310.19698 (2023)
43. Qing, Z., Zhang, S., Huang, Z., Zhang, Y., Gao, C., Zhao, D., Sang, N.: Disentangling spatial and temporal learning for efficient image-to-video transfer learning. In: CVPR. pp. 13934–13944 (2023)
44. Radford, A., Kim, J.W., Hallacy, C., Ramesh, A., Goh, G., Agarwal, S., Sastry, G., Askell, A., Mishkin, P., Clark, J., et al.: Learning transferable visual models from natural language supervision. In: ICML. pp. 8748–8763 (2021)
45. Rasheed, H., Khattak, M.U., Maaz, M., Khan, S., Khan, F.S.: Fine-tuned clip models are efficient video learners. In: CVPR. pp. 6545–6554 (2023)
46. Regneri, M., Rohrbach, M., Wetzell, D., Thater, S., Schiele, B., Pinkal, M.: Grounding action descriptions in videos. *Transactions of the Association for Computational Linguistics* **1**, 25–36 (2013)
47. Sharghi, A., Laurel, J.S., Gong, B.: Query-focused video summarization: Dataset, evaluation, and a memory network based approach. In: CVPR. pp. 4788–4797 (2017)
48. Sigurdsson, G.A., Varol, G., Wang, X., Farhadi, A., Laptev, I., Gupta, A.: Hollywood in homes: Crowdsourcing data collection for activity understanding. In: ECCV. pp. 510–526 (2016)
49. Song, Y., Redi, M., Vallmitjana, J., Jaimes, A.: To click or not to click: Automatic selection of beautiful thumbnails from videos. In: CIKM. pp. 659–668 (2016)
50. Song, Y., Vallmitjana, J., Stent, A., Jaimes, A.: Tvsun: Summarizing web videos using titles. In: CVPR. pp. 5179–5187 (2015)
51. Sun, H., Zhou, M., Chen, W., Xie, W.: Tr-detr: Task-reciprocal transformer for joint moment retrieval and highlight detection. In: AAAI (2024)
52. Sun, M., Farhadi, A., Seitz, S.: Ranking domain-specific highlights by analyzing edited videos. In: ECCV. pp. 787–802 (2014)
53. Sung, Y.L., Cho, J., Bansal, M.: Lst: Ladder side-tuning for parameter and memory efficient transfer learning. In: NeurIPS. pp. 12991–13005 (2022)
54. Touvron, H., Lavril, T., Izacard, G., Martinet, X., Lachaux, M.A., Lacroix, T., Rozière, B., Goyal, N., Hambro, E., Azhar, F., et al.: Llama: Open and efficient foundation language models. Tech. Rep. arXiv:2302.13971 (2023)
55. Vaswani, A., Shazeer, N., Parmar, N., Uszkoreit, J., Jones, L., Gomez, A.N., Kaiser, L., Polosukhin, I.: Attention is all you need. In: NeurIPS. pp. 5998–6008 (2017)
56. Wang, L., Liu, D., Puri, R., Metaxas, D.N.: Learning trailer moments in full-length movies. In: ECCV. pp. 300–316 (2020)
57. Wei, F., Wang, B., Ge, T., Jiang, Y., Li, W., Duan, L.: Learning pixel-level distinctions for video highlight detection. In: CVPR. pp. 3073–3082 (2022)
58. Xiong, B., Kalantidis, Y., Ghadyaram, D., Grauman, K.: Less is more: Learning highlight detection from video duration. In: CVPR. pp. 1258–1267 (2019)
59. Xu, M., Wang, H., Ni, B., Zhu, R., Sun, Z., Wang, C.: Cross-category video highlight detection via set-based learning. In: ICCV. pp. 7970–7979 (2021)
60. Xu, Y., Sun, Y., Li, Y., Shi, Y., Zhu, X., Du, S.: Mh-detr: Video moment and highlight detection with cross-modal transformer. Tech. Rep. arXiv:2305.00355 (2023)
61. Yan, S., Xiong, X., Nagrani, A., Arnab, A., Wang, Z., Ge, W., Ross, D., Schmid, C.: Unloc: A unified framework for video localization tasks. In: ICCV. pp. 13623–13633 (2023)
62. Yang, H., Wang, B., Lin, S., Wipf, D., Guo, M., Guo, B.: Unsupervised extraction of video highlights via robust recurrent auto-encoders. In: ICCV. pp. 4633–4641 (2015)

63. Ye, Q., Shen, X., Gao, Y., Wang, Z., Bi, Q., Li, P., Yang, G.: Temporal cue guided video highlight detection with low-rank audio-visual fusion. In: ICCV. pp. 7950–7959 (2021)
64. Yuan, T., Zhang, X., Liu, K., Liu, B., Jin, J., Jiao, Z.: Ucf-crime annotation: A benchmark for surveillance video-and-language understanding. Tech. Rep. arXiv:2309.13925 (2023)
65. Zhang, H., Sun, A., Jing, W., Zhou, J.T.: Span-based localizing network for natural language video localization. Tech. Rep. arXiv:2004.13931 (2020)
66. Zhang, K., Chao, W.L., Sha, F., Grauman, K.: Video summarization with long short-term memory. In: ECCV. pp. 766–782. Springer (2016)
67. Zhang, S., Peng, H., Fu, J., Luo, J.: Learning 2d temporal adjacent networks for moment localization with natural language. In: AAAI. pp. 12870–12877 (2020)
68. Zhou, K., Yang, J., Loy, C.C., Liu, Z.: Conditional prompt learning for vision-language models. In: CVPR. pp. 16816–16825 (2022)
69. Zhou, K., Yang, J., Loy, C.C., Liu, Z.: Learning to prompt for vision-language models. *International Journal of Computer Vision* **130**(9), 2337–2348 (2022)