

# TTD: Text-Tag Self-Distillation Enhancing Image-Text Alignment in CLIP to Alleviate Single Tag Bias

Sanghyun Jo<sup>\*1</sup>, Soohyun Ryu<sup>\*2</sup>, Sungyub Kim<sup>2</sup>, Eunho Yang<sup>2,3</sup>, and Kyungsu Kim<sup>†4</sup>

<sup>1</sup> OGQ, Seoul, Korea

<sup>2</sup> Graduate School of AI, KAIST, Daejeon, Korea

<sup>3</sup> AITRICS, Seoul, Korea

<sup>4</sup> Massachusetts General Hospital and Harvard Medical School, Boston, MA, USA  
{shjo.april, kskim.doc}@gmail.com, {rsoohyun, sungyub.kim, eunhoj}@kaist.ac.kr

**Abstract.** We identify a critical bias in contemporary CLIP-based models, which we denote as *single tag bias*. This bias manifests as a disproportionate focus on a singular tag (word) while neglecting other pertinent tags, stemming from CLIP’s text embeddings that prioritize one specific tag in image-text relationships. When deconstructing text into individual tags, only one tag tends to have high relevancy with CLIP’s image embedding, leading to an imbalanced tag relevancy. This results in an uneven alignment among multiple tags present in the text. To tackle this challenge, we introduce a novel two-step fine-tuning approach. First, our method leverages the similarity between tags and their nearest pixels for scoring, enabling the extraction of image-relevant tags from the text. Second, we present a self-distillation strategy aimed at aligning the combined masks from extracted tags with the text-derived mask. This approach mitigates the single tag bias, thereby significantly improving the alignment of CLIP’s model without necessitating additional data or supervision. Our technique demonstrates model-agnostic improvements in multi-tag classification and segmentation tasks, surpassing competing methods that rely on external resources. Code is available at <https://github.com/shjo-april/TTD>.

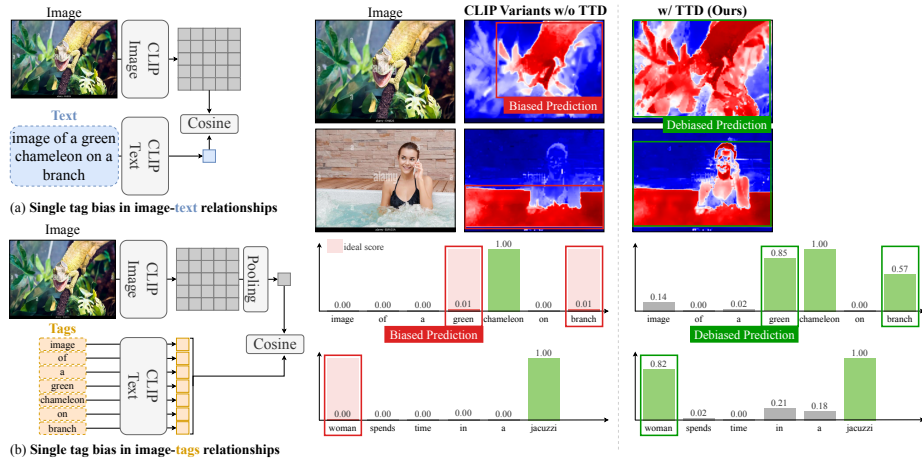
## 1 Introduction

Research on fully supervised classification/segmentation is widely applied in the field of computer vision. Various weakly/semi-supervised and few-shot methods have emerged to reduce labeling costs, but there has been active research in image-text alignment following CLIP [31]. Despite being trained solely on images and text (i.e., weak annotation), CLIP can be applied to downstream tasks that require stronger annotations, such as labels and masks. This study aims to

---

\* Equal contribution

† Correspondence to

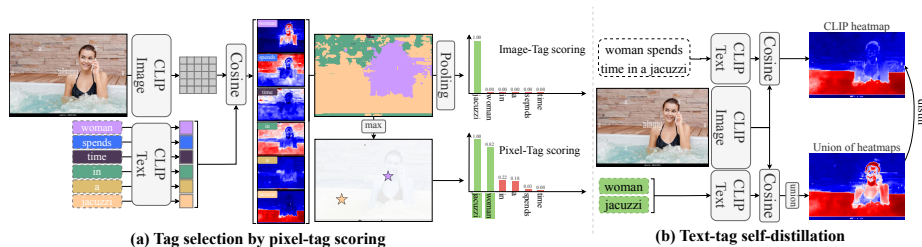


**Fig. 1:** In existing image-text alignment research, *single tag bias* is evident where the image and text embeddings tend to concentrate solely on a single tag. (a) **Single tag bias in image-text relationships:** When examining the similarity map between the image and text, it is evident that only a single tag inside the red box is activated, disregarding other elements mentioned in the text. (b) **Single tag bias in image-tag relationships:** Even when observing the similarity values between each tag in the text and the image, a high value is assigned only to the single tag, while other tags that describe the image exhibit similar values to insignificant tags. We used TCL [4] for the analysis.

improve CLIP performance using only weak information, which is in line with CLIP’s original design intent.

As a major existing limitation to achieve this, we discover that CLIP-based models exhibit *monofocus bias*, where they tend to overemphasize a particular context of image-text relationship. As observed in Fig. 1(a), the similarity map between image and *text* reveals activation only in the region related to a single tag/word (i.e., chameleon), while neglecting others (i.e., branch and green). We termed this observed encoder output issue as *single tag bias*, indicating a flaw in CLIP’s pre-trained text encoder, which over-focuses on one tag, ignoring others.

Addressing this issue involves creating accurate foreground regions for every relevant tag, not just the biased one, to fine-tune the encoder to recognize their collective areas. It requires identifying all relevant tags in the text. However, testing each tag through CLIP’s text encoder shows persistent *single tag bias*, highlighting the challenge of extracting genuine tags solely with image-text pairs, as seen in Fig. 1(b). This underlines the struggle of standard CLIP-based tag scoring due to the image encoder’s reduction of pixel data to a singular tag focus, blocking the recognition of other image-relevant tags directly from text, illustrated by the pixels’ overemphasis on one tag (i.e., jacuzzi in Fig. 2(a)), skewing the image’s global (pooling-based) representation towards it. Even when scoring based on the proportion of pixels similar to each tag within the image as



**Fig. 2: High-level overview of our method.** (a) **Tag selection by pixel-tag scoring:** The pooled global image embedding predominantly reflects information about a single tag, which is “jacuzzi” in this example, due to the overactivation of a single tag in pixel embedding. (The colored similarity map in the figure shows the most relevant tag for each pixel.) By employing the maximum cosine similarity value between the tag and its most correlated pixel as a score, we minimize the impact of single tag bias observed in the image encoder. (b) **Text-tag self-distillation:** The similarity map between text and image demonstrates only a single tag, whereas it should represent all meaningful tags in the relationship between image and text. To alleviate the bias, we train the map between the image and text to align with the union of maps between the image and the pseudo tags obtained in (a), thus enhancing the image-text alignment.

in segmentation, it still fails to lower scores for irrelevant tags, thus being unable to correctly extract meaningful tags from the text (see Appendix B.1).

To address this, we shift from standard global pooling to a new method focusing on the pixel index nearest to each tag candidate. This is based on the finding that pixels closely correlated with a specific tag more accurately pinpoint image segments, as shown in Fig. 2(a). By using the closest pixel’s similarity to the tag as the measure for image-tag similarity, we counteract the bias, thus broadening the encoder’s tag representation capacity.

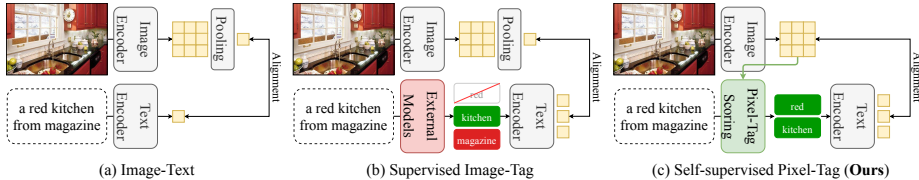
We used pseudo tags from our scoring to remove unnecessary tag masks, creating valid foreground masks for all image-relevant tags. This led to a new self-distillation-based CLIP fine-tuning method, assuming optimal image-text relationships encompass all pseudo-tag contexts (Fig. 2(b)). We create a pseudo label, a union of the similarity maps between the image and all pseudo tags, making CLIP learn this as the real image-text map. This process enabled the model to recognize all related tag regions, not just one, improving CLIP’s image-text alignment without additional data or annotations.

In summary, our contributions are as follows:

- Identified bias in pre-trained CLIP models focusing on a single tag in image-text relationships.
- Proposed new scoring and self-distillation for training CLIP models with image-related tags extracted from text automatically.
- Achieved superior multi-tag classification and segmentation by enhancing image-text alignment using solely image-text pairs without external models.
- Provided new tag/mask annotations related to text inputs for future open-vocabulary research.

**Table 1: Comparison of our method with existing works**

Properties	MaskCLIP	TCL	SimSeg	GroupViT	OVSeg	TagAlign	CoCu	CaSED	Ours
(a) Select tags from text	✗	✗	✗	✓	✓	✓	✓	✓	✓
(b) Remove single tag bias	✗	✗	✗	✗	✗	✓	✓	✓	✓
(c) No external NLP models	✓	✓	✓	✗	✗	✗	✗	✗	✓
(d) Use image prior for tagging	✗	✗	✗	✗	✗	✗	✓	✓	✓
(e) Follow model-agnostic manner	✗	✓	✗	✗	✓	✓	✗	✓	✓



**Fig. 3: A conceptual comparison between previous approaches and ours.** (a) Image-text alignment models, while useful for various open-vocabulary tasks, suffer from single tag bias. To alleviate this bias, extracting tags that reflect the image-text relationship from the text for training is crucial. (b) However, existing research often relies on external NLP models to extract tags without considering images, leading to issues: 1) Extracting image-irrelevant tags. 2) Overlooking image-relevant tags. (c) In contrast, we propose a tag selection method using only pixel information from images, eliminating the need for reliance on external models.

## 2 Related works

CLIP [31] stands out as the most prominent model for image-text alignment. It possesses a remarkable ability to comprehend various free-form texts, making it widely utilized in zero-shot/open-vocabulary scenarios. Consequently, various CLIP variants demonstrate comparable performance to models trained with task-specific annotations across many downstream tasks, such as classification and segmentation, even if they are trained with only image and text data.

### 2.1 CLIP Variants with Pixel-Text Alignment

CLIP faces challenges in downstream tasks requiring localization (e.g., segmentation and detection). Consequently, recent models [4, 25, 32, 41, 44] have emerged that learn pixel-text alignment solely from image-text data without additional annotations. TCL [4] generates a text-grounded mask that represents the relationship between an image and corresponding text, then aligns the text-grounded image and the text. SimSeg [41] aims to align a sparse portion of the image and the text that only contains critical information. While these studies showcase impressive performance, they still exhibit single tag bias in image-text relationships as shown in Tab. 3 as they implicitly learn alignment from the text. In contrast, our method extracts meaningful tags from the text and uses them for learning to alleviate the bias.



## 2.2 CLIP Variants with Tag Selection

**Utilization of External NLP models** Recent studies [23, 24, 30, 38, 39] have focused on extracting tags from text for learning, relying on external NLP models (Fig. 3(b)). While some studies utilize NLP parsers [1, 16, 26] to extract nouns, others leverage Large Language Models (LLM) like Vicuna [7]. However, these tag selection techniques entirely disregard image information, resulting in two issues as shown in Fig. 5: 1) Extracting image-irrelevant tags. 2) Overlooking image-relevant tags, particularly non-nouns. However, our method is free from such issues since we only utilize the image and text for tag selection.

**Additional Filtering using Image Information** Some models [9, 37] additionally consider the image to score tags. However, they utilize globally pooled image representation, suffering from single tag bias (Fig. 1(b)). CoCu [37] additionally introduces scoring based on retrieved image relevancy, but this depends on the images retrieved, where tag-relevant images lead to a low score and vice versa, and also requires high computational cost (see Appendix B.1). Also, both models rely on external NLP models and fail to address the omission of image-relevant tags.

Our proposed tag selection method scores tags based on the relationship between a tag and its most correlated pixel without employing external NLP models or data. This method mitigates single tag bias of image embedding and problems of external NLP models as shown in Tab. 2. Then, we present a text-tag self-distillation method to enhance pixel-tag alignment to address single tag bias in image-text relationships. As this approach uses only image and text data without additional annotations, it can be applied in a model-agnostic manner.


## 3 Method

Our fine-tuning method that alleviates single tag bias consists of two stages: Tag selection by pixel-tag scoring (Sec. 3.1) and Text-tag self-distillation (Sec. 3.2). The overall framework is illustrated in Fig. 4.

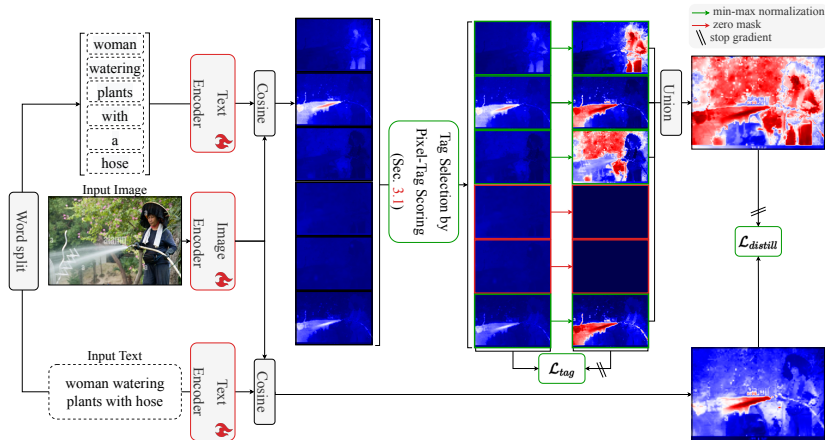
### 3.1 Tag Selection by Pixel-Tag Scoring

Given an image  $I$  of size  $H \times W$  and corresponding text  $T$  composed of tags  $\mathcal{T} = \{t_1 \cdots t_n\}$ , our objective is to extract tags,  $\mathcal{T}_{gt} \subset \mathcal{T}$  that accurately represent the image-text relationship. (e.g. for the first image in Fig. 5,  $\mathcal{T}_{gt} = \{t_1, t_2, t_3, t_6, t_7\}$ .) Importantly, our approach relies solely on the image  $I$  and the text  $T$ , without any external datasets or models.

Let  $\mathcal{E}_V, \mathcal{E}_T$  denote the image and text encoders, respectively, which provide pixel embeddings and global text embeddings:  $\mathcal{E}_V(I) \in \mathbb{R}^{H \times W \times C}$ ,  $\mathcal{E}_T(T) \in \mathbb{R}^C$  where  $C$  is the embedding dimension size of the encoder output and  $H, W$  are height and width of the image. The global image embedding can be obtained by globally average pooling the pixel embedding:  $\text{gap}(\mathcal{E}_V(I)) \in \mathbb{R}^C$ .



(a) Tag Selection by Pixel-Tag Scoring



(b) Method Overview

**Fig. 4: Overall framework of our method.** (a) **Tag selection by pixel-tag scoring:** Utilizing the similarity with the most correlated pixel as scoring, we identify a significant gap between tags related to the image and irrelevant ones. This gap guides us in selecting tags with the largest score gap as the threshold. (b) **Method overview:** Our fine-tuning approach begins by obtaining pseudo tags through our tag selection process, which are then used to create an ideal heatmap representing the image-text relationship. We address single tag bias by distilling information between the ideal and actual heatmaps. Additionally, we integrate an auxiliary loss to learn the pixel-tag relationship. Throughout this process, both the image and text encoders are trained.

A simple approach involves using the similarity between the image and a tag as a score:

$$s_{\text{image}}(t_i) := \text{sim}(\text{gap}(\mathcal{E}_V(I)), \mathcal{E}_T(t_i)), \quad (1)$$

where  $\text{sim}$  denotes similarity metric, and cosine similarity is used in our case. However, this scoring method is affected by single tag bias, as depicted in Fig. 1(b). This bias originates from the tendency of most pixels to be biased

towards a specific tag, as shown in Fig. 2(a), thereby overlooking other relevant tags.

To mitigate this issue, we propose a novel scoring approach that leverages the pixel embedding most correlated with a tag rather than relying on a global image embedding:

$$s_{\text{pixel}}^{\text{ours}}(t_i) := \max_{1 \leq h \leq H, 1 \leq w \leq W} \text{sim}(\mathcal{E}_V(I)_{hw}, \mathcal{E}_T(t_i)). \quad (2)$$

This approach ensures more accurate consideration of objects within the image since each pixel corresponds to its most similar object. Utilizing pixel embeddings from the stage before pooling to compute similarity scores increases computational overhead compared to a simple approach. However, it can be reused because the computed similarity map is used for distillation in the subsequent step (Sec. 3.2).

Subsequently, we notice a substantial score gap between tags associated with the image and those not. As illustrated in Fig. 4(a), we arrange all tags according to  $s_{\text{pixel}}^{\text{ours}}$  and compute the score difference between consecutive tags. We observed the significantly large score difference between meaningful tags and others at the boundary. Leveraging this observation, we extract pseudo tags with high scores using the largest score gap as the boundary:  $\mathcal{T}_{\text{pred}} \subset \mathcal{T}$ .

Our pixel-tag scoring ( $s_{\text{pixel}}^{\text{ours}}$ ) is derived through a straightforward calculation similar to the simple approach ( $s_{\text{image}}$ ). However, it showcases outstanding tag selection performance and effectively addresses issues encountered by methods employing external NLP models as seen in Tab. 2. Furthermore, unlike  $s_{\text{image}}$ , which relies on heuristic methods like selecting the top- $k$  tags or setting a constant threshold due to insignificant score differences beyond the major tag, our tag selection method automatically identifies appropriate tags.

### 3.2 Text-Tag Self-Distillation

In this section, we introduce a self-distillation technique designed to mitigate single tag bias arising from text embedding (Fig. 1(a)). The pseudo tags  $\mathcal{T}_{\text{pred}}$  obtained from our tag selection method (Sec. 3.1) encapsulate the relationship between the image and the text, enabling the transfer of knowledge from pseudo tags to the text. Specifically, we ensure alignment between the union of similarity maps of pseudo tags and the image with that of the text and image:

$$\text{sim}(x) := \text{sim}(\mathcal{E}_V(I), \mathcal{E}_T(x)) \in \mathbb{R}^{H \times W}, \quad (3)$$

$$\mathcal{L}_{\text{distill}} = \|\text{sim}(T) - \bigcup_{t_i \in \mathcal{T}_{\text{pred}}} \text{norm}(\text{sim}(t_i))\|_2^2, \quad (4)$$

where  $\text{sim}(x)$  is an abbreviation of the similarity map between the image  $I$  and a text  $x$ ,  $\bigcup$  is the pixel-wise (element-wise) maximum operation, and  $\text{norm}$  is min-max normalization. Here, we apply a stop-gradient operation on the union similarity map to propagate the gradients only through the text-based one.

Additionally, we introduce an auxiliary loss function to reinforce the correlation between tags and the image. Tags that are not selected are deemed irrelevant to the image; thus, we drive their similarity map toward zero. Conversely, selected tags are trained to align with the discrete map to disregard unrelated image parts:

$$\mathcal{L}_{tag} = \sum_{t_i \in \mathcal{T}} D(t_i), \text{ where } D(t_i) = \begin{cases} \|\text{sim}(t_i) - \text{norm}(\text{sim}(t_i))\|_2^2 & \text{if } t_i \in \mathcal{T}_{pred} \\ \|\text{sim}(t_i)\|_2^2 & \text{otherwise} \end{cases}. \quad (5)$$

Similar to text-tag distillation loss, we apply a stop-gradient operation on the normalized masks.

Our final fine-tuning loss function is defined as follows:

$$\mathcal{L} = \mathcal{L}_{distill} + \mathcal{L}_{tag}. \quad (6)$$






Some may question whether it is more effective to view segment-level relationships using external models like SAM [19] rather than examining pixel-level relationships. However, our method is unrestricted and versatile since we self-train the model utilizing only image and text information without additional supervision, such as ground-truth tag annotation or external models. We also provide supplementary experiments on advanced techniques utilizing external models in Appendix B.5.

## 4 Experiments

**Datasets and Implementation detail** In all experiments, we trained our model solely with image-text pairs without utilizing additional annotations like truth tag information for the text. We demonstrated its flexibility by evaluating its performance on two distinct public models [4, 44]. Furthermore, to cut computational costs, we utilized the LoRA [17] technique for all our training processes. We used the CC3M and CC12M datasets [5, 34] for training, applying an additional sample filtering strategy to reduce the use of largely uncorrelated image-text pairs.

To evaluate the performance of our tag selection method, we manually collected truth tag information for all image-text pairs of CC3M validation set [34]. Also, to see how much the single tag bias has eased, we generated the tag’s corresponding mask data for 680 image-text pairs. This was necessary because, to our knowledge, there is no existing dataset that provides a complete match of all truth tags and their corresponding masks with the text. We will make this information available through code release. Details are in Appendix C.

Additionally, for assessing our method’s effectiveness in open-vocabulary semantic segmentation using tag inputs, we use six established benchmarks: PASCAL VOC (VOC) [12], PASCAL Context (Context) [29], COCO-Stuff (Stuff), COCO-Object (Object) [3], Cityscapes (City) [10], and ADE20k (ADE) [43]. Further evaluations on segmentation performance with referring datasets, alongside conventional open-vocabulary classification tasks, and specifics of these assessments are detailed in Appendix A.1 and B.

Image	Ground Truth	NLTK	Vicuna-33B	Qwen-72B	Ours
	grilled pork ribs on the baking tray	grilled pork ribs on the baking tray	grilled pork ribs on the baking tray	grilled pork ribs on the baking tray	grilled pork ribs on the baking tray
	gold frames on the wall with green wallpaper	gold frames on the wall with green wallpaper	gold frames on the wall with green wallpaper	gold frames on the wall with green wallpaper	gold frames on the wall with green wallpaper
	businessman with laptop and cellphone sitting on rocks by the sea	businessman with laptop and cellphone sitting on rocks by the sea	businessman with laptop and cellphone sitting on rocks by the sea	businessman with laptop and cellphone sitting on rocks by the sea	businessman with laptop and cellphone sitting on rocks by the sea
	mountains reflected in a lake on the road	mountains reflected in a lake on the road	mountains reflected in a lake on the road	mountains reflected in a lake on the road	mountains reflected in a lake on the road
	/ is moored at the buoy .	/ is moored at the buoy .	/ is moored at the buoy .	/ is moored at the buoy .	/ is moored at the buoy .

correct tags
  misdeteected tags
  undeteected tags

**Fig. 5: Qualitative results of tag selection.** Tag selection using external models [2, 7, 26] suffers from two problems because they do not consider image information. **1) Extracting image-irrelevant tags (red):** Select tags that do not correlate with the corresponding image content. **2) Overlooking image-relevant tags (blue):** Cannot select tags related to the image, particularly non-nouns in the case of NLTK.

**Evaluation metrics** For evaluating tag selection, we use metrics like precision, recall, accuracy, F1 score, and mean Average Precision (mAP) as established in existing studies [15, 21]. Precision measures the fraction of accurately identified positive tags among all predicted as positive, and recall quantifies the fraction of accurately identified positive tags out of all true positive tags. Notably, since there is no predetermined label set, we adopt sample-wise mAP [20] over the standard class-wise mAP.

To evaluate segmentation performance, we use mean Intersection over Union (mIoU). For our proposed benchmark, considering the assessment of a model’s ability to capture the relationship between captions and images, we refer to this mIoU as CaptionIoU. Furthermore, given our binary mask annotation, we also report the mean false positive rate (mFPR) and mean false negative rate (mFNR) to provide a comprehensive assessment of segmentation quality.

#### 4.1 Main Results

**Multi-Tag Selection** We assess the performance of our pixel-tag scoring-based method (Sec. 3.1) in the multi-tag selection task (i.e., the performance to identify all image-related tags given only the text without prior knowledge of the tags such as pre-defined label set). This evaluation is conducted in comparison to methods that use NLP models [2, 7, 26] and other basic scoring techniques. For

**Table 2: Multi-tag selection.** The best results are **bold** and the second best results are underlined. P, precision; R, recall; F1, F1 score.

(a) Comparison based on the use of NLP models					(b) Comparison based on scoring methods					
Method	P	R	F1	Acc	Scoring	P	R	F1	Acc	mAP
NLTK	59.8	<b>83.7</b>	69.8	79.6	$s_{\text{image}}$ (Eq. (1))	<b>92.5</b>	28.6	43.7	79.5	83.2
Vicuna-7B	44.1	71.0	54.4	70.9	$s_{\text{text}}$ (Eq. (7))	85.6	29.7	44.1	79.0	82.1
Vicuna-33B	52.7	70.7	60.4	75.9	$s_{\text{image}} + s_{\text{text}}$	85.5	45.1	59.0	82.6	84.5
Qwen-72B	69.3	56.2	62.1	80.9	$s_{\text{pixel}}^{\text{ours}}$ (Eq. (2))	82.9	<u>74.5</u>	<u>78.5</u>	<u>88.6</u>	<u>90.3</u>
$s_{\text{pixel}}^{\text{ours}}$ (Eq. (2))	<u>82.9</u>	74.5	<u>78.5</u>	<u>88.6</u>	+ TTD (Ours)	<u>88.3</u>	<b>78.0</b>	<b>82.8</b>	<b>91.0</b>	<b>93.7</b>
+ TTD (Ours)	<b>88.3</b>	<u>78.0</u>	<b>82.8</b>	<b>91.0</b>						

scoring, we utilize image and text encoders from TCL [4], setting the threshold for other scoring approaches at 0.5.

As depicted in Fig. 5, tag selection with external NLP models encounters two main issues: identifying tags not pertinent to the image and missing relevant tags due to ignoring visual information. As seen in the last example, NLTK selects irrelevant tags (e.g., ‘/’) due to the overfit on pre-trained sentence structures. Nonetheless, our method largely extracts tags relevant to the image, addressing significant issues in conventional NLP models, especially identifying tags relevant to the image.

This superiority is further evident in Tab. 2. Higher precision indicates better filtering of image-irrelevant tags, while higher recall denotes improved extraction of image-relevant tags. As shown in Tab. 2(a), NLTK, the most widely used NLP parser for tag selection, exhibits high recall but at the expense of low precision, as it extracts all nouns without considering image information. Large Language Models (LLMs) show inferior performance compared to ours due to hallucination issues and lack of image consideration. In contrast, our method outperforms NLP models in both F1 score and accuracy with a significant margin, showing even better performance after fine-tuning. This indicates that our method effectively addresses the limitations of NLP models.

Tab. 2(b) presents the tag selection performance with different scoring methods. Following [9], we define a score that measures the similarity between the text and tag in addition to image-tag scoring ( $s_{\text{image}}$ ):

$$s_{\text{text}}(t_i) := \text{sim}(\mathcal{E}_T(T), \mathcal{E}_T(t_i)). \quad (7)$$

While image-tag scoring ( $s_{\text{image}}$ ) demonstrates high precision, it experiences very low recall due to the single tag bias, often leading to the selection of only one tag so it misses other image-related tags. Similarly, text-tag scoring ( $s_{\text{text}}$ ) and their combination show comparable issues. However, our approach significantly mitigates the single tag bias, showing high recall. Also, it exhibits high accuracy and mAP, which indicates the effectiveness of our scoring method. We further examine sensitivity to different thresholds and alternative scoring techniques that incorporate external data beyond the image-text pair in Appendix B.1.




Fig. 6: Qualitative results on text-level segmentation.

Table 3: Text-level semantic segmentation.

Method	CaptionIoU(%)	mFPR	mFNR
MaskCLIP [44]	41.0	0.179	0.411
+ TTD (Ours)	50.2 (+9.2)	0.256	0.242
TCL [4]	60.4	0.199	0.198
+ TTD (Ours)	65.5 (+5.1)	0.163	0.182

**Text-level Semantic Segmentation** In this task, we evaluate text-level segmentation performance, where the text encoder of CLIP processes text input using existing CLIP-based models [4, 44] and followed by the application of our fine-tuning method, TTD. Specifically, this task evaluates whether the model accurately understands the relationship between the image and the given text. As depicted in Fig. 6, traditional models show a single tag bias, mainly capturing the spatial region of only one tag. TCL often generates masks that extend beyond the relevant context. Yet, after fine-tuning with our method, the single tag bias reduces, and the fine-tuned models accurately activate all regions associated with image-related tags in the respective text.

The effectiveness of TTD is further illustrated in Tab. 3, where its integration enhances the models’ comprehension of the text-image relationship, leading to improved CaptionIoU scores (i.e., +7.2% on average). Notably, MaskCLIP exhibits a significant decrease in the mFNR score (i.e., 0.169) post-fine-tuning, indicating its improved understanding beyond a single tag. Additionally, TCL demonstrates a noteworthy decrease in mFPR. It means that after fine-tuning, the model can exclude portions unrelated to the text, indicating that our fine-tuning method enhances model alignment as well.

## 4.2 Results on Open-Vocabulary Semantic Segmentation

In the previous task, we evaluated the classification and segmentation performance of TTD-trained CLIP using text input, measuring how well the model understands the relationship between the image and the text. Subsequently,



**Table 4: Open-vocabulary semantic segmentation.** The methods are all trained only with image and text data, without additional annotations or external models. We use ViT-B/16 as the backbone for all methods.  $\mathcal{L}$ , external language models.

Method	Train datasets	$\mathcal{L}$	VOC	Context	Object	Stuff	City	ADE	Avg.
GroupViT [38]	CC12M+YFCC	✓	51.1	19.0	27.9	15.4	11.6	9.4	22.4
ViewCo [33]	CC12M+YFCC	✓	52.4	23.0	23.5	-	-	-	-
CoCu [37]	CC3&12M+COCO	✓	51.4	23.6	22.7	15.2	22.1	12.3	24.6
OVSsegmentor [39]	CC4M [39]	✓	53.8	20.4	25.1	-	-	-	-
TagAlign [24]	CC12M	✓	53.9	33.5	33.3	<b>25.3</b>	<b>27.5</b>	<b>17.3</b>	<b>31.8</b>
ReCo [35]	ImageNet1K	✗	25.1	19.9	15.7	14.8	21.1	11.2	18.0
ZeroSeg [6]	ImageNet1K	✗	40.8	20.4	20.2	-	-	-	-
ViL-Seg [25]	CC12M	✗	37.3	18.9	18.1	-	-	-	-
SimSeg [41]	CC3&12M	✗	<u>57.4</u>	26.2	29.7	-	-	-	-
SegCLIP [27]	CC12M+COCO	✗	52.6	24.7	26.5	16.1	11.2	8.8	23.3
MaskCLIP [44]	-	✗	29.3	21.1	15.5	14.7	21.6	10.4	19.0
+ TTD (Ours)	CC3&12M	✗	<b>43.1 (+13.8)</b>	<b>31.0 (+9.9)</b>	<b>26.5 (+11.0)</b>	<b>19.4 (+4.7)</b>	<b>32.0 (+10.4)</b>	<b>12.7 (+2.3)</b>	<b>27.5 (+8.5)</b>
TCL [4]	CC3&12M	✗	55.0	33.8	31.6	22.4	24.0	15.6	30.4
+ TTD (Ours)	CC3&12M	✗	<b>61.1 (+6.1)</b>	<b>37.4 (+3.6)</b>	<b>37.4 (+5.8)</b>	<b>23.7 (+1.3)</b>	<b>27.0 (+3.0)</b>	<b>17.0 (+1.4)</b>	<b>33.9 (+3.5)</b>

we conducted experiments on standard open-vocabulary semantic segmentation where the text encoder was provided with tag input. Note that our TTD training did not utilize actual tag annotation from the text. In Fig. 7, we display segmentation results with and without TTD. Our approach effectively detects the presence of objects in the image, unlike conventional models that identify objects not actually present in the image.

Tab. 4 contrasts the tag-level segmentation performance of studies employing only image-text pairs without additional annotations or external models akin to ours for fair comparison. For this reason, models [11, 13, 23, 27] that utilize additional annotations or external models (e.g. mask proposal networks) are also excluded. Additionally, we compared models that utilize NLP-based models ( $\mathcal{L}$  in the table) for tag extraction. Implementing our fine-tuning technique results in an average increase in mIoUs of 8.5% for MaskCLIP and 3.5% for TCL. Furthermore, TCL enhanced with our method outperforms existing models on benchmarks such as Pascal VOC, Pascal Context, and COCO-Object. This indicates that our approach successfully augments model alignment in addition to alleviating single tag bias.

At this point, TagAlign [24] achieved better performance on datasets that have at least 150 classes such as COCO-Stuff/ADE20K than our model. The reason for this is that TagAlign utilized multiple text information for a single image, whereas we opted for simplicity by using only a single text corresponding to each image. Therefore, the performance difference arises from the relatively insufficient positive/negative tag information in our method, indicating the potential value in further improving our fine-tuning method.

### 4.3 Ablation

In this section, we conducted ablation experiments to evaluate the impact of the techniques employed in our fine-tuning method. The assessment was performed using TCL [4] on our text-level, and Pascal VOC [12] for tag-level segmentation.



Fig. 7: Qualitative results on tag-level segmentation.

**Effect of Fine-tuning Losses** Our method incorporates two loss terms,  $\mathcal{L}_{distill}$  and  $\mathcal{L}_{tag}$ , for fine-tuning.  $\mathcal{L}_{distill}$  aims to mitigate single tag bias, while  $\mathcal{L}_{tag}$  aims to enhance the pixel-tag correlation. When solely utilizing  $\mathcal{L}_{tag}$ , there was a marginal performance enhancement observed during the min-max normalization process for each mask, as depicted in Tab. 5(a). However, the inclusion of  $\mathcal{L}_{distill}$  significantly alleviates single tag bias, leading to an improvement in both CaptionIoU and mIoU (i.e., +3.2% and +5.8%, respectively). The best performance is achieved when both losses are combined, learning each tag mask and union mask simultaneously.

**Table 5: Ablation studies**

(a) Effect of loss terms				(b) Effect of tagging method		
$\mathcal{L}_{distill}$ (Eq. (4))	$\mathcal{L}_{tag}$ (Eq. (5))	CaptionIoU	mIoU	Method	CaptionIoU	mIoU
$\times$	$\times$	60.4	55.0	Baseline [4]	60.4	55.0
$\times$	$\checkmark$	60.7 (+0.3)	58.5 (+3.5)	NLTK [26]	61.8	56.5
$\checkmark$	$\times$	63.6 (+3.2)	60.8 (+5.8)	$s_{image}$ (Eq. (1))	56.3	52.5
$\checkmark$	$\checkmark$	<b>65.5</b> (+5.1)	<b>61.1</b> (+6.1)	$s_{pixel}^{ours}$ (Eq. (2))	<b>65.5</b>	<b>61.1</b>

**Effect of Tag Selection Method** In our approach, tag selection is conducted via pixel-tag scoring (Eq. (2)) to extract pseudo tags representing the image-text relationship. Alternatively, we examine NLTK and simple image-tag scoring (Eq. (1)) for tag selection, as shown in Tab. 5(b). When employing NLTK to extract nouns from texts, due to the aforementioned issues (extraction of image-irrelevant tags and omission of image-relevant tags), the model struggles to generate the ideal text-image similarity map (i.e., the union of pseudo-tag driven maps). Consequently, the generated union map may include the activation of unrelated tags or omit activations necessary for the image-tag relationship, resulting in minor improvement. On the other hand, using image-tag scoring tends to extract a single tag, exacerbating single tag bias and resulting in a decline in both CaptionIoU and mIoU. In contrast, our tag selection method exhibits significantly enhanced performance in both tasks, indicating that the pseudo tags extracted using our method effectively capture the relationship between image and text.

## 5 Conclusion

Our research addresses the misalignment between images and text inherent in existing CLIP-based models. Specifically, we present a fine-tuning technique that resolves the issue where image and text representations are overly focused on a single tag, thereby enhancing both image segmentation and multi-tag classification within the text. This was achieved using only image and text pairs, without additional annotations. The key outcome of addressing the single tag bias is enabling CLIP to correctly identify all truth tags related to the image within the text, akin to how class activation map studies provide pixel-level class information without direct input to the network. Our TTD training method, which does not employ external modules for tag extraction, ensures that the predicted tags by the fine-tuned model have direct relevance to the image. This feature can effectively address the hallucination issue seen in conventional tag generation models, where natural language processing-based models might generate tags unrelated to the target image. Hence, our approach is valuable as it offers a solution to the hallucination problem, suggesting significant potential for various applications.

**Table 6: Implementation details.**

	MaskCLIP [44]	TCL [4]
Image size		448 × 448
Batch size		32
Total epochs		1
Optimizer		AdamW
Learning rate		1e-4
Weight decay		5e-5
Data augmentation	random resize (320-640)	→ random crop (448 × 448)
# params (M)	150.2 (original: 149.6)	179.3 (original: 178.3)
Mask post-processing	CRF	PAMR
Prompt template	no template used during train &	OpenAI template during inference

**Table 7: Effect of sample pruning.**

Sample pruning	# samples	training time (hrs)	mIoU @VOC
Baseline	-	-	55.0
✗	12,795,608	247	60.5 (+5.5)
✓	1,758,959	34	<b>61.1</b> (+6.1)

## A Experimental Details

### A.1 Implementation Details

We conduct model training using 4 NVIDIA A100 GPUs, each having 80GB of memory. Implementation details are summarized in Tab. 6. Most settings, including image size, prompt template usage, and post-processing, align with the original setup of baseline models [4, 44]. Our batch size is set to 32, the maximum feasible size given our available GPU resources. Training data consists of the CC3M and CC12M datasets [5, 34], with additional sample pruning to remove noisy samples. We calculate cosine similarity between image and text embeddings for all pairs, sampling those with similarity values exceeding the mean plus the standard deviation. Ultimately, 1.8M pairs are selected from a total of 12.8M pairs, as shown in Tab. 7. Training time has been reduced approximately seven-fold, with a performance boost of about +0.6 mIoU, underscoring the efficacy of filtering out noisy samples.

### A.2 Evaluation Details

For assessing multi-tag selection (Sec. 4.1), we utilized two distinct methodologies in the main paper. Firstly, we employed external NLP models such as the NLTK parser [26] and large language models (LLM) [2, 7]. In our utilization of LLM, we adopted identical prompts as utilized in the prior work [24]. Secondly, in our scoring-based selection, we set a threshold of 0.5 since the resulting scores ranged from 0 to 1. Our exploration shown in Fig. 8 involves adjusting

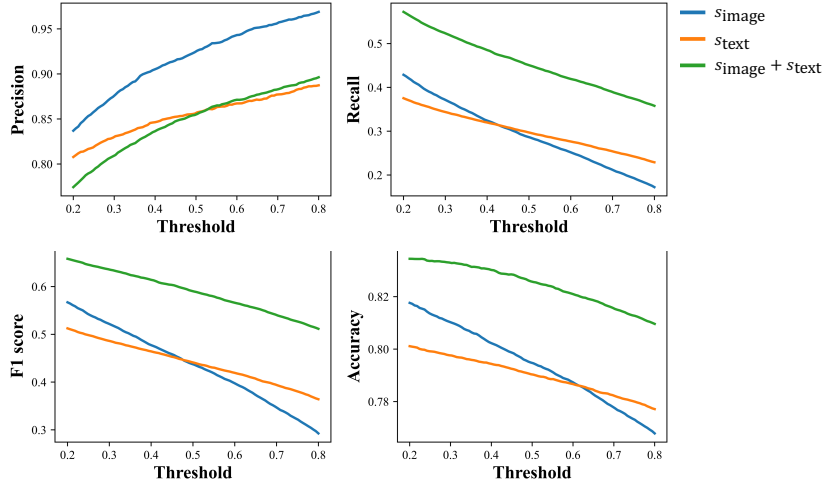


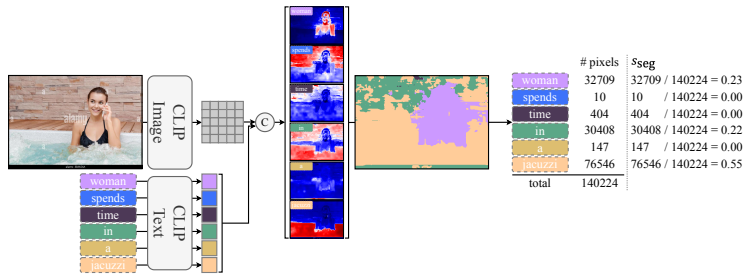
Fig. 8: Performance of multi-tag selection with varying thresholds.

the threshold from 0.2 to 0.8 and observing the corresponding evaluation outcomes. As expected, increasing the threshold led to a reduction in the number of selected tags, resulting in higher precision but lower recall. While fluctuations were observed in F1 score and accuracy, all metrics' optimal values fell short compared to our scoring approach ( $s_{\text{pixel}}^{\text{ours}}$  (Eq. (2))) as depicted in Tab. 2(b). Notably, mAP, being insensitive to the threshold, consistently highlighted the superior performance of our scoring method.

In the evaluation of text-level semantic segmentation (Sec. 4.1), we maintained a threshold of 0.4 for TCL-based experiments and 0.5 for MaskCLIP-based experiments, aligning with their original configurations where regions with similarity values surpassing the threshold are identified as foreground areas.

Table 8: Effect of tagging methods.

Method	Multi-tag selection			Segmentation	
	P	R	F1	CaptionIoU	mIoU @VOC
Baseline [4]	-	-	-	60.4	55.0
NLTK [26]	59.8	83.7	69.8	61.8	56.5
Vicuna-33B [7]	52.7	70.7	60.4	60.4	55.9
Qwen-72B [2]	69.3	56.2	62.1	60.7	56.2
$s_{\text{image}}$ (Eq. (1))	92.5	28.6	43.7	56.3	52.5
$s_{\text{pixel}}$ (Eq. (2))	82.9	74.5	<b>78.5</b>	<b>65.5</b>	<b>61.1</b>

Fig. 9: Illustration of  $s_{\text{seg}}$ .

## B Additional Experiments

In all experiments presented in this section, we assess the performance of our method (TTD) with the baseline TCL [4].

### B.1 Effect of tagging methods

As an extension of the experiments outlined in Sec. 4.3, we further investigate the impact of different tagging methods on the performance of the baseline model (TCL) trained with our method. As depicted in Tab. 8, there exists a proportional relationship between the effectiveness of tag selection and the resulting CaptionIoU performance. Improved tag selection performance leads to the generation of a more accurate ideal image-text similarity map, effectively alleviating the single tag bias. Furthermore, enhancements in tag-level segmentation performance signify an improved image-text alignment. This observation underscores the critical role of tag selection methods in enhancing the overall performance and alignment of models trained with our approach.

### B.2 Multi-Tag Selection

Here, we delve into an additional scoring method not covered in the main paper. We explore the performance of previously introduced scoring techniques ( $s_{\text{image}}$  (Eq. (1)),  $s_{\text{text}}$  (Eq. (7))) across various thresholds in Appendix A.2.

**Table 9: Multi-tag selection with different scoring methods.**

Scoring	P	R	F1	Acc	mAP
$s_{\text{image}}$ (Eq. (1))	92.5	28.6	43.7	79.5	83.2
$s_{\text{text}}$ (Eq. (7))	85.6	29.7	44.1	79.0	82.1
$s_{\text{image}} + s_{\text{text}}$	85.5	45.1	59.0	82.6	84.5
$s_{\text{seg}}$	48.4	11.4	18.4	71.9	57.9
$s_{\text{pixel}}^{\text{ours}}$ (Eq. (2))	82.9	74.5	78.5	88.6	90.3
+ TTD (Ours)	88.3	78.0	<b>82.8</b>	<b>91.0</b>	<b>93.7</b>

**Table 10: Open-Vocabulary Multi-Label Classification on NUS-WIDE [8].** \* indicates the results based on our reproduction. Ann., use of a pre-defined label set during training.

Method	Ann.	Backbone	mAP
ADDS [40]	O	ViT-B/32	36.56
MKT [15]	O	ViT-B/16	37.6
DualCoOp [36]	O	ResNet-50	43.6
TaI-DPT [14]	O	ResNet-50	44.99
CLIP [31]	X	ResNet-50	35.58
CLIP Surgery [22]	X	ResNet-50	39.99
CLIP Surgery* [22]	X	ViT-B/16	40.53
<b>Ours</b> (TCL [4]+TTD)	X	ViT-B/16	<b>42.63</b>

As mentioned in Sec. 1, each tag can be scored based on the proportion of image pixels similar to that tag ( $s_{\text{seg}}$ ). Specifically, as depicted in Fig. 9, we generate a similarity map between the image and each tag. Subsequently, for every pixel, we identify the most relevant tag with the highest similarity value, enabling us to score each tag based on the proportion of its relevant pixels. As illustrated in Tab. 8,  $s_{\text{seg}}$  demonstrates relatively high precision since it accentuates a single tag. However, due to the tendency of irrelevant tags to occupy more pixels than relevant ones, it encounters challenges in score ranking, resulting in a significantly low mAP (i.e., 57.9). In contrast, our scoring method ( $s_{\text{pixel}}$ ) effectively mitigates the single tag bias while maintaining correct ranking, resulting in high F1 score and mAP.

### B.3 Open-Vocabulary Multi-label Classification

We contrast our method with existing CLIP-based multi-label classification approaches in Tab. 10. Notably, all models except CLIP and CLIP Surgery [22] rely on a predefined label set during training, requiring subsequent fine-tuning on seen labels. To ensure fairness in comparison, we reproduce the result of CLIP Surgery without using the label set during inference, aligning with our ap-



**Table 11: Open-vocabulary semantic segmentation on referring datasets.** We use ViT-B/16 as the backbone for all methods.

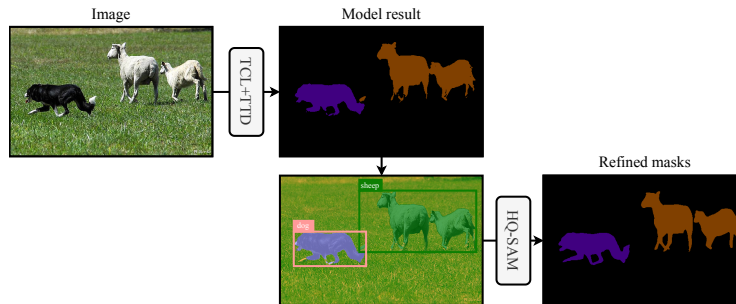
Method	RefCOCO			RefCOCO+			RefCOCOg	Average
	val	testA	testB	val	testA	testB	val	
GroupViT [38]	7.99	6.16	10.51	8.49	6.79	10.59	10.68	8.74
MaskCLIP [31]	11.52	11.85	12.06	11.87	12.01	12.57	12.74	12.09
TagAlign [24]	<b>18.75</b>	<b>20.31</b>	<u>20.64</u>	<u>19.24</u>	<u>20.88</u>	<u>21.23</u>	<u>23.69</u>	<u>20.68</u>
<b>Ours (TCL [4]+TTD)</b>	<u>18.64</u>	<u>13.17</u>	<b>25.96</b>	<b>19.75</b>	<u>14.86</u>	<b>26.35</b>	<b>28.22</b>	<b>20.99</b>

proach’s methodology.<sup>5</sup> Leveraging the same backbone (ViT-B/16), our method surpasses both CLIP and CLIP Surgery, achieving an mAP of 42.63. This performance superiority highlights the effectiveness and efficiency of our approach in multi-label classification tasks, without the need for additional fine-tuning or label annotations. Our method not only outperforms the existing techniques but also demonstrates its capacity to address classification challenges with minimal data dependencies.

#### B.4 Open-Vocabulary Semantic Segmentation on Referring Datasets

We evaluate our model, which is fine-tuned TCL [4] with our method (TTD), on referring datasets [28, 42]. Unlike the text-level and tag-level segmentations, referring segmentation involves delineating entities described in free-form text. This task demands a deeper understanding of the textual context to accurately segment the corresponding entities in the image. As depicted in Tab. 11, our model surpasses existing approaches, showcasing its proficiency in comprehending textual descriptions and effectively translating them into precise image segmentations. This demonstrates the robustness and versatility of our method across diverse segmentation tasks, further validating its potential for real-world applications where understanding complex textual descriptions is paramount.

<sup>5</sup> The original approach of CLIP Surgery requires feature correction using a predefined label set, so we use feature correction with an empty sentence instead.



**Fig. 10: Refinement process using HQ-SAM [18].** Based on the mask outputs of our model, we generate corresponding bounding boxes for each mask. Then, we generate refined masks using HQ-SAM with masks and bounding boxes.

**Table 12: Effect of additional refinement using HQ-SAM.**

Baseline	TTD (Ours)	HQ-SAM [18]	mIoU @VOC
	✗	✗	29.3
MaskCLIP [44]	✓	✗	43.1
	✓	✓	53.7
TCL [4]	✗	✗	55.0
	✓	✗	61.1
	✓	✓	63.4

### B.5 Additional Refinement with SAM

We further enhance the segmentation outputs of our model by refining them using HQ-SAM [18] as shown in Fig. 10. This involves feeding the mask output from our model and its corresponding bounding box into HQ-SAM to generate a refined mask. As illustrated in Fig. 11, the refined masks exhibit sharper object boundaries compared to those produced solely by our method. Given that the MaskCLIP-based model initially performs poorer than the TCL-based model, the refinement’s impact is more pronounced, where noisy masks are also removed. Quantitative results in Tab. 12 further support this observation, showing a significant increase of 10.6 mIoU for the MaskCLIP-based model and 2.3 for the TCL-based model. This refinement process with HQ-SAM contributes to cleaner and more accurate segmentation results, enhancing the overall performance of our approach.


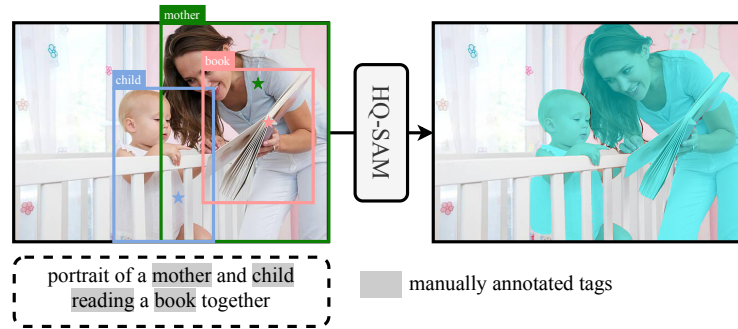


Fig. 11: Additional qualitative results on semantic segmentation on Pascal VOC, when refined with HQ-SAM [18].










**Fig. 12: Generation of Mask Annotations using HQ-SAM.** Beginning with the manually annotated tags—mother, child, reading, and book, as depicted in the figure—we manually outline the bounding boxes and points corresponding to each tag. Subsequently, by merging the masks generated from HQ-SAM, we obtain the final mask representing the relationship between the image and the text.

## C Generating Tag and Mask Annotations

For the CC3M validation dataset [34], we meticulously annotated tags (words) reflecting the relationship between an image and its corresponding text. Subsequently, we manually delineated bounding boxes and points corresponding to each tag, as illustrated in Fig. 12. Using HQ-SAM [18], we generated masks for each tag, with the union of all tag masks forming the mask illustrating the relationship between the image and the text. Finally, we filtered out 680 masks of high quality.

Our benchmark stands as the first to include tag annotation for each text along with its mask annotation. Moreover, to our knowledge, no other benchmark addresses segmentation with *text* involving *multiple objects*, crucial for assessing the model’s representation of image-text alignment.

### D Additional Qualitative Results

Image	Ground Truth	NLTK	Vicuna-33B	Qwen-72B	Ours
	starfish and seashell with hearts on the sandy beach by the ocean	starfish and seashell with hearts on the sandy beach by the ocean	starfish and seashell with hearts on the sandy beach by the ocean	starfish and seashell with hearts on the sandy beach by the ocean	starfish and seashell with hearts on the sandy beach by the ocean
	dinosaur with green grass and trees	dinosaur with green grass and trees	dinosaur with green grass and trees	dinosaur with green grass and trees	dinosaur with green grass and trees
	drops of water on a spider 's web on green foliage	drops of water on a spider 's web on green foliage	drops of water on a spider 's web on green foliage	drops of water on a spider 's web on green foliage	drops of water on a spider 's web on green foliage
	silver lace trim , from the uniform .	silver lace trim , from the uniform .	silver lace trim , from the uniform .	silver lace trim , from the uniform .	silver lace trim , from the uniform .
	man on the stump playing guitar in forest	man on the stump playing guitar in forest	man on the stump playing guitar in forest	man on the stump playing guitar in forest	man on the stump playing guitar in forest
	tourists queuing for the ferry	tourists queuing for the ferry	tourists queuing for the ferry	tourists queuing for the ferry	tourists queuing for the ferry
	underwater marine fish off the island .	underwater marine fish off the island .	underwater marine fish off the island .	underwater marine fish off the island .	underwater marine fish off the island .

correct tags
  misdetected tags
  undetected tags

Fig. 13: Additional qualitative results on multi-tag selection.




Fig. 14: Additional qualitative results on text-level segmentation.

## References

1. Akbik, A., Bergmann, T., Blythe, D., Rasul, K., Schweter, S., Vollgraf, R.: FLAIR: An easy-to-use framework for state-of-the-art NLP. In: NAACL 2019, 2019 Annual Conference of the North American Chapter of the Association for Computational Linguistics (Demonstrations). pp. 54–59 (2019) [5](#)
2. Bai, J., Bai, S., Chu, Y., Cui, Z., Dang, K., Deng, X., Fan, Y., Ge, W., Han, Y., Huang, F., et al.: Qwen technical report. arXiv preprint arXiv:2309.16609 (2023) [9](#), [15](#), [17](#)
3. Caesar, H., Uijlings, J., Ferrari, V.: Coco-stuff: Thing and stuff classes in context. In: Proceedings of the IEEE conference on computer vision and pattern recognition. pp. 1209–1218 (2018) [8](#)
4. Cha, J., Mun, J., Roh, B.: Learning to generate text-grounded mask for open-world semantic segmentation from only image-text pairs. In: Proceedings of the IEEE/CVF Conference on Computer Vision and Pattern Recognition. pp. 11165–11174 (2023) [2](#), [4](#), [8](#), [10](#), [11](#), [12](#), [14](#), [15](#), [17](#), [18](#), [19](#), [20](#)
5. Changpinyo, S., Sharma, P., Ding, N., Soricut, R.: Conceptual 12m: Pushing web-scale image-text pre-training to recognize long-tail visual concepts. In: Proceedings of the IEEE/CVF Conference on Computer Vision and Pattern Recognition. pp. 3558–3568 (2021) [8](#), [15](#)
6. Chen, J., Zhu, D., Qian, G., Ghanem, B., Yan, Z., Zhu, C., Xiao, F., Culatana, S.C., Elhoseiny, M.: Exploring open-vocabulary semantic segmentation from clip vision encoder distillation only. In: Proceedings of the IEEE/CVF International Conference on Computer Vision. pp. 699–710 (2023) [12](#)
7. Chiang, W.L., Li, Z., Lin, Z., Sheng, Y., Wu, Z., Zhang, H., Zheng, L., Zhuang, S., Zhuang, Y., Gonzalez, J.E., et al.: Vicuna: An open-source chatbot impressing gpt-4 with 90%\* chatgpt quality. See <https://vicuna.lmsys.org> (accessed 14 April 2023) [5](#), [9](#), [15](#), [17](#)
8. Chua, T.S., Tang, J., Hong, R., Li, H., Luo, Z., Zheng, Y.T.: Nus-wide: A real-world web image database from national university of singapore. In: Proc. of ACM Conf. on Image and Video Retrieval (CIVR’09). Santorini, Greece. (July 8-10, 2009) [18](#)
9. Conti, A., Fini, E., Mancini, M., Rota, P., Wang, Y., Ricci, E.: Vocabulary-free image classification. *Advances in Neural Information Processing Systems* **36** (2024) [5](#), [10](#)
10. Cordts, M., Omran, M., Ramos, S., Rehfeld, T., Enzweiler, M., Benenson, R., Franke, U., Roth, S., Schiele, B.: The cityscapes dataset for semantic urban scene understanding. In: Proceedings of the IEEE conference on computer vision and pattern recognition. pp. 3213–3223 (2016) [8](#)
11. Ding, J., Xue, N., Xia, G.S., Dai, D.: Decoupling zero-shot semantic segmentation. In: Proceedings of the IEEE/CVF Conference on Computer Vision and Pattern Recognition. pp. 11583–11592 (2022) [12](#)
12. Everingham, M., Van Gool, L., Williams, C.K., Winn, J., Zisserman, A.: The pascal visual object classes (voc) challenge. *International journal of computer vision* **88**, 303–338 (2010) [8](#), [12](#)
13. Guo, J., Wang, Q., Gao, Y., Jiang, X., Tang, X., Hu, Y., Zhang, B.: Mvp-seg: Multi-view prompt learning for open-vocabulary semantic segmentation. arXiv preprint arXiv:2304.06957 (2023) [12](#)
14. Guo, Z., Dong, B., Ji, Z., Bai, J., Guo, Y., Zuo, W.: Texts as images in prompt tuning for multi-label image recognition. In: Proceedings of the IEEE/CVF Conference on Computer Vision and Pattern Recognition. pp. 2808–2817 (2023) [18](#)



15. He, S., Guo, T., Dai, T., Qiao, R., Shu, X., Ren, B., Xia, S.T.: Open-vocabulary multi-label classification via multi-modal knowledge transfer. In: Proceedings of the AAAI Conference on Artificial Intelligence. vol. 37, pp. 808–816 (2023) [9](#), [18](#)
16. Honnibal, M., Montani, I.: spaCy 2: Natural language understanding with Bloom embeddings, convolutional neural networks and incremental parsing (2017), to appear [5](#)
17. Hu, E.J., Shen, Y., Wallis, P., Allen-Zhu, Z., Li, Y., Wang, S., Wang, L., Chen, W.: Lora: Low-rank adaptation of large language models. arXiv preprint arXiv:2106.09685 (2021) [8](#)
18. Ke, L., Ye, M., Danelljan, M., Tai, Y.W., Tang, C.K., Yu, F., et al.: Segment anything in high quality. *Advances in Neural Information Processing Systems* **36** (2024) [20](#), [21](#), [22](#)
19. Kirillov, A., Mintun, E., Ravi, N., Mao, H., Rolland, C., Gustafson, L., Xiao, T., Whitehead, S., Berg, A.C., Lo, W.Y., et al.: Segment anything. arXiv preprint arXiv:2304.02643 (2023) [8](#)
20. Kobayashi, T.: Two-way multi-label loss. In: Proceedings of the IEEE/CVF Conference on Computer Vision and Pattern Recognition. pp. 7476–7485 (2023) [9](#)
21. Li, M., Wang, D., Liu, X., Zeng, Z., Lu, R., Chen, B., Zhou, M.: Patchct: Aligning patch set and label set with conditional transport for multi-label image classification. In: Proceedings of the IEEE/CVF International Conference on Computer Vision. pp. 15348–15358 (2023) [9](#)
22. Li, Y., Wang, H., Duan, Y., Li, X.: Clip surgery for better explainability with enhancement in open-vocabulary tasks. arXiv preprint arXiv:2304.05653 (2023) [18](#)
23. Liang, F., Wu, B., Dai, X., Li, K., Zhao, Y., Zhang, H., Zhang, P., Vajda, P., Marculescu, D.: Open-vocabulary semantic segmentation with mask-adapted clip. In: Proceedings of the IEEE/CVF Conference on Computer Vision and Pattern Recognition. pp. 7061–7070 (2023) [5](#), [12](#)
24. Liu, Q., Zheng, K., Wei, W., Tong, Z., Liu, Y., Chen, W., Wang, Z., Shen, Y.: Tagalign: Improving vision-language alignment with multi-tag classification. arXiv preprint arXiv:2312.14149 (2023) [5](#), [12](#), [15](#), [19](#)
25. Liu, Q., Wen, Y., Han, J., Xu, C., Xu, H., Liang, X.: Open-world semantic segmentation via contrasting and clustering vision-language embedding. In: European Conference on Computer Vision. pp. 275–292. Springer (2022) [4](#), [12](#)
26. Loper, E., Bird, S.: Nltk: The natural language toolkit. arXiv preprint cs/0205028 (2002) [5](#), [9](#), [14](#), [15](#), [17](#)
27. Luo, H., Bao, J., Wu, Y., He, X., Li, T.: Segclip: Patch aggregation with learnable centers for open-vocabulary semantic segmentation. In: International Conference on Machine Learning. pp. 23033–23044. PMLR (2023) [12](#)
28. Mao, J., Huang, J., Toshev, A., Camburu, O., Yuille, A.L., Murphy, K.: Generation and comprehension of unambiguous object descriptions. In: Proceedings of the IEEE conference on computer vision and pattern recognition. pp. 11–20 (2016) [19](#)
29. Mottaghi, R., Chen, X., Liu, X., Cho, N.G., Lee, S.W., Fidler, S., Urtasun, R., Yuille, A.: The role of context for object detection and semantic segmentation in the wild. In: Proceedings of the IEEE conference on computer vision and pattern recognition. pp. 891–898 (2014) [8](#)
30. Mukhoti, J., Lin, T.Y., Poursaeed, O., Wang, R., Shah, A., Torr, P.H., Lim, S.N.: Open vocabulary semantic segmentation with patch aligned contrastive learning. In: Proceedings of the IEEE/CVF Conference on Computer Vision and Pattern Recognition. pp. 19413–19423 (2023) [5](#)

31. Radford, A., Kim, J.W., Hallacy, C., Ramesh, A., Goh, G., Agarwal, S., Sastry, G., Askell, A., Mishkin, P., Clark, J., et al.: Learning transferable visual models from natural language supervision. In: International conference on machine learning. pp. 8748–8763. PMLR (2021) [1](#), [4](#), [18](#), [19](#)
32. Ranasinghe, K., McKinzie, B., Ravi, S., Yang, Y., Toshev, A., Shlens, J.: Perceptual grouping in contrastive vision-language models. In: Proceedings of the IEEE/CVF International Conference on Computer Vision. pp. 5571–5584 (2023) [4](#)
33. Ren, P., Li, C., Xu, H., Zhu, Y., Wang, G., Liu, J., Chang, X., Liang, X.: Viewco: Discovering text-supervised segmentation masks via multi-view semantic consistency. arXiv preprint arXiv:2302.10307 (2023) [12](#)
34. Sharma, P., Ding, N., Goodman, S., Soricut, R.: Conceptual captions: A cleaned, hypernymed, image alt-text dataset for automatic image captioning. In: Proceedings of the 56th Annual Meeting of the Association for Computational Linguistics (Volume 1: Long Papers). pp. 2556–2565 (2018) [8](#), [15](#), [22](#)
35. Shin, G., Xie, W., Albanie, S.: Reco: Retrieve and co-segment for zero-shot transfer. *Advances in Neural Information Processing Systems* **35**, 33754–33767 (2022) [12](#)
36. Sun, X., Hu, P., Saenko, K.: Dualcoop: Fast adaptation to multi-label recognition with limited annotations. *Advances in Neural Information Processing Systems* **35**, 30569–30582 (2022) [18](#)
37. Xing, Y., Kang, J., Xiao, A., Nie, J., Shao, L., Lu, S.: Rewrite caption semantics: Bridging semantic gaps for language-supervised semantic segmentation. *Advances in Neural Information Processing Systems* **36** (2024) [5](#), [12](#)
38. Xu, J., De Mello, S., Liu, S., Byeon, W., Breuel, T., Kautz, J., Wang, X.: Groupvit: Semantic segmentation emerges from text supervision. In: Proceedings of the IEEE/CVF Conference on Computer Vision and Pattern Recognition. pp. 18134–18144 (2022) [5](#), [12](#), [19](#)
39. Xu, J., Hou, J., Zhang, Y., Feng, R., Wang, Y., Qiao, Y., Xie, W.: Learning open-vocabulary semantic segmentation models from natural language supervision. In: Proceedings of the IEEE/CVF Conference on Computer Vision and Pattern Recognition. pp. 2935–2944 (2023) [5](#), [12](#)
40. Xu, S., Li, Y., Hsiao, J., Ho, C., Qi, Z.: A dual modality approach for (zero-shot) multi-label classification. arXiv preprint arXiv:2208.09562 (2022) [18](#)
41. Yi, M., Cui, Q., Wu, H., Yang, C., Yoshie, O., Lu, H.: A simple framework for text-supervised semantic segmentation. In: Proceedings of the IEEE/CVF Conference on Computer Vision and Pattern Recognition. pp. 7071–7080 (2023) [4](#), [12](#)
42. Yu, L., Poirson, P., Yang, S., Berg, A.C., Berg, T.L.: Modeling context in referring expressions. In: *Computer Vision—ECCV 2016: 14th European Conference, Amsterdam, The Netherlands, October 11–14, 2016, Proceedings, Part II* 14. pp. 69–85. Springer (2016) [19](#)
43. Zhou, B., Zhao, H., Puig, X., Xiao, T., Fidler, S., Barriuso, A., Torralba, A.: Semantic understanding of scenes through the ade20k dataset. *International Journal of Computer Vision* **127**, 302–321 (2019) [8](#)
44. Zhou, C., Loy, C.C., Dai, B.: Extract free dense labels from clip. In: *European Conference on Computer Vision*. pp. 696–712. Springer (2022) [4](#), [8](#), [11](#), [12](#), [15](#), [20](#)