

A PARALLEL ATTENTION NETWORK FOR CATTLE FACE RECOGNITION

Jiayu Li^{1,*}, Xuechao Zou^{1,*}, Shiying Wang¹, Ben Chen¹, Junliang Xing², Pin Tao^{1,2,†}

¹Qinghai University, Department of Computer Technology and Applications, Xining, China

²Tsinghua University, Department of Computer Science and Technology, Beijing, China

ABSTRACT

Cattle face recognition holds paramount significance in domains such as animal husbandry and behavioral research. Despite significant progress in confined environments, applying these accomplishments in wild settings remains challenging. Thus, we create the first large-scale cattle face recognition dataset, ICRWE, for wild environments. It encompasses 483 cattle and 9,816 high-resolution image samples. Each sample undergoes annotation for face features, light conditions, and face orientation. Furthermore, we introduce a novel parallel attention network, PANet. Comprising several cascaded Transformer modules, each module incorporates two parallel Position Attention Modules (PAM) and Feature Mapping Modules (FMM). PAM focuses on local and global features at each image position through parallel channel attention, and FMM captures intricate feature patterns through non-linear mappings. Experimental results indicate that PANet achieves a recognition accuracy of 88.03% on the ICRWE dataset, establishing itself as the current state-of-the-art approach. The source code is available in the supplementary materials.

Index Terms— Cattle Face Recognition, Attention Mechanisms, Vision Transformer

1. INTRODUCTION

With the rapid advancement of computer vision technology, the livestock industry is making strides toward a digital platform wherein artificial intelligence plays a pivotal role in achieving informatization and intelligence in animal husbandry. This drives a swift transformation of traditional farming methods towards greener, more efficient, and more precise.

In the pursuit of achieving meticulous management of cattle, the identification of cattle entities has emerged as a pivotal technological facet. Traditional methods for cattle recognition primarily rely on physical identifiers such as wearing ear tags and embedding chips. However, these conventional methods entail risks of vulnerability, susceptibility to loss, and susceptibility to tampering, potentially causing harm to the animals. Therefore, computer vision and artificial intelligence technologies have been introduced. Non-touch identity recognition

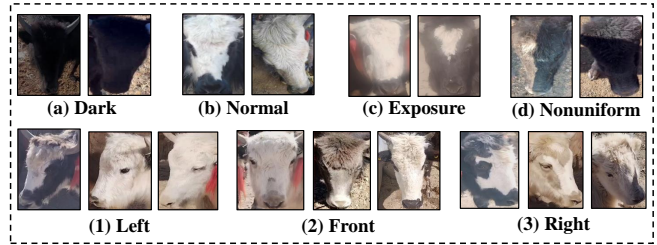


Fig. 1. Samples of cattle faces from the dataset exhibiting variations in lighting conditions and different face orientations.

methods based on biometric feature images have demonstrated efficient and precise potential in the realm of cattle recognition.

We investigated the primary research methods in the field of cattle recognition. From the retina [1] and iris [2] of the cattle’s eyes to the nose print and the overall individual [3, 4], existing algorithms are predominantly focused on artificially captivity environments, making them challenging to apply in the large-scale wild environment. Due to various environmental factors in the wild, such as different lighting conditions and diverse orientations of cattle faces, the quality of cattle images captured in wild environments is suboptimal, and the background is highly intricate. This renders the direct migration of existing cattle recognition algorithms tailored for confined cattle challenging in the context of the wilderness environment. Furthermore, compared to cattle in artificial captivity, the image data of cattle in real wild scenarios is relatively limited, posing data collection and annotation difficulties.

Hence, we collected and annotated the first large-scale dataset for cattle recognition in a wild environment, ICRWE. Leveraging manually annotated cattle face data, we trained a YOLOv5¹ model to obtain a cattle face detection model. Subsequently, we employed this model to crop the cattle faces from the original captured images, thereby diminishing interference from intricate backgrounds and optimizing the dataset images. Our primary contributions can be summarized as follows:

- We propose ICRWE, the first large-scale dataset for cattle face recognition in wild environments. It covers diverse lighting conditions and face orientations. We also

*Equal contribution.

†Corresponding author.

¹<https://github.com/ultralytics/yolov5>

annotated and trained a model for cattle face detection to remove the background in the original images.

- We introduced a novel parallel attention network, PANet. The network architecture comprises multiple cascaded Transformer modules with parallel PAM and FMM components. PAM, employing a parallel channel attention mechanism, focuses on the local and global features of the image, while FMM excels in capturing intricate feature patterns through nonlinear mapping. Amalgamating a robust feature from two branches significantly enhanced the performance of cattle recognition.
- The experiments demonstrate that PANet achieved a state-of-the-art accuracy of 88.03% on the challenging real-world wild cattle face recognition dataset (ICRWE).

2. RELATED WORK

2.1. Cattle Recognition

Cattle face recognition is a biometric identification technology that verifies or identifies individuals by analyzing specific biological features of cattle. Currently, methods for cattle recognition primarily encompass biometric approaches such as retinal recognition [1], iris recognition [2], nose print recognition, and face recognition [5]. Rusk *et al.* [1] through voluntary efforts, conducted manual recognition of cattle and sheep based on retinal images. The results indicated an accuracy rate of 96.2% in identifying cattle. Kong *et al.* [2] proposed the use of iris features for identity recognition. Kumar *et al.* [6] utilized texture features to describe the features extracted from different Gaussian pyramid smoothing levels of cattle nose print images. Face recognition methods for cattle involve extracting face image information using deep learning techniques, Xia *et al.* [7] proposed a face description model based on Local binary pattern texture features. They utilized principal component analysis combined with sparse representation classification to recognize the face images of cattle. Zheng *et al.* [8] incorporate a learnable mask matrix into the ViT, utilizing the mask matrix to discern the significance of image blocks.

Existing research in cattle recognition primarily focuses on artificially captivity environments, not meeting the practical demand for large-scale recognition in the wild. Current datasets mainly focus on detection and classification, with a relatively limited number specifically designed for cattle recognition. To address this gap, we created ICRWE, the initial large-scale dataset for cattle face recognition in wild environments.

2.2. Attention Mechanism

The attention mechanism plays a crucial role in the field of artificial intelligence, notably in areas such as computer vision [9, 10, 11, 12], natural language processing, and speech processing [13, 14]. SENet [15] introduced the mechanism of channel attention. By assimilating the significance weights of each channel, it dynamically adjusts the channel weights of the

Table 1. Comparison of our ICRWE dataset with existing datasets for cattle recognition. “-” indicates that the original paper did not disclose the corresponding metric.

Ref.	IDs	Sample	Size	P. E.	FDA	LIA	FOA
[3]	136	1,237	640×480	Cap.	×	×	×
[4]	400	4,000	-	Cap.	×	×	×
[21]	105	1,433	640×480	Cap.	✓	×	×
[5]	36	187	-	Cap.	×	×	×
[22]	200	8,000	-	Cap.	✓	×	×
[23]	70	2,218	-	Cap.	×	×	×
Ours	483	9,816	720×1,080	Wild	✓	✓	✓

feature map, thereby enhancing meaningful feature representations. In 2018, Woo *et al.* [16] introduced CBAM, combining channel attention and spatial attention mechanisms. CBAM achieves global awareness and organized integration of feature maps by considering the importance of both channel and spatial features. In 2020, Wang *et al.* [17] introduced ECA-Net, which presents an efficient channel attention mechanism, improving feature representational capacity by adaptively adjusting channel feature weights. Both ViT [18] and Swin [19] employ the self-attention mechanism, enabling the model to focus dynamically on information from different positions within the input sequence. In 2022, Liu *et al.* [20] introduced ConvNeXt, a model that integrates dense connections, group convolutions, and a self-attention mechanism reminiscent of Transformers. This integration captures vital connections between positions, enhancing model stability, generalization, and resistance to interference. In cattle face recognition, the attention mechanisms are underused. In the wild, low-quality cattle images and complex backgrounds render traditional recognition algorithms impractical. Therefore, we propose a parallel attention network, PANet, for cattle face recognition.

3. DATASET

3.1. Dataset Creation

We employed a non-intrusive and non-disruptive video recording method for the data collection of cattle behavior. Specifically, we selected cattle in their natural state, freely grazing and in good health, as our study subjects. The data collection period we have spanned from September to October 2023. During the data acquisition process, we maintained a distance of 1 to 3 meters from the cattle, utilizing high-resolution cameras for recording. The filming duration for each individual ranged from 5 to 10 seconds. The collected videos are stored in MP4 format, totaling 483 cattle. During the video processing stage, we manually curated and removed images with severe motion blur or those without cattle due to camera capture. Subsequently, we annotated the partly images with cattle faces and trained a YOLOv5 to obtain an efficient cattle face detec-

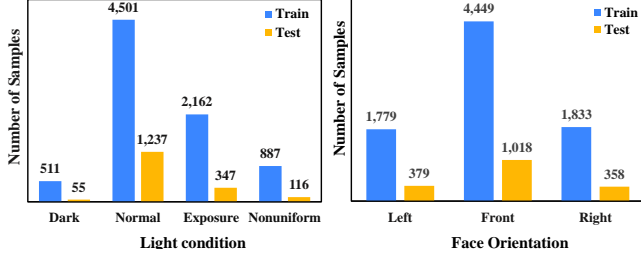


Fig. 2. Statistical results for four levels of lighting condition and three face orientations in the training and testing datasets.

tion model. This model performed face detection on the total dataset, cropping the detected cattle faces to create a cattle face recognition dataset. Subsequently, we applied operations like horizontal flipping, brightness adjustment, and translation. Annotations were conducted for lighting conditions and face orientation Fig. 1. We categorized the lighting condition into four levels: dark, normal, exposure, and non-uniform. Furthermore, we classified cattle face orientations into front, right, and left. The statistical results are depicted in Fig. 2.

3.2. Dataset Properties

The dataset comprises face samples from 483 cattle, totaling 9,816 samples. We address interference factors in wild environments affecting cattle face recognition, considering elements such as lighting conditions and face orientation in dataset annotations. The comparison between our ICRWE dataset and existing datasets for cattle recognition is presented in Table 1. In this chart, P.E. indicates the photography environment, whether captive or in the wild. FDA, LIA, and FOA respectively stand for face annotation, lighting annotation, and face orientation annotation. As illustrated in Fig. 3, The training set and test set were partitioned in an 8:2 ratio. Additionally, to simulate real-world scenarios, we select one sample from each cattle’s test set and include it in the feature library, forming the feature library for the testing set.

4. METHOD

4.1. Overall Pipeline

Problem Definition. Each cattle possesses its unique identity ID. For the dataset $D = \{(x, y), x \in X, y \in Y\}$, where x is the cattle face image and y represents the identity ID corresponding to x . To simulate real-world scenarios, we establish a feature library L , which includes a randomly selected cattle face image x_l and its corresponding identity ID y_l for each cattle to be recognized. Each cattle to be recognized has multiple cattle face samples x_t . By calculating the similarity between x_l and x_t in the feature repository, we identify the ID y_l with the highest similarity to x_l . Cosine distance is employed to calculate the similarity. If the highest similarity y_l matches

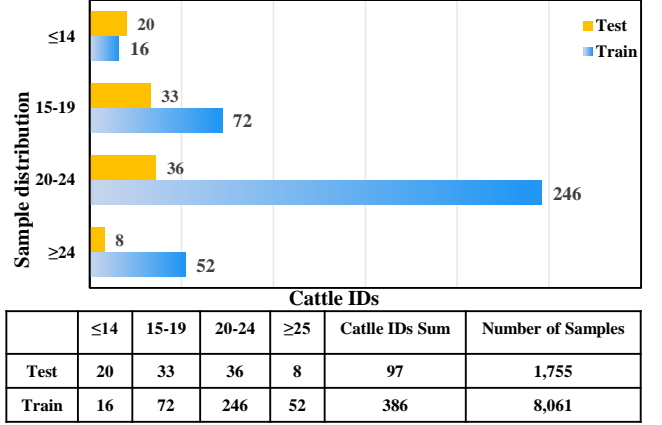


Fig. 3. The distribution and statistics of sample quantities for each cattle in both the training and testing sets.

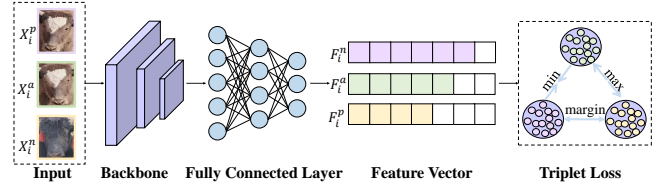


Fig. 4. The network framework employed in the method of cattle recognition based on cattle face features.

the ID y_t of x_t in the feature library L , then the recognition is correct. Otherwise, it is considered incorrect. The accuracy is calculated as follows:

$$ACC = TP/N, \quad (1)$$

where TP is the number of correctly identified cattle face samples, and N is the total count of samples to be recognized.

Training Framework. The overall training framework, as illustrated in Fig. 4, begins by taking the cattle face image as input. The image undergoes feature extraction through the backbone, followed by a fully connected layer that reflects these feature maps into a 128-dimensional vector. Training is performed using a triplet loss function. We randomly select a sample X_i^a from the dataset as an anchor. Simultaneously, we randomly choose samples X_i^p from the same IDs as the anchor’s positive examples and samples X_i^n from different IDs as negative examples. We opted for semi-hard [24] triplet selection during training. The formula for the loss function is:

$$L_{triplet} = \sum_{i=0}^{N-1} [d_1 - d_2 + \alpha]_+, \quad (2)$$

where α is a margin that is enforced between positive and negative pairs. d_1 represents the distance between samples from the same cattle, while d_2 signifies the distance between samples from different cattle.

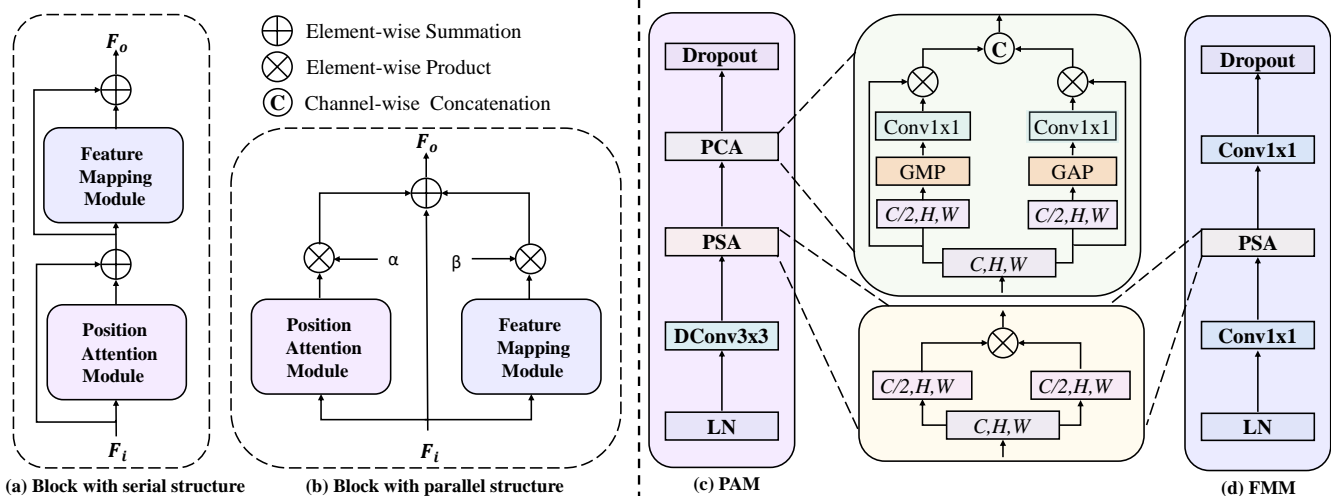


Fig. 5. (a) Sequential Transformer structure; (b) Parallel Transformer structure; (c) The specific architectural implementation of the Position Attention Modules (PAM); (d) The specific architectural implementation of the Feature Mapping Modules (FMM).

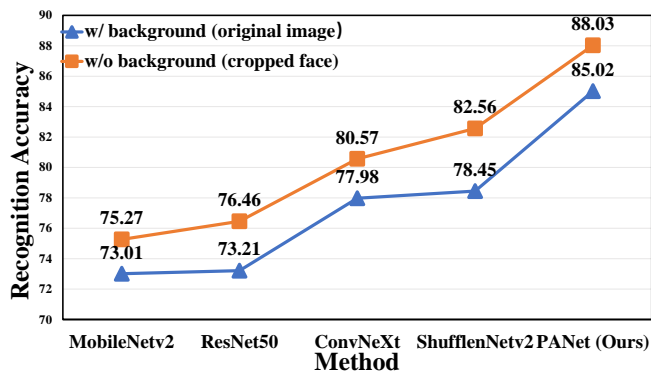


Fig. 6. The accuracy of cattle recognition under two input conditions: with background and without background.

4.2. Proposed Network

We introduce a novel parallel attention network, PANet, which consists of two integral components: the backbone and the fully connected layer. The backbone is dedicated to cattle face feature extraction, while the fully connected layer maps features into a vector of dimensionality 128.

Our backbone architecture draws inspiration from the multi-stage design introduced in Swin [19], where each stage comprises several stacked blocks. We have eschewed the conventional serial Transformer architecture depicted in Fig. 5 (a) and instead introduced a parallel Transformer structure, as illustrated in Fig. 5 (b). The feature map $\mathbf{F}_i \in \mathbb{R}^{C \times H \times W}$ is simultaneously fed into PAM and FMM for processing, followed by the residual aggregation to yield the output features:

$$\mathbf{F}_o = \text{PAM}(\mathbf{F}_i) \otimes \alpha + \text{FMM}(\mathbf{F}_i) \otimes \beta + \mathbf{F}_i, \quad (3)$$

where $\alpha \in \mathbb{R}^{C \times 1 \times 1}$ and $\beta \in \mathbb{R}^{C \times 1 \times 1}$ are learnable param-

eters, allowing the model to autonomously learn the importance of each channel to the specific task. \mathbf{F}_i represents the input cattle face feature, and \mathbf{F}_o represents the output feature map.

Position Attention Module. The attention mechanism allows the model to learn the importance of input features at various positions dynamically. We have devised a parallel attention module, such as Fig. 5 (c). Layer normalization is applied for the input feature \mathbf{F}_i , followed by feature extraction using depth-wise separable convolution. Subsequently, an approximate gating operation is implemented through the Parallel Self-Activation (PSA) [31] mechanism. This operation divides the input tensor into two parts along the channel dimension, followed by element-wise multiplication. Finally, the proposed Parallel Channel Attention (PCA) module is employed for positional attention selection. It divides the input feature map into two equally channel-wise parts, $\mathbf{F}_i^1 \in \mathbb{R}^{\frac{C}{2} \times H \times W}$ and $\mathbf{F}_i^2 \in \mathbb{R}^{\frac{C}{2} \times H \times W}$. The definition of the PAM is as follows:

$$\mathbf{F}_{\text{pam}} = \text{PCA}(\text{PSA}(\text{DConv}_{3 \times 3}(\gamma(\mathbf{F}_i))))), \quad (4)$$

where, γ represents layer normalization, and $\text{DConv}_{3 \times 3}$ denotes depthwise separable convolution. Some details, such as reshaping and dropout, are omitted for the sake of simplicity. The computation is subsequently performed as follows:

$$\text{PCA}(\mathbf{F}_i) = \varphi(\mathbf{F}_i^1 \otimes \text{GMP}(\mathbf{F}_i^1), \mathbf{F}_i^2 \otimes \text{GAP}(\mathbf{F}_i^2)), \quad (5)$$

where GMP denotes global max-pooling, preserving locally salient features; GAP represents global average pooling, extracting overall global information; φ signifies the concatenation of channel attention results for two distinct pooling methods, amalgamating both global and local information.

Feature Mapping Module. The MLP is pivotal in neural networks; our design of the Multi-Layer Perceptron is illustrated

Table 2. Accuracy (%) and efficiency of cattle face recognition on the proposed ICRWE dataset for PANet and existing methods.

Method	Light Condition				Face Orientation			Sum	#M ↓	#P ↓
	Dark	Normal	Exposure	Nonuniform	Left	Front	Right			
ResNet50 [25] ^{CVPR15}	2.10	55.56	15.67	3.13	15.32	47.12	14.07	76.46	4.13	23.76
SENet [15] ^{CVPR18}	2.62	53.33	16.75	5.01	15.67	47.24	14.81	77.72	4.14	26.30
MobileNetv2 [26] ^{CVPR18}	2.39	55.15	13.45	4.27	13.21	49.80	12.25	75.27	1.17	3.57
ShuffleNetv2 [27] ^{ECCV18}	2.79	57.60	10.77	5.70	17.49	49.34	15.72	82.56	0.15	1.38
Res2Net [28] ^{CVPR19}	2.16	44.67	12.67	3.64	11.91	38.01	10.60	60.51	4.23	23.27
EfficientNet [29] ^{PMLR19}	2.34	48.66	15.10	4.22	13.73	43.84	12.71	70.31	0.03	0.84
HRNet [30] ^{CVPR19}	2.16	54.30	15.33	4.67	15.04	47.41	14.02	76.41	4.35	19.51
ViT [18] ^{ICLR21}	2.51	52.08	15.84	4.96	15.95	46.38	13.05	75.39	55.40	86.23
Swin [19] ^{CVPR21}	2.22	51.79	15.61	4.78	14.24	46.89	13.27	74.41	4.50	28.95
ConvNeXt [20] ^{CVPR22}	2.11	57.89	16.46	4.10	14.98	50.54	15.04	80.57	4.51	29.01
PANet (Ours)	2.80	61.82	18.48	4.96	18.80	53.10	16.13	88.03	2.83	19.61

Table 3. Ablation study results of different network structures.

Serial	Parallel	GAP	GMP	Acc (%)
✓	×	✓	×	73.11
✓	×	×	✓	74.02
✓	×	✓	✓	76.35
×	✓	✓	×	85.52
×	✓	×	✓	86.58
×	✓	✓	✓	88.03

in Fig. 5 (d). The input image F_i undergoes layer normalization, followed by a convolution operation. Similarly, the gating mechanism of the PSA module is applied, and then a convolution adjusts the feature map dimensions to align with the model’s requirements. The definition of FMM is as follows:

$$F_{fmm} = \text{MLP}(\gamma(F_i)), \quad (6)$$

where MLP integrates information across channels, and PSA functions as the non-linear activation in this context.

5. EXPERIMENTS AND RESULTS

This experiment utilized an NVIDIA Tesla V100 with 32GB of RAM, configured with a training cycle of 300 epochs and a batch size of 16. For the stability of the initial learning phase, we set the initial learning rate to $5e-4$, with a weight decay of $5e-2$. We implemented a cosine annealing learning rate decay strategy to optimize the learning rate. Due to variations in image pixel sizes, we resized the images to 224×224 .

5.1. Comparison with SOTA Methods

ICRWE takes into account the influence of light conditions and face orientation in cattle face recognition. The experimental results are presented in Table 2, #M (MACs, G) and #P (Params,

M) denote the number of multiply-accumulate operations and the number of parameters, respectively. Regarding lighting conditions, PANet consistently outperforms other methods across various lighting conditions, particularly excelling in normal scenarios with improvements of 3.93%, respectively, compared to suboptimal methods. Regarding face orientation, PANet notably enhances recognition accuracy by 1.31% and 2.56% in left and front orientations, respectively, compared to the ConvNeXt. PANet demonstrates outstanding performance, achieving an overall recognition accuracy of 88.03%. Furthermore, PANet exhibits a relatively lower parameter count and computational complexity. These results thoroughly validate the rationale behind our dataset design and underscore the potential value of PANet in practical applications.

5.2. Ablation and Analysis

We conducted ablation experiments to investigate the impact of connectivity and attention modules on the performance of our proposed model for cattle recognition. The results are as depicted in Table 3. We observed a significant performance improvement of 11.68% under the Parallel connectivity scheme. Simultaneously employing GAP and GMP attention modules represents an improvement of 2.51% over using GAP alone and 1.45% over using GMP alone. We employed various models to experimentally compare images with the original background retained and images with removed backgrounds. According to the experimental results depicted in Fig. 6, we observed a significant improvement in cattle face recognition accuracy after all methods’ background cropping. The empirical evidence substantiates the efficacy of background cropping in enhancing the dataset during its curation process.

6. CONCLUSION

This paper introduces the first large-scale cattle recognition dataset, ICRWE, designed explicitly for wild environments,

alongside a parallel attention network, PANet. These contributions enrich the data resources and algorithmic approaches in the field of cattle recognition, and will have a positive impact on practical livestock applications in wild environments.

7. ACKNOWLEDGEMENTS

This work was partly supported by the National Natural Science Foundation of China under Grant No. 62222606 and 62076238.

8. REFERENCES

- [1] Clinton P Rusk, Christine R Blomeke, Mark A Balschweid, and Stephen J Elliott, "An evaluation of retinal imaging technology for 4-h beef and sheep identification," *JOE*, vol. 44, pp. 9, 2006.
- [2] Kong Qiang and Zhao Lindu, "Research on the application of iris recognition in meat-food supply chain management," *CSSJ*, vol. 19, pp. 6, 2009.
- [3] Rotimi-Williams Bello, Abdullah Zawawi Talib, Ahmad Sufiril Azlan Mohamed, and Daniel A. Olubummo, "Image-based individual cow recognition using body patterns," *IJACSA*, vol. 11, pp. 92–98, 2020.
- [4] Amey Bhole, Falzon, et al., "A computer vision pipeline that uses thermal and rgb images for the recognition of holstein cattle," in *CAIP*, 2019, pp. 108–119.
- [5] Hongyu Wang, Junping Qin, and Qinqin Hou, "Cattle face recognition method based on parameter transfer and deep learning," in *JPCS*, 2020, vol. 1453, p. 012054.
- [6] SantoshKumar, Amit Pandey, et al., "Deep learning framework for recognition of cattle using muzzle point image pattern," *Measurement*, vol. 116, pp. 1–17, 2018.
- [7] Xia Maogeng and Cai Cheng, "Cattle face recognition using sparse representation classifier," *ICIC-ELB*, vol. 3, pp. 1499–1505, 2012.
- [8] Peng Zheng, Lei Shen, Hao Liu, et al., "Bull face recognition algorithm based on vision transformer model," *Journal of Hangzhou Dianzi University*, vol. 42, pp. 40–46, 2022.
- [9] Chen Ben, Zou Xuechao, Zhang Yu, Li Jiayu, et al., "Leformer: A hybrid cnn-transformer architecture for accurate lake extraction from remote sensing imagery," *arXiv preprint arXiv:2308.04397*, 2023.
- [10] Xuechao Zou, Kai Li, Junliang Xing, Yu Zhang, Shiyang Wang, Lei Jin, and Pin Tao, "Diffcr: A fast conditional diffusion framework for cloud removal from optical satellite images," *arXiv preprint arXiv:2308.04417*, 2023.
- [11] Xuechao Zou, Kai Li, Junliang Xing, et al., "Pmaa: A progressive multi-scale attention autoencoder model for high-performance cloud removal from multi-temporal satellite imagery," in *ECAI*, 2023, pp. 3165–3172.
- [12] Kai Li, Shenghao Yang, Runting Dong, Xiaoying Wang, and Jianqiang Huang, "Survey of single image super-resolution reconstruction," *IET Image Processing*, vol. 14, pp. 2273–2290, 2020.
- [13] Kai Li, Runxuan Yang, and Xiaolin Hu, "An efficient encoder-decoder architecture with top-down attention for speech separation," in *ICLR*, 2022, pp. 1–16.
- [14] Ting-Yu Kuo, Yuanda Liao, Kai Li, Bo Hong, and Xiaolin Hu, "Inferring mechanisms of auditory attentional modulation with deep neural networks," *Neural Computation*, vol. 34, pp. 2273–2293, 2022.
- [15] Jie Hu, Li Shen, and Gang Sun, "Squeeze-and-excitation networks," in *CVPR*, 2018, pp. 7132–7141.
- [16] Sanghyun Woo, Jongchan Park, Joon-Young Lee, and In So Kweon, "Cbam: Convolutional block attention module," in *ECCV*, 2018, pp. 3–19.
- [17] Qilong Wang, Banggu Wu, Pengfei Zhu, Peihua Li, Wangmeng Zuo, and Qinghua Hu, "Eca-net: Efficient channel attention for deep convolutional neural networks," in *CVPR*, 2020, pp. 11534–11542.
- [18] Alexey Dosovitskiy, Lucas Beyer, Alexander Kolesnikov, et al., "An image is worth 16x16 words: Transformers for image recognition at scale," in *ICLR*, 2021, pp. 1–21.
- [19] Ze Liu, Yutong Lin, Yue Cao, Han Hu, Yixuan Wei, Zheng Zhang, Stephen Lin, and Baining Guo, "Swin transformer: Hierarchical vision transformer using shifted windows," in *ICCV*, 2021, pp. 10012–10022.
- [20] Zhuang Liu, Hanzi Mao, Chao-Yuan Wu, Christoph Feichtenhofer, Trevor Darrell, and Saining Xie, "A convnet for the 2020s," in *CVPR*, 2022, pp. 11976–11986.
- [21] Weizheng Shen, Hengqi Hu, Baisheng Dai, Xiaoli Wei, Jian Sun, Li Jiang, and Yukun Sun, "Individual identification of dairy cows based on convolutional neural networks," *MTA*, vol. 79, pp. 14711–14724, 2020.
- [22] Yang Mei and Jianmin Zhao, "Design of cow face recognition system for insurance businesses based on three-dimensional loss algorithm," *Journal of Optoelectronics.Laser*, vol. 33, pp. 832–839, 2022.
- [23] Zhu Minglin, Zhao Liangliang, and He Shoujie, "Research and implementation of a cattle face recognition system model combining cnn with svm and resnet," *Journal of Chongqing University of Technology*, vol. 36, pp. 156–161, 2022.
- [24] Florian Schroff, Dmitry Kalenichenko, and James Philbin, "Facenet: A unified embedding for face recognition and clustering," in *CVPR*, 2015, pp. 815–823.
- [25] Kaiming He, Xiangyu Zhang, Shaoqing Ren, and Jian Sun, "Deep residual learning for image recognition," in *CVPR*, 2016, pp. 770–778.
- [26] Mark Sandler, Andrew Howard, Menglong Zhu, Andrey Zhmoginov, et al., "Mobilenetv2: Inverted residuals and linear bottlenecks," in *CVPR*, 2018, pp. 4510–4520.
- [27] Ningning Ma, Xiangyu Zhang, Hai-Tao Zheng, and Jian

- Sun, “Shufflenet v2: Practical guidelines for efficient cnn architecture design,” in *ECCV*, 2018, pp. 116–131.
- [28] Shang-Hua Gao, Ming-Ming Cheng, Kai Zhao, et al., “Res2net: A new multi-scale backbone architecture,” *PAMI*, vol. 43, pp. 652–662, 2019.
- [29] Mingxing Tan and Quoc Le, “Efficientnet: Rethinking model scaling for convolutional neural networks,” in *ICML*, 2019, pp. 6105–6114.
- [30] Ke Sun, Bin Xiao, Dong Liu, and Jingdong Wang, “Deep high-resolution representation learning for human pose estimation,” in *CVPR*, 2019, pp. 5693–5703.
- [31] Liangyu Chen, Xiaojie Chu, Xiangyu Zhang, and Jian Sun, “Simple baselines for image restoration,” in *ECCV*, 2022, pp. 17–33.