

AttentionStore: Cost-effective Attention Reuse across Multi-turn Conversations in Large Language Model Serving

Bin Gao^{1,*}, Zhuomin He^{2,*}, Puru Sharma¹, Qingxuan Kang¹, Djordje Jevdjic¹, Junbo Deng³,
Xingkun Yang³, Zhou Yu³, and Pengfei Zuo^{3,†}

¹National University of Singapore

²Shanghai Jiaotong University

³Huawei Cloud

Abstract

Interacting with humans through multi-turn conversations is a fundamental feature of large language models (LLMs). However, existing LLM serving engines for executing multi-turn conversations are inefficient due to the need to repeatedly compute the key-value (KV) caches of historical tokens, incurring high serving costs. To address the problem, this paper proposes *AttentionStore*, a new attention mechanism that enables the reuse of KV caches (i.e., attention reuse) across multi-turn conversations, significantly reducing the repetitive computation overheads. AttentionStore maintains a hierarchical KV caching system that leverages cost-effective memory/storage mediums to save KV caches for all requests. To reduce KV cache access overheads from slow mediums, AttentionStore employs layer-wise pre-loading and asynchronous saving schemes to overlap the KV cache access with the GPU computation. To ensure that the KV caches to be accessed are placed in the fastest hierarchy, AttentionStore employs scheduler-aware fetching and eviction schemes to consciously place the KV caches in different layers based on the hints from the inference job scheduler. To avoid the invalidation of the saved KV caches incurred by context window overflow, AttentionStore enables the saved KV caches to remain valid via decoupling the positional encoding and effectively truncating the KV caches. Extensive experimental results demonstrate that AttentionStore significantly decreases the time to the first token (TTFT) by up to 87%, improves the prompt prefilling throughput by $7.8\times$ for multi-turn conversations, and reduces the end-to-end inference cost by up to 70%. For long sequence inference, AttentionStore reduces the TTFT by up to 95% and improves the prompt prefilling throughput by $22\times$.

1 Introduction

With impressive performance on a wide variety of tasks, large language models (LLMs) have ushered in a new era of gen-

erative applications [32, 47, 48]. However, serving these generative applications with LLMs is very expensive due to the LLM inference employing a large number of GPUs. Given the high demand for generative applications, reducing the cost of inference becomes crucial.

Engaging in multi-turn conversations with humans is an essential capability of LLMs [53, 57]. These multi-turn conversations help LLMs comprehend context, user intent, and emotional nuances, enhancing their ability to respond appropriately. Based on the ShareGPT data [37], a widely-used real dataset collected from ChatGPT, 73% of conversations involve multiple turns, as analyzed in Section 2.3.

However, executing multi-turn conversations in current LLM serving engines is highly inefficient, as it requires a large number of repetitive computations, incurring high serving costs. During a single turn of conversation, the LLM engine stores intermediate data, key-value (KV) pairs [4, 22, 38], in the limited high-bandwidth memory (HBM) on GPUs. When that conversation ends and the conversation session becomes inactive, the LLM engine generally discards the KV cache associated with that session, to free up space in the HBM for other active sessions. When the session becomes active again, i.e., the user sends the next message in the conversation, the LLM engine computes the whole KV cache again. This leads to repetitive computation of the same KV cache, wasting valuable GPU computation resources. With the number of conversation turns increases, the repetitive computation overhead linearly increases. Our analysis based on ShareGPT shows that up to 99% of the prefilling cost comes from repetitive computation for the KV cache, as presented in Section 2.3.

To reduce the serving cost and improve the inference performance, this paper proposes *AttentionStore*, a new attention mechanism that enables the reuse of KV caches (i.e., attention reuse) across multi-turn conversations rather than discarding them. When a conversation session becomes inactive, AttentionStore saves the corresponding KV cache in a KV caching system. Upon the resumption of the same session, AttentionStore loads and reuses the saved KV cache from the KV caching system, thereby eliminating the overhead of the repet-

*Work done during their internship at Huawei Cloud.

†Corresponding author: Pengfei Zuo (pengfei.zuo@huawei.com).

itive computation. However, building such an efficient KV caching system for multi-turn conversations presents significant challenges.

Firstly, the KV caching system serves as the external storage for GPUs and is attached to the GPUs via low-speed links. The use of the KV caching system brings about significant access overhead due to the need to transfer KV caches between HBMs and the KV caching system. The access overhead of KV caches is in the critical path of inference execution. This is because GPUs can only perform the computation of an inference job after successfully loading its corresponding KV cache into HBMs. Likewise, the subsequent inference jobs need to wait until the KV caches from the previous jobs are moved out of the HBMs if the HBM space is not enough. To reduce the KV cache loading overheads, AttentionStore uses a layer-wise pre-loading scheme to overlap the time of loading the KV cache with the inference computation layer by layer. To reduce the KV cache saving overheads, AttentionStore develops an asynchronous saving scheme that overlaps the time of saving KV caches with the inference computation.

Secondly, the KV caches occupy a large amount of storage space that continuously expands during conversations. Prior works have attempted to reduce the inefficiency of repetitive KV computation by retaining the KV caches across multi-turn conversations in HBMs [19, 67]. However, this quickly exhausts the limited HBM capacity. We present an example of LLaMA-65B in Section 2.3, which shows the KV caches fully occupy the free space within the HBMs in 14 seconds. To address this challenge, AttentionStore explores and exploits slower but larger-capacity storage hierarchies than HBMs, including host memory and disks, to provide adequate storage space for caching KV caches.

Thirdly, since disks have much larger capacity than the host memory (tens of TBs v.s. several hundreds of GBs), most KV caches are retained in disks for AttentionStore. As conversation requests arrive randomly, their corresponding KV caches are more likely to be located in disks, resulting in poor access performance. To address this problem, AttentionStore uses a scheduler-aware KV cache fetching scheme. This scheme pre-fetches the KV caches that are likely to be accessed from disks to the host memory, by utilizing the hints received from the interface job scheduler. When the free space of the host memory is not enough, AttentionStore also adopts a scheduler-aware eviction scheme to efficiently identify the most suitable KV caches in memory and evict them to disks or out of the system.

Finally, when a conversation session surpasses the limit of the context window of LLMs, e.g., 4K in LLaMA-2 [49], LLMs generally truncate the oldest tokens and limit the context to the most recent tokens [33]. This truncation makes all saved KV caches of that conversation in AttentionStore invalid since the positional information of all tokens embedded in the KV cache is changed. To overcome this issue, AttentionStore decouples the positional encoding from the KV caches

when saving them. It re-embeds the positional encoding into KV caches when loading them. After decoupling, truncation can be directly applied to the KV caches, thereby ensuring the reusability of the saved KV caches.

We implement the AttentionStore and evaluate it using the real ShareGPT dataset [37]. Extensive experimental results demonstrate that AttentionStore significantly decreases the time to the first token (TTFT) by up to 87% and improves the prompt prefilling throughput by 7.8 \times for multi-turn conversations. It also reduces the end-to-end inference cost by up to 70%. For long sequence inference, AttentionStore reduces the TTFT by up to 95% and improves the prompt prefilling throughput by 22 \times . To summarize, this paper makes the following contributions:

- We investigate the recomputation overheads of KV caches in LLMs across conversation turns and identify the challenges associated with retaining KV caches across multi-turn conversations.
- We propose AttentionStore, a new attention that allows the reuse of the KV caches for any ensuing conversation turns of the same session, achieving a significant reduction in the recomputation overhead of KV caches in LLMs.
- To improve the efficiency of AttentionStore, we design overlapped KV cache access, hierarchical KV cache placement, and positional encoding decoupled KV cache truncation schemes.
- We thoroughly evaluate AttentionStore with real datasets to demonstrate its efficacy and efficiency.

2 Background and Motivation

This section begins with an overview of the fundamentals of generative LLM inference. It then delves into the inefficiencies that exist in LLMs during multi-turn conversations. The section ends with a discussion of the design opportunities for dealing with these inefficiencies and the challenges faced during the design of such a system.

2.1 Generative LLM Inference Basics

Transformer Architecture. The transformer has emerged as the widely accepted standard in generative LLM inference. The widely used LLMs like GPTs [32] and LLaMAs [48, 49] are built upon the autoregressive transformer architecture [17, 51]. During inference, these models process the prompt of the users and generate a response. The prompt is processed as a sequence of input tokens, and the response is generated by the model predicting the probability of subsequent tokens using the context of all the prior

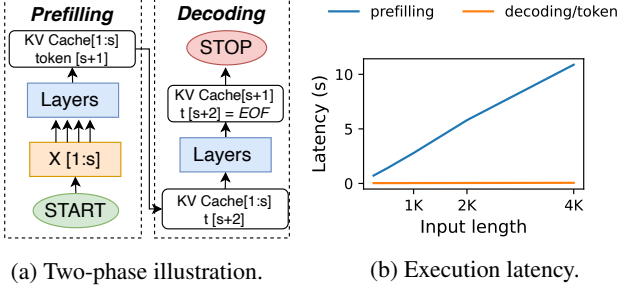


Figure 1: Prefilling and decoding phases. Latency measured for LLaMA-70B of batch size 8 on 4 A100 GPUs.

tokens. The transformer model consists of a chain of l transformer layers. Each transformer layer is comprised of two steps, *self-attention* and *feed-forward network* (FFN).

For the input token list $X = [x_1, x_2, \dots, x_s]$, each layer applies a series of projections on each token in X using the weights W_Q, W_K, W_V . This generates the elements in the set of queries, keys, and values, referred to as $Q, K,$ and V respectively:

$$Q = W_Q X, K = W_K X, V = W_V X$$

Subsequently, attention scores are computed via $Q, K,$ and V :

$$Attention(Q, K, V) = softmax\left(\frac{QK^T}{\sqrt{d_k}}\right)V$$

where $\sqrt{d_k}$ is the dimension of the key vector k . Finally, the projection operation applies a linear transformation on attention scores. This projected result is handed to the FFN layer. The result from FFN is passed on to the next transformer layer as input. Finally, after the input has been processed through all l transformer layers, the output is a probability vector that marks out the most probable output tokens.

KV Cache: Within the entire process above, each token produces intermediate K and V tensors. When generating subsequent tokens, all KV tensors of preceding tokens are necessary for computing the self-attention. These K and V tensors are generally cached in GPUs, referred to as the *KV cache*. The KV cache typically has a large footprint. For example, GPT-3 [11, 32] generates a 4.5MB KV cache for each token. The size of KV cache linearly increases with the number of prompt tokens. A conversation session containing thousands of tokens will produce several GBs of KV cache.

2.2 Autoregressive Generation

As illustrated in Figure 1a, transformer-based generation can logically be identified as two distinctive phases [1].

The prefilling phase. Given a request prompt, the generation takes the prompt token list $X = [x_1, x_2, \dots, x_s]$ as input and then proceeds to compute the token x_{s+1} . This process generates a series of KVs , specifically forming the KV cache ranging from 1 to s , which are used for the decoding phase.

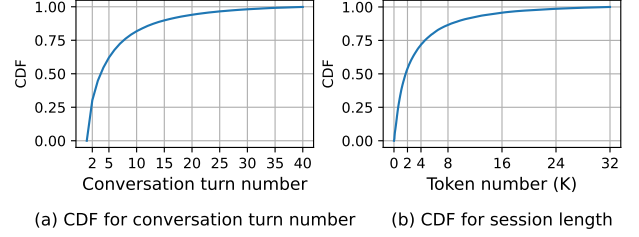


Figure 2: (a) Distribution for conversation turn number in ShareGPT [37]. (b) The session length distribution of ShareGPT. For better display effect, the statistics exclude conversations with over 40 turns or sessions that exceed a length of 32K.

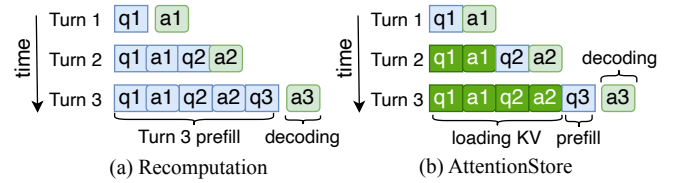


Figure 3: Comparison of recomputation and AttentionStore.

The decoding phase. The decoding phase generates output tokens with autoregressive iterations. The decoding phase takes token $s + 1$ and the KV cache $[1 : s]$ from the prefilling phase as input to compute the KV cache $s + 1$ and the token $s + 2$. The generation process iteratively continues until the generated token is $\langle eos \rangle$ or the iteration number reaches the maximum allowed generation number. The decoding phase only happens sequentially due to the heavy data dependency on the previous iteration.

The two phases present significantly different characteristics in terms of execution time. The prefilling phase computes the KV cache in parallel. The duration of this phase is closely tied to the number of prompt tokens provided as input. As shown in Figure 1b, the execution time of the prefilling phase increases as the number of input tokens grows. In contrast, the decoding phase only performs computation for a single token in each iteration, which makes the computation time for each iteration relatively constant.

2.3 Multi-turn Conversation Inference

Engaging humans in multi-turn conversations is a fundamental feature of modern LLMs. A multi-turn conversation session consists of a series of continuous conversations, denoted as $D = [d_1, d_2, \dots, d_N]$. In each conversation d_j , a user inputs a new question or command q_j and then awaits the response a_j from the LLM. To maintain a coherent context and understanding of the conversation session, the LLM generates a_{N+1} based on both the historical tokens from all previous

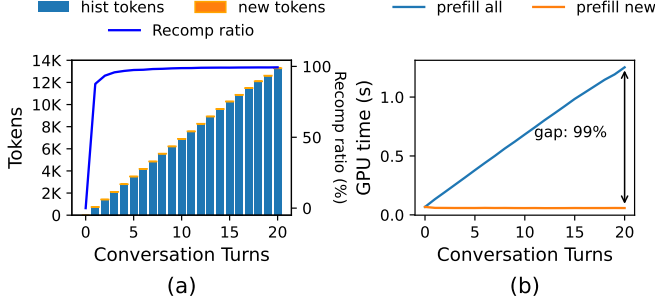


Figure 4: Recomputation inefficiencies. (a) The average numbers of historical tokens and new tokens in different turns of ShareGPT [37]. (b) The GPU time for prefilling all tokens and only new input tokens in ShareGPT with Mistral-7B [20] on 1 A100 GPU.

conversation turns $d[1 : N]$ and the input tokens of the current turn, denoted as $q_1 a_1 q_2 a_2 \dots q_N a_N q_{N+1}$.

Based on the analysis of ShareGPT [37, 42], a real dataset collected from ChatGPT that includes more than 90K conversations, we observe that 73% of conversations are multi-turn, as shown in Figure 2a. Moreover, 30% of conversations have more than 4K tokens as shown in Figure 2b.

However, executing multi-turn conversations in current LLM serving engines is inefficient due to the repetitive computation of KV caches across multiple conversation turns. As shown in Figure 3a, in the conversation turn 1, the LLM serving engine generates the KV cache of q_1 and a_1 . After finishing turn 1, the LLM serving engine discards the KV cache to reclaim the HBM space. In turn 2, the LLM serving engine re-generates the KV cache of q_1 and a_1 . In turn 3, the KV cache of q_1 , a_1 , q_2 , and a_2 is re-generated. As the session expands, the historical tokens keep accumulating and the amount of repetitive computation significantly increases. As shown in Figure 4a, with the increase of the conversation turns, the percentage of historical tokens will be more than 99% in a new conversation. The repetitive computation time occupies 99% of the prefilling time (a.k.a., time to the first token) in the new conversation, as shown in Figure 4b.

2.4 Opportunities and Challenges

Based on the analysis above, we observe that if the KV caches can be reused across multiple turns of conversations, up to 98% of prefilling cost can be reduced. Specifically, the KV caches of historical conversations can be saved in a KV caching system out of GPUs. Upon the reactivation of a conversation session, GPUs load the associated KV caches from the KV caching system and reuse them for the new-turn conversation. Nevertheless, to build an efficient KV caching system, there exist many significant challenges.

1) High KV cache access overheads. During the inference, the computation of GPUs can be blocked due to waiting for

the KV caches to be loaded from the KV caching system. The block time is non-negligible compared to the repetitive computation time of the KV cache, making the KV caching solution lose efficacy. For example, we evaluate the inference time of the LLaMA-65B model using 4 NVIDIA A100 GPUs and observe that prefilling 2K tokens of a prompt consumes about 360 ms. In contrast, loading the KV cache of the 2K tokens (5GB) from host memory to GPUs consumes about 192 ms (the GPU system with 16 lanes of PCIe Gen4 has about 26GB/s of effective data transmission bandwidth).

2) High storage capacity requirement of KV caches. Storing the KV cache for each request consumes a substantial amount of storage space. For instance, when using 4 A100 GPUs each with 80GB HBM to run LLaMA-65B, prefilling 2K tokens consumes about 360 ms. This process generates 5GB of KV cache, indicating the generation speed of the KV cache is about 13.9GB/s. As 130GB of HBM space is allocated to store the model, the remaining 190GB of free HBM space will be fully occupied by the KV cache within 14 seconds. If spilling the KV cache to the host memory (e.g., 512GB space), the host memory will be filled in less than 1 minute. Using disks to save the KV cache can extend the storage space. However, this incurs worse access performance, as presented below.

3) Suitable placement of KV caches in different hierarchies. Disks provide much larger capacity than the host memory (tens of TBs v.s. several hundreds of GBs). Thus most KV caches are retained in disks. However, the disks have an access bandwidth of less than 5GB/s. As conversation requests arrive randomly, their corresponding KV caches are more likely to be located in disks when being accessed, resulting in poor inference performance. It is essential to ensure that the KV cache to be accessed in the immediate future is always placed in the host memory instead of disks.

4) Unexpected invalidation of the saved KV caches. With the number of conversation turns increasing, the historical tokens can exceed the context window limitation. LLM serving engines generally perform token truncation [16, 33] to reduce the input prompt. The truncation has no impact on previous LLM serving engines since they always recompute the KV cache based on the input prompt following truncation. However, the truncation makes the KV caches saved in the KV caching system invalid, since the position of each token is changed after truncation. Thus it cannot match the old embedded positional encoding in the saved KV cache. Such context window overflow can occur with a high probability. As shown in Figure 2b, 47% and 30% of conversation sessions have a context longer than 2K and 4K, respectively. It means that when using the LLaMA-2 family with 4K context window [49], the context window overflow occurs in 30% of conversation sessions. When using the OPT family with 2K context window [63], the context window overflow occurs in 47% of conversation sessions.

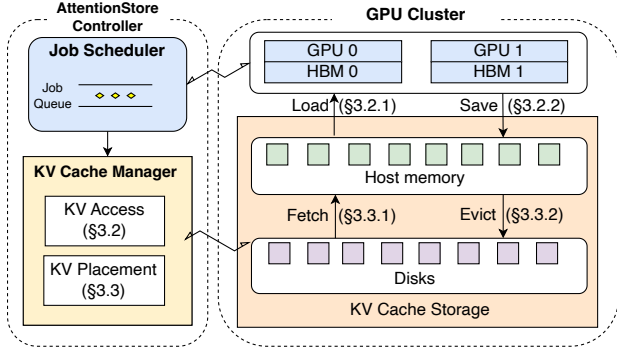


Figure 5: The system architecture of AttentionStore.

3 The AttentionStore Design

3.1 Overview

We propose a new attention mechanism, called *AttentionStore*, to save the KV caches for all conversations, enabling the reuse of historical KV caches across multi-turn conversations, instead of discarding them as in conventional attention mechanisms. Specifically, AttentionStore saves the KV cache in a KV caching system when the associated conversation session is inactive. If the same conversation session is activated in the future, its KV cache is fetched from the KV caching system and reused for inference. By doing so, AttentionStore only executes partial prefilling, on just the new tokens input in the new turn of conversation, rather than prefilling all historical tokens. As shown in Figure 3b, when executing the inference of Turn 3, the KV cache of q_1 , a_1 , q_2 , and a_2 is reused and only q_3 needs to be prefilled. AttentionStore effectively eliminates the repetitive computation overhead of the historical tokens, thereby reducing the prefilling cost.

Figure 5 shows the architectural overview of AttentionStore. It maintains a hierarchical KV caching system with efficient KV cache access, placement, and truncation techniques to address the challenges mentioned in Section 2.4.

For Challenge 1, to reduce the overhead of KV cache loading from the KV caching system into HBMs, AttentionStore leverages a layer-wise pre-loading scheme to overlap the KV cache loading with the inference computation. To reduce the KV cache saving overhead from HBMs to host memory, AttentionStore leverages an asynchronous saving scheme to overlap the saving with the inference computation. (§3.2).

For Challenges 2 and 3, to enlarge the available storage space for caching KV caches, AttentionStore employs multi-tier cost-effective storage mediums, i.e., host memory and disks. To reduce the impact of accessing slow disks on the inference performance, we present a scheduler-aware fetching scheme that leverages the hints from the job scheduler to prefetch KV caches to be accessed from disks to host memory. Meanwhile, to efficiently leverage the limited host memory space, we present a scheduler-aware eviction scheme that

identifies the least valuable KV caches and evicts them to disks or out of the caching system (§3.3).

For Challenge 4, to deal with the invalidation of KV caches saved in AttentionStore due to context window overflow, we utilize a positional encoding decoupled truncation scheme to save the KV caches without positional encoding embedded, and hence support the truncation directly on KV caches. When loading the KV cache, AttentionStore re-embeds the new positional encoding into the KV caches (§3.4).

3.2 Overlapped KV Cache Access

The use of slower memory/storage hierarchies results in significant access overhead because KV caches need to be transferred between HBMs and the slower mediums, blocking the inference and causing a waste of computational resources. To reduce the KV cache loading overheads from host memory to HBMs, AttentionStore uses a layer-wise pre-loading scheme to overlap the loading of the KV cache with the inference computation layer by layer (§3.2.1). To reduce the KV cache saving overheads, AttentionStore develops an asynchronous saving scheme that overlaps the saving of KV caches with the inference computation (§3.2.2).

3.2.1 Layer-wise Pre-loading from Memory to HBMs

AttentionStore loads KV caches from the host memory to HBMs, resulting in high data access overhead. The access process is in the critical path of the inference execution as shown in Figure 6a, since GPUs must rely on the KV cache to execute the inference computation. This overhead becomes more significant as the size of the KV cache increases, as discussed in Section 2.4. To eliminate this overhead, AttentionStore employs a layer-wise pre-loading scheme to mitigate the impact. The main idea is to overlap the loading of the KV cache with the prefilling computation of new input tokens for the conversation. In particular, the LLM model is chained by multiple transformer layers, each with its own KV cache. As the GPU executes a layer, the KV cache needed by the subsequent layers can be loaded from the host memory concurrently. By doing so, when the GPU starts computing the self-attention for a layer, the corresponding KV cache of the layer is already in the HBM execution buffer.

Figure 6b illustrates how the layer-wise pre-loading scheme overlaps the KV cache fetching time with the computation time. The example applies a 3-layer model for simplicity. Before initiating the computation of Layer 1, the KV cache for this layer must first be prepared in the HBM. The read stream first issues a KV cache loading operation to read the KV cache for Layer 1 into the HBM execution buffer. The execution stream then starts computing Layer 1. While the execution stream is computing one layer, the read stream concurrently loads the KV cache for the next layers. Thus, the loading is overlapped with the computation. However, we

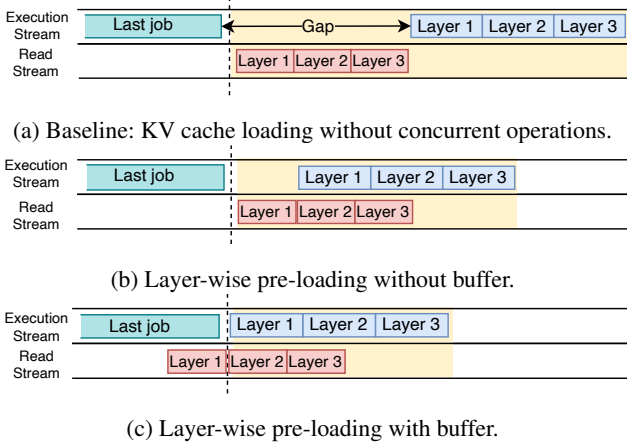


Figure 6: Layer-wise KV cache pre-loading. Blue blocks indicate the execution of each transformer layer. Red blocks indicate the KV cache loading of each transformer layer.

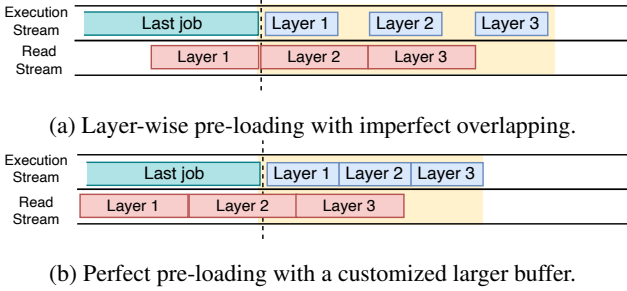


Figure 7: Layer-wise KV cache pre-loading.

observe that a gap still exists between the last job and the first layer of the current job, since the loading can only commence once the HBM execution buffer is available, i.e., the last job is finished. To further mitigate the gap between the last job and the first layer of the current job, AttentionStore reserves an HBM read buffer to eliminate the gap. Specifically, as shown in Figure 6c, with the read buffer, the read stream doesn't have to wait for the release of the execution buffer from the last job. The read stream can start the pre-loading while the last job is running.

However, pre-loading may fail to fully overlap with the computation if the KV cache loading time is longer than the prefilling computation time. As shown in Figure 7a, multiple gaps exist between the computation of layers because the KV cache fetching time for each layer exceeds the computation time for each layer, resulting in imperfect overlapping. The overhead can be further minimized by employing a customized larger pre-loading buffer. With the larger buffer, pre-loading can be issued with an earlier start. For instance, as shown in Figure 7b, with the larger buffer, pre-loading is allowed to pre-load KV cache for more layers and thus the gaps between layers can be overlapped. Let T_{load} , T_{pref} , L_{hist} and L_{new} denote the access time of the KV cache for a token,

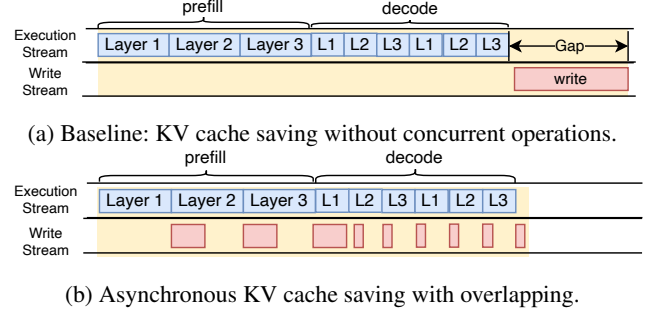


Figure 8: Asynchronous KV cache saving.

the prefilling time for a token, the length of historical tokens in a session, and the length of new input tokens in the conversation, respectively. Imperfect overlapping happens when $T_{load}L_{hist} > T_{pref}L_{new}$, which indicates that the transmission time is larger than the partial prefilling time. The buffer is used to fill up the time gap $T_{load}L_{hist} - T_{pref}L_{new}$. Combined with the PCIe bandwidth B , the buffer size can be set by the following formula: $S_{buf} = B(T_{load}L_{hist} - T_{pref}L_{new})$.

3.2.2 Asynchronous Saving from HBMs to Memory

AttentionStore needs to save KV caches to host memory to enable the reuse of the KV caches across conversations. A baseline method to save the KV caches is to write all produced KV caches together after the round of conversation ends. This method however potentially delays the execution of the next scheduled jobs since the KV saving time is on the critical path of inference, as shown in Figure 8a. To reduce this overhead, AttentionStore incorporates an asynchronous KV cache saving scheme to overlap the KV cache write-back with the computation, which also considers the different characteristics of prefilling and decoding phases to perform different overlapping mechanisms.

Specifically, the generation speeds of KV caches at the prefilling and decoding phases are different. The prefilling phase processes tokens concurrently, thus generating substantial volumes of KV cache within a restricted timeframe. In contrast, the decoding phase generates the KV cache of one token at a time. As shown in Figure 8b, for the prefilling phase, as each self-attention operation can produce a significant amount of KV cache, the write stream retains the KV cache layer by layer. The KV cache produced by the prefilling phase can be overlapped with the decoding phase. For the decoding phase, as the KV cache is iteratively produced, the write stream writes back the KV cache layer by layer while decoding. To avoid getting stuck if the KV cached is not fully written back when the decoding is already finished, we also reserve an HBM write buffer to cover such cases similar to the read buffer used in the KV cache prefetching. The unfinished KV caches are temporarily moved to the write buffer to avoid blocking the execution of the next job.

3.3 Hierarchical KV Cache Placement

AttentionStore leverages both host memory and disks to expand the available space for KV cache storage. The access speed of host memory, i.e., DRAM, is much higher than disks, i.e., SSDs, (tens of GB/s v.s. several GB/s). If the KV caches to be accessed are always found in the host memory instead of disks, the access performance of KV caches will be optimal. To achieve this, AttentionStore applies a scheduler-aware fetching scheme to pre-fetch the KV caches from disks to host memory, ensuring KV cache access at the optimal speed (§3.3.1), and a scheduler-aware eviction scheme to evict suitable KV caches from host memory to disks (§3.3.2).

3.3.1 Scheduler-aware Fetching from Disks to Memory

Since disks have much larger capacity than the host memory (tens of TBs v.s. several hundreds of GBs), most KV caches are retained in disks for AttentionStore. As conversation requests arrive randomly, their corresponding KV caches are more likely to be located in disks, resulting in poor access performance.

To address the problem, we leverage a scheduler-aware KV cache fetching scheme to pre-fetch the KV caches to be accessed from disks to the host memory. This is done by utilizing the hints from the inference job scheduler. Specifically, the job scheduler maintains a job queue, thus having the full knowledge of waiting jobs. AttentionStore applies a look-ahead prefetching window to watch for the waiting jobs to be executed. If the KV cache of the waiting jobs is hit in the disks, AttentionStore will pre-fetch the KV cache of waiting jobs from the disks to host memory before these waiting jobs are executed. The length of the look-ahead prefetching window is determined by the available capacity in the host memory. Given the available memory capacity for prefetching C_{mem} and the average KV size of a session S_{kv} , the prefetching window length is $L_{pw} = C_{mem}/S_{kv}$.

A scheduler-aware fetching example is shown in Figure 9. As Job 1 is executing, the KV cache manager applies a look-ahead window size of 2 (the host memory has 2 KV cache slots for the KV cache fetching) to check the KV cache hit status of the waiting Jobs 2-3. The KV cache for Job 2 is hit in the host memory but the KV cache for Job 3 is not in the host memory. Then the KV cache fetching threads start fetching the KV cache for Job 3 from disks to the host memory.

Note that AttentionStore includes a host memory buffer that allows for seamless fetching of KV caches from disks to memory, preventing any delays when the host memory is full. When the capacity of the free memory reaches a defined threshold, AttentionStore triggers a KV eviction from host memory to disks to ensure the constant availability of the host memory buffer. The eviction process from host memory to disks is presented in the next subsection.

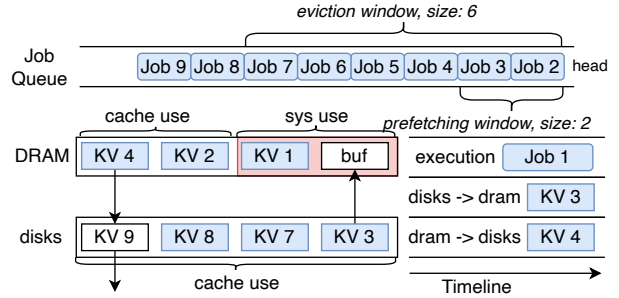


Figure 9: Scheduler-aware KV cache fetching and eviction.

3.3.2 Scheduler-aware Eviction from Memory to Disks

When the free space in the host memory is exhausted, we need to evict some KV caches from the host memory to disks. Meanwhile, if the disks are full, we also need to evict some KV caches stored in the disks out of the system. Therefore, it is important to carefully choose the suitable KV cache candidates to be evicted for achieving a high cache hit rate.

Different from existing cache eviction strategies, such as the least-recently-used (LRU) [50], first-in-first-out (FIFO) [9], and their variants, which solely rely on the historical access information of the KV caches, AttentionStore presents a scheduler-aware eviction scheme which can further leverage the future access information of KV caches to achieve a higher cache hit rate. The job queue in the job scheduler gives us the opportunity to achieve this. Specifically, AttentionStore maintains a look-ahead eviction window in the job queue. The maximum length of the look-ahead eviction window is determined by the total storage capacity of the KV caching system. Assume the total available capacity in the disks is C_{disk} . The look-ahead eviction window length is $(C_{mem} + C_{disk})/S_{kv}$. When AttentionStore attempts to evict one item out of the KV caching system, if finding the item to be evicted in the look-ahead eviction window, the item is exempted. When AttentionStore evicts one item from the host memory to disks, the item located at the tail of the look-ahead eviction window has a higher priority to be evicted. Note that one item corresponds to all KV caches associated with a conversation session, which is the minimal eviction and fetching granularity in AttentionStore. This is because the KV cache in the same conversation session is either all used or none of it is used.

A scheduler-aware eviction example is shown in Figure 9. When the KV cache of Job 3 is chosen to be migrated to the host memory, the buffer will be utilized. To maintain a buffer in the host memory, AttentionStore needs to evict KV caches from the host memory to the disks. AttentionStore employs a look-ahead eviction window of size 6 to monitor the KV cache status of the jobs. First, it finds that the KV caches in the host memory all have an associated job in the job queue. It then continues scanning the look-ahead eviction window

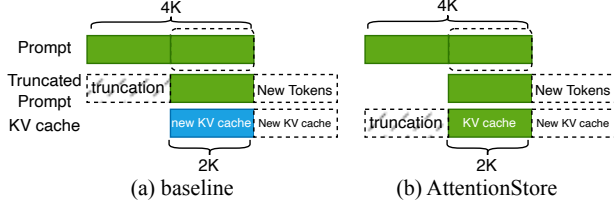


Figure 10: Illustration of managing context window overflow. Context window size: 4K, truncation ratio: 2K. (a) Baseline. Token truncation [33]. (b) KV cache truncation.

from tail to head and considers the jobs near the tail to have higher priority to be evicted. Therefore, the KV cache for Job 4 is selected to be evicted from the host memory to the disks. Since the disks are also full, the scanning process identifies that the last arrived Job 9 in the job queue is the most suitable candidate to be evicted. Finally, the KV cache for Job 4 is moved to the location previously occupied by Job 9.

3.4 Decoupled KV Cache Truncation

When the historical tokens exceed the limitation of the context window, LLM serving engines generally perform token truncation [33]. As shown in Figure 10a, the context window size is 4K. Once the context window overflows, the LLM serving engines cut off the first 2K tokens of the prompt. The truncation has no impact on previous LLM serving engines since they always recompute the KV cache based on the input prompt, regardless of truncation. However, the truncation makes the KV caches stored in AttentionStore invalid, significantly reducing the efficiency of AttentionStore. This is due to the positional encoding embedded in the KV caches. On performing token truncation on the prompt, the position of each token is changed. The positional encoding embedded in the KV caches cannot be modified to match the positions of tokens in the prompt, making the KV caches invalid.

To address this problem, AttentionStore enables the KV caches after truncation to be still valid via decoupling the positional encoding. AttentionStore needs to work with the relative position encoding (RPE) [46, 48, 58]. Unlike the absolute positional encoding (APE) in which positional encodings are added to the input, RPE directly embeds the positional encodings in the query (Q) and key (K) vectors, as shown in Figure 11b. Extensive research shows that RPE allows LLMs to learn from longer data sequences than APE [12, 51, 64]. Therefore, RPE is widely used in modern LLMs, e.g., LLaMA [48], T5 [59], Falcon [36], Mistral [20], Mixtral [21] and Transformer-XL [8]. By simply moving the time of caching KVs before embedding positional encodings in RPE as shown in Figure 11c, AttentionStore can store the KVs without embedded positional encodings in the KV caching system. When reusing the KVs in AttentionStore, the KVs are embedded with the new positional encodings and

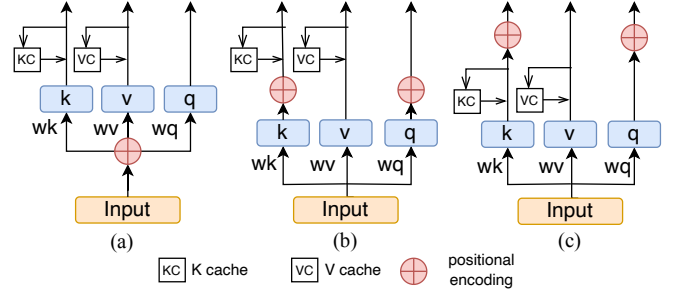


Figure 11: (a) absolute positional encoding. (b) relative positional encoding. (c) KV cache with decoupled positional encoding.

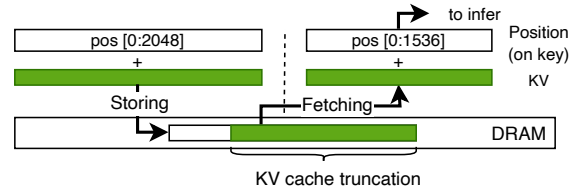


Figure 12: Illustration of KV cache truncation with AttentionStore.

further used for the following inference.

Figure 12 provides an example of how AttentionStore supports KV cache truncation. AttentionStore stores the KV cache without the positional encodings. In the cases where KV cache truncation becomes necessary, the LLM engine retrieves the truncated KV cache (i.e., KV [0:1536]) and loads it to the HBM. The new positional encodings are subsequently applied to the KV cache.

Note that AttentionStore also allows for selective preservation of certain KV cache with important scores, e.g., the initial tokens [58] or important tokens [13, 25, 65], to further improve the generation quality of LLMs.

4 Performance Evaluation

4.1 Experimental Setup

Testbeds. All our experiments are performed on 4 NVIDIA A100 GPUs, each with 80GB HBM. The system is equipped with 128GB DRAM and 10TB SSDs. GPUs are connected to the host via PCIe Gen 4.

We implement AttentionStore in Pytorch and Python. The host memory and disks are managed in the form of blocks to improve storage utilization, similar to [22]. Our internal storage allocator allocates and deallocates storage blocks on demand. For the model executor, AttentionStore integrates the implementation of popular LLMs such as LLaMA [48] and Falcon [36] using Pytorch [34] and Transformers [55]. NCCL library [31] is applied for synchronization of the parallel GPU workers. Dedicated CUDA streams are used for moving data between the GPUs and the host memory, overlapping the

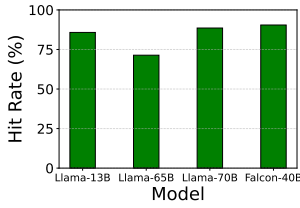


Figure 13: Cache hit rate.

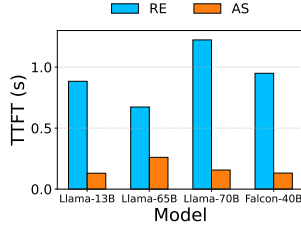


Figure 14: Time to first token.

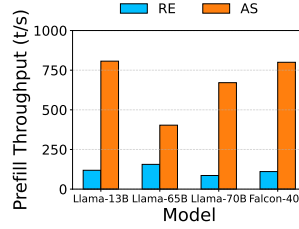


Figure 15: Prefill throughput.

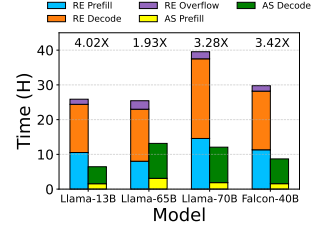


Figure 16: GPU time.

computation with proactive swapping. Separate IO threads migrate data between the host memory and the disks, overlapping the execution with the KV cache migrations. Continuous batching [61] is enabled through experiments.

Models. The experiments evaluate the open-sourced LLaMA-1 model with 65B [48], LLaMA-2 models [49] with 13B, 70B, and Falcon 40B [36]. The intermediate activation uses FP16, aligned with prior systems [52, 61]. We also implement Mistral-7B [20] with a 32K context window. Unless specified otherwise, LLaMA-13B operates on two GPUs with 24 batches, while LLaMA-65B, LLaMA-70B, and Falcon-40B run on four GPUs, handling 24 batches each.

Workloads. The workload is integrated from the ShareGPT dataset [37, 66]. As there is no public request arrival timestamp available in the dataset, we generate request arrival times based on the Poisson distribution with various arrival rates, following prior works [22, 56]. We set the number of different sessions arriving per second according to a Poisson distribution (with $\lambda = 1.0$). 9K conversation sessions are used in the experiments.

Baseline. We compare AttentionStore (AS) with re-computation (RE). RE only keeps historical tokens of conversation sessions. It discards KV caches after serving a conversation and does not keep the KV cache while the conversation session is inactive. When a conversation associated with a particular session becomes active again, RE leverages the historical tokens from that session to recompute their KV caches. When the historical tokens exceed the context window limitation, RE applies token truncation, same as the general LLM services [33]. For simplicity, the token truncation ratio is set to 0.5, implying that when an overflow occurs, the system will discard the earliest half of the tokens.

4.2 End-to-end Performance

In the end-to-end experiments, we use 9K conversations from ShareGPT [37] and the average number of turns in these conversations is 5.75. Thus the total number of conversation turns is about 52K. We warm up the KV caching system using the first 10K conversation turns and then evaluate the performance on the following 42K turns.

Cache hit rate. We first present the cache hit rate in AS

since other performance metrics are closely related to it. Figure 13 shows the KV cache hit rates in AS for various LLMs. AS exhibits high hit rates around 86%, 71%, 89%, and 90% for LLaMA-13B, LLaMA-65B, LLaMA-70B and Falcon-40B, respectively. In contrast, we observe a relatively low hit rate of LLaMA-65B. This discrepancy arises due to the larger storage space required by LLaMA-65B for saving KV caches. Given the same available storage space, AS accommodates fewer sessions for LLaMA-65B, thereby limiting the hit rate. Specifically, LLaMA-65B necessitates 2.5MB of space for each token in the KV cache, LLaMA-13B requires 0.78MB, LLaMA-70B and Falcon-40B require only 0.31MB and 0.12MB of space per token due to using the group query attention with a GQA factor of 8 and 16, respectively.

Time to first token (TTFT). TTFT is an important metric for quality of service in LLM serving [3, 35]. It indicates how quickly users start seeing the output of LLMs after entering their prompt. As shown in Figure 14, AS significantly reduces the TTFT by 85%, 61%, 87% and 86% for LLaMA-13B, LLaMA-65B, LLaMA-70B and Falcon-40B respectively, in comparison to RE. This is because AS eliminates a large amount of repetitive computation for generating the KV caches of historical tokens in the prefilling phase. Upon cache hits, the TTFT of AS only relies on the number of newly input tokens in the new conversation turn.

Prefilling throughput. Prefilling throughput is the metric to evaluate the speed of processing the prompt. Figure 15 shows the measured prefilling throughput. We observe that AS delivers remarkable speedups of 6.8 \times , 2.6 \times , 7.8 \times and 7.2 \times for LLaMA-13B, LLaMA-65B, LLaMA-70B, and Falcon-40B respectively, when compared to RE. The improvement of AS on prefilling throughput comes from the reduced prefilling time. AS only prefills the new input of the new conversation. Moreover, AS can load and reuse the historical KV caches from the KV caching system with layer-wise pre-loading optimization. The historical KV cache loading simultaneously occurs with the prefilling on the new input tokens.

GPU time. Figure 16 shows the end-to-end GPU time to finish all inference jobs in the workload. We observe that AS achieves speedups of 4.0 \times , 1.9 \times , 3.3 \times , and 3.4 \times for LLaMA-13B, LLaMA-65B, LLaMA-70B and Falcon-40B respectively, compared to RE. The performance improvements

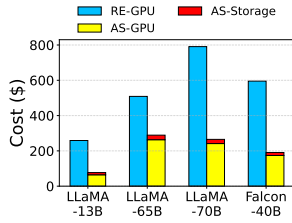


Figure 17: Inference cost.

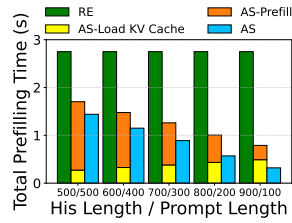


Figure 18: Recomputation v.s. AttentionStore.

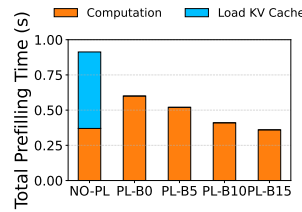


Figure 19: AS with no pre-loading v.s. AS pre-loading with various buffer sizes.

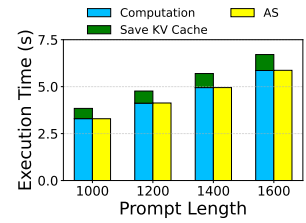


Figure 20: Performance impact of using write overlap.

of AS are from two aspects, which are mitigation of recomputing KV caches of the historical tokens, and the mitigation of recomputing KV caches after context overflow. Regarding the mitigation of re-prefilling, AS efficiently saves the KV cache in the KV caching system and loads it when necessary for historical tokens. On the other hand, RE discards the KV cache once a job is finished, requiring the redoing of prefilling for every job to reproduce the KV cache. In terms of mitigating the recomputation of KV caches after context flow, RE applies token truncation which invalidates the KV cache for each truncation due to the embedded position encoding in the KV caches. This prompts RE to recompute the KV cache based on the truncated historical tokens. In contrast, AS decouples the position information from the KV caches, allowing direct truncation of the KV cache. This approach avoids the recomputation of KV caches that RE requires. Note that AttentionStore also not only aids in minimizing the prefilling time but also helps reduce the decoding time [61]. Specifically, under continuous batching, each newly arrived job must complete prefilling before it can join other decoding jobs. This process blocks the execution of decoding jobs, resulting in prolonged decoding time. However, AttentionStore mitigates this issue by minimizing prefilling time for newly arrived jobs. The reduction in prefilling time reflects the decoding time improvement observed in RE, as depicted in Figure 16.

Inference cost. We evaluate the resource cost based on the on-demand price of AWS EC2 instances [5, 6], i.e., \$5/hour per A100 GPU, \$0.0088/hour/GB for DRAM and \$0.000082/hour/GB for SSD. Figure 17 shows the total costs of different methods for completing the workload. Compared to RE, AS achieves significant cost savings for LLaMA-13B, LLaMA-65B, LLaMA-70B, and Falcon-40B, amounting to 70%, 43%, 66%, and 68%, respectively. These cost savings primarily stem from the reduced GPU time, as AS effectively reduces redundant prefilling for historical tokens and recomputation costs during context overflow, as depicted in Figure 16. AS employs cost-effective storage mediums including host memory and disks to cache the KV caches during inactive conversation sessions. The storage cost from the host memory and disks constitutes 16.4%, 9.0%, 9.0%, and 9.0% of the

total cost in AS for LLaMA-13B, LLaMA-65B, LLaMA-70B, and Falcon-40B, respectively.

4.3 Ablation Studies

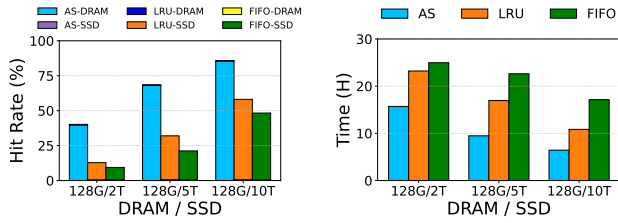
4.3.1 Recomputation v.s. AttentionStore

We investigate the prefilling performance of different methods under varying historic and new token ratios. Different methods prefill the same 1K tokens under the batch size of 16 on an A100 GPU for LLaMA-13B. RE computes the KV cache for all tokens, while AS loads the KV cache of historical tokens from the KV caching system and partially prefills the new input tokens. For example, the setting 600/400 means AS loads the KV cache of 600 tokens and computes the KV cache for 400 tokens. Overall, AS outperforms RE in all tested settings, as shown in Figure 18. This advantage becomes more pronounced as the percentage of newly input tokens decreases (from 500 to 100), as depicted by the middle bar of each bar group. Although the KV cache loading time for AS gradually increases with the percentage of historical tokens (from 500 to 900), the layer-wise pre-loading scheme effectively eliminates this loading time, as demonstrated by the third bar of each bar group. Note that when the KV cache loading time exceeds the prefilling time (e.g., the second bar of setting 900/100), AS can conceal the KV cache loading time by enabling a read buffer. The impact of the read buffer is evaluated in the next subsection.

4.3.2 Overlapped KV cache Access

This subsection evaluates the effectiveness of the proposed overlapping access techniques for loading and saving KV caches. The model used is LLaMA-13B with a single GPU and the batch size is set to 16.

Layer-wise KV cache pre-loading. In the experiments, we set the length of historical tokens to 1K and the length of newly input tokens to 100 for investigating the effectiveness of the layer-wise pre-loading scheme. The first bar in Figure 19, i.e., NO-PL, shows the time of prefilling without the pre-loading scheme that includes two parts: the KV cache loading



(a) Impact on hit rate.

(b) Impact on GPU time.

Figure 21: Comparison of the eviction algorithms under various storage settings.

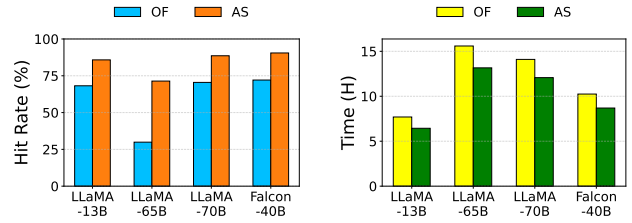
time and the computation time of the newly input tokens. The following bars in Figure 19 show the prefilling time when the layer-wise pre-loading scheme has different sizes of read buffers. For clarity, we use the number of layers to represent the buffer size, e.g., PL-B0 indicates no read buffer and PF-B5 indicates a read buffer size of 5 layers of KV cache. We observe although there is no read buffer, i.e., PL-B0, the pre-loading scheme reduces the prefilling time by 35% compared to NO-PL. PF-B15 perfectly overlaps the KV cache loading time and reduces the prefilling time by 61% compared to NO-PL.

Asynchronous KV cache saving. In the experiments, we set different prompt lengths ranging from 1K to 1.6K and the number of decoding steps to 20 for investigating the effectiveness of the asynchronous saving scheme. As shown in Figure 20, we observe that the saving time increases as the prompt length grows, since the size of the KV cache to be saved increases. To mitigate the saving overhead, AttentionStore employs the asynchronous saving scheme that allows the KV cache saving to overlap with the execution of the inference, reducing the overall execution time by 13% to 15%.

4.3.3 Scheduler-aware Fetching and Eviction

We investigate the effectiveness of the scheduler-aware fetching and eviction in AttentionStore upon improving the cache hit rate. We compare the overall cache hit rates, DRAM hit rates, and disk hit rates of AS and existing eviction policies (including LRU and FIFO) across various storage configurations.

As shown in Figure 21a, for the configuration of 128G/2T that indicates 128GB DRAM and 2TB SSD, AS outperforms LRU and FIFO in the overall cache hit rate by 27% and 31%, respectively. With the increased SSD capacity (128G/10T), AS achieves a remarkable hit rate of 86%, surpassing LRU (58%) and FIFO (48%). AS achieves high overall hit rates because AS is aware of the future KV cache access information to avoid evicting the KV caches that will be used in the future. The higher hit rates are translated to the reduced GPU time as shown in Figure 21b, where AS achieves speedup up to $2.7\times$.



(a) Impact on hit rate.

(b) Impact on GPU time.

Figure 22: Context overflow impact.

Analyzing the breakdown of hit rate, for the configuration of 128G/2T, LRU and FIFO only achieve 0.5% and 0.5% (too tiny to display) DRAM hit rates, with the remaining 12.4% and 9.0% being disk hit rates. Even with the overall hit rate increasing to 58% and 48% respectively for the larger capacity of 128G/10T, LRU and FIFO still exhibit limited DRAM hit rates of approximately 0.6% and 0.5% respectively. This is because LRU and FIFO lack awareness of future KV cache information and cannot pre-fetch KV caches from disks to host memory, thereby limiting their ability to improve DRAM hit rates. In contrast, AS achieves a cache hit rate of up to 86%, with over 99.6% of the hits occurring in DRAM due to its scheduler-aware policy.

4.3.4 Performance of Decoupled KV Cache Truncation

When the context window exceeds its limit, AttentionStore truncates the KV cache directly, thus avoiding the need for re-computation and reducing overhead. We evaluate the effectiveness of the way AS used to manage the context overflow. Specifically, we compare a baseline approach overflow (OF) that embeds positional encoding within the KV caches, leading to the invalidation of KV caches in the KV caching system. OF relegates context overflow to be managed by re-computation. This experiment uses 128GB DRAM and 10TB SSD. As evident from Figure 22a, comparing OF with AS, the hit rates decrease by 17.6%, 41.5%, 18.1%, 18.4% for LLaMA-13B, LLaMA-65B, LLaMA-70B, and Falcon-40B, respectively. This decline is attributed to the fact that if applying OF, every instance of context overflow necessitates context truncation, thereby invalidating the KV caches in the KV caching system. This decrease in hit rate subsequently translates to the longer GPU time as shown in Figure 22b.

AttentionStore ensures the validity of the saved KV caches in the system when context overflow happens and promises a higher hit rate and reduced GPU time. OF of LLaMA-65B experiences a low hit rate due to its limited 2K context window. After serving a conversation of the first turn, the session easily reaches the context window limit, consequently making the associated KV cache invalidate. Subsequently, the following conversations in the same session face KV cache miss.

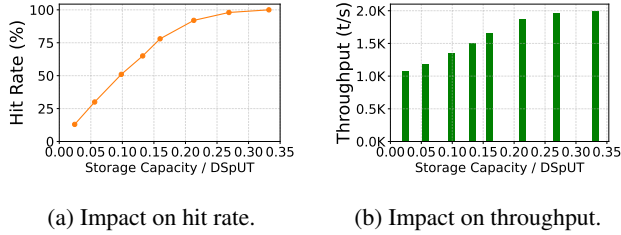


Figure 23: Impact of storage capacity and the number of distinct sessions.

4.3.5 The Cache Capacity Requirement

In this subsection, we investigate how much cache capacity AttentionStore needs to achieve a remarkable cache hit rate. The cache capacity required is related to the maximum number of distinct conversation sessions served by an LLM serving system per unit time (denoted as $DSpuT$). The larger the $DSpuT$ value is, the more distinct sessions the system handles per unit time, and the more KV cache storage space is required. Moreover, due to the limitation of the maximum context window, the maximum KV cache capacity required by one conversation session is fixed, i.e., equal to the length of the maximum context window multiplied by the KV size of each token, which is denoted as $CCpS$. Thus the required maximum cache capacity per unit time is $CCpUT = DSpuT * CCpS$. In AttentionStore, the KV cache of each session has a TTL (time to live) that indicates its maximum saving time since the last access. The TTL is set as the unit time mentioned above. By configuring the cache capacity of AttentionStore as $CCpUT$, we can achieve a cache hit rate of 100% if not considering the newly arrived conversations. Nevertheless, to achieve a high cache hit rate in real scenarios, we do not need to configure such a large capacity since the hotness of cached items is different.

To figure out the relationship between the required cache capacity (RCC) and $CCpUT$, we evaluate the cache hit rate and the decoding throughput under different ratios of RCC to $CCpUT$. In the experiment, we set the TTL to one hour. As shown in Figure 23a, when the ratio $RCC/CCpUT$ is 0.1, we achieve the cache hit rate of 51%. When the ratio $RCC/CCpUT$ is 0.25, we achieve the cache hit rate of 98%. As the hit rate reaches the peak, the throughput also meets its peak, as shown in Figure 23b.

4.3.6 Impact of Caching Storage Mediums

Some existing works [19, 30, 67] employ only the HBM space for caching the KV caches of multi-turn conversations. We here compare the performance of mechanism caching KVs on HBMs with that of AttentionStore caching KVs on DRAM and SSDs. In the experiments, we configure the size of the HBM cache as 10GB, the size of DRAM as 128GB, and the size of SSDs as 10TB. Figure 24a shows cache hit rates and

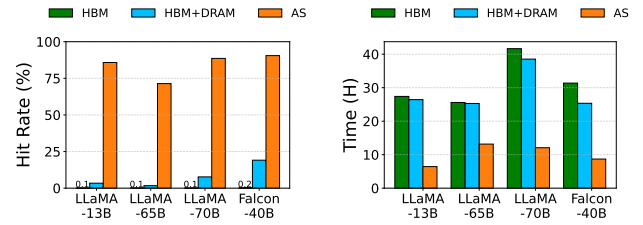


Figure 24: Performance under various caching configurations.

inference performance of different mechanisms. The hit rate of the HBM-only caching method is nearly 0% for all models due to the limited capacity of HBM. Using HBM with DRAM improves the cache hit rate to 3.4%, 1.7%, 7.7%, and 19.1% for models LLaMA-13B, LLaMA-65B, LLaMA-70B and Falcon-40B, respectively. In contrast, by further extending the cache capacity with SSDs, AttentionStore improves the cache hit rate to 86%, 71%, 89%, and 90% for models LLaMA-13B, LLaMA-65B, LLaMA-70B, and Falcon-40B, respectively. With higher hit rates, AttentionStore significantly improves the inference performance compared to the HBM-only/HBM+DRAM policies as shown in Figure 24b.

4.3.7 Accuracy of Decoupled Positional Encoding

To maintain the validity of the stored KV caches, AttentionStore decouples positional encoding from the KV caches and embeds the new positional encodings when reusing the stored KV caches as presented in Section 3.4. We evaluate the impact of the different schemes including AS, token truncation (TT), and naive KV cache truncation (NKVT) on the perplexity (PPL) and the accuracy of LLMs leveraging widely used benchmarks. In situations where the number of historical tokens exceeds the context window limit, TT removes the historical tokens and recomputes the KV caches for the remaining tokens, and NKVT directly discards the KV caches associated with the positional encoding and utilizes the truncated KV caches instead.

PPL. PPL is a metric used to evaluate the quality of a model in generating tokens [14, 58]. Lower PPL values indicate that the model is better at predicting the text and demonstrates a greater understanding of the language. Table 1 shows the PPL comparison of LLaMA-7B and LLaMA-13B in AS, TT, and NKVT settings using datasets WikiText-2 [15], C4 [39], and PTB [27]. TT consistently achieves a low PPL by recomputing KV caches after context window overflow. AS also maintains a low PPL, comparable to TT (with a difference of < 0.02), by incorporating new positional encodings into the KV caches after truncation. In contrast, NKVT exhibits a high PPL ($> 10^3$) due to the coupling of positional encoding within its KV

Table 1: PPL comparison of different methods.

Dataset	Model	AS	TT	NKVT
WikiText-2	LLaMA-7B	5.47	5.48	2198.7
	LLaMA-13B	4.91	4.90	1647.7
PTB	LLaMA-7B	8.48	8.49	2543.5
	LLaMA-13B	7.61	7.60	1865.8
C4	LLaMA-7B	6.96	6.98	2343.5
	LLaMA-13B	6.44	6.45	1745.6

Table 2: Accuracy of different methods.

Benchmark	Model	AS	TT	NKVT
MMLU	LLaMA-7B	43.7%	43.4%	21.8%
	LLaMA-13B	52.3%	53.2%	29.6%
LongEval	LLaMA-7B	66.0%	65.9%	12.0%
	LLaMA-13B	68.0%	68.0%	14.0%
PIQA	LLaMA-7B	77.1%	77.2%	48.9%
	LLaMA-13B	80.5%	80.4%	50.2%

caches. Directly truncating the KV caches would scramble the coupled positional information, resulting in the models’ failure to maintain a low PPL.

Accuracy. To analyze the accuracy of the models in answering questions after truncation, we conduct experiments using the MMLU [18], LongEval [23, 58], and PIQA [7] benchmarks. Specifically, we first input a long text to simulate the overflow of historical inputs to trigger the truncation operation, and then append the questions from the benchmarks as new inputs afterward. As shown in Table 2, both AS and TT provide high comparable accuracy. TT achieves high accuracy by paying the recomputation cost for context window overflow, while our AS avoids this cost and still maintains high accuracy. In contrast, the NKVT has a much lower accuracy than AS and TT because the coupled positional encoding after KV cache truncation is miscoded, which results in more disruption to new inputs.

4.3.8 Performance for Long Sequence Inference

Modern LLMs continue to incorporate longer context windows to accommodate a greater amount of information, empowering long sequence inference applications (e.g., document understanding [60] and code understanding [29]). We assess the efficacy of AttentionStore with models designed for long sequence inference in these applications. Specifically, we deploy the Mistral-7B model [20] with a maximum 32K context window on one A100 GPU with 80GB HBM, employing a GQA factor of 8 [2, 20]. We evaluate a documentation analysis application as an example. In this application,

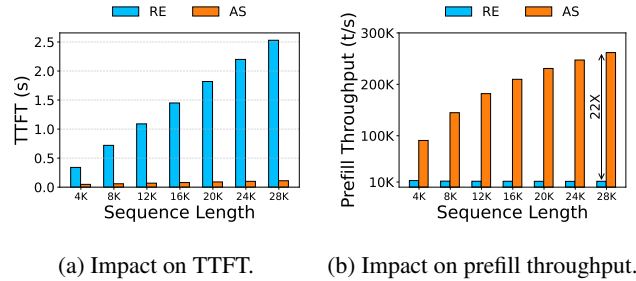


Figure 25: Prefilling performance of long sequence inference.

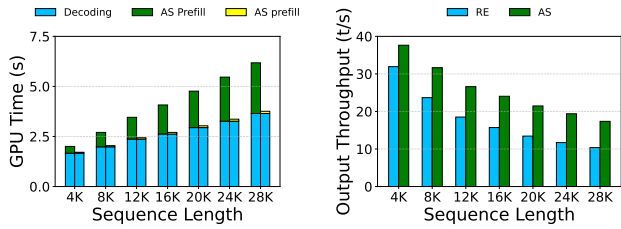
users submit a series of analysis tasks for the same document, forming a multi-turn conversation session. The size of the document varies from 4K to 28K. Each session consists of 6 analysis tasks, with each task requiring an input of 256 tokens and producing an output of 64 tokens. In the experiments, we use a batch size of 1 and evaluate the performance of the second and subsequent turns.

TTFT. Figure 25a shows the average TTFT for different sequence lengths. The TTFT of RE gradually increases to 2.5s when the sequence length reaches 28K. In contrast, AS has only about 0.12s of TTFT, resulting in a 95% reduction in TTFT compared to RE.

Prefilling throughput. Figure 25b illustrates the measured prefilling throughput. AS significantly improves the prefilling throughput, achieving a speedup up to 22× compared to RE. The prefilling throughput of RE cannot improve as the sequence length grows due to being bounded by the computational capability. AS observes a continuous increase in the prefilling throughput as the sequence length grows by efficiently reusing the historical KV cache.

GPU time. Figure 26a shows the average GPU time to complete each analysis task. AS demonstrates consistent GPU time savings compared to RE, regardless of the sequence length. When the sequence length increases, RE requires more prefilling time to recompute the KV caches, which accounts for a substantial portion of the total GPU time, i.e., 41%, for a sequence length of 28K. In contrast, AS efficiently reduces prefilling costs by reusing KV caches, resulting in only 1.2% of the GPU time being allocated to prefilling.

Output throughput. The overall output throughput is calculated by the number of generated tokens divided by the total processing time of a task, as shown in Figure 26b. As the sequence length increases, both RE and AS experience a decrease in throughput. This is attributed to the increased computational demands for computing attention of the lengthy sequence, resulting in a longer decoding time for each token. Notably, AS consistently surpasses RE in all scenarios, demonstrating an improvement in output throughput of up to 67%. These improvements in output throughput primarily stem from the elimination of KV cache recomputation.



(a) Impact on GPU time. (b) Impact on output throughput.

Figure 26: Overall performance of long sequence inference.

5 Related Work

KV Cache Management. Within a single-turn conversation, the KV cache is widely used for improving the performance of the decoding phase [10, 45, 52, 54, 61, 67]. To reduce the storage overhead of the KV cache on HBMs, existing work employs quantization and compression techniques on KV caches [13, 25, 58, 65]. To reduce the memory waste incurred by fragmentation, vLLM [22] takes inspiration from virtual memory to allow the KV cache to use fine-granularity non-continuous memory. These techniques are orthogonal to AttentionStore, which focuses on multi-turn conversations.

LMDeploy [19] is an LLM inference framework that caches the KV caches of multi-turn conversations on HBMs. RadixAttention [67], ChunkAttention [60], and Pensieve [62] are inference techniques that were developed concurrently with AttentionStore. RadixAttention and ChunkAttention optimize the inference tasks that share prompt prefixes. Tasks with the same prompt prefixes share the same KV caches to reduce the KV computation. Pensieve utilizes both GPU and CPU memory to store KV caches for multi-turn conversations. Different from all these works, AttentionStore exploits slower but larger storage hierarchies to save the KV caches to achieve high cache hit rates as presented in Section 4.3.6, and focuses on designing systemic techniques to address the challenges of offloading to slower mediums.

Inference Parameter Offloading. FlexGen [43] offloads both model weights and KV cache to DRAM and disks to support offline inference of LLMs. DeepSpeed Inference [4, 40, 41] offloads model weights to the DRAM and disks and fetches them on demand. Lina [24] offloads infrequently used expert weights of LLMs to the host memory to improve the memory efficiency. PowerInfer [44] and LLM in a flash [3] utilize sparsity [26, 28] in FFN computation to offload most of the inactive weights to the host memory or disks to reduce both memory usage and the computation. FastServe [56] schedules the KV caches to the host memory for optimizing the job completion time. In contrast, AttentionStore exploits KV caching offloading to reduce the recomputation overhead in multi-turn conversations.

6 Conclusion

This paper proposes AttentionStore, a new attention that allows the reuse of the KV caches for any ensuing turns of the same conversation, achieving a significant reduction in the recomputation overhead of KV caches in LLMs. To improve the efficiency of AttentionStore, we design overlapped KV cache access, hierarchical KV cache placement, and positional encoding decoupled KV cache truncation schemes. Extensive experimental results demonstrate that AttentionStore significantly decreases the TTFT by up to 87% and improves the prompt prefilling throughput by 7.8× for multi-turn conversations. It reduces the end-to-end inference cost by up to 70%. It also decreases the TTFT by up to 95% and enhances prompt prefilling throughput by 22× for long sequence inference.

References

- [1] Amey Agrawal, Ashish Panwar, Jayashree Mohan, Nipun Kwatra, Bhargav S Gulavani, and Ramachandran Ramjee. Sarathi: Efficient llm inference by piggybacking decodes with chunked prefills. *arXiv preprint arXiv:2308.16369*, 2023.
- [2] Joshua Ainslie, James Lee-Thorp, Michiel de Jong, Yury Zemlyanskiy, Federico Lebrón, and Sumit Shanghai. Gqa: Training generalized multi-query transformer models from multi-head checkpoints. *arXiv preprint arXiv:2305.13245*, 2023.
- [3] Keivan Alizadeh, Iman Mirzadeh, Dmitry Belenko, Karen Khatamifard, Minsik Cho, Carlo C Del Mundo, Mohammad Rastegari, and Mehrdad Farajtabar. Llm in a flash: Efficient large language model inference with limited memory. *arXiv preprint arXiv:2312.11514*, 2023.
- [4] Reza Yazdani Aminabadi, Samyam Rajbhandari, Ammar Ahmad Awan, Cheng Li, Du Li, Elton Zheng, Olatunji Ruwase, Shaden Smith, Minjia Zhang, Jeff Rasley, et al. Deepspeed-inference: enabling efficient inference of transformer models at unprecedented scale. In *Proceedings of the International Conference on High Performance Computing, Networking, Storage and Analysis*, SC, 2022.
- [5] AWS. Amazon ec2 p4d pricing. <https://aws.amazon.com/ec2/instance-types/p4/>.
- [6] AWS. Amazon ec2 pricing. <https://aws.amazon.com/ec2/pricing/>.
- [7] Yonatan Bisk, Rowan Zellers, Ronan Le Bras, Jianfeng Gao, and Yejin Choi. Piqa: Reasoning about physical commonsense in natural language. In *Proceedings of the AAAI Conference on Artificial Intelligence*, AAAI, 2020.

- [8] Zihang Dai, Zhilin Yang, Yiming Yang, Jaime Carbonell, Quoc V Le, and Ruslan Salakhutdinov. Transformer-xl: Attentive language models beyond a fixed-length context. *arXiv preprint arXiv:1901.02860*, 2019.
- [9] Asit Dan and Don Towsley. An approximate analysis of the lru and fifo buffer replacement schemes. In *Proceedings of the 1990 ACM SIGMETRICS conference on Measurement and modeling of computer systems*, pages 143–152, 1990.
- [10] Luciano Del Corro, Allie Del Giorno, Sahaj Agarwal, Bin Yu, Ahmed Awadallah, and Subhabrata Mukherjee. Skipdecode: Autoregressive skip decoding with batching and caching for efficient llm inference. *arXiv preprint arXiv:2307.02628*, 2023.
- [11] Tim Dettmers, Mike Lewis, Younes Belkada, and Luke Zettlemoyer. Gpt3. int8 (): 8-bit matrix multiplication for transformers at scale. In *Proceedings of Advances in Neural Information Processing Systems*, NeuIPS, 2022.
- [12] Jacob Devlin, Ming-Wei Chang, Kenton Lee, and Kristina Toutanova. Bert: Pre-training of deep bidirectional transformers for language understanding. *arXiv preprint arXiv:1810.04805*, 2018.
- [13] Suyu Ge, Yunan Zhang, Liyuan Liu, Minjia Zhang, Jiawei Han, and Jianfeng Gao. Model tells you what to discard: Adaptive kv cache compression for llms. *arXiv preprint arXiv:2310.01801*, 2023.
- [14] Hila Gonen, Srini Iyer, Terra Blevins, Noah A Smith, and Luke Zettlemoyer. Demystifying prompts in language models via perplexity estimation. *arXiv preprint arXiv:2212.04037*, 2022.
- [15] Chengyue Gong, Di He, Xu Tan, Tao Qin, Liwei Wang, and Tie-Yan Liu. Frage: Frequency-agnostic word representation. In *Proceedings of Advances in Neural Information Processing Systems*, NeuIPS, 2022.
- [16] Chi Han, Qifan Wang, Wenhan Xiong, Yu Chen, Heng Ji, and Sinong Wang. Lm-infinite: Simple on-the-fly length generalization for large language models. *arXiv preprint arXiv:2308.16137*, 2023.
- [17] Kai Han, An Xiao, Enhua Wu, Jianyuan Guo, Chunjing Xu, and Yunhe Wang. Transformer in transformer. In *Proceedings of Advances in Neural Information Processing Systems*, NeuIPS, 2021.
- [18] Dan Hendrycks, Collin Burns, Steven Basart, Andy Zou, Mantas Mazeika, Dawn Song, and Jacob Steinhardt. Measuring massive multitask language understanding. *arXiv preprint arXiv:2009.03300*, 2020.
- [19] InternLM. Lmdeploy. <https://github.com/InternLM/lmdeploy>.
- [20] Albert Q Jiang, Alexandre Sablayrolles, Arthur Mensch, Chris Bamford, Devendra Singh Chaplot, Diego de las Casas, Florian Bressand, Gianna Lengyel, Guillaume Lample, Lucile Saulnier, et al. Mistral 7b. *arXiv preprint arXiv:2310.06825*, 2023.
- [21] Albert Q Jiang, Alexandre Sablayrolles, Antoine Roux, Arthur Mensch, Blanche Savary, Chris Bamford, Devendra Singh Chaplot, Diego de las Casas, Emma Bou Hanna, Florian Bressand, et al. Mixtral of experts. *arXiv preprint arXiv:2401.04088*, 2024.
- [22] Woosuk Kwon, Zhuohan Li, Siyuan Zhuang, Ying Sheng, Lianmin Zheng, Cody Hao Yu, Joseph E Gonzalez, Hao Zhang, and Ion Stoica. Efficient memory management for large language model serving with pagedattention. In *Proceedings of ACM Symposium on Operating Systems Principles*, SOSP, 2023.
- [23] Dacheng Li, Rulin Shao, Anze Xie, Ying Sheng, Lianmin Zheng, Joseph Gonzalez, Ion Stoica, Xuezhe Ma, and Hao Zhang. How long can context length of open-source llms truly promise? In *Workshop in Proceedings of Advances in Neural Information Processing Systems*, NeuIPS Workshop, 2023.
- [24] Jiamin Li, Yimin Jiang, Yibo Zhu, Cong Wang, and Hong Xu. Accelerating distributed moe training and inference with lina. In *Proceedings of USENIX Annual Technical Conference*, ATC, 2023.
- [25] Zichang Liu, Aditya Desai, Fangshuo Liao, Weitao Wang, Victor Xie, Zhaozhuo Xu, Anastasios Kyrillidis, and Anshumali Shrivastava. Scissorhands: Exploiting the persistence of importance hypothesis for llm kv cache compression at test time. *arXiv preprint arXiv:2305.17118*, 2023.
- [26] Zichang Liu, Jue Wang, Tri Dao, Tianyi Zhou, Binhang Yuan, Zhao Song, Anshumali Shrivastava, Ce Zhang, Yuandong Tian, Christopher Re, et al. Deja vu: Contextual sparsity for efficient llms at inference time. In *Proceedings of International Conference on Machine Learning*, ICML, 2023.
- [27] Mitch Marcus, Beatrice Santorini, and Mary Ann Marcinkiewicz. Building a large annotated corpus of english: The penn treebank. *Computational linguistics*, 19(2):313–330, 1993.
- [28] Iman Mirzadeh, Keivan Alizadeh, Sachin Mehta, Carlo C Del Mundo, Oncel Tuzel, Golnoosh Samei, Mohammad Rastegari, and Mehrdad Farajtabar. Relu strikes back: Exploiting activation sparsity in large language models. *arXiv preprint arXiv:2310.04564*, 2023.

- [29] Daye Nam, Andrew Macvean, Vincent Hellendoorn, Bogdan Vasilescu, and Brad Myers. Using an llm to help with code understanding. In *Proceedings of IEEE/ACM International Conference on Software Engineering*, ICSE, 2024.
- [30] NVIDIA. Fastertransformer. <https://github.com/NVIDIA/FasterTransformer>.
- [31] NVIDIA. Nvidia collective communications library (nccl). <https://developer.nvidia.com/nccl>.
- [32] OpenAI. <https://openai.com/blog/chatgpt>, 2024.
- [33] OpenAI. <https://platform.openai.com/docs/assistants/how-it-works/managing-threads-and-messages>, 2024.
- [34] Adam Paszke, Sam Gross, Francisco Massa, Adam Lerer, James Bradbury, Gregory Chanan, Trevor Killeen, Zeming Lin, Natalia Gimelshein, Luca Antiga, et al. Pytorch: An imperative style, high-performance deep learning library. In *Proceedings of Advances in Neural Information Processing Systems*, NeuIPS, 2019.
- [35] Pratyush Patel, Esha Choukse, Chaojie Zhang, Íñigo Goiri, Aashaka Shah, Saeed Maleki, and Ricardo Bianchini. Splitwise: Efficient generative llm inference using phase splitting. *arXiv preprint arXiv:2311.18677*, 2023.
- [36] Guilherme Penedo, Quentin Malartic, Daniel Hesslow, Ruxandra Cojocaru, Alessandro Cappelli, Hamza Alobeidli, Baptiste Pannier, Ebtesam Almazrouei, and Julien Launay. The RefinedWeb dataset for Falcon LLM: outperforming curated corpora with web data, and web data only. *arXiv preprint arXiv:2306.01116*, 2023.
- [37] philschmid. Sharegpt raw. https://huggingface.co/datasets/philtschmid/sharegpt-raw/tree/main/sharegpt_90k_raw_dataset.
- [38] Reiner Pope, Sholto Douglas, Aakanksha Chowdhery, Jacob Devlin, James Bradbury, Jonathan Heek, Kefan Xiao, Shivani Agrawal, and Jeff Dean. Efficiently scaling transformer inference. In *Proceedings of Machine Learning and Systems*, MLSys, 2023.
- [39] Colin Raffel, Noam Shazeer, Adam Roberts, Katherine Lee, Sharan Narang, Michael Matena, Yanqi Zhou, Wei Li, and Peter J Liu. Exploring the limits of transfer learning with a unified text-to-text transformer. *Journal of machine learning research*, 2020.
- [40] Samyam Rajbhandari, Conglong Li, Zhewei Yao, Minjia Zhang, Reza Yazdani Aminabadi, Ammar Ahmad Awan, Jeff Rasley, and Yuxiong He. Deepspeed-moe: Advancing mixture-of-experts inference and training to power next-generation ai scale. In *Proceedings of International Conference on Machine Learning*, ICML, 2022.
- [41] Samyam Rajbhandari, Olatunji Ruwase, Jeff Rasley, Shaden Smith, and Yuxiong He. Zero-infinity: Breaking the gpu memory wall for extreme scale deep learning. In *Proceedings of the International Conference for High Performance Computing, Networking, Storage and Analysis*, SC, 2021.
- [42] ShareGPT. Sharegpt. <https://sharegpt.com/>.
- [43] Ying Sheng, Lianmin Zheng, Binhang Yuan, Zhuohan Li, Max Ryabinin, Daniel Y Fu, Zhiqiang Xie, Beidi Chen, Clark Barrett, Joseph E Gonzalez, et al. Flexgen: High-throughput generative inference of large language models with a single gpu. In *Proceedings of International Conference on Machine Learning*, ICML, 2023.
- [44] Yixin Song, Zeyu Mi, Haotong Xie, and Haibo Chen. Powerinfer: Fast large language model serving with a consumer-grade gpu. *arXiv preprint arXiv:2312.12456*, 2023.
- [45] Benjamin Spector and Chris Re. Accelerating llm inference with staged speculative decoding. *arXiv preprint arXiv:2308.04623*, 2023.
- [46] Jianlin Su, Murtadha Ahmed, Yu Lu, Shengfeng Pan, Wen Bo, and Yunfeng Liu. Roformer: Enhanced transformer with rotary position embedding. *Neurocomputing*, 568:127063, 2024.
- [47] Gemini Team, Rohan Anil, Sebastian Borgeaud, Yonghui Wu, Jean-Baptiste Alayrac, Jiahui Yu, Radu Soricut, Johan Schalkwyk, Andrew M Dai, Anja Hauth, et al. Gemini: a family of highly capable multimodal models. *arXiv preprint arXiv:2312.11805*, 2023.
- [48] Hugo Touvron, Thibaut Lavril, Gautier Izacard, Xavier Martinet, Marie-Anne Lachaux, Timothée Lacroix, Baptiste Rozière, Naman Goyal, Eric Hambro, Faisal Azhar, et al. Llama: Open and efficient foundation language models. *arXiv preprint arXiv:2302.13971*, 2023.
- [49] Hugo Touvron, Louis Martin, Kevin Stone, Peter Albert, Amjad Almahairi, Yasmine Babaei, Nikolay Bashlykov, Soumya Batra, Prajjwal Bhargava, Shruti Bhosale, et al. Llama 2: Open foundation and fine-tuned chat models. *arXiv preprint arXiv:2307.09288*, 2023.
- [50] Valentin Touzeau, Claire Maiza, David Monniaux, and Jan Reineke. Fast and exact analysis for lru caches. *Proceedings of the ACM on Programming Languages*, 3(POPL):1–29, 2019.

- [51] Ashish Vaswani, Noam Shazeer, Niki Parmar, Jakob Uszkoreit, Llion Jones, Aidan N Gomez, Łukasz Kaiser, and Illia Polosukhin. Attention is all you need. In *Proceedings of Advances in Neural Information Processing Systems*, NeuIPS, 2017.
- [52] vLLM Project. vllm: Easy, fast, and cheap llm serving with pagedattention. <https://github.com/vllm-project/vllm/>.
- [53] Xingyao Wang, Zihan Wang, Jiateng Liu, Yangyi Chen, Lifan Yuan, Hao Peng, and Heng Ji. Mint: Evaluating llms in multi-turn interaction with tools and language feedback. *arXiv preprint arXiv:2309.10691*, 2023.
- [54] Yiding Wang, Kai Chen, Haisheng Tan, and Kun Guo. Tabi: An efficient multi-level inference system for large language models. In *Proceedings of the European Conference on Computer Systems*, EuroSys, 2023.
- [55] Thomas Wolf, Lysandre Debut, Victor Sanh, Julien Chaumond, Clement Delangue, Anthony Moi, Pierric Cistac, Tim Rault, Rémi Louf, Morgan Funtowicz, et al. Huggingface’s transformers: State-of-the-art natural language processing. *arXiv preprint arXiv:1910.03771*, 2019.
- [56] Bingyang Wu, Yinmin Zhong, Zili Zhang, Gang Huang, Xuanzhe Liu, and Xin Jin. Fast distributed inference serving for large language models. *arXiv preprint arXiv:2305.05920*, 2023.
- [57] Qingyun Wu, Gagan Bansal, Jieyu Zhang, Yiran Wu, Shaokun Zhang, Erkang Zhu, Beibin Li, Li Jiang, Xiaoyun Zhang, and Chi Wang. Autogen: Enabling next-gen llm applications via multi-agent conversation framework. *arXiv preprint arXiv:2308.08155*, 2023.
- [58] Guangxuan Xiao, Yuandong Tian, Beidi Chen, Song Han, and Mike Lewis. Efficient streaming language models with attention sinks. *arXiv preprint arXiv:2309.17453*, 2023.
- [59] Linting Xue, Noah Constant, Adam Roberts, Mihir Kale, Rami Al-Rfou, Aditya Siddhant, Aditya Barua, and Colin Raffel. mt5: A massively multilingual pre-trained text-to-text transformer. *arXiv preprint arXiv:2010.11934*, 2020.
- [60] Lu Ye, Ze Tao, Yong Huang, and Yang Li. Chunkat-tention: Efficient self-attention with prefix-aware kv cache and two-phase partition. *arXiv preprint arXiv:2402.15220*, 2024.
- [61] Gyeong-In Yu, Joo Seong Jeong, Geon-Woo Kim, Soojeong Kim, and Byung-Gon Chun. Orca: A distributed serving system for transformer-based generative models. In *Proceedings of USENIX Symposium on Operating Systems Design and Implementation*, OSDI, 2022.
- [62] Lingfan Yu and Jinyang Li. Stateful large language model serving with pensieve. *arXiv preprint arXiv:2312.05516*, 2023.
- [63] Susan Zhang, Stephen Roller, Naman Goyal, Mikel Artetxe, Moya Chen, Shuohui Chen, Christopher Dewan, Mona Diab, Xian Li, Xi Victoria Lin, et al. Opt: Open pre-trained transformer language models. *arXiv preprint arXiv:2205.01068*, 2022.
- [64] Zhengyan Zhang, Xu Han, Zhiyuan Liu, Xin Jiang, Maosong Sun, and Qun Liu. Ernie: Enhanced language representation with informative entities. *arXiv preprint arXiv:1905.07129*, 2019.
- [65] Zhenyu Zhang, Ying Sheng, Tianyi Zhou, Tianlong Chen, Lianmin Zheng, Ruisi Cai, Zhao Song, Yuandong Tian, Christopher Ré, Clark Barrett, et al. H₂o: Heavy-hitter oracle for efficient generative inference of large language models. *arXiv preprint arXiv:2306.14048*, 2023.
- [66] Lianmin Zheng, Wei-Lin Chiang, Ying Sheng, Siyuan Zhuang, Zhonghao Wu, Yonghao Zhuang, Zi Lin, Zhuohan Li, Dacheng Li, Eric Xing, et al. Judging llm-as-a-judge with mt-bench and chatbot arena. *arXiv preprint arXiv:2306.05685*, 2023.
- [67] Lianmin Zheng, Liangsheng Yin, Zhiqiang Xie, Jeff Huang, Chuyue Sun, Cody Hao Yu, Shiyi Cao, Christos Kozyrakis, Ion Stoica, Joseph E Gonzalez, et al. Efficiently programming large language models using sglang. *arXiv preprint arXiv:2312.07104*, 2023.