

Clustering MOOC Programming Solutions to Diversify Their Presentation to Students

Elizaveta Artser
JetBrains Research
Munich, Germany
elizaveta.artser@jetbrains.com

Anastasiia Birillo
JetBrains Research
Belgrade, Serbia
anastasia.birillo@jetbrains.com

Yaroslav Golubev
JetBrains Research
Belgrade, Serbia
yaroslav.golubev@jetbrains.com

Maria Tigina
JetBrains Research
Amsterdam, The Netherlands
maria.tigina@jetbrains.com

Hieke Keuning
Utrecht University
Utrecht, The Netherlands
h.w.keuning@uu.nl

Nikolay Vyahhi
Hyperskill
Boston, United States
nikolay.vyahhi@hyperskill.org

Timofey Bryksin
JetBrains Research
Limassol, Cyprus
timofey.bryksin@jetbrains.com

ABSTRACT

In many MOOCs, whenever a student completes a programming task, they can see previous solutions of other students to find potentially different ways of solving the problem and learn new coding constructs. However, a lot of MOOCs simply show the most recent solutions, disregarding their diversity or quality.

To solve this novel problem, we adapted the existing plagiarism detection tool JPlag to Python submissions on Hyperskill, a popular MOOC platform. However, due to the tool's inner algorithm, it fully processed only 46 out of 867 studied tasks. Therefore, we developed our own tool called RHUBARB. This tool first standardizes solutions that are algorithmically the same, then calculates the structure-aware edit distance between them, and then applies clustering. Finally, it selects one example from each of the largest clusters, taking into account their code quality. RHUBARB was able to handle all 867 tasks successfully.

We compared approaches on a set of 59 tasks that both tools could process. Eight experts rated the selected solutions based on diversity, code quality, and usefulness. The default platform approach of selecting recent submissions received on average 3.12 out of 5, JPlag — 3.77, RHUBARB — 3.50. Since in the real MOOC, it is imperative to process everything, we created a system that uses JPlag on the 5.3% of tasks it fully processes and RHUBARB on the remaining 94.7%.

CCS CONCEPTS

• **Social and professional topics** → **Computing education.**

Permission to make digital or hard copies of all or part of this work for personal or classroom use is granted without fee provided that copies are not made or distributed for profit or commercial advantage and that copies bear this notice and the full citation on the first page. Copyrights for components of this work owned by others than ACM must be honored. Abstracting with credit is permitted. To copy otherwise, or republish, to post on servers or to redistribute to lists, requires prior specific permission and/or a fee. Request permissions from permissions@acm.org.

Conference'17, July 2017, Washington, DC, USA

© 2024 Association for Computing Machinery.

ACM ISBN 978-x-xxxx-xxxx-x/YY/MM... \$15.00

<https://doi.org/10.1145/nnnnnnn.nnnnnnn>

KEYWORDS

programming education, MOOCs, clustering, code quality

ACM Reference Format:

Elizaveta Artser, Anastasiia Birillo, Yaroslav Golubev, Maria Tigina, Hieke Keuning, Nikolay Vyahhi, and Timofey Bryksin. 2024. Clustering MOOC Programming Solutions to Diversify Their Presentation to Students. In *Proceedings of ACM Conference (Conference'17)*. ACM, New York, NY, USA, 7 pages. <https://doi.org/10.1145/nnnnnnn.nnnnnnn>

1 INTRODUCTION

Massive open online courses (MOOCs) are becoming more and more popular nowadays, serving the ever-growing need for accessible education [22]. Programming MOOCs usually consist of theoretical and practical parts that allow students to learn coding concepts step by step [29]. The correctness of practical coding tasks is usually validated by automated testing (assessment) systems [29]. However, because of the large number of students, it is difficult to control other aspects of writing code [17], e.g., code quality or specific ways the task can be solved. At the same time, these are very important for students' development [9, 16, 24, 31].

One of the possible ways to learn new approaches to solve the same task is sharing knowledge among students [15, 19, 27]. This approach is being actively studied and is even already implemented in several popular MOOCs, e.g., Codewars [1] or Hyperskill [2]. These platforms allow students to see the solutions of other users after they successfully solve the given task. The main problem here is that these solutions might not be diverse enough, since the majority of them are very similar.

Thus, it is crucial to cut the number of possible solutions to show only different ones to the student. As far as we know, such a problem has not yet been actively studied from a *student* perspective, but a lot of tools were developed to solve similar problems from the perspective of a *teacher* in related research areas of plagiarism detection [23, 26], feedback generation [13, 14], or the clustering of submissions [11]. Specifically, some tools like JPlag [23] and MOSS [26] were developed to detect plagiarism in student submissions and can cluster them according to a plagiarism level.

In this work, we strived to solve this problem not only for research purposes, but also to improve this functionality for Python tasks on Hyperskill [2], a large MOOC platform where the current approach is to simply show the latest solutions. First of all, we tried to adapt the existing approaches to this task. We chose JPlag [23] due to its maturity and popularity, and adapted it to be able to run for our purposes. Like many other popular tools, the algorithm [32] that JPlag uses to compare code snippets cannot handle short programs. This is an especially important disadvantage for Python solutions, since they can be short even for complex tasks.

To solve the defined problem for solutions of any size, we also developed our own tool called RHUBARB [6]. Firstly, we developed a library [5] with a set of 12 Python transformations for standardizing code, e.g., anonymizing names of variables, removing dead code, etc. This helps to ignore syntactic changes that do not affect the overall idea of the solution. Next, RHUBARB calculates the edit distance between the standardized solutions using a state-of-the-art tool called GumTree [12, 21, 30], which takes into account the code structure. Then, using the calculated distances, it applies hierarchical agglomerative clustering [20]. Finally, the tool selects one example from each of the largest clusters, also considering the code quality of the solutions using Hyperstyle [8], a tool already embedded into the Hyperskill platform.

The platform's team provided us with a dataset of 867 Python tasks with different levels of complexity and 305,584 solutions in total. Of these tasks, JPlag was only able to fully process 46 (5.3%), with 434 more (50.1%) being processed partially (some solutions being skipped by the tool) and 387 (44.6%) not processed at all, including some complex tasks. On the other hand, RHUBARB successfully processed 100% of the data.

Finally, to compare different approaches, we used 59 tasks, the ones for which JPlag was able to process at least 90% of the solutions. For each of them, three groups of five solutions were generated — (1) with the default platform approach of selecting recent submissions, (2) with JPlag, and (3) with RHUBARB. Then, eight experts rated these groups from the standpoint of diversity, code quality, and usefulness, with an average of 2.3 experts per task. The resulting average scores are 3.12 out of 5 for the existing platform approach of simply selecting the most recent solutions, 3.77 for JPlag, and 3.50 for RHUBARB, so both tools performed better than the default approach from Hyperskill. Since in the real MOOC, processing all tasks and solutions is crucial, we implemented a system that employs the better-performing JPlag on the 5.3% of tasks it can fully process, and RHUBARB on the remaining 94.7%.

You can find the source code of RHUBARB in our GitHub repository [6]. Separately, you can find a library with standardizing transformations for Python [5]. Finally, the supplementary materials for the paper are available on Zenodo [7].

Overall, the contributions of this paper are the following:

- **RHUBARB**, a clustering tool for creating diverse solutions in MOOCs, which handles all the studied platform's tasks.
- As a part of RHUBARB, a library of **code transformations** for Python that can be useful in other applications.
- An **evaluation** of RHUBARB with eight experts on 59 real tasks from Hyperskill, a large MOOC platform, showing that it outperforms the default platform approach.

2 MOTIVATING EXAMPLE

In Figure 1, we can see five different solutions to the same task about number remainders and functional programming in Python, e.g., the `map` and `filter` functions. Let us imagine that some student submitted solution (a) and we want to show them some others.

Firstly, we notice that solution (b) is not just similar, it's *algorithmically the same*. In this study, we define two code fragments to be algorithmically the same if they can be obtained from one another using some common transformations that do not affect the logic and can be applied without understanding the code, e.g., renaming variables, adding comments, etc. If these two solutions were to be brought to a normal form, they would be the same, thus we do not even need to consider solution (b).

Solution (c) is a different case. It looks even more similar to (a), to the degree where it may take some time to find the difference, and so it also probably should not be shown to the student. However, it is actually *algorithmically different*, since it skips using the `list` function twice. This does not matter in this particular context (`map` produces an iterator [3] that works for this task), but this is not always the case, and this change could alter the logic in different contexts. To take such cases into account, it is necessary to cluster similar solutions, since transformations will not cover them.

On the other hand, solutions (d) and (e) are very different both compared to previous solutions and to each other. Solution (d) is an iterative approach, while solution (e) is an impressive but difficult to read one-liner. From the standpoint of diversity, however, they are relevant and interesting to be shown to the student.

This example demonstrates several key points that influence our study: (1) we can use code transformations to standardize code snippets and merge them (e.g., (a) and (b)); (2) some minor changes can not be considered by standardization, but should be handled by a clustering algorithm (e.g. (c)); (3) the shortness of the solution does not always correlate with task complexity (e.g., (e)) and short submissions should also be handled in our context.

3 BACKGROUND

The topic of clustering student submissions is being actively studied for various purposes. Some studies are aimed at finding plagiarism in student solutions [23, 26], while others aim to show their variety: to help teachers provide feedback on programming assignments [13, 14], or generate human-readable descriptions to help teachers identify different approaches [11].

JPlag [23] is a popular plagiarism detection tool that uses a greedy string tiling algorithm [32] to find the distance between solutions. During each pair-wise comparison, JPlag attempts to cover one string with substrings taken from the other as well as possible, and then applies the Dice coefficient [10] to the results to obtain the final similarity score. JPlag also takes into account the programming language keywords within this algorithm. The tool works for a lot of popular languages, including all the major ones. It also has a special mode for clustering solutions, where each cluster contains solutions that the tool considers to be plagiarized. The main disadvantage of JPlag is the restriction on the minimum number of tokens in the code fragment, which does not allow working with short submissions. This is important in the context of our work, since in Python even complex tasks can have short solutions, e.g., solution (e) from Figure 1. In addition, this approach

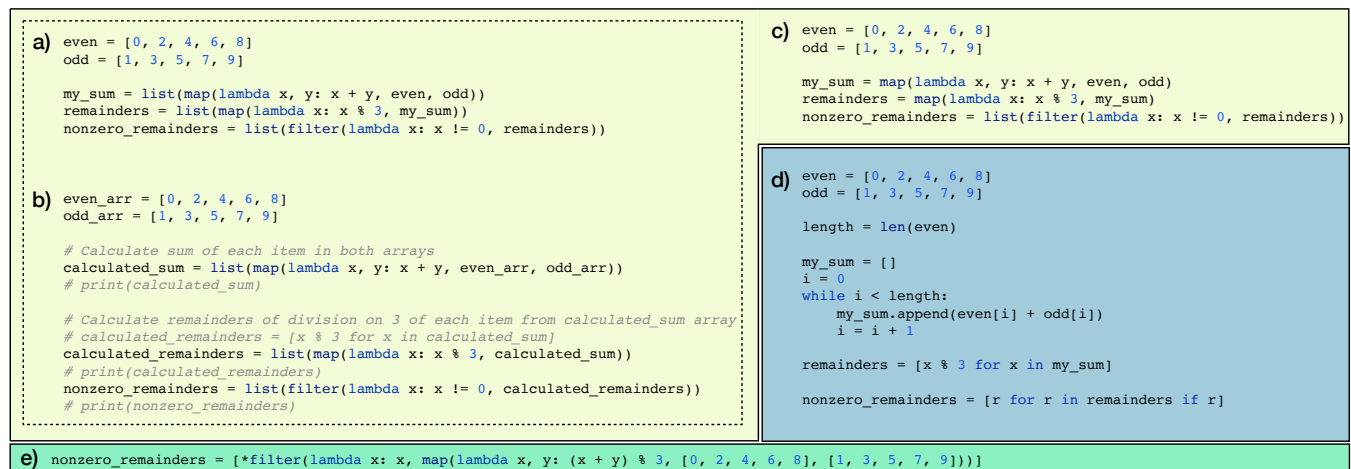


Figure 1: Examples of different students' approaches to solving the same task. Solutions (a) and (b) are algorithmically the same, while solution (c) is not, but still very similar to them. On the other hand, solutions (d) and (e) are rather different.

considers code snippets as a set of string tokens, which makes it impossible to analyze the code structure and the used constructs.

Another popular plagiarism detection tool is MOSS [26], a Web service that uses an adaptation of the greedy string tiling algorithm [32]. The key difference is that the fragments of code marked as similar appear in no more than N submissions. MOSS also allows not to take into account the code that is directly repeated between solutions, e.g., the pre-written templates provided by the task's creator. The tool supports many languages, however, the source code of the tool is closed and cannot be reused for research purposes.

OverCode [13] helps teachers provide appropriate feedback to students at scale. This tool reformats the code using abstract syntax tree (AST) analysis, but only in terms of style, removing comments, and renaming variables; the comparison itself is still done by string-matching its lines. Moreover, OverCode was developed for Python 2, did not update since 2016, and fails on fragments with newer constructs, e.g., solution (e) from Figure 1.

CLARA [14] clusters existing correct student solutions, and uses these clusters to generate a possible repair for a new incorrect solution. To compare submissions, this tool builds control-flow graphs (CFGs) and compares them dynamically via test inputs and variable values on each program step. The tool supports C and Python, however, it only supports a limited number of language constructs, which complicates running the tool on complex tasks. Also, matching CFGs is in general an NP-hard problem, which makes it impossible to run CLARA on a big MOOC platform.

Finally, a recent study [11] introduced the concept of *interpretable* clustering for Python. The paper aimed to develop a clustering algorithm for applications where interpretability is key, e.g., to show different ways to solve a task to the teacher. In this approach, each cluster has a short description to indicate the key features of its submissions. The clustering algorithm itself extracts different language constructs from submissions, and then uses them to generate frequent patterns. This approach looks promising, but the current rules for extracting constructs are designed only for simple tasks, and the source code for this approach is not available.

Overall, it can be seen that of the mentioned tools, only JPlag can be adapted to solve our problem for large enough solutions.

4 JPLAG

Firstly, we decided to adapt the plagiarism detection tool JPlag to our task. This tool uses a greedy string tiling algorithm to calculate the distance between students' submissions and builds a clustered graph, where each cluster represents solutions that it considers to be plagiarized. The solution's code is represented as a list of tokens, which are obtained by a special language-specific parser.

We ran JPlag from command line by giving it the path to input and output directories, as well as the settings of the clustering: its type (agglomerative hierarchical clustering with complete linkage) and a threshold. We used this type of clustering, because it is understandable and interpretable [28]. The fine-tuning of the threshold is described in Section 7. JPlag calculates the similarity between each pair of solutions using the Dice coefficient [10], which measures how similar two sets of tokens are, and then clusters them using the provided threshold.

The output consists of a list of clusters and a list of solutions for each of them. From the output, we select five of the largest clusters, and from each of them, simply pick the first solution as presented, which comes from the first clustered pair, the one with the highest Dice coefficient.

However, JPlag cannot properly process all the submissions. Firstly, solutions are ignored if they have fewer than the specified number of particular tokens (12 for Python), and we cannot simply decrease this value because it is a base requirement for greedy string tiling algorithms. Secondly, only a limited number of tokens is supported that can be used for the clustering itself. As a result, for the example in Figure 1, JPlag was only able to connect solutions (a) and (b), only partially parsed solutions (c) and (d), and entirely skipped solution (e) because of its size. Overall, in the provided platform dataset, JPlag could process all solutions for only 5.3% of tasks. More detailed statistics about this are provided in Section 6.

5 RHUBARB

To overcome the shortcomings of JPlag so that all the submissions on the Hyperskill platform could be processed, we developed our own tool called RHUBARB. Its overview is presented in Figure 2; below we describe each stage in detail.

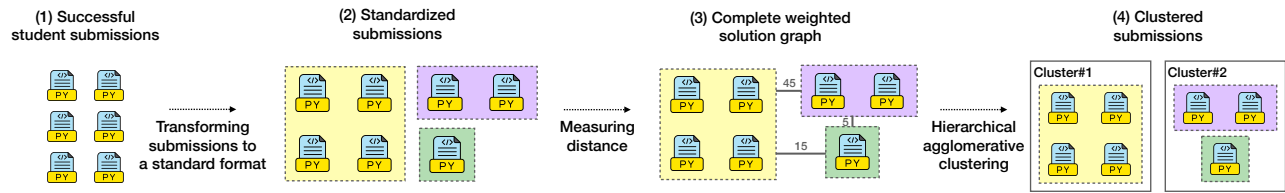


Figure 2: The general overview of RHUBARB.

```

v1 = [0, 2, 4, 6, 8]
v2 = [1, 3, 5, 7, 9]
v3 = list(map(lambda l1_p1, l1_p2: l1_p1 + l1_p2, v1, v2))
v4 = list(map(lambda l2_p1: l2_p1 % 3, v3))
v5 = list(filter(lambda l3_p1: l3_p1 != 0, v4))

```

Figure 3: The standard form of solutions (a) and (b) from Figure 1.

5.1 Standardization of Submissions

In Section 2 and Figure 1, we showed an example of code fragments that are algorithmically the same. The goal of the first step is to bring such solutions to a standard form [13, 34]. The standard form for solutions (a) and (b) from Figure 1 is shown in Figure 3. This is achieved using *code transformations*.

Our implementation of code transformations relies on the IntelliJ Platform [18], which powers IntelliJ-based IDEs. Specifically, we employ the Program Structure Interface (PSI), a layer of the IntelliJ Platform responsible for parsing files and creating the syntactic and semantic code model. A PSI file consists of a hierarchy of PSI elements, which enable the exploration of the internal structure of the source code as the IntelliJ Platform interprets it. PSI is similar to AST, however, while AST serves as a general interface for working with tree nodes, PSI is a more specialized implementation with specific language-related functionalities. In particular, it is much more tailored for changing the code, which is why we chose it.

We developed a library, in which several transformations for PSI are implemented. In total, there are 12 transformations for Python, the major ones are:

- **Anonymization** – changing all the identifiers in the program to generic ones.
- Removing **comments**, **empty lines**, and **dead code**.
- Standardizing **assignments** (from $x += 1$ to $x = x + 1$) and **equations** (from $x < y$ to $y > x$, always “greater”).
- **Propagating constants** (from $1 + 2 + 3$ to 6).

The library can be found separately on GitHub [5]. We developed this set of transformations according to an existing study [25] that described standardizing transformations for constructs commonly found in student submissions.

We expect that the presented library can be useful for other potential tasks, *e.g.*, hint generation, clone detection, or verifying program correctness without using test cases. The library is written in Kotlin and can be used directly or via an API.

After the transformations are applied, the standardized solutions are saved in a so-called solution graph (see (2) in Figure 2). At the standardization stage, the solution graph does not contain any edges. The vertices consist of a unique ID, standardized code, and a list of solution IDs that correspond to it. Although standardization in this form already constitutes clustering of code solutions, it only combines solutions with exactly the same semantics. Solutions with

similar approaches (such as solution (c) from Figure 1) may still be in different groups, hence the need for subsequent clustering.

5.2 Measuring Distance

For clustering solutions, it is necessary to introduce a particular distance metric between them. The chosen metric is the code *edit distance* in terms of AST nodes, which is similar to text-based approaches but considers code structure. If one solution can be transformed into another with a few edit operations (*i.e.*, the edit distance between them is small), these solutions are likely to use similar approaches and should be in the same cluster.

The code edit distance is calculated using GumTree [12], a state-of-the-art tool for comparing and analyzing code. GumTree is actively used in similar recent works [30] and remains one of the best code differencing tools [21]. In GumTree, the edit distance measures the number of editing operations (insertions, deletions, and moves of AST nodes) needed to transform one code version into another. Since some nodes in ASTs constitute entire code blocks, we “expand” their inner nodes and consider their sizes when calculating distances. Compared to other methods of calculating the edit distance, GumTree uses the analysis of syntax trees and the calculation of paths between tree nodes. As the tool uses its own internal format for trees, we implemented a custom converter from PSI to the GumTree tree to call its API directly.

The distance measuring process involves turning the previously obtained solution graph into a complete weighted graph (see (3) in Figure 2). For each pair of standardized solutions, the distance is calculated and added as an edge with a weight. Consider the code snippets from Figure 1. Code snippets (a) and (b) can be considered as one node (a-b), since they merge during the standardization step. The distance between nodes (a-b) and (c) is 56, while the distance between (d) and (e) is 530 (see Figure 4).

5.3 Hierarchical Agglomerative Clustering

The next step of the algorithm is clustering the standardized solutions based on the calculated distances between them. Similarly to the JPlag pipeline, we chose the hierarchical agglomerative clustering (HAC) [4] as the basic clustering algorithm because of its popularity and interpretability [28]. It iteratively merges the most similar pairs of data points or clusters until a stopping criterion is met. A clear stopping criterion for our setting is the restriction on the distance between solutions within a cluster. In this case, the distance between two standardized solutions within one cluster cannot exceed the pre-set distance limit at any point in the HAC algorithm. This hyperparameter can be set up through the tool’s arguments. The complete linkage [4] metric of inter-cluster distance maintains this invariant: the distance between two clusters is given by the maximum weight edge between points in the two clusters.

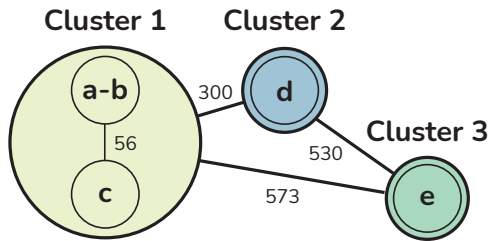


Figure 4: The graph with distances between the standardized solutions and clusters for solutions from Figure 1.

We also decided to supplement HAC with a heuristic that relates to the considered context. When the distance between pairs of clusters is equal, we first merge clusters of smaller size. Merging small clusters first can help identify rare approaches to solving a problem that may be lost if included in larger clusters.

The result of this step is another complete weighted graph (see (4) in Figure 2). Its vertices are clusters containing a unique cluster ID and a list of standardized solutions. The edge weights of the cluster graph are the inter-cluster distances calculated during clustering. Each cluster is converted from a list of standardized solutions to a list of original student solutions from the platform and saved. An example of a simple graph that corresponds to the examples from Figure 1 is shown in Figure 4, with both inter-solution and inter-cluster distances. As we can see, code snippets (a), (b), and (c) represent the same cluster, and the submissions (d), and (e) build their own clusters.

5.4 Selecting Representative Solutions

Finally, we need to select representative examples to present them to the user. Similar to JPlag’s pipeline, we take the five largest clusters, however, instead of selecting the first solutions within them, we additionally sort them by code quality. Specifically, we take the grade provided by Hyperstyle [8], a code quality tool that is used in the studied Hyperskill platform, sort the solutions in the cluster, and select the example from the ones with the highest grade. This allows us to additionally ensure that the provided examples are of good quality. In principle, any other sorting can be used in RHUBARB, according to the needs of a particular platform, e.g., code quality, date, size, etc.

5.5 Limitations

The developed tool has several limitations. First, standardization can take a long time, since we need to apply 12 transformations, and building and resolving a PSI tree is a complex process. We already implemented the ability to serialize the result of this step to reuse the standardized submissions, and we plan to add parallelization in future work. Next, to cluster student submissions, a complete weighted graph is built. This can be time- and memory-consuming for a large number of submissions. To overcome this drawback, we plan to support incremental graph recalculation in future work.

6 DATASET

To fine-tune and evaluate our approach, we used the data provided to us by the Hyperskill platform [2]. The platform’s policy allows to use anonymized data for research purposes, and the data did

not include any personal or identifying information. The platform has Hyperstyle [8] as the embedded code style tool, so the code quality grade is already included in the data. The dataset represents all correct Python solutions submitted within 16 weeks, a total of 305,584 solutions for 867 different coding tasks. The data contains the ID and the code of each submission, its code quality, and a timestamp. The timestamp helps to simulate the default platform’s approach and extract only the several last solutions.

A preliminary run on all tasks showed that JPlag failed to process 387 tasks (44.6%). For 298 of them, the report file was not generated, and for another 89, it generated an empty set of clusters. Next, 434 tasks (50.1%) were processed partially, i.e., some solutions were absent in the report file. Finally, 46 tasks (5.3%) were processed in full, i.e., all solutions were present in the report. The detailed distribution of the processed tasks can be found in Table 1. Such a drastic skipping of data indicates the importance and the necessity of RHUBARB for the practical use on the platform.

Table 1: The absolute and relative number of tasks, for which JPlag can process different percentage of solutions. E.g, the column (10-50] indicates the number of tasks, for which 10-50% of all submissions were present in JPlag’s output.

	0	(0-10]	(10-50]	(50-90]	(90-100]	100
Tasks	387	134	79	109	112	46
%	44.6	15.5	9.1	12.6	12.9	5.3

For a fair comparison with enough data, we decided to consider the tasks, for which JPlag could process at least 90% of solutions (the last two columns in Table 1). There are a total of 158 such tasks, among which 76 have at least 1,000 solutions. These 76 (8.8%) tasks were divided into two groups for two different purposes: 17 tasks were used for fine-tuning the clustering hyperparameters, and 59 were used for the final evaluation and comparison.

7 FINE-TUNING PARAMETERS

Both JPlag and RHUBARB have parameters that have to be set — a threshold for JPlag and the distance limit for RHUBARB. Before conducting the comparison of these algorithms against the default platform approach, it is necessary to select these parameters. We decided to carry out both procedures (fine-tuning and comparison) in a similar fashion, by conducting manual labeling. Since this paper explores a novel application of such tools, the fine-tuning is also largely exploratory, and we leave a more detailed evaluation of parameters with more experts for future work.

For the fine-tuning, we took the 17 tasks as described in the previous section, and for each of them, obtained 5 different solutions for showing using either JPlag or RHUBARB with different parameters, respectively. For example, for JPlag, we compared four different values of the threshold, so for each of the 17 tasks, we obtained four different groups of five solutions and rated them. The rating was carried out on the 1-to-5 scale, with 1 indicating the least suitable sample in terms of the diversity, code quality, and usefulness and 5 indicating the most suitable sample in terms of the diversity, code quality, and usefulness. Fine-tuning of the parameters was carried out by the first two authors of the paper, who have several years of experience working with MOOCs and programming in Python,

Table 2: The results of fine-tuning for JPlag threshold and RHUBARB distance limit.

JPlag				
Threshold	0.2	0.4	0.6	0.8
Average score	3.85	3.82	3.82	3.71
RHUBARB				
Distance limit	15	30	45	60
Average score	3.15	3.06	3.06	3.24
Distance limit	75	90	105	120
Average score	3.09	3.03	2.82	2.74

and who labeled all 17 tasks. The final score for each setting was averaged between all 17 tasks and both labelers.

The results of fine-tuning are presented in Table 2. For JPlag, we compared four values of the threshold: 0.2, 0.4, 0.6, and 0.8. It can be seen that the results are very similar; we did not notice particular differences in the output. We selected 0.2 as the final threshold as it is marginally better, and also because it is the default threshold.

For RHUBARB, we evaluated distance limits from 15 to 120, a range that showed meaningful results in preliminary experiments, with a step of 15, a total of eight values. Here, the results showed a little more difference, although only at the extreme ends of the range. We selected the distance limit of 60, which received the higher average score. The selected thresholds need to be further evaluated with more experts, which we leave for future work.

8 COMPARISON

Having selected the best parameters for both JPlag and RHUBARB, we ran the main evaluation to compare them to each other and to the current default approach of the Hyperskill platform that simply selects the latest solutions. The format of the evaluation was the same as for the fine-tuning. The final labelling was carried out by the first author and seven other invited experts. Among these experts were experienced software developers, with four having more than 5 years of programming experience, and computer science teachers, with two having more than 5 years of teaching CS courses. For a total of 59 tasks, there was an average 2.3 labelers per task. The outputs of the three approaches were always shuffled in their order and the approaches' names were hidden. The final scores were first averaged between experts for each task, and then averaged between all tasks for each approach.

The averaged results are presented in Table 3. As evident from the obtained data, both JPlag and RHUBARB offer more diverse solutions than those currently displayed on the Hyperskill platform. This indicates the usefulness of clustering in this context and of developing a new approach for this task.

Table 3: An average score of the default platform approach, JPlag, and RHUBARB.

Platform	JPlag	RHUBARB	
Average score	3.12	3.77	3.50

On the one hand, the evaluation has shown that JPlag works better than RHUBARB, while both of them work better than the default approach. On the other hand, the comparison itself was carried on just a small sample of the data, since JPlag fails for the majority. The RHUBARB tool handled 100% of the dataset and can produce clusters with better quality than the default platform's solution for all tasks. Importantly, JPlag can not be extended to all cases, since greedy string tiling algorithms by their definition can not be used for short submissions, while the quality of RHUBARB can be potentially improved. For now, we designed a system that employs JPlag on the 5.3% of tasks it can fully process, and employs RHUBARB on the remaining tasks.

9 CONCLUSION AND FUTURE WORK

This work introduces a new problem of selecting algorithmically diverse solutions in order to display them to students on MOOCs. To address it, we proposed a tool called RHUBARB [6] that brings Python solutions to a standard form, calculating distance via the GumTree tool that takes into account code structure, and selecting final examples based on code quality. The part of RHUBARB responsible for code transformations can be reused as a library [5].

Using the data provided to us by the Hyperskill MOOC platform [2], we compared the default platform approach of simply showing the last student submissions, the adapted existing plagiarism tool JPlag, and RHUBARB. In the manual labelling by experts, the default approach received the average score of 3.12 out of 5, JPlag – 3.77, and our tool – 3.50. The comparison was performed only on a small sample of the data, since JPlag cannot fully process the majority of our tasks, with 44.6% not being processed at all. Like other state-of-the-art approaches, JPlag uses a greedy string tiling algorithm, the main limitation of which is the minimum length of solutions that can be handled. For Python, this limitation is critical, because even complex Python tasks can have short solutions (*e.g.*, solution (e) from Figure 1). RHUBARB looks promising, because it can handle 100% of the data, and works better than the default approach. In the end, we created a compound version that uses both tools together.

Our **future work** relates to both research and practice. From the *research* point of view, we could increase the quality of RHUBARB by improving the GumTree processing and trying different types of clustering, *e.g.*, mean-shift algorithms for clustering [33]. Also, given the exploratory nature of the presented work, it is imperative to conduct a more thorough evaluation of hyperparameters.

From the *practical* standpoint, it is critical to make sure that the system actually helps students, since in this work we only focused on the initial exploration of the novel problem. We plan to actually incorporate the developed system into the Hyperskill platform, since it outperforms the current version, and conduct studies into the effect of showing alternative solutions to students. In addition to validating our approach, this will allow to create a more general framework for exploring this problem, comparing different techniques, and collecting student feedback on other forms of diversifying their knowledge that might not be obvious.

We hope that this work can bring more researchers into this under-developed problem so that MOOC platforms can serve students even better.

REFERENCES

- [1] [n. d.]. Codewars. <https://www.codewars.com/>. [Online; accessed 27-March-2024].
- [2] [n. d.]. Hyperskill. <https://hyperskill.org/>. [Online; accessed 27-March-2024].
- [3] [n. d.]. Python map function. <https://docs.python.org/3/library/functions.html#map>. [Online; accessed 27-March-2024].
- [4] Michael R Anderberg. 2014. *Cluster analysis for applications: probability and mathematical statistics: a series of monographs and textbooks*. Vol. 19. Academic press.
- [5] Elizaveta Artser, Anastasiia Birillo, Yaroslav Golubev, Maria Tigina, Hieke Keuning, and Timofey Bryksin. 2024. Bumblebee. <https://github.com/JeTBrains-Research/bumblebee>. [Online; accessed 27-March-2024].
- [6] Elizaveta Artser, Anastasiia Birillo, Yaroslav Golubev, Maria Tigina, Hieke Keuning, and Timofey Bryksin. 2024. Rhubarb. <https://github.com/hyperskill/code-submissions-clustering>. [Online; accessed 27-March-2024].
- [7] Elizaveta Artser, Anastasiia Birillo, Yaroslav Golubev, Maria Tigina, Hieke Keuning, and Timofey Bryksin. 2024. Supplementary materials. <https://doi.org/10.5281/zenodo.8259494>. [Online; accessed 27-March-2024].
- [8] Anastasiia Birillo, Ilya Vlasov, Artyom Burylov, Vitalii Selishchev, Artyom Goncharov, Elena Tikhomirova, Nikolay Vyahhi, and Timofey Bryksin. 2022. Hyperstyle: A tool for assessing the code quality of solutions to programming assignments. In *Proceedings of the 53rd ACM Technical Symposium on Computer Science Education-Volume 1*. 307–313.
- [9] Peter Brusilovsky. 2001. WebEx: Learning from Examples in a Programming Course. In *WebNet*, Vol. 1. 124–129.
- [10] Lee R Dice. 1945. Measures of the amount of ecologic association between species. *Ecology* 26, 3 (1945), 297–302.
- [11] Tomáš Effenberger and Radek Pelánek. 2021. Interpretable clustering of students' solutions in introductory programming. In *Artificial Intelligence in Education: 22nd International Conference, AIED 2021, Utrecht, The Netherlands, June 14–18, 2021, Proceedings, Part I*. Springer, 101–112.
- [12] Jean-Rémy Falleri, Floréal Morandat, Xavier Blanc, Matias Martinez, and Martin Monperrus. 2014. Fine-grained and accurate source code differencing. In *Proceedings of the 29th ACM/IEEE international conference on Automated software engineering*. 313–324.
- [13] Elena L Glassman, Jeremy Scott, Rishabh Singh, Philip J Guo, and Robert C Miller. 2015. OverCode: Visualizing variation in student solutions to programming problems at scale. *ACM Transactions on Computer-Human Interaction (TOCHI)* 22, 2 (2015), 1–35.
- [14] Sumit Gulwani, Ivan Radiček, and Florian Zuleger. 2018. Automated clustering and program repair for introductory programming assignments. *ACM SIGPLAN Notices* 53, 4 (2018), 465–480.
- [15] RK Kavitha and MS Irfan Ahmed. 2015. Knowledge sharing through pair programming in learning environments: An empirical study. *Education and Information Technologies* 20 (2015), 319–333.
- [16] Hieke Keuning, Bastiaan Heeren, and Johan Jeuring. 2019. How teachers would help students to improve their code. In *Proceedings of the 2019 ACM Conference on Innovation and Technology in Computer Science Education*. 119–125.
- [17] Shelley Kinash. 2013. MOOCing about MOOCs. *Education Technology Solutions* 57, 70 (2013), 56–58.
- [18] Zarina Kurbatova, Yaroslav Golubev, Vladimir Kovalenko, and Timofey Bryksin. 2021. The IntelliJ platform: a framework for building plugins and mining software data. In *2021 36th IEEE/ACM International Conference on Automated Software Engineering Workshops (ASEW)*. IEEE, 14–17.
- [19] Chen-Chung Liu, Chia-Ching Lin, Chun-Yi Chang, and Po-Yao Chao. 2014. Knowledge sharing among university students facilitated with a creative commons licensing mechanism: a case study in a programming course. *Journal of Educational Technology & Society* 17, 3 (2014), 154–167.
- [20] Alena Lukasová. 1979. Hierarchical agglomerative clustering procedure. *Pattern Recognition* 11, 5-6 (1979), 365–381.
- [21] Zohreh Mafi and Seyed-Hassan Mirian-Hosseinebadi. 2024. Regression test selection in test-driven development. *Automated Software Engineering* 31, 1 (2024), 9.
- [22] Eunjung Grace Oh, Yunjeong Chang, and Seung Won Park. 2020. Design review of MOOCs: Application of e-learning design principles. *Journal of Computing in Higher Education* 32, 3 (2020), 455–475.
- [23] Lutz Prechelt, Guido Malpohl, and Michael Philippsen. 2000. *JPlag: Finding plagiarisms among a set of programs*. Univ., Fak für Informatik.
- [24] Alexander Renkl. 2014. Toward an instructionally oriented theory of example-based learning. *Cognitive science* 38, 1 (2014), 1–37.
- [25] Kelly Rivers and Kenneth R Koedinger. 2017. Data-driven hint generation in vast solution spaces: a self-improving python programming tutor. *International Journal of Artificial Intelligence in Education* 27 (2017), 37–64.
- [26] Saul Schleimer, Daniel S Wilkerson, and Alex Aiken. 2003. Winnowing: local algorithms for document fingerprinting. In *Proceedings of the 2003 ACM SIGMOD international conference on Management of data*. 76–85.
- [27] M Sein-Echaluze, FJ Garcia-Peñalvo, and A Fidalgo-Blanco. 2016. *Students' knowledge sharing to improve learning in academic engineering courses*. Technical Report.
- [28] Rahmat Widia Sembiring, Jasni Mohamad Zain, and Abdullah Embong. 2011. A comparative agglomerative hierarchical clustering method to cluster implemented course. *arXiv preprint arXiv:1101.4270* (2011).
- [29] Thomas Staubitz, Hauke Klement, Jan Renz, Ralf Teusner, and Christoph Meinel. 2015. Towards practical programming exercises and automated assessment in Massive Open Online Courses. In *2015 IEEE International Conference on Teaching, Assessment, and Learning for Engineering (TALe)*. IEEE, 23–30.
- [30] André Teles and André Santos. 2023. Code merging using transformations and member identity. In *Proceedings of the 2023 ACM SIGPLAN International Symposium on New Ideas, New Paradigms, and Reflections on Programming and Software*. 71–88.
- [31] Maria Tigina, Anastasiia Birillo, Yaroslav Golubev, Hieke Keuning, Nikolay Vyahhi, and Timofey Bryksin. 2023. Analyzing the quality of submissions in online programming courses. In *2023 IEEE/ACM 45th International Conference on Software Engineering: Software Engineering Education and Training (ICSE-SEET)*. IEEE, 271–282.
- [32] Michael J Wise. 1993. String similarity via greedy string tiling and running Karp-Rabin matching. *Online Preprint, Dec* 119, 1 (1993), 1–17.
- [33] Kuo-Lung Wu and Miin-Shen Yang. 2007. Mean shift-based clustering. *Pattern Recognition* 40, 11 (2007), 3035–3052.
- [34] Songwen Xu and Yam San Chee. 2003. Transformation-based diagnosis of student programs for programming tutoring systems. *IEEE Transactions on Software Engineering* 29, 4 (2003), 360–384.