

The Hierarchical Cosmic Web and Assembly Bias

J. M. Coloma-Nadal,^{1,2,3} F.-S. Kitaura^{1,2} J. E. García-Farieta,^{1,2}
F. Sinigaglia,^{4,5,1,2} G. Favole^{1,2} and D. Forero Sánchez⁶

¹Instituto de Astrofísica de Canarias,
Calle Via Láctea s/n, E-38205, La Laguna, Tenerife, Spain

²Departamento de Astrofísica, Universidad de La Laguna,
E-38206, La Laguna, Tenerife, Spain

³Institute of Space Sciences (ICE, CSIC), Campus UAB, Carrer de Can Magrans, s/n, 08193
Barcelona, Spain

⁴Département d'Astronomie, Université de Genève, Chemin Pegasi 51, CH-1290 Versoix,
Switzerland

⁵Institut für Astrophysik, Universität Zürich, Winterthurerstrasse 190, CH-8057 Zürich,
Switzerland

⁶Institute of Physics, Laboratory of Astrophysics, École Polytechnique Fédérale de Lausanne
(EPFL), Observatoire de Sauverny, CH-1290 Versoix, Switzerland

E-mail: jmcoloma@ice.csic.es, fkitaura@iac.es

Abstract. Accurate modeling of galaxy distributions is paramount for cosmological analysis using galaxy redshift surveys. However, this endeavor is often hindered by the computational complexity of resolving the dark matter halos that host these galaxies. To address this challenge, we propose the development of effective assembly bias models down to small scales, i.e., going beyond the local density dependence capturing non-local cosmic evolution. We introduce a hierarchical cosmic web classification that indirectly captures up to third-order long- and short-range non-local bias terms. This classification system also enables us to maintain positive definite parametric bias expansions. Specifically, we subdivide the traditional cosmic web classification, which is based on the eigenvalues of the tidal field tensor derived, with an additional classification based on the Hessian matrix of the negative density contrast. We obtain the large-scale dark matter field on a mesh with $\sim 3.9 h^{-1}$ Mpc cell side resolution through Augmented Lagrangian Perturbation Theory. To assess the effectiveness of our model, we conduct tests using a reference halo catalogue extracted from the UNIT project simulation, which was run within a cubical volume of $1 h^{-1}$ Gpc side. The resulting mock halo catalogs, generated through our approach, exhibit a high level of accuracy in terms of the one-, two- and three-point statistics. They reproduce the reference power spectrum within better than 2 percent accuracy up to wavenumbers $k \sim 0.8 h$ Mpc⁻¹ and provide accurate bispectra within the scales that are crucial for cosmological analysis. This effective bias approach provides a forward model appropriate for field-level cosmological inference and holds significant potential for facilitating cosmological analysis of galaxy redshift surveys, particularly in the context of projects such as DESI, EUCLID, and LSST.

Contents

1	Introduction	1
2	Theory	3
2.1	Structure formation	3
2.2	The bias of dark matter tracers	4
3	Method	5
3.1	Local deterministic bias	6
3.2	Stochastic bias	7
3.3	Non-local deterministic bias: The hierarchical cosmic web classification	7
4	Calibration on N-body halo catalog	10
4.1	Reference catalog: UNIT simulation	10
4.2	Mock catalog	12
4.3	Results	13
5	Summary and discussion	16

1 Introduction

The primary objective of cutting-edge galaxy surveys like DESI [1] or EUCLID [2], is to meticulously chart the vast cosmic web, revealing the intricate three-dimensional distribution of matter. This endeavor serves the fundamental purpose of probing the elusive nature of dark energy and its influence on the Universe’s expansion. Achieving this demands a comprehensive understanding of cosmological parameters, the evolution of cosmic structures, the historical trajectory of cosmic expansion, and even theories that challenge conventional notions of gravity. To accomplish these feats, these surveys rely heavily on theoretical frameworks and sophisticated galaxy mock catalogues, which are essential for conducting robust analyses and estimating covariance matrices.

Generating mock catalogues necessitates the faithful recreation of cosmic volumes observed in actual galaxy surveys, along with the replication of clustering observables. Traditionally, simulating structure formation has relied on computationally intensive N -body codes. However, with the immense volumes involved in contemporary surveys, the computational burden becomes prohibitive. As a pragmatic alternative, approximate gravity solvers come into play. Among these, some leverage Lagrangian Perturbation Theory (LPT) [3] to compute the dark matter density field. Noteworthy examples of these approaches include in chronological order: PEAKPATCH [4–7], PINOCCHIO [8, 9], PThalos [10–12], PATCHY [13–16], EZmocks [17, 18], HALOGEN [19], ICE-COLA [20], and BAM [21–24], each offering distinct methodologies for generating galaxy mock catalogues (see comparison projects, [25–28]).

These methods can be classified into two categories: the ones trying to reproduce the halo distribution based on analytical and numerical approximations (PEAKPATCH, PINOCCHIO, later versions of PThalos, HALOGEN, ICE-COLA); and those trying to reproduce the distribution of large-scale structure tracers from detailed reference calculations with effective field-level bias models (e.g., the earliest PThalos version, PATCHY, EZmocks, and BAM).

The latter category offers substantial savings in computational resources, as demonstrated in a comparative study by [27]. Moreover, it enables a detailed dissection of contributions from individual bias components, as elucidated in works by [14, 23]. Importantly, this methodology can be seamlessly extended to field-level inference studies (see, e.g., [29, 30]).

In this study, our approach to modelling structure formation hinges on augmented Lagrangian Perturbation Theory (ALPT) [31], an advancement over linear LPT. ALPT refines the displacement field by decomposing it into long- and short-range components, drawing from second-order LPT (2LPT) and the spherical collapse approximation, respectively. This nuanced treatment allows for a more precise characterisation of the evolving cosmic structures within a one-step gravity solver. We could, however, rely on more accurate and expensive approaches (e.g., eALPT [32], FASTPM [33], and COLA [34]). The findings of the present study will yield to improved results when using more sophisticated gravity solvers, as demonstrated in [16].

The advantage of PATCHY over EZmocks and BAM is its explicit, clear analytic bias description, i.e., the description of the intricate relationship between the dark matter density field and its tracers such as halos, galaxies, galaxy clusters, etc. However, PATCHY faced challenges in accurately modelling the higher-order statistics of low-mass tracers, particularly halos with masses above approximately $10^8 M_\odot h^{-1}$ in a cubical volume of $400 h^{-1}$ Mpc side, despite incorporating second-order non-local bias effects [35].

The study by [23], using high mass halos (halos with $\gtrsim 10^{12} M_\odot h^{-1}$ in a $1.5 h^{-1}$ Gpc side cubical volume), showed that a proper modelling of the higher order statistics requires going to at least third-order non-local bias, and that this can be done through the cosmic web classification. These findings were exploited in the context of effective baryonic physics bias mapping and Lyman- α forest modelling (see [36–38]).

This paper extends previous PATCHY versions with a novel hierarchical cosmic web classification, indirectly accounting for both long- and short-range non-local bias at least up to third order. This bias description turns out to be crucial in acquiring a high fidelity forward model, as tested on a N -body based halo catalogue with a mass cut of $\gtrsim 10^{11} M_\odot h^{-1}$ in a $1 h^{-1}$ Gpc side cubical volume with variance suppression [39].

Our method offers the advantage of streamlining the parametric bias model, consolidating it into a maximum of six parameters that encompass both local deterministic and stochastic bias components. Moreover, the indirect incorporation of non-local bias terms through the hierarchical cosmic web classification enhances the model’s comprehensiveness and efficiency. Our approach avoids the explicit inclusion of non-local bias terms, a practice that can lead to the introduction of negative densities when truncated to a specific order. Instead, we segment a large-scale structure catalogue into well-defined subsets, akin to dividing a halo catalogue into mass bins. This segmentation allows us to treat each subset as a distinct catalogue, simplifying the application of a straightforward local bias model to accurately reproduce its characteristics. In this way, we manage to have a solid description of the large scale bias on large scales as stated by renormalised perturbation theory [40, 41], and extend it towards small scales with short-range non-local bias terms. The bias model presented in this study could potentially be combined with effective field theory based approaches [42–49] within field-level frameworks (see, e.g., [50]).

While our approach concentrates solely on number counts within a real-space mesh, it is worth noting that a companion paper introduces a sub-grid model designed to allocate positions and velocities within the cells (see the CosmoMIA method [51]). The bias method presented in this paper together with CosmoMIA are being applied to a variety of large-scale

structure tracers, such as Luminous Red Galaxies (LRGs), Emission Line Galaxies (ELGs), quasars (QSOs) and Bright Galaxies (BGs), and will be presented in forthcoming publications.

The paper is structured as follows. In section 3, we briefly describe the structure formation theory we use to evolve the density field. Subsequently, we present the bias of dark matter tracers through perturbation theory (PT) and define our analytic model. At the end of this section we hierarchically classify the cosmic web. In section 4, we present and statistically analyse the test on a N -body reference catalog. Finally, we discuss the results in section 5.

2 Theory

In this section, we provide an overview of the analytical expression of the displacement field necessary to calculate the density field. Then we recap the theoretical background in modelling the bias of large scale structure tracers.

2.1 Structure formation

On the large scales, we rely on Lagrangian perturbation theory (LPT) to simulate structure formation [3]. This is an approximate solution to evolve particles from the primordial density fluctuations until the desired epoch (redshift). In this theory, the action of gravity across cosmic evolution is encoded in the displacement field $\Psi(\mathbf{q}, z)$, which relates initial Lagrangian positions \mathbf{q} to final Eulerian comoving ones $\mathbf{x}(z)$ through the following mapping relation

$$\mathbf{x}(z) = \mathbf{q} + \Psi(\mathbf{q}, z). \quad (2.1)$$

However, it is well known in the literature that LPT approaches suffer from artificial shell-crossing, as the particles do not interact with each other [52–55]. This problem can be mitigated with Augmented LPT (ALPT) [31], a combination of LPT with the spherical collapse (SC) model [56–58], which models virialisation towards small scales. In particular, we rely on second-order LPT (2LPT) [52, 53], an improvement of the linear approximation with non-local tidal field corrections. The ALPT displacement field is then written as sum of two components

$$\Psi(\mathbf{q}, z) = \underbrace{\overbrace{\mathcal{K}(\mathbf{q}, r_s)}^{\text{long-range kernel}} \circ \Psi_{2\text{LPT}}(\mathbf{q}, z)}_{\text{long-range interaction}} + \underbrace{\overbrace{(1 - \mathcal{K}(\mathbf{q}, r_s)) \circ \Psi_{\text{SC}}(\mathbf{q}, z)}^{\text{short-range kernel}}}_{\text{short-range interaction}}. \quad (2.2)$$

The long-range component is described by the linear growth factor D and the first- and second-order gravitational potential terms $\phi^{(1)}$, $\phi^{(2)}$:

$$\Psi_{2\text{LPT}} = -D\nabla\phi^{(1)} + D_2\nabla\phi^{(2)}. \quad (2.3)$$

The short-range component reads

$$\Psi_{\text{SC}} = \nabla\nabla^{-2} \left[3 \left(\left(1 - \frac{2}{3} D \delta^{(1)} \right)^{1/2} - 1 \right) \right]. \quad (2.4)$$

For more details, we refer the reader to [31]. The smooth dark matter density field δ^{ALPT} is finally obtained by applying Cloud-In-Cell (CIC) interpolation to the final positions $\mathbf{x}(z)$ including tetrahedra-tessellation [59]. The ALPT method presents a better cross-correlation

with N -body simulations than applying separately either LPT solutions until third order or the spherical collapse model alone [31, 60]. Furthermore, compared to N -body solutions, it is considerably more efficient,¹ while reproducing the power on the very large scales at different redshifts.

Our studies have shown that the usage of improved gravity solvers makes only sense when the resolution of the mesh is higher than about $2.5 h^{-1}$ Mpc. Since we want to explore at first, the maximal efficiency of the method, we explore in this paper only resolutions of $\sim 3.9 h^{-1}$ Mpc. Conveniently, we opt for a resolution that is a multiple of two lower (2^4) than the original dark matter field, which serves as our reference simulation from the UNIT project [39]. We leave an exploration of our framework with higher resolutions based on an improved version of ALPT, called eALPT [32] for future work.

2.2 The bias of dark matter tracers

Galaxies, galaxy clusters and halos are biased tracers of the dark matter distribution (for review, see [62]). The relations between different tracers and the underlying dark matter field, named *bias relations*, are well known to be non-linear, non-local (hence, also scale-dependent) and stochastic (see [13] and references therein). Bias relations also depend on the history evolution of the Universe since the tracer formed, the so-called assembly bias (see, e.g., [63–65]). Assembly bias is also studied through the dependence of the tracer on the cosmic web (see, e.g., [66, 67]).

On the large scales, where density fluctuations are small, perturbation theory (PT) can be used to expand the relation between the tracer δ_{tr} and the dark matter δ density fields [68],

$$\delta_{\text{tr}}(\mathbf{x}) = f(\delta(\mathbf{x})) = \sum_{i=0}^{\infty} \frac{b_i}{i!} \delta^i(\mathbf{x}), \quad (2.5)$$

where b_i are the unknown bias parameters. This expansion, however, presents only a dependence on the local density. In order to allow for history dependence and long-range non-locality, one can also include a dependency on the peculiar velocity through $\partial_i v_j$ and on the gravitational potential through the tidal field tensor $\mathcal{T}_{ij} \equiv \partial_i \partial_j \phi(\mathbf{x})$ [23, 40]. In this work, we extend local bias models including long- and short-range non-local bias components through a cosmic web classification. The short-range non-local bias is based on the second-order derivatives of the density field, $\Gamma_{ij} \equiv \partial_i \partial_j \delta(\mathbf{x})$. The dependencies we investigate can be summarised as follows

$$\delta_{\text{tr}} \curvearrowright P(\delta_{\text{tr}} | \nabla^2 \phi(\mathbf{x}), \partial_i \partial_j \phi(\mathbf{x}), \partial_i \partial_j \delta(\mathbf{x}), \epsilon) \equiv P(\delta_{\text{tr}} | \delta, \mathcal{T}, \Gamma, \epsilon), \quad (2.6)$$

where ϵ describes stochastic uncertainty arising from the fact that the tracer distribution is a discrete sample of the underlying dark matter distribution. By convenience, following [40], the tidal field tensor can be rewritten by removing its trace

$$s_{ij}(\mathbf{x}) \equiv \mathcal{T}_{ij} - \frac{1}{3} \delta_{ij}^K \delta(\mathbf{x}). \quad (2.7)$$

Furthermore, the cosmological principle (homogeneity and isotropy) constrains the bias parameters to be constant scalar quantities. Then, one should construct scalars from s_{ij} . The

¹See table 1 in [27]: comparison between ICE-COLA and PATCHY to reproduce the Minerva simulations [61]: 33 hours CPU time with 340 Gb memory allocation vs 0.2 hours and 15 Gb, respectively.

first order scalars s_{ii} are zero by definition and the second and third order terms can be constructed by the tensor contractions $s^2 \equiv s_{ij}s_{ji}$ and $s^3 \equiv s_{ij}s_{jk}s_{ki}$, respectively. Analogously, we can define a traceless tensor for the short-range non-local bias term,

$$\mu_{ij}(\mathbf{x}) \equiv \Gamma_{ij} - \frac{1}{3}\delta_{ij}^K \nabla^2 \delta(\mathbf{x}), \quad (2.8)$$

and its scalars $\mu^2 \equiv \mu_{ij}\mu_{ji}$ and $\mu^3 \equiv \mu_{ij}\mu_{jk}\mu_{ki}$.

The resulting Taylor expansion of the bias model, in Eulerian coordinates \mathbf{x} , has now local (B_L), non-local long-range (B_{NL}^{LR}), non-local short-range (B_{NL}^{SR}), velocity (B_{NL}^v) and stochastic (B^ϵ) bias contributions. Following [23] and [40], the expansion can be written as

$$\begin{aligned} \delta_{\text{tr}}(\mathbf{x}) = B(\delta_{\text{tr}}|\delta) &= \underbrace{B_L(\delta)}_{\text{local}} + \underbrace{B_{NL}^{LR}(\delta)}_{\text{long-range}} + \underbrace{B_{NL}^{SR}(\delta)}_{\text{short-range}} + \underbrace{B_{NL}^v(\delta)}_{\theta \neq \delta} + \underbrace{B^\epsilon(\delta)}_{\text{local \& non-local stochastic noise}} \\ &= \underbrace{c_\delta \delta(\mathbf{x})}_{\text{first order}} + \underbrace{\frac{1}{2}c_{\delta^2}(\delta^2(\mathbf{x}) - \langle \delta^2 \rangle)}_{\text{local}} + \underbrace{\frac{1}{2}c_{s^2} \left(s^2(\mathbf{x}) - \frac{2}{3}\langle \delta^2 \rangle \right)}_{\text{non-local long-range}} + \underbrace{\frac{1}{3!}c_{\delta^3}\delta^3(\mathbf{x})}_{\text{local}} + \underbrace{\frac{1}{2}c_{\delta s^2}\delta(\mathbf{x})s^2(\mathbf{x}) + \frac{1}{3!}c_{s^3}s^3(\mathbf{x})}_{\text{non-local long-range}} \\ &\quad \underbrace{\hspace{15em}}_{\text{curl-free \& } \theta=\delta \text{ terms: } B_L^{(1 \rightarrow 3)} + B_{NL}^{LR(2 \rightarrow 3)}} \\ &+ \underbrace{\frac{1}{2}c_{\mu^2}(\mu^2(\mathbf{x}) - \langle \mu^2(\mathbf{x}) \rangle)}_{\text{non-local short-range}} + \underbrace{\frac{1}{2}c_{\delta\mu^2}\delta(\mathbf{x})\mu^2(\mathbf{x}) + \frac{1}{3!}c_{\mu^3}\mu^3(\mathbf{x})}_{\text{third order}} + \underbrace{\mathcal{O}(F_v(\mathbf{x})|^{(3)})}_{\text{non-local}} + \underbrace{\mathcal{O}(F_{\delta,\mu,\mathcal{T}}(\mathbf{x})|^{(4)})}_{\text{local \& non-local}} + \underbrace{F_\epsilon(\epsilon(\mathbf{x}))}_{\text{local \& non-local}} \\ &\quad \underbrace{\hspace{15em}}_{\text{curl-free \& } \theta=\delta \text{ terms: } B_{NL}^{SR(2 \rightarrow 3)}} \quad \underbrace{\hspace{15em}}_{\substack{\theta \neq \delta \text{ terms} \\ \mathcal{O}(B_{NL}^v|^{(3)})}} \quad \underbrace{\hspace{15em}}_{\substack{\text{curl-free } \theta=\delta \text{ terms} \\ \mathcal{O}(\delta_{\text{tr}}|^{(4)})}} \quad \underbrace{\hspace{15em}}_{\substack{\text{noise terms} \\ \mathcal{O}(B^\epsilon(\delta)|^{(1)})}} \end{aligned} \quad (2.9)$$

where the c_s are the bias factors and the superscripts ($1 \rightarrow 3$) denote terms from first to third order.

In the large-scale limit of $k \rightarrow 0$, the observable, renormalised, large scale bias b_δ as the sum of bias-like terms according to [40] is given by

$$b_\delta = c_\delta + \left(\frac{34}{21}c_{\delta^2} + \frac{68}{63}c_{s^2} + \frac{1}{2}c_{\delta^3} + \frac{1}{3}c_{\delta s^2} - \frac{16}{63}c_{st} \right) \sigma^2 + \frac{1}{2}c_{\delta\epsilon^2}\sigma_\epsilon^2, \quad (2.10)$$

where σ^2 is the variance of the dark matter field at the considered resolution, σ_ϵ^2 is the corresponding variance of the noise, and c_{st} relates to a mixed non-local bias term including velocity contributions for $\theta \neq \delta$.

3 Method

Equation (2.9) encapsulates the principal bias terms of the tracer density field δ_{tr} within a Taylor expansion. However, employing truncated versions of an infinite expansion at a practical level is non-trivial and carries inherent risks.

As depicted in (2.10), accurate reproduction of large-scale bias necessitates accounting for at least third-order bias contributions. Yet, this does not offer guidance on transitioning from large to small scales to achieve a comprehensive field-level bias description.

As elucidated in [23], the contributions of velocity bias primarily impact small scales and can generally be disregarded for the majority of baryon acoustic oscillations (BAO)

and redshift-space distortions (RSD) studies. Consequently, we defer an investigation into extending our bias model to incorporate terms where $\theta \neq \delta$ for future endeavors. Instead, we focus on terms where information from velocity shear is inherently encoded in the tidal field tensor.

Here, we adopt the approach proposed in the aforementioned study and introduce, for the first time in the context of parametric bias models of discrete tracer distributions, a cosmic web classification to indirectly model non-local bias terms. We extend this methodology to similarly model short-range non-local bias contributions for the first time, as elaborated below.

This approach has several advantages, as it permits us to ensure positive definite tracer density fields, and directly or indirectly include all bias terms (B_L , B_{NL}^{LR} , B_{NL}^{SR} , B_{NL}^v and B^ϵ). Our method consists on applying a deterministic (section 3.1) and stochastic (section 3.2) bias model to each of the different regions of the cosmic web which is hierarchically classified in terms of the gravitational potential ϕ and the density field δ (section 3.3).

The deterministic bias, consists firstly on a power law [13, 69, 70] and secondly on a threshold bias [13, 71, 72], describing the non-linear behaviour and allowing to suppress low density regions where not enough mass is available to form halos. We extend this picture with a suppression of density peaks which some galaxies tend to avoid as a result of halo exclusion (see, e.g., [73]).

Finally, the connection between the expected number counts and the discrete realisation of large scale structure tracers is established through a likelihood, accounting for stochastic biasing [74, 75]. As advanced by [76], a non-vanishing correlation function introduces deviations from Poissonity [77, 78]. This affects the statistics at scales below the mesh resolution and needs to be modelled with non-Poisson likelihoods [13, 35, 79, 80]

3.1 Local deterministic bias

Following [13], we can generally write the expected number of a certain tracer $\langle \rho_{\text{tr}} \rangle$ in a given volume element dV as function of the underlying dark matter density δ ,

$$\langle \rho_{\text{tr}} \rangle_{dV} = f_{\text{tr}}(1 + B(\delta_{\text{tr}}|\delta)), \quad (3.1)$$

where $B(\delta_{\text{tr}}|\delta)$ is the deterministic bias relation and f_{tr} is the normalisation factor which controls the number density and can be described as

$$f_{\text{tr}} = \frac{n_{\text{tr}}}{\langle 1 + B(\delta_{\text{tr}}|\delta) \rangle_V}, \quad (3.2)$$

i.e., by requiring the tracer density field to have the number density of the reference sample $\langle \langle \rho_{\text{tr}} \rangle_{dV} \rangle_V = n_{\text{tr}}$.

In particular, we define the bias relation as the product of a power-law, describing the non-linear behaviour, an exponential damping for high-density regions ($\epsilon > 0$) and a low-density threshold ($\epsilon' < 0$),

$$1 + B_L(\delta) = \underbrace{(1 + \delta)^\alpha}_{\text{power-law bias}} \times \underbrace{\exp\left\{\left(-\left(\frac{1 + \delta}{\rho_\epsilon}\right)^\epsilon\right)\right\}}_{\text{high-density threshold bias}} \times \underbrace{\exp\left\{\left(-\left(\frac{1 + \delta}{\rho'_\epsilon}\right)^{\epsilon'}\right)\right\}}_{\text{low-density threshold bias}}, \quad (3.3)$$

where we have extended the model presented in [13] to also account for high density suppression.

3.2 Stochastic bias

The distribution of halos on a dark matter density field defined on a mesh, characterised by a lower resolution than that needed to resolve the halos, leads to a stochastic process. This can be described by the probability $P(N_i|\lambda_i)$ of finding a given number of halos N_i in a given cell i with volume dV . Therefore, $\lambda_i = \langle \rho_{\text{tr}} \rangle_{dV} \times dV$ is the average number of particles in a cell. The Poisson distribution, $P(N_i|\lambda_i) = \frac{\lambda_i^{N_i}}{N_i!} \exp(-\lambda_i)$, can account for the discrete nature of galaxies [81, 82]. However, it only approximately holds in intermediate density regions. In general, we have over-dispersion. Non-Poissonian distributions, such as the Negative Binomial (NB), were introduced to account for field-level bias modelling [13, 30, 50]:

$$P(N_i|\lambda_i, \beta) = \underbrace{\frac{\lambda_i^{N_i}}{N_i!} \exp\{-\lambda_i\}}_{\text{Poisson distribution}} \times \underbrace{\frac{\Gamma(\beta + N_i)}{\Gamma(\beta)(\beta + \lambda_i)^{N_i}} \frac{\exp(\lambda_i)}{(1 + \lambda_i/\beta)^\beta}}_{\text{deviation from Poissonity}}. \quad (3.4)$$

The Poisson distribution is recovered in the limit $\beta \rightarrow \infty$ for which the deviation tends to one [16]. One can also model a density dependent β -parameter to account for arbitrary variance expressions (see [35]). In this work, we model the stochastic bias by drawing samples of the deterministic bias model (3.3) from the NB distribution.

3.3 Non-local deterministic bias: The hierarchical cosmic web classification

Numerical simulations have shown that the gravitational growth of the initial density perturbations leads to a characteristic pattern of structures, dubbed cosmic web [83, 84], very similar to the one from observations of the large-scale distribution of galaxies (see, e.g., [85]). Most of the Universe is composed of low-density regions (voids) surrounded by filaments of matter generating a web-pattern. Inspired by the formation of cosmic sheet-like *pancake* structures [86], [87] proposed a theoretical criterion to classify the different regions of the cosmic web in terms of the particle motion inside the gravitational potential of a dark matter halo, $\ddot{x} = -\nabla\phi$. The center of mass of a halo is an extremum, i.e. $\nabla\phi = 0$, and hence, there, the equation of motion can be linearised. At this points, the particle motion is completely determined by the tidal field tensor $T_{ij} \equiv \partial_i\partial_j\phi$ and, more concretely, by its eigenvalues $\lambda_1 > \lambda_2 > \lambda_3$. Analogously to the *Zel'dovich pancake*, we consider regions with three positive eigenvalues as those where gravitational collapse cause matter inflows. On the other hand, we consider unstable orbits (expanding regions) when the three eigenvalues are negative. Attending to this argument, one can define four regions in the cosmic web

- Knots: $\lambda_1, \lambda_2, \lambda_3 > \lambda_{\text{th}}$
- Filaments: $\lambda_1, \lambda_2 > \lambda_{\text{th}}$ & $\lambda_3 < \lambda_{\text{th}}$
- Sheets: $\lambda_1 > \lambda_{\text{th}}$ & $\lambda_2, \lambda_3 < \lambda_{\text{th}}$
- Voids: $\lambda_1, \lambda_2, \lambda_3 < \lambda_{\text{th}}$

The threshold eigenvalue λ_{th} , allowing for $\lambda_{\text{th}} \neq 0$, was introduced by [88] to reduce the dependence on the smoothing scale, mesh resolution and mass assignment scheme. This classification can be generalised to the full density field rather than limit to the centre of the halos. As is essentially defined by the gravitational potential, we dubbed this classification ϕ -web (see figure 1). It has been used in simulations both to study the properties of dark

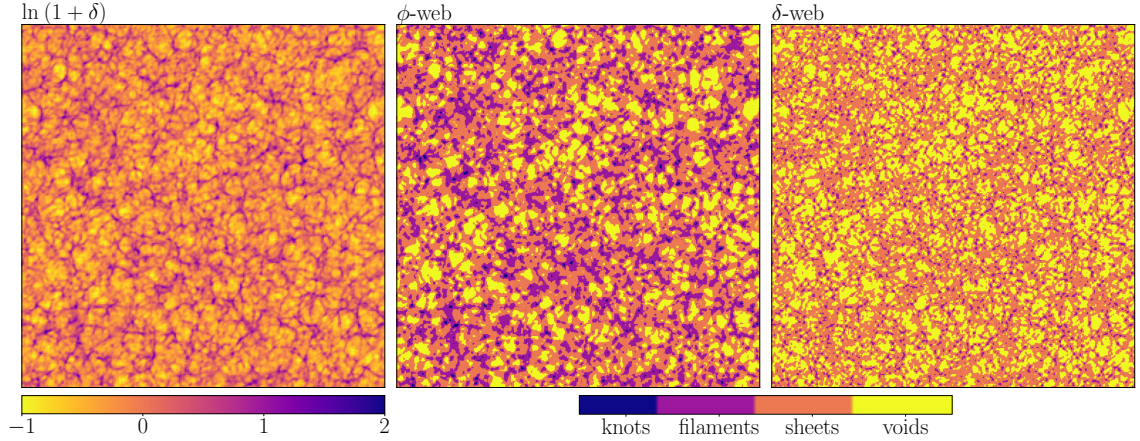


Figure 1. ALPT Dark matter density field and the cosmic web. Slices of $20 h^{-1}$ Mpc thick and $1000 h^{-1}$ Mpc side at redshift $z = 1.032$ are shown for the logarithmic density field (left panel), the ϕ -web (middle panel) and the δ -web (right panel). The darker the color, the highest the density.

matter halos, galaxies and intergalactic gas [36, 67, 87, 89] and to generate halos and galaxy mock catalogues [21, 35, 90]. Furthermore, it is used in observational analysis [91–93].

The gravitational potential is a key ingredient in both the bias model (2.9) and the cosmic web classification. The distribution of halos can be associated with various regions of the cosmic web by considering the invariants of the tidal field tensor. These invariants, in turn, directly describe the non-local bias terms within halo perturbation theory (for details see [23] and references therein), and are:

- $I_1 = \lambda_1 + \lambda_2 + \lambda_3$,
- $I_2 = \lambda_1\lambda_2 + \lambda_1\lambda_3 + \lambda_2\lambda_3$,
- $I_3 = \lambda_1\lambda_2\lambda_3$.

Consequently, the invariants can be directly linked to the different regions of the cosmic web (for simplicity, and without loss of generality, for $\lambda_{\text{th}} = 0$):

- Knots: $I_3 > 0 \ \& \ I_2 > 0 \ \& \ I_1 > \lambda_1$
- Filaments: $(I_3 < 0 \ \& \ I_2 < 0) \ || \ (I_3 < 0 \ \& \ I_2 > 0 \ \& \ \lambda_3 < I_1 < \lambda_3 - \lambda_2\lambda_3/\lambda_1)$
- Sheets: $(I_3 > 0 \ \& \ I_2 < 0) \ || \ (I_3 < 0 \ \& \ I_2 > 0 \ \& \ \lambda_1 - \lambda_2\lambda_3/\lambda_1 < I_1 < \lambda_1)$
- Voids: $I_3 < 0 \ \& \ I_2 > 0 \ \& \ I_1 < \lambda_1$

It emerges that both the long-range non-local bias (2.9) and the cosmic web classification are determined by the eigenvalues of the tidal field. In particular, the invariants can be related to the different bias components in halo perturbation theory (see [23])

- $\delta = I_1$,
- $s^2 = \frac{2}{3}I_1^2 - 2I_2$,
- $s^3 = -I_1I_2 + 3I_3 + \frac{2}{9}I_1^3$.

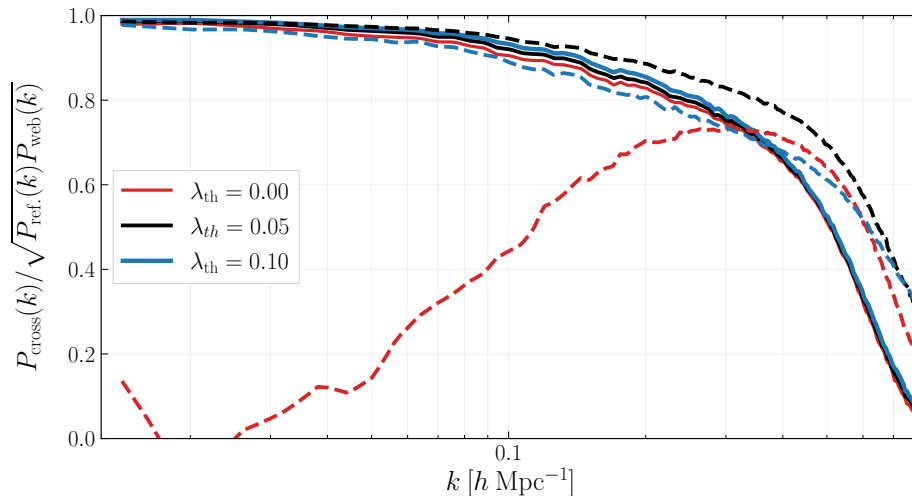


Figure 2. Cross power spectra of the cosmic web density fields $\delta_{\phi\text{-web}}$ (solid lines) and $\delta_{\delta\text{-web}}$ (dashed lines) with the halo reference catalogue for different threshold values λ_{th} .

The cosmic web classification based on the gravitational potential (the ϕ -web) provides information on $I_1 \sim \delta$, I_2 and I_3 , and thus, on δ , s^2 , and s^3 . Thus, we propose applying the deterministic (3.3) and stochastic (3.4) bias model to the different ϕ -web regions to indirectly model long-range non-local bias. Additionally, since the short-range non-local bias (2.9) is determined by the density field tensor, $\Gamma_{ij} = \partial_i \partial_j \delta$, we suggest sub-classifying the ϕ -web regions based on the eigenvalues of the density field tensor. Figure 1 illustrates the density field (left) alongside the ϕ -web classification (middle) and the δ -web classification (right).

We have employed an information theory-based approach to represent the density field using only four distinct values, corresponding to different cosmic web regions. Following the eigenvalues, we assign the highest value to knots and then to filaments sheets and voids in decreasing order. The specific values themselves are not critical; what is important is ensuring that the difference between subsequent regions remains consistent to prevent bias toward any particular region, while preserving the hierarchical order. With this definition, we can define a density contrast based only on those four values for both long-range $\delta_{\phi\text{-web}}$, and short-range $\delta_{\delta\text{-web}}$ components.

A visual examination of figure 1 reveals the correlation between both classifications and the density field, with the δ -web providing information on small scales. Moreover, figure 3 depicts the hierarchical cosmic web classification scheme for the halo reference catalogue used for calibration in section 4. In the subsequent section, we demonstrate how progressively incorporating ϕ -web and δ -web information significantly enhances the 1-, 2-, and 3-point statistics, culminating in the reproduction of the reference catalogue with remarkable accuracy.

We propose selecting the threshold value λ_{th} based on the cross-correlation between the cosmic web density fields $\delta_{\phi\text{-web}}$, $\delta_{\delta\text{-web}}$, and the halo reference catalogue (section 4). After exploring a wide range of threshold values, we have determined that $\lambda_{\text{th}} = 0.05$ is the most suitable choice. In figure 2, we display the correlation for $\lambda_{\text{th}} = 0.05$, along with lower ($\lambda_{\text{th}} = 0.0$) and upper ($\lambda_{\text{th}} = 0.1$) limits.

The prominent feature of this plot is that, on small scales, the δ -web exhibits a higher correlation with the reference halos compared to the ϕ -web. This observation supports the

notion that δ -web classification encompasses information on small scales, effectively modeling short-range non-local behavior. Across different thresholds, the cross-correlation with the ϕ -web remains relatively consistent at both large and small scales, with a slight increase in correlation at intermediate scales for higher λ_{th} values (up to 0.1, beyond which it starts to decrease). However, the correlation with the δ -web displays significant differences for various thresholds: at large and intermediate scales, the correlation for $\lambda_{\text{th}} = 0.0$ is notably lower compared to other cases. Across almost all scales, the δ -web with $\lambda_{\text{th}} = 0.05$ demonstrates the highest correlation with the reference catalogue. In light of these findings, we have opted to utilise $\lambda_{\text{th}} = 0.05$ in this study.

As a consequence of our hierarchical cosmic web classification, various quantities related to the local deterministic and stochastic bias components have to be computed for each sub-region. In particular, the bias parameters depend on the cosmic web region denoted by the subscript cw: $B(\delta_{\text{tr}}|\delta)|_{\text{cw}} : \{\alpha|_{\text{cw}}, \rho_{\epsilon}|_{\text{cw}}, \epsilon|_{\text{cw}}, \rho'_{\epsilon}|_{\text{cw}}, \epsilon'|_{\text{cw}}, \beta|_{\text{cw}}\}$ and, thus, also the normalisation: $f_{\text{tr}}|_{\text{cw}}$ depending on the specific bias, volume: $\langle 1 + B(\delta_{\text{tr}}|\delta)|_{\text{cw}} \rangle_V$, and mean number density: $n_{\text{tr}}|_{\text{cw}}$.

4 Calibration on N-body halo catalog

In this section, we present the application of the method to generate halo mock catalogues.

4.1 Reference catalog: UNIT simulation

We employ a gravity-only simulation from the UNIT project², specifically a fixed-amplitude run denoted as UNITSIM1 (U1) [39], which is consistent with the cosmological parameters of Planck Collaboration 2016 [94], i.e., $\Omega_m = 0.3089$, $h \equiv H_0/100 = 0.6774$, $n_s = 0.9667$ and $\sigma_8 = 0.8147$ (see table 4 in [94]). The simulation tracks the dynamic evolution of 4096^3 dark matter (DM) particles within a periodic box of $1 \text{ Gpc } h^{-1}$ on a side, starting at scale factor $a \equiv 1/(1+z) = 0.01$ ($z = 99$) with initial conditions generated with FastPM [95]. The DM particles undergo evolution up to redshift $z = 0$ with the particle-mesh and tree algorithms implemented in the GADGET code [96]. This setup ensures a mass resolution of $1.2 \times 10^9 M_{\odot} h^{-1}$. Halos were identified with the phase-space halo finder ROCKSTAR³ [97]. The CONSISTENT⁴ algorithm was applied on top of the ROCKSTAR catalogues to enhance the consistency of merger histories through the implementation of dynamic tracking for halo progenitors (for details, please refer to [98]). As for the reference catalogue used in this research, we focus in the halo distribution at $z = 1.032$ with spherical overdensity masses of $M_{200c} \gtrsim 10^{11} M_{\odot} h^{-1}$. This criterion agrees with the expected mass cut at which dark matter halos can host Emission Line Galaxies (ELGs) (as detailed in studies such as [99]). For this reason, we have chosen a halo mass cut of $10^{11} M_{\odot} h^{-1}$ yielding a reference catalogue containing a total of 8,278,311 distinct halos.

²<http://www.unitsims.org>

³<https://bitbucket.org/gfcstanford/rockstar>

⁴<https://bitbucket.org/pbehroozi/consistent-trees>

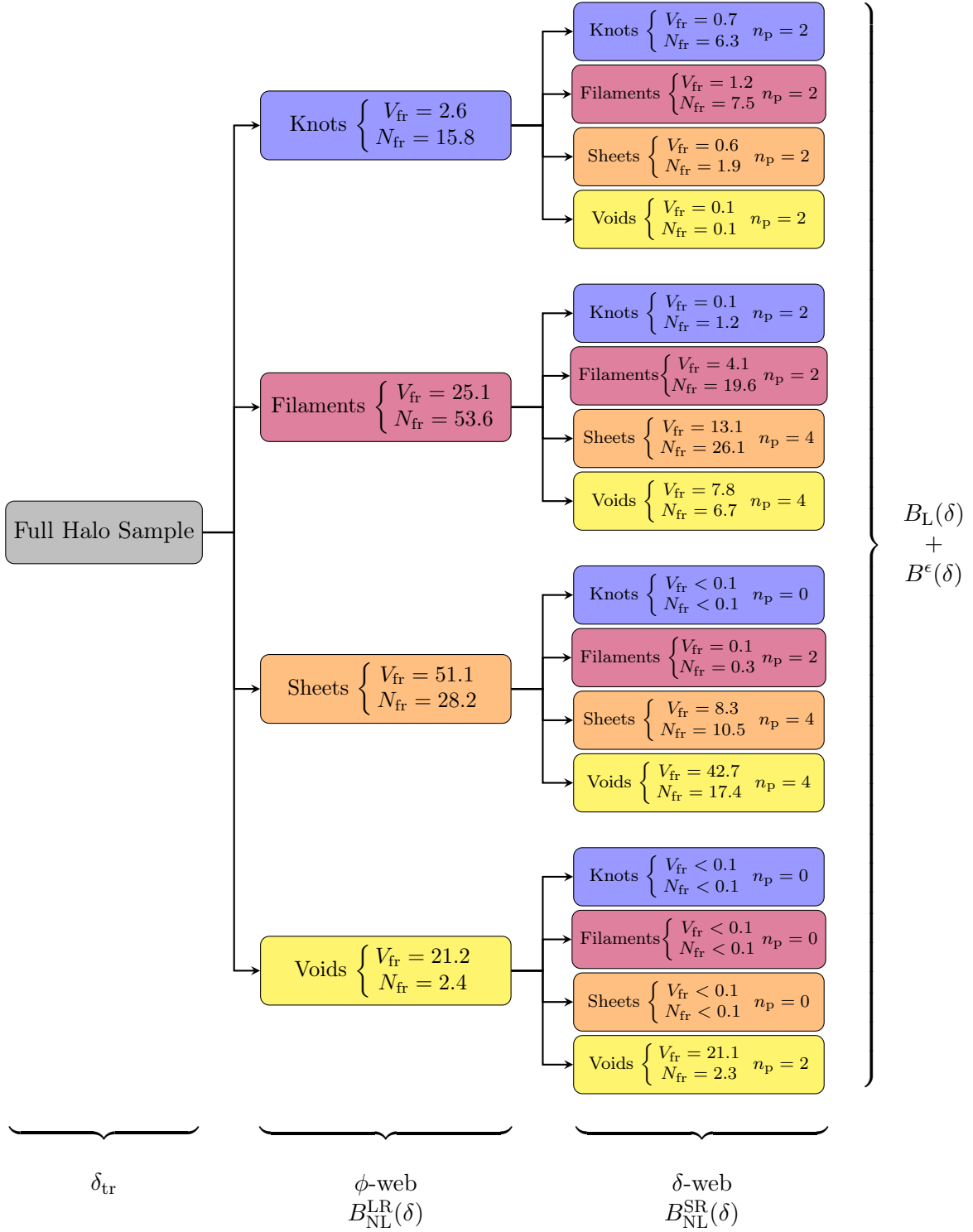


Figure 3. Hierarchical cosmic web classification of the UNIT halo reference catalogue. The colour-code has been chosen to match the one of the cosmic web classification shown in figure 1. The volume fraction V_{fr} is the percentage number of cells in each region w.r.t to the total box. The number fraction N_{fr} is the percentage number of halos in each region w.r.t to the full sample. The number of bias parameters n_{p} used in each region is also indicated. Since there are only a few halos in voids, two parameters are enough to describe all the δ -web region. Regions with extremely low number densities ($n_{\text{tr}|_{\text{cw}}}$) can be modelled with a constant bias solely determined by $n_{\text{tr}|_{\text{cw}}}$. In the bottom of the plot we include the label of both classifications and their relation with the non-local bias terms.




Figure 4. Visual comparison of the reference and a mock halo catalog. The slices are $\sim 20 h^{-1}$ Mpc thick and $1000 h^{-1}$ Mpc side. The logarithm of the halo density contrast δ_{tr} is shown and darker regions are related to lower densities. Both fields share the same initial conditions down-sampled to resolutions of $\sim 3.9 h^{-1}$ Mpc cell side. Below that resolution, stochastic bias dominates and the halo distributions differ.

4.2 Mock catalog

The first step involves running ALPT with the `Web0N` code [100] in a cubical volume of $1 h^{-1}$ Gpc side to $z = 1.032$. To this end, we employ a down-sampled version of the original initial conditions (corresponding to the UNITSIM1 simulation relying on 4096^3 cells and particles) to a mesh of 256^3 cells and particles. This results in a cell side resolution of approximately $3.9 h^{-1}$ Mpc. We consistently use the same cosmology as the UNITSIM1. We define the dark matter density contrast after applying the CIC mass assignment scheme combined with tetrahedra-tessellation [59]. We then use the resulting dark matter field to calibrate the bias parameters. Subsequently, we execute 100 realisations with random initial conditions to ensure robust statistical analysis.

Furthermore, from the `Web0N` code, we obtain the ϕ -web and δ -web classifications for the ALPT dark matter density field using a threshold value of $\lambda_{\text{th}} = 0.05$. This classification is also applied to the halo reference catalogue to determine the number density in each cosmic web region. The classification scheme is illustrated in figure 3, where the two numbers V_{fr} and N_{fr} represent the volume and number fraction, respectively, characterising each region of the cosmic web.

In the second step, we apply the bias model described in (3.3) to each of the individual regions. Although initially there are six possible free parameters $\{\alpha, \beta, \rho_\epsilon, \epsilon, \rho'_\epsilon, \epsilon'\}$, we find that we can successfully fit most of the individual regions using only two parameters, $\{\alpha, \beta\}$. For some regions, we require four parameters by incorporating the exponential cut-off, but in neither case do we need all six parameters.

We are conducting separate studies to investigate which parameters are relevant for each galaxy type.

4.3 Results

Figure 4 depicts a visual comparison between the reference and the mock halo catalogue. The disparities observed stem from stochasticity induced by the various realisations below the scale of the down-sampled field. Nevertheless, both fields exhibit striking similarities, and the large-scale structure is clearly discernible and consistent in both panels.

A quantitative analysis is presented in figure 5, where each row illustrates the 1-, 2- and 3-point statistics or, equivalently, the probability density function PDF (left), the power-spectrum $P(k)$ (middle), and the reduced bispectrum $Q(\theta_{12})$ (right) for the various bias models considered in this study. We progressively include more bias terms from the top to the bottom rows. The summary statistics corresponding to the reference catalogue is represented with the black solid lines or black dots and corresponding error bars.

The PDF [101], the power spectrum [102] and the bispectrum [103, 104] are powerful tools for extracting cosmological information from the large-scale structure of the Universe by constraining cosmological parameters. The PDF is understood as the number of cells containing a given number of objects. The Fourier-space 2- and 3-point functions, i.e., the power spectrum and bispectrum, respectively, are defined as

$$\langle \delta_{\text{tr}}(\mathbf{k})\delta_{\text{tr}}(\mathbf{k}') \rangle \equiv (2\pi)^3 P(k)\delta^D(\mathbf{k} - \mathbf{k}'), \quad (4.1)$$

$$\langle \delta_{\text{tr}}(\mathbf{k}_1)\delta_{\text{tr}}(\mathbf{k}_2)\delta_{\text{tr}}(\mathbf{k}_3) \rangle \equiv (2\pi)^3 B(k_1, k_2, k_3)\delta^D(\mathbf{k}_1 + \mathbf{k}_2 + \mathbf{k}_3), \quad (4.2)$$

where the ensemble average stands for k -shell averages, while the reduced bispectrum is defined as

$$Q(\theta_{12}|k_1, k_2) \equiv \frac{B(k_1, k_2, k_3)}{P(k_1)P(k_2) + P(k_2)P(k_3) + P(k_1)P(k_3)}. \quad (4.3)$$

We have focused on a particular configuration of the reduced bispectrum, $k_2 = 2k_1 = 0.2 h \text{ Mpc}^{-1}$, which is typically studied, as it is relevant to BAO and RSD analyses. We are using larger volume simulations based on the AbacusSummit [105] simulation suite to thoroughly study a larger variety of configurations for haloes and each galaxy type tracer relevant to the DESI and EUCLID collaborations. Such studies will be presented in forthcoming papers. The bispectrum projection is shown as a function of the angle θ_{12} between the wavevectors \mathbf{k}_1 and \mathbf{k}_2 , given by $k_3^2 = k_2^2 \sin^2 \theta_{12} + (k_2 \cos \theta_{12} + k_1)^2$.⁵

The resulting mock catalogues are based on the following bias models (figure 5):

1. First row: Local power-law bias
2. Second row: Local power-law bias combined with threshold bias
3. Third row: Local power-law bias combined with threshold bias and long-range cosmic web classification based on the gravitational potential (ϕ -web)
4. Fourth row: Local power-law bias combined with threshold bias and both long-range and short-range cosmic web classification based on the gravitational potential (ϕ -web) and the density field (δ -web).

As outlined in previous studies [16, 38], the determination of the bias parameters is performed jointly by minimising the likelihood of the 1-point PDF and the power spectrum. This joint optimisation is crucial as the skewness of the PDF is constrained by the bispectrum,

⁵We are grateful to Cheng Zhao for making his bispectrum computation code available as presented in [18].

aiding in breaking degeneracies [14]. In particular, we determine the optimal values for our parameters by sampling their posterior distribution through the affine-invariant `emcee` Markov Chain Monte Carlo (MCMC) sampler [106, 107].

Through our approach, it is evident how we progressively enhance the fit to the 1-, 2-, and 3-point statistics. With the simplest model, we are significantly divergent from reproducing the reference catalogue. There are substantial deviations in the PDF and the bispectrum, and the power spectrum fails particularly towards high wave numbers k (small scales).

The second row of plots demonstrates how incorporating a threshold bias (3.3) improves statistics, notably by reducing the significant deviation in the bispectrum. However, the statistics are still not well reproduced. Therefore, we decided to incorporate information on the different cosmic web environments (knots, filaments, voids, and sheets) by individually applying the bias model to each region rather than directly to the entire catalogue. This leads to significant improvements (third row): the PDF is much closer to the reference, the power spectrum is reproduced within a 5 percent deviation until $k = 0.3 h \text{ Mpc}^{-1}$, and only the wings of the bispectrum are not entirely compatible with the UNIT simulation catalogue.

Despite these improvements, we aim for percentage accuracy and ultimately achieve it by incorporating small-scale information through hierarchical cosmic web classification. Now, the four regions of the ϕ -web are subclassified based on the density field tensor, which, as demonstrated in section 3.3, indirectly models the short-range non-local bias. The bias model (3.3) is now applied to each of the 16 regions, and the statistical result of combining them to create the entire catalogue is shown in the fourth row of figure 5. The PDF is now reproduced with 5 percent accuracy, the power spectrum is compatible within 2 percent deviations almost up to $k = 0.8 h \text{ Mpc}^{-1}$, and the bispectrum, including the wings, is reproduced within error bars.

We find that the low-density threshold bias, previously required in studies utilising the `PATCHY` code, becomes unnecessary. This is because the short-range δ -web classification already provides a comprehensive enough description of halo formation physics at the scales analysed in our work. As a consequence, the hierarchical cosmic web classification allows us to dramatically reduce the number of parameters n_p used in each region, so that the total number of parameters employed in our study is of 32 instead of 96 ($= 16$ (regions) $\times 6$ (parameters)), as indicated in figure 5.

It should be emphasised once more that the strength of this approach lies in the ability to treat each subset of the halo catalogue, corresponding to a particular sub-region of the cosmic web, as an independent catalogue. This parallels the practice in clustering analyses where galaxies are divided into categories such as blue and red galaxies. The accuracy of our approach is undoubtedly constrained by the availability of sufficient statistics to effectively constrain the bias parameters of each sub-region. Nonetheless, this approach is less susceptible to over-fitting compared to machine learning techniques, as the model (and its degrees of freedom) is constrained by its analytical formulation for both the deterministic and stochastic bias components. One crucial advantage over the `BAM` approach is that it does not require a kernel to reproduce the power-spectrum. This capability enables us to efficiently apply our field-level bias mapping technique in redshift shells to a dark matter lightcone, such as the ones we have computed with the `WebON` code.

We are exploring in separate studies transformations of the density field which improve the description of the cosmic web towards smaller scales and allows us to explore such scales in the 2- and 3-point statistics.

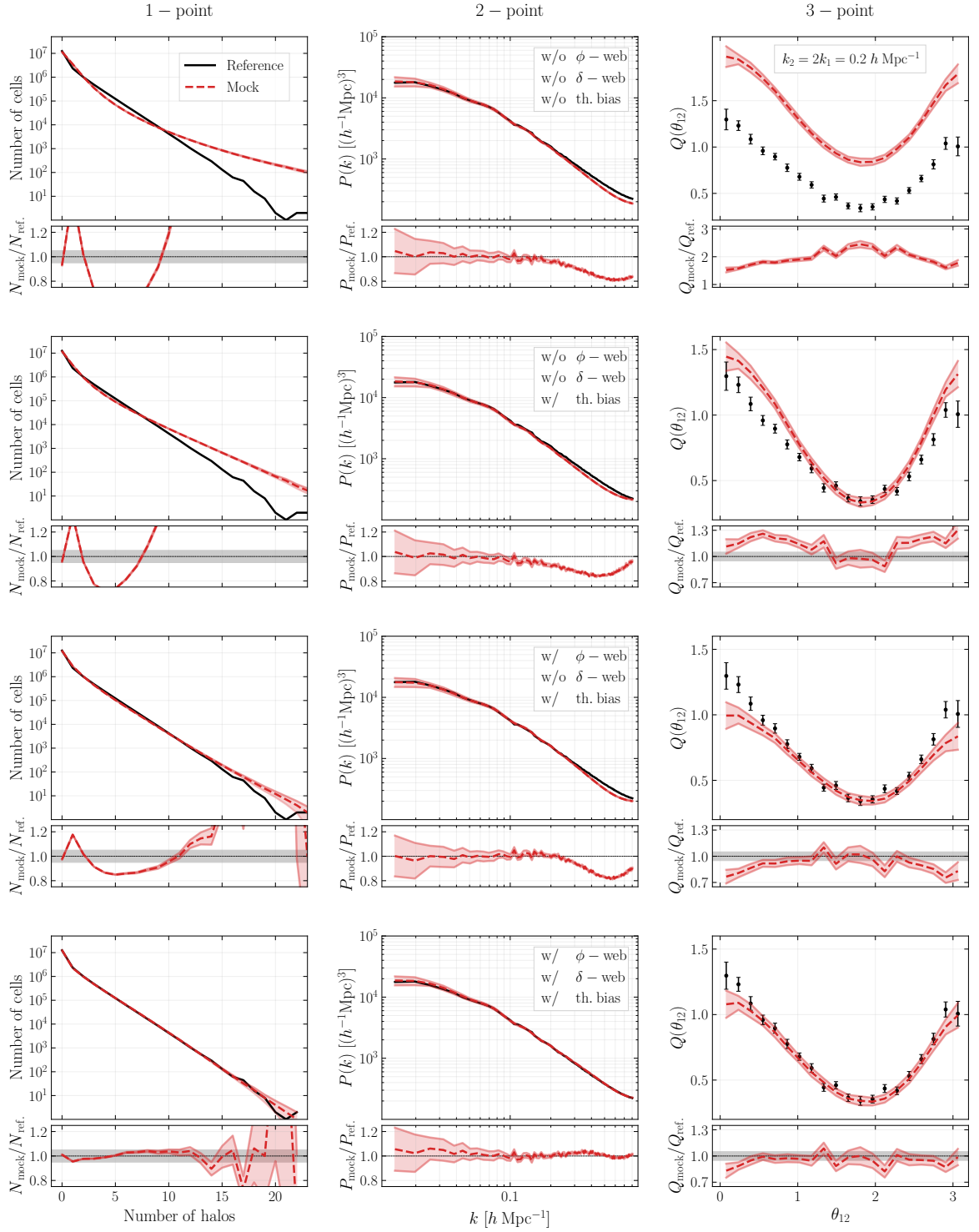


Figure 5. Statistical comparison of the UNIT simulation reference catalogue (black) and the different mock catalogues (red). The probability density function PDF (left column), the power spectrum $P(k)$ (middle) and the reduced bispectrum $Q(\theta_{12})$ (right) are shown for a model describing a deterministic and stochastic bias model (first row), to which we add a threshold bias (second) and then, progressively, the ϕ -web and δ -web information (third and fourth rows). The dashed red line is the mean over 100 realisations and the shaded area represents the standard deviation. The grey area in the subsets represent the 5 percent deviation (2 percent also included in the bottom row).

5 Summary and discussion

In this study, we have introduced an innovative approach for generating mock catalogues which extends the deterministic and stochastic bias model by incorporating a hierarchical classification of the cosmic web. This augmentation allows us to effectively model non-local bias, ensuring the positive definiteness of the expected number counts of tracers.

By integrating information from the cosmic web classification, specifically the ϕ -web and δ -web, we significantly enhance the fidelity of our bias model. This comprehensive framework enables us to capture the influence of large-scale structure on tracer distributions and accurately reproduce statistical properties such as the probability density function, power spectrum and bispectrum.

One of the most remarkable findings of this study is the simplification of the bias model as we incorporate the hierarchical cosmic web classification. We observe that each region can typically be modelled with just two parameters, and in some instances, only four parameters are required. This reduction in the number of parameters not only streamlines the modelling process but also enhances the interpretability and efficiency of our approach. It underscores the effectiveness of leveraging cosmic web information to capture the complexity of large-scale structure with minimal complexity in the bias model.

Our method offers several key advantages, including its computational efficiency, high accuracy in reproducing reference statistics up to third order, and versatility in its application to different tracers of large-scale structure. In comparison to automatic non-parametric learning methods, e.g., [21], our approach offers the advantage of being less susceptible to overfitting. This is because our bias model, including the stochastic component, is analytical and determined by only a few parameters.

However, further investigation is needed in future work to verify the robustness of the model assumptions, such as the specific deviation from Poissonity set by the negative binomial distribution. This ongoing research will help to ensure the reliability and validity of our approach across a range of cosmological scenarios and observational data sets.

Also, we conducted a series of 200 large-volume light-cone dark matter simulations using the `WebON` code within cubical volumes of $(10 h^{-1} \text{ Gpc})^3$ [100]. We are currently preparing a series of papers presenting mock galaxy catalogues generated using this method with various tracers of the large-scale structure. We also plan to explore the 4-point statistics of our mock catalogues. Previous studies have shown that accurately reproducing the 1-, 2-, and 3-point statistics lays the foundation for reproducing covariance matrices [108]. Therefore, we believe that we are on the right track with our current approach to become accurate in the higher-order statistics. The hierarchical cosmic web classification presented in this study could potentially be applied for environmental studies of galaxies to study assembly bias. The assignment methods of halo or galaxy properties can benefit from the findings of this paper extending previous approaches with the short-range classification scheme (see [90]). The combination of this bias model with effective field theory can be as straightforward as considering different local bias parameters at various hierarchical cosmic web regions.

Looking ahead, we anticipate further enhancements by continuing to refine the cosmic web classification with additional terms, such as those based on velocity bias components obtained with fast gravity solvers (e.g., [32]). Additionally, we plan to implement a nonlinear mapping of the density field to imprint missing power from the approximate low-resolution gravity solver and improve the description towards small scales.

This ongoing development promises to advance our understanding of the complex inter-

play between cosmic web environments and tracer distributions in the Universe. By incorporating these advancements, we aim to further refine our mock catalogue generation process and utilise this framework for field-level inference. This will potentially lead to even more accurate representations of large-scale structure and facilitate deeper insights into cosmological phenomena.

Acknowledgements

JMCN, FSK, JGF, FS, and GF acknowledge the Spanish Ministry of Economy and Competitiveness (MINECO) for financing the **Big Data of the Cosmic Web** project: PID2020-120612GB-I00 under which this work has been conceived and carried out, and the IAC for continuous support to the **Cosmology with LSS probes** project. JMCN thanks the Research Summer Grant at the IAC for continuing the study of the master thesis and the ICE for support during the writing phase of this paper. GF thanks support from the IJC2020-044343-I grant. DFS thanks support from the Swiss National Science Foundation (SNF) 200020_175751 and 200020_207379.

References

- [1] M. Levi, C. Bebek, T. Beers, R. Blum, R. Cahn, D. Eisenstein et al., *The desi experiment, a whitepaper for snowmass 2013*, 2013.
- [2] R. Laureijs, J. Amiaux, S. Arduini, J.L. Auguères, J. Brinchmann, R. Cole et al., *Euclid definition study report*, 2011.
- [3] F. Bernardeau, S. Colombi, E. Gaztañaga and R. Scoccimarro, *Large-scale structure of the universe and cosmological perturbation theory*, *Physics Reports* **367** (2002) 1.
- [4] J.R. Bond and S.T. Myers, *The Peak-Patch Picture of Cosmic Catalogs. I. Algorithms*, *ApJS* **103** (1996) 1.
- [5] J.R. Bond and S.T. Myers, *The Peak-Patch Picture of Cosmic Catalogs. II. Validation*, *ApJS* **103** (1996) 41.
- [6] J.R. Bond and S.T. Myers, *The Peak-Patch Picture of Cosmic Catalogs. III. Application to Clusters*, *ApJS* **103** (1996) 63.
- [7] G. Stein, M.A. Alvarez and J.R. Bond, *The mass-Peak Patch algorithm for fast generation of deep all-sky dark matter halo catalogues and its N-body validation*, *MNRAS* **483** (2019) 2236 [1810.07727].
- [8] P. Monaco, T. Theuns, G. Taffoni, F. Governato, T. Quinn and J. Stadel, *Predicting the number, spatial distribution, and merging history of dark matter halos*, *The Astrophysical Journal* **564** (2002) 8.
- [9] P. Monaco, E. Sefusatti, S. Borgani, M. Crocce, P. Fosalba, R.K. Sheth et al., *An accurate tool for the fast generation of dark matter halo catalogues*, *MNRAS* **433** (2013) 2389 [1305.1505].
- [10] R. Scoccimarro and R.K. Sheth, *PTHALOS: a fast method for generating mock galaxy distributions*, *MNRAS* **329** (2002) 629 [astro-ph/0106120].
- [11] M. Manera, R. Scoccimarro, W.J. Percival, L. Samushia, C.K. McBride, A.J. Ross et al., *The clustering of galaxies in the SDSS-III Baryon Oscillation Spectroscopic Survey: a large sample of mock galaxy catalogues*, *MNRAS* **428** (2013) 1036 [1203.6609].
- [12] M. Manera, L. Samushia, R. Tojeiro, C. Howlett, A.J. Ross, W.J. Percival et al., *The clustering of galaxies in the SDSS-III Baryon Oscillation Spectroscopic Survey: mock galaxy catalogues for the low-redshift sample*, *MNRAS* **447** (2015) 437 [1401.4171].

- [13] F.-S. Kitaura, G. Yepes and F. Prada, *Modelling baryon acoustic oscillations with perturbation theory and stochastic halo biasing*, *Monthly Notices of the Royal Astronomical Society: Letters* **439** (2013) L21 [<https://academic.oup.com/mnrasl/article-pdf/439/1/L21/3421996/slt172.pdf>].
- [14] F.-S. Kitaura, H. Gil-Marín, C.G. Scóccola, C.-H. Chuang, V. Müller, G. Yepes et al., *Constraining the halo bispectrum in real and redshift space from perturbation theory and non-linear stochastic bias*, *MNRAS* **450** (2015) 1836 [1407.1236].
- [15] F.-S. Kitaura, S. Rodríguez-Torres, C.-H. Chuang, C. Zhao, F. Prada, H. Gil-Marín et al., *The clustering of galaxies in the SDSS-III Baryon Oscillation Spectroscopic Survey: mock galaxy catalogues for the BOSS Final Data Release*, *MNRAS* **456** (2016) 4156 [1509.06400].
- [16] M. Vakili, F.-S. Kitaura, Y. Feng, G. Yepes, C. Zhao, C.-H. Chuang et al., *Accurate halo-galaxy mocks from automatic bias estimation and particle mesh gravity solvers*, *MNRAS* **472** (2017) 4144 [1701.03765].
- [17] C.-H. Chuang, F.-S. Kitaura, F. Prada, C. Zhao and G. Yepes, *Ezmocks: extending the zel'dovich approximation to generate mock galaxy catalogues with accurate clustering statistics*, *Monthly Notices of the Royal Astronomical Society* **446** (2014) 2621–2628.
- [18] C. Zhao, C.-H. Chuang, J. Bautista, A. de Mattia, A. Raichoor, A.J. Ross et al., *The completed SDSS-IV extended Baryon Oscillation Spectroscopic Survey: 1000 multi-tracer mock catalogues with redshift evolution and systematics for galaxies and quasars of the final data release*, *MNRAS* **503** (2021) 1149 [2007.08997].
- [19] S. Avila, S.G. Murray, A. Knebe, C. Power, A.S.G. Robotham and J. Garcia-Bellido, *HALOGEN: A tool for fast generation of mock halo catalogues*, *Mon. Not. Roy. Astron. Soc.* **450** (2015) 1856 [1412.5228].
- [20] A. Izard, M. Crocce and P. Fosalba, *ICE-COLA: towards fast and accurate synthetic galaxy catalogues optimizing a quasi-N-body method*, *MNRAS* **459** (2016) 2327 [1509.04685].
- [21] A. Balaguera-Antolínez, F.-S. Kitaura, M. Pellejero-Ibáñez, C. Zhao and T. Abel, *BAM: bias assignment method to generate mock catalogues*, *Monthly Notices of the Royal Astronomical Society: Letters* **483** (2018) L58 [https://academic.oup.com/mnrasl/article-pdf/483/1/L58/54700852/mnrasl_483_1_158.pdf].
- [22] A. Balaguera-Antolínez, F.-S. Kitaura, M. Pellejero-Ibáñez, M. Lippich, C. Zhao, A.G. Sánchez et al., *One simulation to have them all: performance of the Bias Assignment Method against N-body simulations*, *MNRAS* **491** (2020) 2565 [1906.06109].
- [23] F.S. Kitaura, A. Balaguera-Antolínez, F. Sinigaglia and M. Pellejero-Ibáñez, *The cosmic web connection to the dark matter halo distribution through gravity*, *MNRAS* **512** (2022) 2245 [2005.11598].
- [24] A. Balaguera-Antolínez, F.-S. Kitaura, S. Alam, C.-H. Chuang, Y. Yu, G. Favole et al., *DESI mock challenge. Halo and galaxy catalogues with the bias assignment method*, *A&A* **673** (2023) A130 [2211.10640].
- [25] C.-H. Chuang, C. Zhao, F. Prada, E. Munari, S. Avila, A. Izard et al., *nIFTy cosmology: Galaxy/halo mock catalogue comparison project on clustering statistics*, *MNRAS* **452** (2015) 686 [1412.7729].
- [26] M. Lippich, A.G. Sánchez, M. Colavincenzo, E. Sefusatti, P. Monaco, L. Blot et al., *Comparing approximate methods for mock catalogues and covariance matrices - I. Correlation function*, *MNRAS* **482** (2019) 1786 [1806.09477].
- [27] L. Blot, M. Crocce, E. Sefusatti, M. Lippich, A.G. Sánchez, M. Colavincenzo et al., *Comparing approximate methods for mock catalogues and covariance matrices II: power spectrum multipoles*, *MNRAS* **485** (2019) 2806 [1806.09497].

- [28] M. Colavincenzo, E. Sefusatti, P. Monaco, L. Blot, M. Crocce, M. Lippich et al., *Comparing approximate methods for mock catalogues and covariance matrices - III: bispectrum*, *MNRAS* **482** (2019) 4883 [1806.09499].
- [29] F.-S. Kitaura, M. Ata, S.A. Rodríguez-Torres, M. Hernández-Sánchez, A. Balaguera-Antolínez and G. Yepes, *COSMIC BIRTH: efficient Bayesian inference of the evolving cosmic web from galaxy surveys*, *MNRAS* **502** (2021) 3456 [1911.00284].
- [30] M. Ata, F.-S. Kitaura and V. Müller, *Bayesian inference of cosmic density fields from non-linear, scale-dependent, and stochastic biased tracers*, *MNRAS* **446** (2015) 4250 [1408.2566].
- [31] F.-S. Kitaura and S. Heß, *Cosmological structure formation with augmented lagrangian perturbation theory*, *Monthly Notices of the Royal Astronomical Society: Letters* **435** (2013) L78.
- [32] F.S. Kitaura, F. Sinigaglia, A. Balaguera-Antolínez and G. Favole, *The cosmic web from perturbation theory*, *A&A* **683** (2024) A215 [2301.03648].
- [33] Y. Feng, M.-Y. Chu, U. Seljak and P. McDonald, *FASTPM: a new scheme for fast simulations of dark matter and haloes*, *Monthly Notices of the Royal Astronomical Society* **463** (2016) 2273 [1603.00476].
- [34] S. Tassev, M. Zaldarriaga and D.J. Eisenstein, *Solving large scale structure in ten easy steps with COLA*, *Journal of Cosmology and Astroparticle Physics* **6** (2013) 036 [1301.0322].
- [35] M. Pellejero-Ibañez, A. Balaguera-Antolínez, F.-S. Kitaura, R.E. Angulo, G. Yepes, C.-H. Chuang et al., *The bias of dark matter tracers: assessing the accuracy of mapping techniques*, *Monthly Notices of the Royal Astronomical Society* **493** (2020) 586 [https://academic.oup.com/mnras/article-pdf/493/1/586/32513186/staa270.pdf].
- [36] F. Sinigaglia, F.-S. Kitaura, A. Balaguera-Antolínez, K. Nagamine, M. Ata, I. Shimizu et al., *The bias from hydrodynamic simulations: Mapping baryon physics onto dark matter fields*, *The Astrophysical Journal* **921** (2021) 66.
- [37] F. Sinigaglia, F.-S. Kitaura, A. Balaguera-Antolínez, I. Shimizu, K. Nagamine, M. Sánchez-Benavente et al., *Mapping the Three-dimensional Ly α Forest Large-scale Structure in Real and Redshift Space*, *ApJ* **927** (2022) 230 [2107.07917].
- [38] F. Sinigaglia, F.S. Kitaura, K. Nagamine, Y. Oku and A. Balaguera-Antolínez, *Field-level Lyman- α forest modeling in redshift space via augmented nonlocal Fluctuating Gunn-Peterson Approximation*, *A&A* **682** (2024) A21 [2305.10428].
- [39] C.-H. Chuang, G. Yepes, F.-S. Kitaura, M. Pellejero-Ibanez, S. Rodríguez-Torres, Y. Feng et al., *UNIT project: Universe N-body simulations for the Investigation of Theoretical models from galaxy surveys*, *MNRAS* **487** (2019) 48 [1811.02111].
- [40] P. McDonald and A. Roy, *Clustering of dark matter tracers: generalizing bias for the coming era of precision LSS*, *Journal of Cosmology and Astroparticle Physics* **2009** (2009) 020.
- [41] M. Crocce and R. Scoccimarro, *Renormalized cosmological perturbation theory*, *Phys. Rev. D* **73** (2006) 063519 [astro-ph/0509418].
- [42] D. Baumann, A. Nicolis, L. Senatore and M. Zaldarriaga, *Cosmological non-linearities as an effective fluid*, *J. Cosmology Astropart. Phys.* **2012** (2012) 051 [1004.2488].
- [43] J.J.M. Carrasco, M.P. Hertzberg and L. Senatore, *The effective field theory of cosmological large scale structures*, *Journal of High Energy Physics* **2012** (2012) 82 [1206.2926].
- [44] E. Pajer and M. Zaldarriaga, *On the renormalization of the effective field theory of large scale structures*, *J. Cosmology Astropart. Phys.* **2013** (2013) 037 [1301.7182].

- [45] R.A. Porto, L. Senatore and M. Zaldarriaga, *The Lagrangian-space Effective Field Theory of large scale structures*, *J. Cosmology Astropart. Phys.* **2014** (2014) 022 [[1311.2168](#)].
- [46] R. Angulo, M. Fasiello, L. Senatore and Z. Vlah, *On the statistics of biased tracers in the Effective Field Theory of Large Scale Structures*, *J. Cosmology Astropart. Phys.* **2015** (2015) 029 [[1503.08826](#)].
- [47] L. Senatore and M. Zaldarriaga, *The IR-resummed Effective Field Theory of Large Scale Structures*, *J. Cosmology Astropart. Phys.* **2015** (2015) 013 [[1404.5954](#)].
- [48] L. Senatore, *Bias in the effective field theory of large scale structures*, *J. Cosmology Astropart. Phys.* **2015** (2015) 007 [[1406.7843](#)].
- [49] Z. Vlah, M. White and A. Aviles, *A Lagrangian effective field theory*, *J. Cosmology Astropart. Phys.* **2015** (2015) 014 [[1506.05264](#)].
- [50] M. Schmittfull, M. Simonović, V. Assassi and M. Zaldarriaga, *Modeling biased tracers at the field level*, *Phys. Rev. D* **100** (2019) 043514 [[1811.10640](#)].
- [51] D. Forero-Sánchez, F.-S. Kitaura, F. Sinigaglia, J. María Coloma-Nodal and J.-P. Kneib, *CosmoMIA: Cosmic Web-based redshift space halo distribution*, *arXiv e-prints* (2024) [arXiv:2402.17581](#) [[2402.17581](#)].
- [52] T. Buchert, *Lagrangian Theory of Gravitational Instability of Friedman-Lemaitre Cosmologies - a Generic Third-Order Model for Nonlinear Clustering*, *MNRAS* **267** (1994) 811 [[astro-ph/9309055](#)].
- [53] F.R. Bouchet, S. Colombi, E. Hivon and R. Juszkiewicz, *Perturbative Lagrangian approach to gravitational instability.*, *A&A* **296** (1995) 575 [[astro-ph/9406013](#)].
- [54] P. Catelan, *Lagrangian dynamics in non-flat universes and non-linear gravitational evolution*, *MNRAS* **276** (1995) 115 [[astro-ph/9406016](#)].
- [55] M. Crocce, S. Pueblas and R. Scoccimarro, *Transients from initial conditions in cosmological simulations*, *MNRAS* **373** (2006) 369 [[astro-ph/0606505](#)].
- [56] F. Bernardeau, *The Nonlinear Evolution of Rare Events*, *ApJ* **427** (1994) 51 [[astro-ph/9311066](#)].
- [57] R. Mohayaee, H. Mathis, S. Colombi and J. Silk, *Reconstruction of primordial density fields*, *Monthly Notices of the Royal Astronomical Society* **365** (2006) 939 [<https://academic.oup.com/mnras/article-pdf/365/3/939/2910100/365-3-939.pdf>].
- [58] M.C. Neyrinck, *Quantifying distortions of the lagrangian dark-matter mesh in cosmology*, *Monthly Notices of the Royal Astronomical Society* **428** (2013) 141.
- [59] T. Abel, O. Hahn and R. Kaehler, *Tracing the dark matter sheet in phase space*, *Monthly Notices of the Royal Astronomical Society* **427** (2012) 61 [[1111.3944](#)].
- [60] M.C. Neyrinck, *Truthing the stretch: non-perturbative cosmological realizations with multiscale spherical collapse*, *MNRAS* **455** (2016) L11 [[1503.07534](#)].
- [61] J.N. Grieb, A.G. Sánchez, S. Salazar-Albornoz and C. Dalla Vecchia, *Gaussian covariance matrices for anisotropic galaxy clustering measurements*, *MNRAS* **457** (2016) 1577 [[1509.04293](#)].
- [62] V. Desjacques, D. Jeong and F. Schmidt, *Large-scale galaxy bias*, *Phys. Rep.* **733** (2018) 1 [[1611.09787](#)].
- [63] L. Gao, V. Springel and S.D.M. White, *The age dependence of halo clustering*, *MNRAS* **363** (2005) L66 [[astro-ph/0506510](#)].
- [64] D.J. Croton, L. Gao and S.D.M. White, *Halo assembly bias and its effects on galaxy clustering*, *MNRAS* **374** (2007) 1303 [[astro-ph/0605636](#)].

- [65] N. Dalal, M. White, J.R. Bond and A. Shirokov, *Halo Assembly Bias in Hierarchical Structure Formation*, *ApJ* **687** (2008) 12 [0803.3453].
- [66] R. Tojeiro, E. Eardley, J.A. Peacock, P. Norberg, M. Alpaslan, S.P. Driver et al., *Galaxy and Mass Assembly (GAMA): halo formation times and halo assembly bias on the cosmic web*, *MNRAS* **470** (2017) 3720 [1612.08595].
- [67] X. Yang, Y. Zhang, T. Lu, H. Wang, F. Shi, D. Tweed et al., *Revealing the cosmic web-dependent halo bias*, *The Astrophysical Journal* **848** (2017) 60.
- [68] J.N. Fry and E. Gaztanaga, *Biasing and Hierarchical Statistics in Large-Scale Structure*, *ApJ* **413** (1993) 447 [astro-ph/9302009].
- [69] R. Cen and J.P. Ostriker, *Cold Dark Matter Cosmogony with Hydrodynamics and Galaxy Formation: Galaxy Properties at Redshift Zero*, *ApJ* **417** (1993) 415.
- [70] S. de la Torre and J.A. Peacock, *Reconstructing the distribution of haloes and mock galaxies below the resolution limit in cosmological simulations*, *MNRAS* **435** (2013) 743 [1212.3615].
- [71] N. Kaiser, *On the spatial correlations of Abell clusters.*, *ApJ* **284** (1984) L9.
- [72] M.C. Neyrinck, M.A. Aragón-Calvo, D. Jeong and X. Wang, *A halo bias function measured deeply into voids without stochasticity*, *MNRAS* **441** (2014) 646 [1309.6641].
- [73] R. García and E. Rozo, *Halo exclusion criteria impacts halo statistics*, *MNRAS* **489** (2019) 4170 [1903.01709].
- [74] A. Dekel and O. Lahav, *Stochastic Nonlinear Galaxy Biasing*, *ApJ* **520** (1999) 24 [astro-ph/9806193].
- [75] R.K. Sheth and G. Lemson, *Biasing and the distribution of dark matter haloes*, *MNRAS* **304** (1999) 767 [astro-ph/9808138].
- [76] P.J.E. Peebles, *The large-scale structure of the universe* (1980).
- [77] R.S. Somerville, G. Lemson, Y. Sigad, A. Dekel, G. Kauffmann and S.D.M. White, *Non-linear stochastic galaxy biasing in cosmological simulations*, *MNRAS* **320** (2001) 289 [astro-ph/9912073].
- [78] R. Casas-Miranda, H.J. Mo, R.K. Sheth and G. Boerner, *On the distribution of haloes, galaxies and mass*, *Monthly Notices of the Royal Astronomical Society* **333** (2002) 730–738.
- [79] W.C. Saslaw and A.J.S. Hamilton, *Thermodynamics and galaxy clustering - Nonlinear theory of high order correlations*, *ApJ* **276** (1984) 13.
- [80] R.K. Sheth, *Press–Schechter, thermodynamics and gravitational clustering*, *Monthly Notices of the Royal Astronomical Society* **274** (1995) 213 [https://academic.oup.com/mnras/article-pdf/274/1/213/18539982/mnras274-0213.pdf].
- [81] V. Wild, J.A. Peacock, O. Lahav, E. Conway, S. Maddox, I.K. Baldry et al., *The 2dF Galaxy Redshift Survey: stochastic relative biasing between galaxy populations*, *Monthly Notices of the Royal Astronomical Society* **356** (2005) 247 [https://academic.oup.com/mnras/article-pdf/356/1/247/3589649/356-1-247.pdf].
- [82] S. de la Torre and J.A. Peacock, *Reconstructing the distribution of haloes and mock galaxies below the resolution limit in cosmological simulations*, *Monthly Notices of the Royal Astronomical Society* **435** (2013) 743.
- [83] J.R. Bond, L. Kofman and D. Pogosyan, *How filaments of galaxies are woven into the cosmic web*, *Nature* **380** (1996) 603 [astro-ph/9512141].
- [84] R. van de Weygaert and W. Schaap, *The cosmic web: Geometric analysis*, in *Data Analysis in Cosmology*, pp. 291–413, Springer Berlin Heidelberg (2008), DOI.

- [85] I. Gott, J. Richard, M. Jurić, D. Schlegel, F. Hoyle, M. Vogeley, M. Tegmark et al., *A Map of the Universe*, *ApJ* **624** (2005) 463 [[astro-ph/0310571](#)].
- [86] Y.B. Zel'dovich, *Gravitational instability: An approximate theory for large density perturbations.*, *A&A* **5** (1970) 84.
- [87] O. Hahn, C. Porciani, C.M. Carollo and A. Dekel, *Properties of dark matter haloes in clusters, filaments, sheets and voids*, *Monthly Notices of the Royal Astronomical Society* **375** (2007) 489.
- [88] J.E. Forero–Romero, Y. Hoffman, S. Gottlöber, A. Klypin and G. Yepes, *A dynamical classification of the cosmic web*, *Monthly Notices of the Royal Astronomical Society* **396** (2009) 1815 [<https://academic.oup.com/mnras/article-pdf/396/3/1815/5804803/mnras0396-1815.pdf>].
- [89] D. Martizzi, M. Vogelsberger, M.C. Artale, M. Haider, P. Torrey, F. Marinacci et al., *Baryons in the Cosmic Web of IllustrisTNG – I: gas in knots, filaments, sheets, and voids*, *Monthly Notices of the Royal Astronomical Society* **486** (2019) 3766 [<https://academic.oup.com/mnras/article-pdf/486/3/3766/28548252/stz1106.pdf>].
- [90] C. Zhao, F.-S. Kitaura, C.-H. Chuang, F. Prada, G. Yepes and C. Tao, *Halo mass distribution reconstruction across the cosmic web*, *Monthly Notices of the Royal Astronomical Society* **451** (2015) 4266 [<https://academic.oup.com/mnras/article-pdf/451/4/4266/3901283/stv1262.pdf>].
- [91] K.-G. Lee and M. White, *Revealing the $z \sim 2.5$ Cosmic Web with 3D Ly α Forest Tomography: a Deformation Tensor Approach*, *ApJ* **831** (2016) 181 [[1603.04441](#)].
- [92] A. Krolewski, K.-G. Lee, Z. Lukić and M. White, *Measuring Alignments between Galaxies and the Cosmic Web at $z \sim 2-3$ Using IGM Tomography*, *ApJ* **837** (2017) 31 [[1612.00067](#)].
- [93] B. Horowitz, K.-G. Lee, M. White, A. Krolewski and M. Ata, *TARDIS. I. A Constrained Reconstruction Approach to Modeling the $z \sim 2.5$ Cosmic Web Probed by Ly α Forest Tomography*, *ApJ* **887** (2019) 61 [[1903.09049](#)].
- [94] Planck Collaboration, P.A.R. Ade, N. Aghanim, M. Arnaud, M. Ashdown, J. Aumont et al., *Planck 2015 results. XIII. Cosmological parameters*, *A&A* **594** (2016) A13 [[1502.01589](#)].
- [95] Y. Feng, M.-Y. Chu, U. Seljak and P. McDonald, *FASTPM: a new scheme for fast simulations of dark matter and haloes*, *MNRAS* **463** (2016) 2273 [[1603.00476](#)].
- [96] V. Springel, *The cosmological simulation code GADGET-2*, *MNRAS* **364** (2005) 1105 [[astro-ph/0505010](#)].
- [97] P.S. Behroozi, R.H. Wechsler and H.-Y. Wu, *The ROCKSTAR Phase-space Temporal Halo Finder and the Velocity Offsets of Cluster Cores*, *ApJ* **762** (2013) 109 [[1110.4372](#)].
- [98] P.S. Behroozi, R.H. Wechsler, H.-Y. Wu, M.T. Busha, A.A. Klypin and J.R. Primack, *Gravitationally Consistent Halo Catalogs and Merger Trees for Precision Cosmology*, *ApJ* **763** (2013) 18 [[1110.4370](#)].
- [99] S. Alam, J.A. Peacock, K. Kraljic, A.J. Ross and J. Comparat, *Multitracer extension of the halo model: probing quenching and conformity in eBOSS*, *MNRAS* **497** (2020) 581 [[1910.05095](#)].
- [100] F.-S. Kitaura, F. Sinigaglia, et al., *in preparation* (2024) .
- [101] C. Uhlemann, O. Friedrich, F. Villaescusa-Navarro, A. Banerjee and S. Codis, *Fisher for complements: extracting cosmology and neutrino mass from the counts-in-cells PDF*, *MNRAS* **495** (2020) 4006 [[1911.11158](#)].
- [102] S. Alam, M. Ata, S. Bailey, F. Beutler, D. Bizyaev, J.A. Blazek et al., *The clustering of galaxies in the completed sdss-iii baryon oscillation spectroscopic survey: cosmological analysis*

- of the *dr12* galaxy sample, *Monthly Notices of the Royal Astronomical Society* **470** (2017) 2617–2652.
- [103] E. Sefusatti, M. Crocce, S. Pueblas and R. Scoccimarro, *Cosmology and the bispectrum*, *Phys. Rev. D* **74** (2006) 023522.
- [104] N.S. Sugiyama, D. Yamauchi, T. Kobayashi, T. Fujita, S. Arai, S. Hirano et al., *New constraints on cosmological modified gravity theories from anisotropic three-point correlation functions of BOSS DR12 galaxies*, *Monthly Notices of the Royal Astronomical Society* **523** (2023) 3133 [<https://academic.oup.com/mnras/article-pdf/523/2/3133/50540934/stad1505.pdf>].
- [105] N.A. Maksimova, L.H. Garrison, D.J. Eisenstein, B. Hadzhiyska, S. Bose and T.P. Satterthwaite, *ABACUSSUMMIT: a massive set of high-accuracy, high-resolution N-body simulations*, *MNRAS* **508** (2021) 4017 [2110.11398].
- [106] J. Goodman and J. Weare, *Ensemble samplers with affine invariance*, *Communications in Applied Mathematics and Computational Science* **5** (2010) 65.
- [107] D. Foreman-Mackey, D.W. Hogg, D. Lang and J. Goodman, *emcee: The MCMC Hammer*, *PASP* **125** (2013) 306 [1202.3665].
- [108] F. Baumgarten and C.-H. Chuang, *Robustness of the covariance matrix for galaxy clustering measurements*, *MNRAS* **480** (2018) 2535 [1802.04462].