

# NL-ITI: Optimizing Probing and Intervention for Improvement of ITI Method

Jakub Hoscilowicz<sup>\*1,3</sup>, Adam Wiacek<sup>\*1</sup>, Jan Chojnacki<sup>1,2</sup>, Adam Cieslak<sup>1</sup>, Leszek Michon<sup>1</sup>, Vitalii Urbanevych, Artur Janicki<sup>3</sup>

<sup>1</sup>Samsung R&D Institute Poland, Warsaw, Poland

<sup>2</sup>University of Warsaw, Poland

<sup>3</sup>Warsaw University of Technology, Poland

## Abstract

Large Language Models (LLM) are prone to returning false information. It constitutes one of major challenges in the AI field. In our work, we explore paradigm introduced by Inference-Time-Intervention (ITI). In first stage, it identifies attention heads, which contain the highest amount of desired type of knowledge (e.g., truthful). Afterwards, during inference, LLM activations are shifted for chosen subset of attention heads. We further improved the ITI framework by introducing a nonlinear probing and multi-token intervention - Non-Linear ITI (NL-ITI). NL-ITI is tested on diverse multiple-choice benchmarks, including TruthfulQA, on which we report around 14% MCI metric improvement with respect to the baseline ITI results. NL-ITI achieves also encouraging results on other testsets - on Business Ethics subdomain of MMLU, around 18% MCI improvement over baseline LLaMA2-7B. Additionally, NL-ITI performs better while being less invasive in the behavior of LLM at the same time (as measured by Kullback-Leibler divergence). Code is available at <https://github.com/Samsung/NL-ITI>.

**Index Terms:** Large Language Models, Representation Editing, Probing, AI Ethics, AI Safety

## 1. Introduction

Large Language Models (LLMs) are a major achievement in the domain of artificial intelligence, particularly within natural language processing (NLP). Their capabilities span a wide array of applications, from generating human-like texts to understanding and processing complex language structures. However, the probabilistic nature of these models often gives rise to certain challenges, including the phenomena of hallucinations [1, 2] and the generation of toxic or counterfactual content [3]. These issues underscore the motivation behind the development of robust benchmarks and methodologies aimed at evaluating and enhancing the safety, fairness, and truthfulness of LLM responses.

LLM models trained on extensive datasets, inadvertently absorb and repeat cultural, gender-based, racial, or ideological biases in their training dataset. The unintentional propagation of such biases by LLMs in their output not only raises ethical concerns but also underscores the potential for these technologies to reinforce existing societal disparities and prejudices [4, 5]. Addressing bias in LLMs is essential for developing ethical AI technologies. It requires a comprehensive strategy that includes diversifying training datasets, developing algorithms to detect and neutralize bias, and implementing robust testing protocols

for biased outputs. Some works already present us with a solutions how to assess and mitigate model’s bias [6, 7, 8, 9, 10].

Representation editing approaches like ITI [7] modify the model’s internal representations in order to influence its behavior. ITI paradigm involves a two-step process, where attention heads are first evaluated for their probing accuracy, and then Mass Mean Shift vectors are applied to a subset of top-performing heads during inference. These vectors, calculated as the mean difference between activations for true and false answers, are pre-computed and attached to the model, enabling a truthfulness improvement with negligible computational overhead. In this subfield, authors of [11] introduced recently the Truth Forest (TrFr) that employs multi-dimensional orthogonal probes and achieves better performance than ITI.

Benchmarks such as TruthfulQA [10] have been introduced to evaluate model truthfulness across various domains, including health, law, finance, and politics. These benchmarks challenge models with questions designed to elicit imitative falsehoods, thereby testing the model’s ability to maintain truthfulness across topics. Similarly, datasets like BBQ [9] and ToxiGen [8] assess LLM fairness and ability to handle nuanced manifestations of hate speech. Moreover, recent works have sparked an interest in LLM personality categorization and psychometrics. Contributions in this area include adjusting LLM personality traits [12], using the Myers-Briggs Type Indicator (MBTI) for evaluation [13], and simulating diverse personalities in models [14].

Our main contribution is a notable enhancement of the Inference Time Intervention method [7], that leads to significantly higher generalization capabilities. The improvement encompasses two distinct aspects: firstly, we increased capacity of probing model which results in a more effective identification of attention heads that contain desired type of knowledge (e.g., truthful). Secondly, we expanded token context of intervention vector that is used to steer attention heads. This enhancement is derived from the hypothesis that truthful knowledge is not solely concentrated in the vector corresponding to the final token, but is distributed across a broader context.

## 2. Method

As reported in [7], LLMs seem to preserve an internal representation of abstract concepts such as truth and honesty, even though often they do not generate factual responses. Simple prompt stimulation may not be enough to access the full potential stored in the internal representations. In [7], authors use labeled data (i.e. Q+A pairs from split of TruthfulQA) to train a linear probing model, which identifies attention heads storing the truthful representations. For each such head, the truthful direction is calculated. During the inference, attention head ac-

\*The first two authors made equal contribution. Correspondence to Jakub Hoscilowicz <jakub.hoscilowicz.dokt@pw.edu.pl>.

tivations are shifted in the truthful direction.

ITI encompasses two phases. Initially, a linear probing model is trained on representations returned by the attention head for a given probing trainset. The assumption is that the higher the accuracy of the probing model, the higher the amount of desired knowledge (e.g., truthful). Mathematically, the probing operation  $p_\theta$  might be described as:

$$p_\theta(x_l^h) = \text{sigmoid}\left(\langle \theta, x_l^h \rangle\right), \quad (1)$$

where  $\theta$  is a set of trainable parameters, and  $x_l^h$  is an activation of token  $x$  at head  $h$  and layer  $l$ . In the process of probing training,  $N$  question-answers pairs are concatenated and the activations that correspond to the last token  $\{(x_l^h, y)_i\}_{i=1}^N$  are collected (where  $y$  is a binary label that indicates true or false answer).

Subsequently, Mass Mean Shift vectors representing the average difference between activations for truthful versus untruthful responses, are applied to a select group of top-performing attention heads during inference. These vectors, computed once and affixed to the model during inference, introduce negligible additional computation time. The intervention can be described as:

$$x_{l+1} = x_l + \sum_{h=1}^H Q_l^h \left( \text{Att}_l^h \left( P_l^h x_l \right) + \alpha \sigma_l^h \theta_l^h \right), \quad (2)$$

where  $x_l \in \mathbb{R}^{DH}$  is  $l$ -th token high-dimensional embedding,  $P_l^h \in \mathbb{R}^{D \times DH}$  is a mapping operator from token embedding to  $D$ -dimensional attention head space, and  $\text{Att}_l^h$  operator connects information from other tokens and gives us activations seen in Equation 1:  $x_l^h = \text{Att}_l^h(P_l^h x_l)$ . Finally, the last term in Equation 2 is the intervention term. It can be understood as follows: when calculating the next-token-prediction  $x_{l+1}$  the residual stream (previous  $x_l$  token and the weighted sum of activations) is modified by adding the biasing direction  $\theta_l^h$  multiplied by its standard deviation (with respect to all of the Q+A pairs) and the *intervention strength*  $\alpha$ . The biasing directions are appended only if the probing accuracy is satisfactory for given attention head. To control this aspect, a second hyperparameter was introduced: the number of top heads included in the intervention procedure  $K$ .

To calculate the biasing direction for each head and layer, one takes an average of activations of the last tokens produced with the Q+A dataset:

$$\theta_l^h = \frac{1}{N} \sum_{i=1}^N (-1)^\sigma (x_l^h)_i, \quad h \in \text{Top Heads}. \quad (3)$$

The parameter  $\sigma$  takes values from  $\{0, 1\}$  for respectively true or false Q+A pair. This is equivalent of taking the difference between the truthful and untruthful vector representations.

### 2.1. Proposed improvement

The probing procedure is necessary to identify attention heads, which contain the highest amount of given concept. Probes need to be trained on a labeled dataset reflecting the concept (throughout this work we used split of TruthfulQA [10]). ITI [7] used probing based on a logistic regression (Equation 1), which may not fully capture the complexity of the concept representation in the activation space. Consequently, we used simple,

non-linear Multi-Layer Perceptron (MLP) for this task, changing Equation 1 to:

$$p_\theta(x_l^h) = \text{MLP}\left(\langle \theta, x_l^h \rangle\right). \quad (4)$$

We kept the sigmoid activation at the output and used ReLU for other layers. Our assumption was that increasing capacity of probing model leads to more appropriate choice of the top heads. As noted by [15, 16, 17], the higher capacity of probing model, the better estimation of lower bound of amount of given information (e.g., truthful) in attention head. The top heads are then used in the ITI procedure described in Equation 2.

Moreover, instead of using only the vector corresponding to the last token for the training of probing model, we took the average of vectors that corresponds to last tokens. Consequently, more information encoded in multiple tokens is provided as input to the MLP. This modification can be mathematically expressed as a change in which one collects the training dataset:

$$\left\{ (x_l^h, y)_i \right\}_{i=1}^N \xrightarrow{\text{multi-token}} \left\{ \left( \langle x_l^h \rangle_\tau, y \right)_i \right\}_{i=1}^N, \quad (5)$$

where instead of taking the vector  $x_l^h$  returned by an attention head that corresponds to the last token from LLM input, we take an average of the optimal number  $\tau$  last tokens. This optimum is found experimentally and described in detail in Section 3.

Similarly, extending the number of tokens used in intervention is also relevant. In particular, during the inference, to each attention head, we add biasing vector that corresponds to the mean of the last  $\rho$  tokens in a Q+A pair. To calculate the biasing direction vector, this is averaged over all Q+A pairs as in Equation 3:

$$\theta_l^h = \frac{1}{N} \sum_{i=1}^N (-1)^\sigma \left( \langle x_l^h \rangle_\rho \right)_i, \quad h \in \text{Top Heads}. \quad (6)$$

As before, the exact optimal number of tokens  $\rho$ , over which the activations are averaged, needs to be found empirically. From now on, we will refer to those optimizations as *Non-Linear-Inference Time Intervention* (NL-ITI).

## 3. Experiments

### 3.1. Evaluation

In [7] the authors report MC1 and MC2 scores introduced in TruthfulQA [10] benchmark. We also focus on MC1 and MC2, as they are reliable and reproducible. MC scores do not depend on the underlying judging model reasoning capabilities (e.g., GPT-4) - instead "deterministic" labeled multiple choice QA data is used for the calculation of LLM performance. Moreover in [7], Cross Entropy (CE) and Kullback-Leibler divergence (KL) are calculated to see how much the modified LLM diverges from the original LLaMA-2-7B [18] tokens distribution. For both metrics, lower values correspond to less change in the model's behavior. Large CE & KL values may suggest that the generalization capabilities of the LLM are impaired (intervention skews LLM too much). However, it is difficult to estimate at which values these metrics point to the generalization collapse. For example, in Table 2 NL-ITI outperforms ITI on ARC [19], MMLU [20], and OpenBook [21] benchmarks despite slightly higher CE.

Additionally, on Figure 1 we provide two plots with function MC1 of KL on two datasets: TruthfulQA and OpenBookQA. Each point on the plot corresponds to a different hyperparameter set  $(\alpha, K)$ . KL is calculated with opendomain

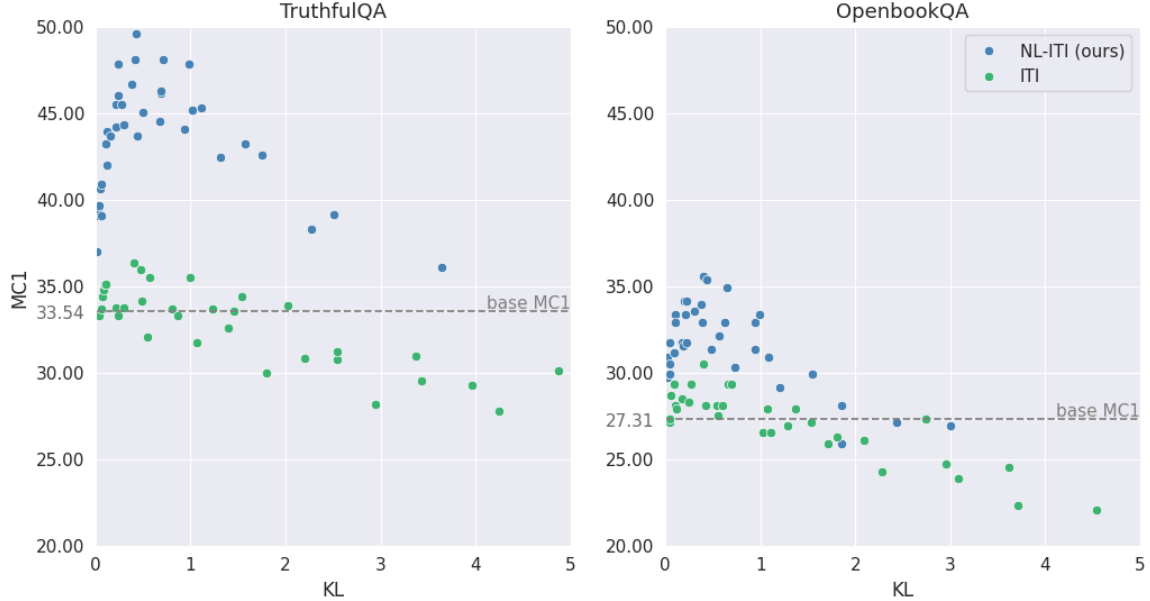


Figure 1: How MC1 correlates with KL divergence. KL estimates strength of change of LLM behavior due to representation editing - the lower, the better. The results were collected for ITI and NL-ITI using different hyperparameter sets ( $\alpha$ ,  $K$ ) for TruthfulQA and OpenBookQA datasets. On each benchmark, baseline LLaMA-2-7B performance is shown.

OpenWebText [22] corpus. It is visible that the trade-off between representation editing performance and KL occurs. NL-ITI creates a peak in KL  $\sim 0.5$ , the correlation is also non-linear around this region. We also report that NL-ITI gives higher MC1 than ITI for every value of KL.

### 3.2. Evaluation Metrics Details

MC scores metrics were introduced in [10] and are widely used in the field of representation editing. Though, as far as we know, there is no detailed description of how those metrics are calculated. Consequently, we briefly describe construction of the MC1 and MC2 scores, as they are defined in publicly available code of TruthfulQA dataset [10] and ITI [7].

For a given Question  $Q_i$  in the dataset we create 4-5 prompts:  $\{Q_i + A_1, Q_i + A_2, Q_i + A_3, Q_i + A_4\}$ , where only one is the correct answer. Then we use this pair as an input to the transformer-based [23] LLM, which outputs a list of (log-)distributions of transition probabilities between adjacent tokens  $\log P(T_k \rightarrow T_{k+1})$ . The shape of such output is (the length of the tokenized prompt, the size of the token dictionary). This gives us insight into how the model would predict subsequent tokens if we ask it the question  $Q_i$ . In particular, we can check what are the probabilities of getting one of the configurations of interest  $A_j$  - we just need to find the successive id of the answer tokens in the (log-)distribution  $\log P(T_k \rightarrow T_{k+1})^{i,j}$  coming out of the language model. The question now is, which is the most likely answer? We can compare the probabilities of occurrence of a sequence of tokens corresponding to each question. Assuming that the draw of successive tokens is independent, if there were simply  $P(T_k \rightarrow T_{k+1})^{i,j}$  probabilities coming out of the language model, we would have to multiply them sequentially. As  $\log P(T_k \rightarrow T_{k+1})^{i,j}$  probabilities come out, we have to add them. These sums are colloquially referred to as *true score* for factually true statement  $Q_i + A_j$  and conversely *false score* for a false statement. Mathematically the true/false

score corresponding to  $Q_i + A_j$  pair can be written:

$$S_{t/f}^{i,j} = \sum_k \log P(T_k \rightarrow T_{k+1})_{t/f}^{i,j}, \quad (7)$$

where the token configuration  $T_k$  corresponds respectively to true/false  $Q_i + A_j$  pair.

With this knowledge we can define MC1 score is the accuracy over all questions  $Q_i$ . For question  $Q_i$ , label 1 is given if  $S_t^{i,j} > S_f^{i,j}$ , for each answer  $A_j$ , otherwise the label is 0.

MC2 score is applicable for question sets with multiple true answers. For each question  $Q_i$ , it can be written using probabilities of true/false  $Q_i + A_j$  pair occurring:  $P_{t/f}^{i,j} = \exp(S_{t/f}^{i,j})$  giving:

$$MC2^i = \frac{\sum_j P_t^{i,j}}{\sum_j P_t^{i,j} + \sum_j P_f^{i,j}}. \quad (8)$$

We will report on the averaged MC2 scores over all questions  $Q_i$ :  $MC2 = \langle MC2^i \rangle$ .

### 3.3. Datasets

We used TruthfulQA for probing, intervention and evaluation, ensuring that data used for probing and intervention do not overlap with test set. Similarly to ITI, we splitted TruthfulQA into two folds, fold A consists of 2915 QA pairs, fold B of 2967 QA pairs. Firstly training was performed on fold A and test on fold B, then the folds were flipped. The reported MC results are the average from both folds.

To test generalization beyond TruthfulQA (as presented in subsection 3.5), probing and intervention were performed on a full TruthfulQA dataset, while testing was performed on test split of the OpenBookQA and ARC-C. In case of tests on MMLU, we took the validation split, because its test split is large (14k questions) and it results in large computational overhead during hyperparameter optimization.

Table 1: Comparison between baseline LLaMA-2-chat-7B, ITI and NL-ITI on TruthfulQA. Compared values have all been achieved with few-shot-prompting.

	MC1 [%]	MC2 [%]	CE	KL
LLaMA-2-7B	33.54	50.34	2.53	0.00
ITI	36.35	54.72	2.65	0.40
TrFr	39.30	-	2.59	0.22
<b>NL-ITI (ours)</b>	<b>50.19</b>	<b>67.73</b>	2.85	0.43
<i>w/o optimized probe</i>	42.96	61.48	2.66	0.25
<i>w/o multi-token</i>	40.75	59.83	3.33	1.40

### 3.4. Results

Throughout this work, all experiments were performed on LLaMA-2-7B [18] model. This open-source LLM has been used extensively in previous works on AI safety. Particularly, it let us to directly compare NL-ITI to related methods [7, 11]. All ITI [7] results in this work were calculated on our code to ensure reliable comparison.

Combining three optimizations described in Section 2.1 leads to surprising performance improvements over the standard ITI. As can be seen in Table 1, the MC1 score has improved by 50% relative to the baseline LLaMA-2-7B result. The effect of the intervention is 13% relative higher than the ITI.

In the Figure 2, we depicted accuracy of non-linear probing for each attention head (compared to baseline linear probing). Interestingly, the effect of applying non-linear probing to the attention heads was the most profound in the first 6 layers of LLM. Significant amount of truthful knowledge is present also in the first layers of LLM, but simple, linear probing models were not able to decode it efficiently. Figure 2 shows that the truthful knowledge is much more diffused along the attention heads than linear probing suggested.

The rows in Figure 3 correspond to the number of tokens used for training of probing models, specifically to  $\tau$  defined in Equation 5. Columns present the influence of increasing the token number used in the intervention -  $\rho$  from Equation 6. The reported impact of using an increased number of tokens is particularly strong in probing. However, having the increased number of tokens both in probing and intervention produces a joint effect and yields the optimum 50.19 MC1 at  $(\rho, \tau) = (6, 4)$ .

Our results suggest that significant amount of information about concept (truthfulness) might be contained not only in vector corresponding to the last token of LLM’s input QA pair, but also in preceding vectors. For reference, in the ITI approach, only the activations from the last token were used for probing and intervention.

### 3.5. Generalization of NL-ITI beyond TruthfulQA

Apart from tests on TruthfulQA dataset, the generalization power of NL-ITI can be further measured through the evaluation on LLM reasoning benchmarks that are related to concept of Truthfulness. In this scenario, we use TruthfulQA for probing and intervention, but evaluation is performed on ARC, MMLU and OpenBookQA datasets.

We intentionally omitted TriviaQA [24] and NaturalQuestions [25] benchmarks. Together with the ITI [7], a modified version of those datasets<sup>1</sup> was provided with false answers generated by asking GPT-4 for ‘most plausible sounding but false’

<sup>1</sup>Additional Datasets in [https://github.com/likenneth/honest\\_llama](https://github.com/likenneth/honest_llama)

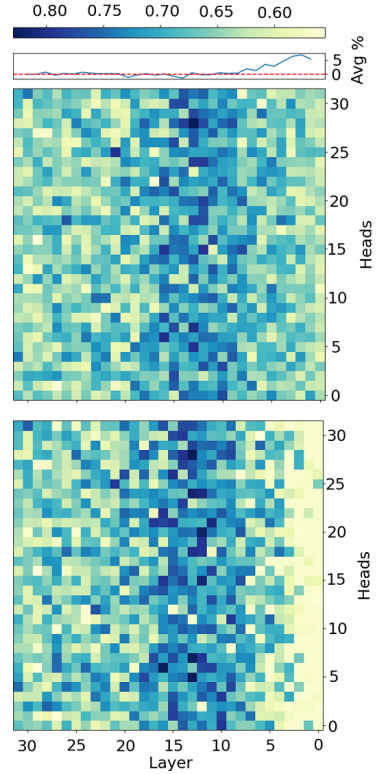


Figure 2: Probing accuracy for each attention head of the LLM on TruthfulQA dataset for linear probing (ITI) – bottom, and non-linear probing (NL-ITI) – top. Accuracy results are ‘smoothed’ between neighboring attention heads (lower standard deviation).

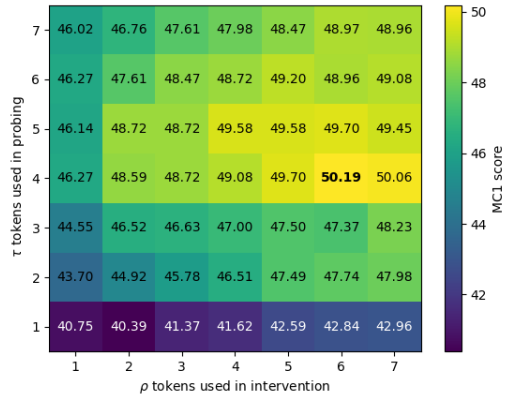


Figure 3: Heat map of MC1 evaluation scores of TruthfulQA dataset for different combinations of number of tokens used during probing and intervention. The best performing model corresponds to  $(\rho, \tau) = (6, 4)$ .

answer. We find that the automatic answer generation results often in low-quality data. To be precise, we find that in the case of TriviaQA, around 35% of questions contain ‘false answers’ which also appear in ‘true answers’. For example, to question Q: *where did the allies go after north africa* the dataset pro-

Table 2: Comparison of generalization of ITI and NL-ITI on out-of-distributions benchmarks

	Dataset	MC1 [%]	MC2 [%]	CE	KL
LLaMA-2-7B	ARC	41.20	40.69	2.53	0.00
ITI	ARC	40.34	38.78	2.54	0.12
<b>NL-ITI</b>	ARC	<b>44.27</b>	<b>43.20</b>	2.82	0.40
LLaMA-2-7B	MMLU	38.48	38.66	2.53	0.00
ITI	MMLU	38.55	38.27	2.58	0.04
<b>NL-ITI</b>	MMLU	<b>40.31</b>	<b>39.82</b>	2.60	0.10
LLaMA-2-7B	OBQA	27.31	26.36	2.53	0.00
ITI	OBQA	30.52	28.26	2.82	0.40
<b>NL-ITI</b>	OBQA	<b>33.94</b>	<b>32.65</b>	2.86	0.32

Table 3: MC1 accuracy of ITI and NL-ITI on subdomains of MMLU dataset (Business Ethics, Elementary Mathematics, High School Government and Politics).

	Ethics	Math	Politics
LLaMA-2-7B	45.45	46.34	42.86
ITI	54.55	51.22	33.33
<b>NL-ITI</b>	<b>63.64</b>	<b>60.98</b>	<b>57.14</b>

vides answers *T: Italy* and supposedly adversarial, false answer *F: the Italian Campaign, Italy*. In summary, answers generated by GPT-4, might distort the evaluation results. For these reasons, we decided to evaluate NL-ITI on public benchmarks (MMLU, TriviaQA, OpenBook), that we did not modify and that does not require additional artificial data generation.

In summary, Table 2 shows that NL-ITI generalizes better to out-of-distribution benchmarks. Lowest overall improvement can be observed on MMLU dataset. Though if we look at particular subdomains of this dataset that are related to TruthfulQA (e.g., Business Ethics), significant increase of performance is visible. Interestingly, NL-ITI notably increases capabilities of LLM in elementary mathematics subdomain that is not the main focus of TruthfulQA dataset.

## 4. Conclusions

In our work, we propose enhancements that significantly improve the performance of the ITI method. NL-ITI outperforms ITI on 4 major benchmarks, including TruthfulQA, on which we report around 14% MC1 metric improvement (up to 50.19). Additionally, NL-ITI achieves significant improvement (+10 p.p.) over recently released TrFR method.

NL-ITI outperforms ITI also on the out-of-distribution benchmarks (MMLU, OpenBook, ARC) - highest improvement can be observed on ARC (+4 p.p.). Moreover, for given level of intervention invasiveness (as measured by KL), NL-ITI achieves better MC accuracy (as observed in Figure 1). In summary, NL-ITI can generalize better at the lower cost (less invasive in the behavior of LLM).

Our optimizations results from reasoning presented in the works that analyzed probing usability [15, 16, 17]. Authors noticed that increasing the capacity of the probing model is crucial for better estimation of the amount of desired type of knowledge (e.g., truthful) in attention heads. Except for increasing probing capacity, we also experimented with inputting more vectors (information) to probe the model. Positive results of those experiments led us to hypothesis that inputting more vectors to LLM

intervention might result in further performance improvement of ITI.

Editing LLM’s internal representations is a promising direction for ensuring safe, truthful, and more human-centric AI. In our opinion, valuable future research would be to check the usability of NL-ITI in other important scenarios. For example, whether it can efficiently steer LLMs towards desirable “personality” traits. Apart from that, using NL-ITI in synergy with other representation engineering methods (e.g., TrFR) and “fine-tuning” methods (e.g., DPO, RLHF), might result in further and significant improvement of performance.

## 5. References

- [1] P. Manakul, A. Liusie, and M. J. F. Gales, “SelfCheckGPT: Zero-resource black-box hallucination detection for generative large language models,” *arXiv Preprint, arXiv:2303.08896*, 2023.
- [2] J. Li, X. Cheng, W. X. Zhao, J.-Y. Nie, and J.-R. Wen, “HaluEval: A large-scale hallucination evaluation benchmark for large language models,” *arXiv Preprint, arXiv:2305.11747*, 2023.
- [3] O. Shaikh, H. Zhang, W. Held, M. Bernstein, and D. Yang, “On second thought, let’s not think step by step! bias and toxicity in zero-shot reasoning,” *arXiv Preprint, arXiv:2212.08061*, 2023.
- [4] A. Taubenfeld, Y. Dover, R. Reichart, and A. Goldstein, “Systematic biases in LLM simulations of debates,” *arXiv Preprint, arXiv:2402.04049*, 2024.
- [5] K.-C. Yeh, J.-A. Chi, D.-C. Lian, and S.-K. Hsieh, “Evaluating interfaced LLM bias,” in *Proceedings of the 35th Conference on Computational Linguistics and Speech Processing (ROCLING 2023)*, 2023, pp. 292–299.
- [6] A. Zou, L. Phan, S. Chen, J. Campbell, P. Guo, R. Ren, A. Pan, X. Yin, M. Mazeika, A.-K. Dombrowski, S. Goel, N. Li, M. J. Byun, Z. Wang, A. Mallen, S. Basart, S. Koyejo, D. Song, M. Fredrikson, J. Z. Kolter, and D. Hendrycks, “Representation engineering: A top-down approach to ai transparency,” 2023.
- [7] K. Li, O. Patel, F. Viégas, H. Pfister, and M. Wattenberg, “Inference-time intervention: Eliciting truthful answers from a language model,” 2023.
- [8] T. Hartvigsen, S. Gabriel, H. Palangi, M. Sap, D. Ray, and E. Kamar, “Toxigen: A large-scale machine-generated dataset for adversarial and implicit hate speech detection,” 2022.
- [9] A. Parrish, A. Chen, N. Nangia, V. Padmakumar, J. Phang, J. Thompson, P. M. Htut, and S. Bowman, “BBQ: A hand-built bias benchmark for question answering,” in *Findings of the Association for Computational Linguistics: ACL 2022*, S. Muresan, P. Nakov, and A. Villavicencio, Eds. Dublin, Ireland: Association for Computational Linguistics, May 2022, pp. 2086–2105. [Online]. Available: <https://aclanthology.org/2022.findings-acl.165>
- [10] S. Lin, J. Hilton, and O. Evans, “Truthfulqa: Measuring how models mimic human falsehoods,” 2022.
- [11] Z. Chen, X. Sun, X. Jiao, F. Lian, Z. Kang, D. Wang, and C.-Z. Xu, “Truth forest: Toward multi-scale truthfulness in large language models through intervention without tuning,” *arXiv Preprint, arXiv:2312.17484*, 2024.
- [12] S. Mao, N. Zhang, X. Wang, M. Wang, Y. Yao, Y. Jiang, P. Xie, F. Huang, and H. Chen, “Editing personality for LLMs,” *arXiv Preprint, arXiv:2310.02168*, 2023.
- [13] K. Pan and Y. Zeng, “Do LLMs possess a personality? Making the MBTI test an amazing evaluation for large language models,” *arXiv Preprint, arXiv:2307.16180*, 2023.
- [14] J. tse Huang, W. Wang, M. H. Lam, E. J. Li, W. Jiao, and M. R. Lyu, “Revisiting the reliability of psychological scales on large language models,” *arXiv Preprint, arXiv:2305.19926*, 2023.
- [15] T. Pimentel, J. Valvoda, R. H. Maudslay, R. Zmigrod, A. Williams, and R. Cotterell, “Information-theoretic probing for linguistic structure,” *arXiv Preprint, arXiv:2004.03061*, 2020.

- [16] J. C. White, T. Pimentel, N. Saphra, and R. Cotterell, "A non-linear structural probe," *arXiv Preprint, arXiv:2105.10185*, 2021.
- [17] J. Hościłowicz, M. Sowański, P. Czubowski, and A. Janicki, "Can we use probing to better understand fine-tuning and knowledge distillation of the BERT nlu?" in *Proceedings of the 15th International Conference on Agents and Artificial Intelligence (ICAART), Volume 3, Lisbon, Portugal, February 22-24, 2023*, A. P. Rocha, L. Steels, and H. J. van den Herik, Eds. SCITEPRESS, 2023, pp. 625–632. [Online]. Available: <https://doi.org/10.5220/0011724900003393>
- [18] H. Touvron, T. Lavril, G. Izacard, X. Martinet, M.-A. Lachaux, T. Lacroix, B. Rozière, N. Goyal, E. Hambro, F. Azhar, A. Rodriguez, A. Joulin, E. Grave, and G. Lample, "Llama: Open and efficient foundation language models," 2023.
- [19] P. Clark, I. Cowhey, O. Etzioni, T. Khot, A. Sabharwal, C. Schoenick, and O. Tafjord, "Think you have solved question answering? try arc, the ai2 reasoning challenge," *arXiv:1803.05457v1*, 2018.
- [20] D. Hendrycks, C. Burns, S. Basart, A. Zou, M. Mazeika, D. Song, and J. Steinhardt, "Measuring massive multitask language understanding," *Proceedings of the International Conference on Learning Representations (ICLR)*, 2021.
- [21] T. Mihaylov, P. Clark, T. Khot, and A. Sabharwal, "Can a suit of armor conduct electricity? a new dataset for open book question answering," in *EMNLP*, 2018.
- [22] A. Gokaslan, V. Cohen, E. Pavlick, and S. Tellex, "Openwebtext corpus," <http://Skylion007.github.io/OpenWebTextCorpus>, 2019.
- [23] A. Vaswani, N. Shazeer, N. Parmar, J. Uszkoreit, L. Jones, A. N. Gomez, L. Kaiser, and I. Polosukhin, "Attention is all you need," 2023.
- [24] M. Joshi, E. Choi, D. S. Weld, and L. Zettlemoyer, "Triviaqa: A large scale distantly supervised challenge dataset for reading comprehension," 2017.
- [25] T. Kwiatkowski, J. Palomaki, O. Redfield, M. Collins, A. Parikh, C. Alberti, D. Epstein, I. Polosukhin, M. Kelcey, J. Devlin, K. Lee, K. N. Toutanova, L. Jones, M.-W. Chang, A. Dai, J. Uszkoreit, Q. Le, and S. Petrov, "Natural questions: a benchmark for question answering research," *Transactions of the Association of Computational Linguistics*, 2019.