

Rejection Improves Reliability: Training LLMs to Refuse Unknown Questions Using RL from Knowledge Feedback

Hongshen Xu, Zichen Zhu, Situo Zhang, Da Ma, Shuai Fan, Lu Chen*, Kai Yu*

X-LANCE Lab, Department of Computer Science and Engineering
MoE Key Lab of Artificial Intelligence, AI Institute, Shanghai Jiao Tong University, China
Shanghai Jiao Tong University, Shanghai, China
{xuhongshen, JamesZhutheThird, chenlusz, kai.yu}@sjtu.edu.cn

Abstract

Large Language Models (LLMs) often generate erroneous outputs, known as hallucinations, due to their limitations in discerning questions beyond their knowledge scope. While addressing hallucination has been a focal point in research, previous efforts primarily concentrate on enhancing correctness without giving due consideration to the significance of rejection mechanisms. In this paper, we conduct a comprehensive examination of the role of *rejection*, introducing the alignment goal of model reliability along with corresponding metrics. This goal requires the model to provide accurate responses while adeptly rejecting questions exceeding its knowledge boundaries, thereby minimizing hallucinations. To improve the inherent reliability of LLMs, we present a novel alignment framework called *Reinforcement Learning from Knowledge Feedback* (RLKF). RLKF leverages knowledge feedback to dynamically determine the model’s knowledge boundary and trains a reliable reward model to encourage the rejection of out-of-knowledge questions. Experimental results on mathematical questions affirm the substantial efficacy of RLKF in significantly enhancing LLM reliability.

1 Introduction

Large Language Models (LLMs) have exhibited strong capabilities in solving various downstream tasks through alignment techniques such as Supervised Finetuning (SFT, (Zhang et al., 2023b), (Zhang et al., 2023b)) and Reinforcement Learning from Human Feedback (RLHF, (Stiennon et al., 2020; Ouyang et al., 2022)). Those techniques align language models with human intent, mainly to maximize the helpfulness of LLM’s responses. However, maximizing helpfulness does not mean minimizing errors. A significant problem arises in that LLMs often produce outputs that, while seemingly plausible, contain factual errors (Min et al., 2023) or self-contradictions (Liu et al., 2022), which are referred to as hallucinations.

To mitigate the hallucinations, many studies focus on augmenting the knowledge of LLMs, such as curating training data (Penedo et al., 2023; Zhou et al., 2023) or employing retrieval-augmented generation (RAG, (Gao et al., 2023b;b)) during inference. Nevertheless, it is essential to acknowledge that model knowledge inherently has limitations, and even the most powerful models, such as GPT-4, are prone to experiencing hallucinations (Zhang et al., 2023a). Consequently, we posit that the fundamental nature of the hallucination problem lies in the model’s *misalignment with its knowledge boundary*. Hallucinations arise when LLMs try to answer questions beyond their knowledge boundary.

One research direction related to aligning LLM with its knowledge boundary involves alignment for honesty (Kadavath et al., 2022; Yang et al., 2023b). However, alignment for honesty presents significant challenges. On the one hand, the honesty of LLMs is hard to evaluate. Honesty can be viewed as a classification problem, where the model learns to distinguish between what it knows and what it does not. Nevertheless, the accuracy which indicates how much the model knows can differ dramatically among various models or even with different prompts (Kaddour et al., 2023). On the other hand, it is difficult to employ honesty for comparing and selecting different models consistently. Model honesty is tied to the capabilities of the model itself; a more honest model does not necessarily imply that it will provide more assistance or make fewer mistakes compared to other models.

*The corresponding authors are Lu Chen and Kai Yu.

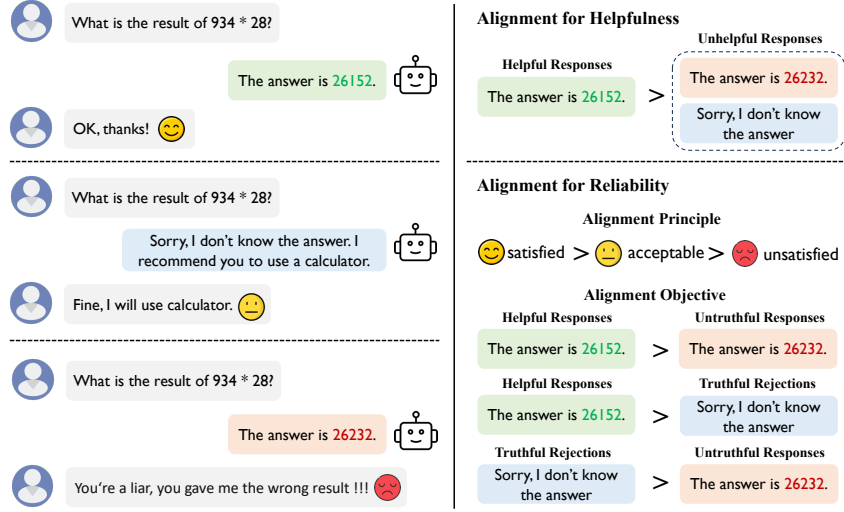


Figure 1: The user cases and alignment objectives for model reliability.

To address the aforementioned limitations, we introduce the alignment goal of *reliability* inspired by model truthfulness (Lin et al., 2021). We define the reliability from the user’s perspective. As shown in Figure 1, helpful responses (correct answers) can assist users while untruthful responses (incorrect answers) result in user loss, leading to distrust in the model. Therefore, we contend that the key to achieving a reliable system lies in *providing as many correct answers as possible to maximize helpfulness while learning to explicitly refuse unknown questions to minimize errors*. We apply *accuracy* and *truthfulness* to measure the model’s helpfulness and errors, respectively, and further propose an overall *reliability score* to simultaneously evaluate the above two aspects.

To optimize model reliability, we propose the Reinforcement Learning from Knowledge Feedback (RLKF) training framework based on RLHF. Previous RLHF employs a model-agnostic reward model to score LLM policy decisions. Notably, the helpfulness-oriented reward model only distinguishes helpful responses from unhelpful ones, considering both refusal and incorrect responses as unhelpful. Instead, RLKF introduces knowledge feedback to assess the model’s capabilities. When a question falls within the model’s knowledge boundary, response is preferred over refusal. Conversely, when a question exceeds the model’s knowledge boundary, refusal is preferred over response. We further construct model-specific preference data based on this principle and train reliable LLMs using reinforcement learning. Experiments on two mathematical datasets demonstrate the effectiveness of our framework, which significantly improves the reliability of baseline models.

The contributions of this paper are summarized as follows:

- We introduce the alignment goal of model reliability and define several evaluation metrics to assess the reliability of LLMs.
- We propose the Reinforcement Learning from Knowledge Feedback (RLKF) alignment framework to improve LLM reliability.
- Extensive experiments are conducted to validate the effectiveness of RLKF framework.

2 Problem Formulation

2.1 LLM Alignment

With the potential risks brought by powerful LLMs, researchers have developed various alignment approaches to align LLMs with human instruction, preference, and values (Wang et al., 2024). Specifically, for the input prompt x_i and alignment goal *helpfulness*, we can employ the following scoring principle to represent our alignment objective:

$$s(x, y_h) > s(x, y_u),$$

where y_h, y_u represent a helpful response and an unhelpful response, respectively. The scored response pair can be annotated either by human annotators (Ouyang et al., 2022) or a scoring model (Gao et al., 2023a) trained with human preference data. We can further utilize this comparison data to train a reward model or LLM policy, thus aligning LLMs with specific goals.

Furthermore, for a given set of N inputs and LLM response y_i of each input x_i , we can evaluate the helpfulness of LLM using accuracy:

$$c(x_i, y_i) = \begin{cases} 1, & \text{if } y_i \text{ is helpful} \\ 0, & \text{otherwise} \end{cases}, acc = \frac{\sum_{i=1}^N c(x_i, y_i)}{N} = \frac{N_c}{N}, \quad (1)$$

where N_c represents the number of correct (helpful) responses.

2.2 Alignment with Reliability

While many works focus on alignment for helpfulness, existing alignment goals make it hard to alleviate model-specific hallucinations. We further propose the alignment goal of model reliability from the user’s perspective. We believe that ***a reliable system should be aligned with user experience that provides as much assistance as possible while making as few errors as possible.***

Specifically, for the input prompt x_i and alignment goal *reliability*, we employ the following scoring principle to represent our alignment objective:

$$s(x, y_c) > s(x, y_r) > s(x, y_w), \quad (2)$$

where y_c, y_r, y_w represent a helpful response (the correct answer), a truthful rejection, and an untruthful response (the wrong answer), respectively. We then use *accuracy* (acc) for assessing the helpfulness, and *truthfulness* (truth) (Lin et al., 2021), representing the proportion of truthful, non-harmful responses. We also include *precision* (prec) to partially reveal the model’s self-knowledge:

$$prec = \frac{N_c}{N_c + N_w}, acc = \frac{N_c}{N}, truth = \frac{N_c + N_r}{N} = 1 - \frac{N_w}{N} \quad (3)$$

where N_c, N_r, N_w represent the number of correct, rejected and wrong responses, respectively. Finally, we define a comprehensive system *reliability* (rely) metric based on accuracy and truthfulness:

$$rely(\alpha) = \alpha * truth + (1 - \alpha) * acc, \quad (4)$$

where $\alpha \in [0, 1]$, and it represents the degrees of sensitivity among users towards errors. As alpha increases, reflecting greater user emphasis on system truthfulness, the model should aim to minimize errors by using refusal to respond when appropriate to meet user expectations. Specifically, when α equals to answer rate (ans.), we define the overall reliability as:

$$ans. = 1 - \frac{N_r}{N}, rely = ans. * truth + (1 - ans.) * acc. \quad (5)$$

When the answer rate is low, we encourage the model not to reflexively refuse but rather to attempt to provide assistance. Conversely, when the answer rate is high, we believe the model should become more cautious to avoid errors. This metric balances the model’s helpfulness and truthfulness while mitigating the risks of it becoming overly conservative or excessively aggressive.

3 RLKF

To better align LLMs with reliability, we propose the *Reinforcement Learning from Knowledge Feedback* (RLKF) framework. By introducing knowledge feedback, our framework trains LLMs to learn to refuse out-of-knowledge questions explicitly to achieve the alignment goal.

3.1 High-level methodology

The proposed Reinforcement Learning from Knowledge Feedback (RLKF) framework is built upon RLHF (Ouyang et al., 2022) for reliability alignment. Instead of annotating preference pairs with human labor in RLHF, we automatically generate reliable preference pairs with knowledge feedback.

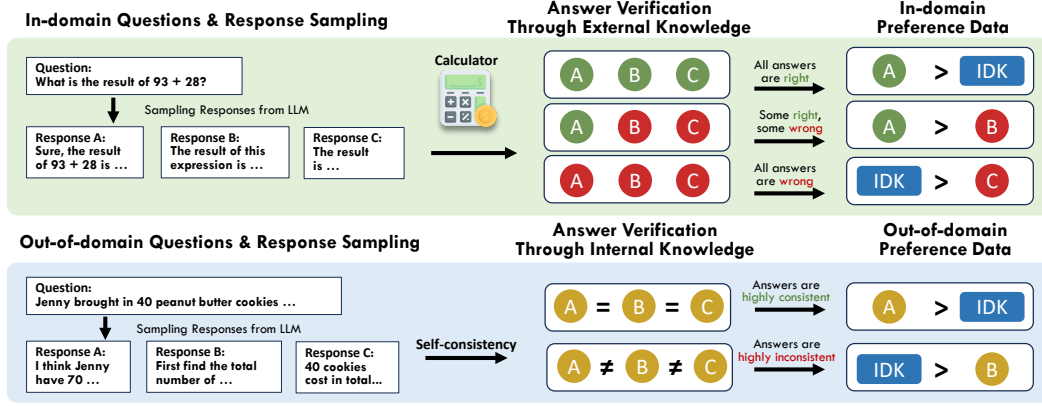


Figure 2: Reliable preference data generation pipeline. Letters with green, red, and yellow circles denote correct, incorrect, and uncertain answers, respectively. "IDK" represents "I don't know".

The key to constructing reliable preference data lies in the insertion of rejection responses within the comparison set as defined in §2.2. Thus aligned LLM can understand the importance of avoiding errors through rejection. We describe the high-level methodology as follows:

We start with a model that is already aligned for helpfulness or harmlessness, i.e., LLAMA-2 CHAT (Touvron et al., 2023), and then apply the following three steps below:

Step 1: Synthesizing model-specific reliable preference data through knowledge feedback. Given the LLM and each input prompt x in prompt dataset \mathcal{D} , we dynamically construct different comparison pairs according to the model responses to formulate reliable preference data RPD .

Step 2: Train a reliable reward model with collected preference data. We first train the reward model using generic helpfulness preference data PD to obtain RM . Then, we continuously train RM with the synthesized reliable preference data to obtain a reliable reward model RRM .

Step 3: Optimize a policy against the reward model using PPO. We use the output of the RRM as a scalar reward. We fine-tune the supervised policy LLM to optimize this reward using the PPO algorithm (Schulman et al., 2017).

3.2 Reliable preference data synthesizing

Compared to normal preference data that only classifies LLM responses into helpful and unhelpful classes, we categorize the LLM responses into three types: helpful, truthful, and untruthful responses, which correspond to correct answers, rejections, and incorrect answers, respectively. Besides, we also need to dynamically select two types out of three types of responses for constructing a comparison pair based on different questions. We believe that the key of selecting lies in whether the problem is within the model's knowledge boundary (whether the model can answer the question correctly). We consider two types of research settings. In the in-domain setting, we can acquire the correctness of model predictions through external knowledge, i.e., a calculator for arithmetic questions. In the out-of-domain scenario, we only have input prompts and cannot obtain golden labels of the inputs.

3.2.1 In-domain Reliable Preference Data

As depicted in the upper portion of Figure 2, we determine whether a question lies within the model's knowledge boundary by analyzing the distribution of correctness across multiple samplings of model responses, then construct different comparison pairs accordingly. Specifically, given the input x and N sampling responses $y_i, i \in [1, N]$, the comparison pair is selected as follows:

$$pair = \begin{cases} (x, y_c) > (x, y_r), & \text{if } N_c == N, \\ (x, y_c) > (x, y_w), & \text{if } N_c \in [1, N), \\ (x, y_r) > (x, y_w), & \text{if } N_c == 0, \end{cases} \quad (6)$$

where y_c, y_r, y_w represents the random choice from correct, reject, and wrong responses, respectively, and N_c represents the number of correct responses. In cases where the model lacks specific rejection responses, we randomly select one rejection sentence from 50 sentences that are generated by ChatGPT based on rejection templates. The templates can be found in Appendix E.

3.2.2 Out-of-domain Reliable Preference Data

In the out-of-domain setting, we utilize self-consistency as the internal model knowledge to assess whether the model possesses sufficient knowledge about the given question. As depicted in the lower portion of Figure 2, when the samplings exhibit high consistency, we align the model with preferring to provide an answer; conversely, when the samplings demonstrate low consistency, refusing is more preferred. Specifically, given the input x and N sampling responses $y_i, i \in [1, N]$, the comparison pair is selected as follows:

$$pair = \begin{cases} (x, y_a) > (x, y_r), & \text{if } N_s > t, \\ (x, y_r) > (x, y_a), & \text{if } N_s < t, \end{cases} \quad (7)$$

where y_a, y_r represents the random choice from answered and rejected responses, respectively, N_s represents the number of the most consistent answer over all answers, and t represents the threshold of consistency score where we use $\lceil \frac{N}{2} \rceil$ for all the experiments.

3.3 Model training

RM Training. To train the reward model, we convert our collected pairwise reliable preference data into a binary ranking label format (i.e., chosen & unchosen) and enforce the chosen response to have a higher score than its counterpart. We used a binary ranking loss consistent with Ouyang et al. (2022):

$$L_{ranking} = -\log(\sigma(r_\theta(x, y_{chosen}) - r_\theta(x, y_{unchosen}))), \quad (8)$$

where $r_\theta(x, y)$ is the scalar score output for input x and completion y with model weights θ . $y_{chosen}, y_{unchosen}$ are the chosen and unchosen responses, respectively.

Reinforcement learning (RL). We further train our LLM policy following the RL scheme of Stiennon et al. (2020), which uses the reward model as an estimate for the true reward function. During this phase, we seek to optimize the following objective:

$$\arg \max_{\pi} \mathbb{E}_{p \sim \mathcal{D}, g \sim \pi} [R(g|p) - \beta D_{KL}(\pi_\theta(g|p) || \pi_0(g|p))] \quad (9)$$

We iteratively improve the policy by sampling prompts p from our dataset \mathcal{D} which contains both in-domain and out-of-domain prompts and generations g from the policy π and use the PPO algorithm and loss function to achieve this objective, the reward function also contains a penalty term for diverging from the original policy π_0 .

4 Experiments

4.1 Experiment Setup

4.1.1 Dataset Construction

Our experiments involve two mathematical datasets*: synthesized arithmetic questions and GSM8K (Cobbe et al., 2021). The arithmetic dataset consists of 14,000 samples, divided into sets of 10,000, 3,000, and 1,000 samples for training the reward model, training the policy as prompt data, and testing the final results, respectively. Additionally, we sampled 2,000 data points from the training set of GSM8K to train the reward model and 1,000 data points to optimize the LLM policy. It is

*Although RLKF can be applied to other domains, we primarily tested it on mathematical questions. One reason is that mathematical questions allow for a more direct evaluation of the model’s correctness based on the answer. Another reason is that arithmetic questions can be categorized based on the digits and operators. This allows us to classify the difficulty level of questions and analyze if model rejects them in a targeted manner.

important to note that we only used the input prompt of the GSM8K data points, without utilizing the annotations. This serves as an out-of-domain experimental setting.

We generate the arithmetic dataset synthetically following Liu & Low (2023). The input numbers are randomly generated, hence ensuring a very low probability of instances being duplicated. We sample from log space to ensure the numbers are equally likely to be sampled from different orders of magnitude. Following Liu & Low (2023), we use hundreds of instruction templates generated by ChatGPT, e.g., `Please help me calculate {arithmetic}.`, to diversify the question formats. Examples of templates can be found in Table 5 of Appendix D.

4.1.2 Baselines

We incorporate several baselines to benchmark the performance of our RLKF framework. All prompts used in this work are listed in Appendix B.

No & prudent system prompt. System prompts are commonly used to control a model’s response style and personality. When the system prompt is empty, LLAMA 2-CHAT tends to respond to almost every question, losing the ability to reject unknown questions. We also use the default system prompt of LLAMA 2-CHAT introduced by Touvron et al. (2023) as the prudent system prompt. LLAMA 2-CHAT will become more cautious and reject more questions with this system prompt. These two types of prompts represent two different personalities of LLAMA 2-CHAT, serving as important baselines for this study.

In-context Learning. We randomly sampled 5 correctly responded (if the model can answer correctly) and 5 refused examples (if the model is unable to answer correctly) to append before the input question as the in-content learning baseline.

Rule-based PPO. We use a rule-based reward function to optimize the policy in in-domain prompts. The model receives a reward of 1 if it answers correctly, 0 if it refuses to answer, and -1 if it answers incorrectly. The determination of different cases is achieved through heuristic rules.

RLHF. We use the reward model trained only on generic helpful preference data to optimize the policy with the same training prompts as RLKF.

SFT. We use all 10,000 arithmetic questions from the constructed preference dataset with their chosen responses to directly fine-tune the LLM policy.

4.1.3 Training Details

We employ the LLAMA 2-CHAT 7B (Touvron et al., 2023) as our baseline model, which has been already aligned with human preferences. The policy model and reward model are both initialized from LLAMA 2-CHAT 7B. We use DeepSpeed-Chat (Yao et al., 2023) to run the whole training pipeline. As for the Reward Model (RM), we first utilized several open-source datasets (Stiennon et al., 2020; Bai et al., 2022; Ethayarajh et al., 2022) and replicated the training process following UltraRM (Cui et al., 2023) to obtain a helpful RM. Subsequently, we trained a reliable RM on the constructed reliable preference data, using a batch size of 8 for two epochs. During the RL phase, we trained for one epoch with a batch size of 1, the generation batches and PPO epochs are both equal to 1. Prompts from both in-domain and out-of-domain datasets are mixed to train the final RM. We train the SFT model for one epoch with a batch size of 32. All other training parameters were set to the default parameters in DeepSpeed-Chat. We conduct all experiments using Nvidia A800 GPUs.

4.1.4 Evaluation Details

For evaluating the final policy, we utilize four metrics: precision, accuracy, truthfulness, and reliability. To determine whether the policy refuses to respond and extract answers, we employ an additional answer extractor LLM (LLAMA 2-CHAT 7B with extractor prompt, see Appendix B). By comparing the extracted answers with the standard answers, we can ascertain their correctness.

4.2 Reliability Evaluation

Overall Reliability. Table 1 presents the results of the final policy model after RLKF on arithmetic questions and GSM8K datasets. We can see that RLKF significantly enhances the model’s rela-

Method Type	Method	Arithmetic Test				GSM8k			
		Prec \uparrow	Acc \uparrow	Truth \uparrow	Rely \uparrow	Prec \uparrow	Acc \uparrow	Truth \uparrow	Rely \uparrow
Prompt-based	no system prompt	37.8	36.1	40.6	40.4	25.0	24.6	26.2	26.2
	prudent system prompt	43.7	24.1	69.0	48.8	22.6	10.4	64.3	35.2
	In-context Learning	40.6	37.3	45.4	44.7	18.8	8.0	65.5	32.4
RL-based	Rule-based PPO	46.0	27.6	67.6	51.6	17.6	8.6	59.6	33.6
	RLHF	40.1	27.4	59.1	49.1	20.1	17.4	42.9	36.4
	RLKF(Ours)	72.8	31.9	88.1	56.5	29.6	17.0	59.6	41.5

Table 1: Performance on in-domain arithmetic questions and out-of-domain GSM8K datasets. Prec: precision. Acc: accuracy. Truth: Truthfulness. Rely: reliability.

Method	ID Arithmetic				OOD GSM8k			
	Prec	Acc	Acnt	Rely	Prec	Acc	Acnt	Rely
LLAMA-2	43.7	24.1	69.0	46.6	22.6	10.4	64.3	35.2
+ SFT	58.1	52.4	62.2	61.2	23.2	4.7	84.5	20.8
+ RLKF	72.8	31.9	88.1	56.5	29.6	17.0	59.6	41.5

Model	Backbone	Anthropic Helpful	OpenAI Summ.	Stanford SHP
MOSS	Llama-7B	61.3	58.1	54.6
Ziya	Llama-7B	61.4	61.8	57.0
OASST	DeBERTa-large	67.6	72.1	53.9
SteamSHP	FLAN-T5-XL	55.4	62.6	51.6
UltraRM	Llama2-13B	71.0	74.0	73.7
RelyRM (ours)	Llama2-7B	66.5	71.0	63.7

Table 2: Performance comparison with SFT.

Table 3: Performance comparison on helpful preference datasets with various reward models.

bility on both in-domain and out-of-domain datasets. The RLKF-trained model shows remarkable improvements in precision, truthfulness, and reliability. The increase in precision reflects the model’s increase in self-knowledge, while the improvement in truthfulness indicates that the model learns how to refuse answers. It is important to note that when the model operates without a system prompt, it responds to all questions, thus reaching the accuracy ceiling. Our RLKF method does not teach the model how to answer questions but rather trains it to reject questions, leading to some performance loss but significantly reducing the model’s hallucination errors.

Reliability on Arithmetic sub-tasks. Figure 3 illustrates the reliability improvement of our RLKF method across different arithmetic sub-tasks. Our RLKF method enhances the reliability of the model across various digit ranges and arithmetic operations. It is noteworthy that our model shows significant improvements in precision and truthfulness on tasks involving 3-5 digit numbers as well as challenging operations like multiplication and division. This indicates that RLKF aids the model in understanding its knowledge boundary, enabling it to learn to refuse questions prone to errors.

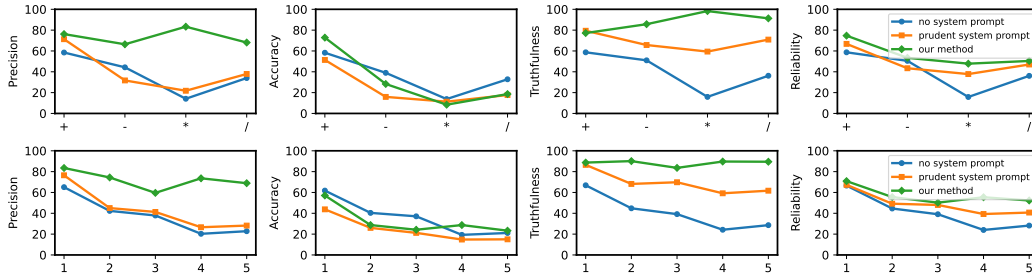


Figure 3: The results on arithmetic sub-tasks.

Comparison with SFT. We further compare our method with supervised fine-tuning (SFT) (Yang et al., 2023b). Since there are no ground truth labels available for out-of-domain scenarios, we performed SFT only on in-domain data. As shown in Table 2, the model’s reliability on in-domain tasks is significantly improved after SFT. However, a major issue with SFT is overfitting, as observed by the overly conservative behavior of the model on the out-of-domain GSM8K dataset, where it tends to reject almost all questions. In contrast, our RLKF consistently improves the generalization ability of the model on both in-domain and out-of-domain tasks.

4.3 Reward Model Evaluation

Method	ID Arithmetic RPD				OOD GSM8k RPD			
	within	beyond	boundary	average	within	beyond	boundary	average
helpful PD	73.9	49.9	55.5	58.6	95.0	27.3	73.0	51.6
helpful PD + OOD RPD	60.7	41.5	50.8	49.4	42.9	56.3	52.0	53.4
helpful PD + ID RPD	90.3	83.0	78.5	84.4	91.6	41.6	71.2	57.9
helpful PD + both RPD	88.4	84.7	76.4	84.3	70.6	64.9	69.1	67.1

Table 4: Performance comparison with different reliable preference data. PD: preference data. RPD: reliable preference data. ID: in-domain. OOD: out-of-domain.

Table 3 presents the results of our reliable reward model (RelyRM) on the publicly available helpful preference dataset. We compare our with open-source baselines, including MOSS (Sun et al., 2023), Ziya (IDEA-CCNL, 2021), OASST (LAION-AI, 2023), SteamSHP (Ethayarajh et al., 2022), and UltraRM. Our RelyRM achieves comparable performances on these datasets to avoid compromising helpfulness in RLKF training.

To further determine whether our RelyRM possesses the ability to recognize the policy’s knowledge boundary, we constructed in-domain and out-of-domain reliable preference datasets (RPD) for testing our RelyRM. The dataset construction is similar to training RPD data but with golden labels and on test sets. Table 4 illustrates the performance on the reliable preference dataset when provided with different training data. We observe that the reward model trained solely on helpful PD performs worse on the two datasets, as it tends to choose reply rather than reject. However, the reward model trained on in-domain RPD demonstrates a significant improvement on choosing rejection. Additionally, due to the higher noise level in the out-of-domain RPD, training on this data alone does not enhance reliability on out-of-domain preference data; instead, training on both RPDs can improve the accuracy on out-of-domain RPD.

4.4 Rejection Study

We further analyzed the rejection behavior after RLKF to assess whether the models have acquired awareness of their knowledge boundaries and possess appropriate rejection capabilities (avoiding both excessive rejection and failure to reject). We classify arithmetic questions according to various digit ranges and arithmetic operations and compare the rejection capabilities of LLAMA 2 before and after applying our RLKF framework.

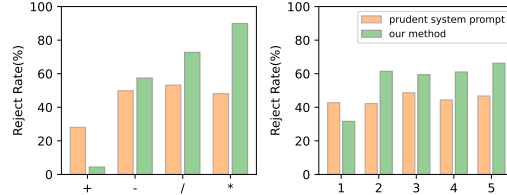


Figure 4: Rejection rate comparison.

Rejection Rate Distribution. Figure 4 compares the rejection rate changes of LLAMA 2 before and after applying RLKF across different types of questions. We found that the original LLAMA 2 model had a relatively high rejection rate, but its rejections were distributed similarly across different types of questions. However, after applying RLKF to LLAMA 2, the rejection rate decreased for easier problems such as addition and subtraction operations, and low-digit numbers, while significantly increasing for more difficult problems such as multiplication and division operations. This indicates that the RLKF model has a better understanding of the difficulty levels of different types of problems and can reject them more selectively and effectively.

Response Type Distribution. Figure 5 illustrates the distribution of response types for different methods. We observe that when the LLAMA 2 model operates without a system prompt, it lacks rejection capabilities but intuitively responds to more questions. Besides, using a prudent system prompt leads the model to lean towards rejecting questions, reducing the model’s error responses but causing more performance loss due to excessive rejection. In contrast, our RLKF achieves significantly lower error rates compared to the two methods while maintaining a better accuracy than the prudent system prompt (as no system prompt not rejecting responses represents the accuracy ceiling). This demonstrates that our model can effectively reject while avoiding excessive caution.

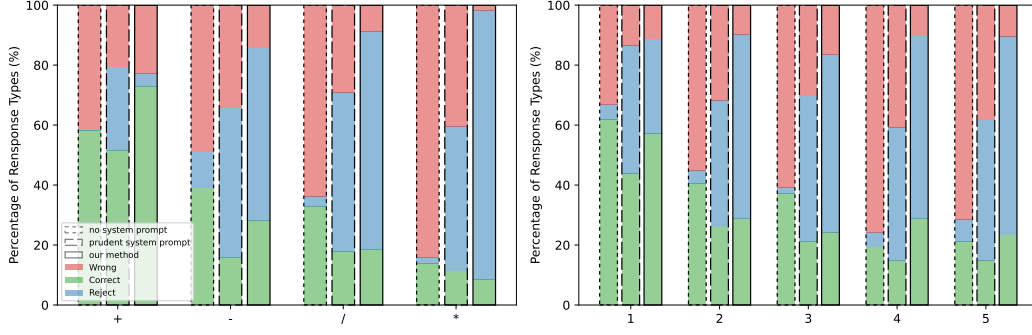


Figure 5: Percentage of different response types among different arithmetic questions.

5 Related Work

5.1 LLM Alignment

LLM alignment aims to align language models by training them to act in accordance with the user’s intention, either by supervised fine-tuning (Wei et al., 2021; Chung et al., 2022; Zhang et al., 2023b) or reinforcement learning from human feedback (RLHF) (Stiennon et al., 2020; Ouyang et al., 2022; Glaese et al., 2022). Most existing works focus on improving the instruction-following ability (Sanh et al., 2021; Wei et al., 2021), helpfulness (Ding et al., 2023; Xu et al., 2023) or harmlessness (Solaiman & Dennison, 2021; Bender et al., 2021) of LLMs. However, there is limited research on honesty alignment due to the challenges of its definition and evaluation (as we discussed in appendix A). (Cui et al., 2023) constructed a preference dataset encompassing various objectives including honesty. Some studies (Yang et al., 2023a;b) attempted to enhance model honesty by honesty-oriented SFT; however, our experiments demonstrated that SFT often suffers from poor generalization issues. Besides, Our proposed alignment goal of reliability considered both helpfulness and truthfulness (Lin et al., 2021), enabling the building of more helpful and truthful LLMs.

5.2 Mitigating Hallucinations

While LLMs have demonstrated remarkable performances, they often generate content that conflicts with user input (Guerreiro et al., 2023) or previously generated information by themselves (Mündler et al., 2023) or is not faithful to established world knowledge (Min et al., 2023), which are referred as hallucinations. Some efforts have aimed to alleviate hallucination issues by introducing higher-quality data during the pre-training phase (Penedo et al., 2023; Touvron et al., 2023) or in the SFT stage (Chen et al., 2023; Zhou et al., 2023). Others have focused on detecting and correcting hallucinations through methods such as incorporating external knowledge (Gao et al., 2023b), designing Decoding Strategies (Shi et al., 2023) or uncertainty estimation (Azaria & Mitchell, 2023; Xiong et al., 2023; Zhao et al., 2023). However, **model-specific errors are also hallucinations**. While most previous studies focus on maximizing the correctness of responses, there are limited works that focus on minimizing the errors to mitigate hallucination, which is the main focus of this paper. Consequently, we propose the evaluation methodology of reliability considering both maximizing the correctness and minimizing the errors to mitigate hallucinations.

6 Conclusion

In this work, we propose the alignment goal of LLM reliability and introduce a novel framework to enhance the reliability by teaching them to refuse questions outside their knowledge boundary. By proposing the Reinforcement Learning from Knowledge Feedback (RLKF) framework and defining new evaluation metrics for model reliability, we effectively address the issue of LLM hallucinations. The implementation of RLKF demonstrates significant improvements in LLM reliability, showcasing a promising method for developing more trustworthy AI systems.

References

- Amos Azaria and Tom Mitchell. The internal state of an llm knows when its lying. *arXiv preprint arXiv:2304.13734*, 2023.
- Yuntao Bai, Andy Jones, Kamal Ndousse, Amanda Askell, Anna Chen, Nova DasSarma, Dawn Drain, Stanislav Fort, Deep Ganguli, Tom Henighan, et al. Training a helpful and harmless assistant with reinforcement learning from human feedback. *arXiv preprint arXiv:2204.05862*, 2022.
- Emily M Bender, Timnit Gebru, Angelina McMillan-Major, and Shmargaret Shmitchell. On the dangers of stochastic parrots: Can language models be too big? In *Proceedings of the 2021 ACM conference on fairness, accountability, and transparency*, pp. 610–623, 2021.
- Lichang Chen, Shiyang Li, Jun Yan, Hai Wang, Kalpa Gunaratna, Vikas Yadav, Zheng Tang, Vijay Srinivasan, Tianyi Zhou, Heng Huang, et al. Alpargus: Training a better alpaca with fewer data. *arXiv preprint arXiv:2307.08701*, 2023.
- Hyung Won Chung, Le Hou, Shayne Longpre, Barret Zoph, Yi Tay, William Fedus, Yunxuan Li, Xuezhi Wang, Mostafa Dehghani, Siddhartha Brahma, et al. Scaling instruction-finetuned language models. *arXiv preprint arXiv:2210.11416*, 2022.
- Karl Cobbe, Vineet Kosaraju, Mohammad Bavarian, Mark Chen, Heewoo Jun, Lukasz Kaiser, Matthias Plappert, Jerry Tworek, Jacob Hilton, Reiichiro Nakano, et al. Training verifiers to solve math word problems. *arXiv preprint arXiv:2110.14168*, 2021.
- Ganqu Cui, Lifan Yuan, Ning Ding, Guanming Yao, Wei Zhu, Yuan Ni, Guotong Xie, Zhiyuan Liu, and Maosong Sun. Ultrafeedback: Boosting language models with high-quality feedback. *arXiv preprint arXiv:2310.01377*, 2023.
- Ning Ding, Yulin Chen, Bokai Xu, Yujia Qin, Zhi Zheng, Shengding Hu, Zhiyuan Liu, Maosong Sun, and Bowen Zhou. Enhancing chat language models by scaling high-quality instructional conversations. *arXiv preprint arXiv:2305.14233*, 2023.
- Kawin Ethayarajh, Yejin Choi, and Swabha Swayamdipta. Understanding dataset difficulty with v-usable information. In Kamalika Chaudhuri, Stefanie Jegelka, Le Song, Csaba Szepesvari, Gang Niu, and Sivan Sabato (eds.), *Proceedings of the 39th International Conference on Machine Learning*, volume 162 of *Proceedings of Machine Learning Research*, pp. 5988–6008. PMLR, 17–23 Jul 2022.
- Leo Gao, John Schulman, and Jacob Hilton. Scaling laws for reward model overoptimization. In *International Conference on Machine Learning*, pp. 10835–10866. PMLR, 2023a.
- Yunfan Gao, Yun Xiong, Xinyu Gao, Kangxiang Jia, Jinliu Pan, Yuxi Bi, Yi Dai, Jiawei Sun, and Haofen Wang. Retrieval-augmented generation for large language models: A survey. *arXiv preprint arXiv:2312.10997*, 2023b.
- Amelia Glaese, Nat McAleese, Maja Trebacz, John Aslanides, Vlad Firoiu, Timo Ewalds, Maribeth Rauh, Laura Weidinger, Martin Chadwick, Phoebe Thacker, et al. Improving alignment of dialogue agents via targeted human judgements. *arXiv preprint arXiv:2209.14375*, 2022.
- Nuno M Guerreiro, Duarte M Alves, Jonas Waldendorf, Barry Haddow, Alexandra Birch, Pierre Colombo, and André FT Martins. Hallucinations in large multilingual translation models. *Transactions of the Association for Computational Linguistics*, 11:1500–1517, 2023.
- IDEA-CCNL. Fengshenbang-lm. <https://github.com/IDEA-CCNL/Fengshenbang-LM>, 2021.
- Saurav Kadavath, Tom Conerly, Amanda Askell, Tom Henighan, Dawn Drain, Ethan Perez, Nicholas Schiefer, Zac Hatfield-Dodds, Nova DasSarma, Eli Tran-Johnson, et al. Language models (mostly) know what they know. *arXiv preprint arXiv:2207.05221*, 2022.
- Jean Kaddour, Joshua Harris, Maximilian Mozes, Herbie Bradley, Roberta Raileanu, and Robert McHardy. Challenges and applications of large language models. *arXiv preprint arXiv:2307.10169*, 2023.

- LAION-AI. Openassistant. <https://github.com/LAION-AI/Open-Assistant>, 2023.
- Stephanie Lin, Jacob Hilton, and Owain Evans. Truthfulqa: Measuring how models mimic human falsehoods. *arXiv preprint arXiv:2109.07958*, 2021.
- Tianyu Liu, Yizhe Zhang, Chris Brockett, Yi Mao, Zhifang Sui, Weizhu Chen, and William B Dolan. A token-level reference-free hallucination detection benchmark for free-form text generation. In *Proceedings of the 60th Annual Meeting of the Association for Computational Linguistics (Volume 1: Long Papers)*, pp. 6723–6737, 2022.
- Tiedong Liu and Bryan Kian Hsiang Low. Goat: Fine-tuned llama outperforms gpt-4 on arithmetic tasks. *arXiv preprint arXiv:2305.14201*, 2023.
- Sewon Min, Kalpesh Krishna, Xinxi Lyu, Mike Lewis, Wen-tau Yih, Pang Wei Koh, Mohit Iyyer, Luke Zettlemoyer, and Hannaneh Hajishirzi. Factscore: Fine-grained atomic evaluation of factual precision in long form text generation. *arXiv preprint arXiv:2305.14251*, 2023.
- Niels Mündler, Jingxuan He, Slobodan Jenko, and Martin Vechev. Self-contradictory hallucinations of large language models: Evaluation, detection and mitigation. *arXiv preprint arXiv:2305.15852*, 2023.
- Long Ouyang, Jeffrey Wu, Xu Jiang, Diogo Almeida, Carroll Wainwright, Pamela Mishkin, Chong Zhang, Sandhini Agarwal, Katarina Slama, Alex Ray, et al. Training language models to follow instructions with human feedback. *Advances in Neural Information Processing Systems*, 35: 27730–27744, 2022.
- Guilherme Penedo, Quentin Malartic, Daniel Hesslow, Ruxandra Cojocaru, Alessandro Cappelli, Hamza Alobeidli, Baptiste Pannier, Ebtesam Almazrouei, and Julien Launay. The refinedweb dataset for falcon llm: outperforming curated corpora with web data, and web data only. *arXiv preprint arXiv:2306.01116*, 2023.
- Victor Sanh, Albert Webson, Colin Raffel, Stephen H Bach, Lintang Sutawika, Zaid Alyafeai, Antoine Chaffin, Arnaud Stiegler, Teven Le Scao, Arun Raja, et al. Multitask prompted training enables zero-shot task generalization. *arXiv preprint arXiv:2110.08207*, 2021.
- John Schulman, Filip Wolski, Prafulla Dhariwal, Alec Radford, and Oleg Klimov. Proximal policy optimization algorithms. *arXiv preprint arXiv:1707.06347*, 2017.
- Weijia Shi, Xiaochuang Han, Mike Lewis, Yulia Tsvetkov, Luke Zettlemoyer, and Scott Wen-tau Yih. Trusting your evidence: Hallucinate less with context-aware decoding. *arXiv preprint arXiv:2305.14739*, 2023.
- Irene Solaiman and Christy Dennison. Process for adapting language models to society (palms) with values-targeted datasets. *Advances in Neural Information Processing Systems*, 34:5861–5873, 2021.
- Nisan Stiennon, Long Ouyang, Jeffrey Wu, Daniel Ziegler, Ryan Lowe, Chelsea Voss, Alec Radford, Dario Amodei, and Paul F Christiano. Learning to summarize with human feedback. *Advances in Neural Information Processing Systems*, 33:3008–3021, 2020.
- Tianxiang Sun, Xiaotian Zhang, Zhengfu He, Peng Li, Qinyuan Cheng, Hang Yan, Xiangyang Liu, Yunfan Shao, Qiong Tang, Xingjian Zhao, Ke Chen, Yining Zheng, Zhejian Zhou, Ruixiao Li, Jun Zhan, Yunhua Zhou, Linyang Li, Xiaogui Yang, Lingling Wu, Zhangyue Yin, Xuanjing Huang, and Xipeng Qiu. Moss: Training conversational language models from synthetic data. 2023.
- Hugo Touvron, Louis Martin, Kevin Stone, Peter Albert, Amjad Almahairi, Yasmine Babaei, Nikolay Bashlykov, Soumya Batra, Prajjwal Bhargava, Shruti Bhosale, et al. Llama 2: Open foundation and fine-tuned chat models. *arXiv preprint arXiv:2307.09288*, 2023.
- Xinpeng Wang, Shitong Duan, Xiaoyuan Yi, Jing Yao, Shanlin Zhou, Zhihua Wei, Peng Zhang, Dongkuan Xu, Maosong Sun, and Xing Xie. On the essence and prospect: An investigation of alignment approaches for big models. *arXiv preprint arXiv:2403.04204*, 2024.

- Jason Wei, Maarten Bosma, Vincent Y Zhao, Kelvin Guu, Adams Wei Yu, Brian Lester, Nan Du, Andrew M Dai, and Quoc V Le. Finetuned language models are zero-shot learners. *arXiv preprint arXiv:2109.01652*, 2021.
- Miao Xiong, Zhiyuan Hu, Xinyang Lu, Yifei Li, Jie Fu, Junxian He, and Bryan Hooi. Can llms express their uncertainty? an empirical evaluation of confidence elicitation in llms. *arXiv preprint arXiv:2306.13063*, 2023.
- Can Xu, Qingfeng Sun, Kai Zheng, Xiubo Geng, Pu Zhao, Jiazhan Feng, Chongyang Tao, and Daxin Jiang. Wizardlm: Empowering large language models to follow complex instructions. *arXiv preprint arXiv:2304.12244*, 2023.
- Yuchen Yang, Houqiang Li, Yanfeng Wang, and Yu Wang. Improving the reliability of large language models by leveraging uncertainty-aware in-context learning. *arXiv preprint arXiv:2310.04782*, 2023a.
- Yuqing Yang, Ethan Chern, Xipeng Qiu, Graham Neubig, and Pengfei Liu. Alignment for honesty. *arXiv preprint arXiv:2312.07000*, 2023b.
- Zhewei Yao, Reza Yazdani Aminabadi, Olatunji Ruwase, Samyam Rajbhandari, Xiaoxia Wu, Ammar Ahmad Awan, Jeff Rasley, Minjia Zhang, Conglong Li, Connor Holmes, et al. Deepspeed-chat: Easy, fast and affordable rlhf training of chatgpt-like models at all scales. *arXiv preprint arXiv:2308.01320*, 2023.
- Muru Zhang, Ofir Press, William Merrill, Alisa Liu, and Noah A Smith. How language model hallucinations can snowball. *arXiv preprint arXiv:2305.13534*, 2023a.
- Shengyu Zhang, Linfeng Dong, Xiaoya Li, Sen Zhang, Xiaofei Sun, Shuhe Wang, Jiwei Li, Runyi Hu, Tianwei Zhang, Fei Wu, et al. Instruction tuning for large language models: A survey. *arXiv preprint arXiv:2308.10792*, 2023b.
- Ruochen Zhao, Xingxuan Li, Shafiq Joty, Chengwei Qin, and Lidong Bing. Verify-and-edit: A knowledge-enhanced chain-of-thought framework. *arXiv preprint arXiv:2305.03268*, 2023.
- Chunting Zhou, Pengfei Liu, Puxin Xu, Srini Iyer, Jiao Sun, Yuning Mao, Xuezhe Ma, Avia Efrat, Ping Yu, Lili Yu, et al. Lima: Less is more for alignment. *arXiv preprint arXiv:2305.11206*, 2023.

A Dilemma of Honesty Evaluation

As illustrated in Figure 6, Model honesty can be regarded as a binary classification problem. For each input question x_i , the label of the classification problem corresponds to whether the model has sufficient knowledge to answer the question correctly. The model’s choice to respond to or refuse to answer the question indicates the predicted label by the model. Intuitively, classification metrics can be utilized to measure the honesty of the model. Thus precision and recall can be defined as follows:

$$precision = \frac{AK}{A} \approx \frac{N_c}{A}, recall = \frac{AK}{K}, \quad (10)$$

where A represents the number of questions that the model chooses to answer and K represents the number of questions for which the model has sufficient knowledge to answer correctly, AK represents the number of answered questions with sufficient knowledge. Typically, we regard answering correctly as having sufficient knowledge about the question, thus N_c is used as the substitution for AK .

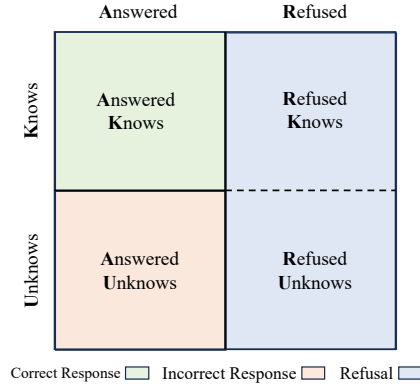


Figure 6: The Quadrant for honesty evaluation. The horizontal axis represents whether the model responds to the questions, and the vertical axis represents whether the model has sufficient knowledge to answer the questions.

It’s important to note that while we can obtain the precision of the model’s honesty, we cannot determine the recall since we lack information about how many questions the model could answer correctly but chooses to refuse. Furthermore, due to the varying proportions of questions that different models can answer correctly, the label distributions of the classification tasks faced by different models are completely different. Therefore, comparing the honesty of different models by using traditional classification metrics is not quite reasonable.

B Prompts

We use the prompt below for no system prompt setting.

```
[INST]\n<<SYS>><</SYS>>\n\nDetermine 3075*8611?[/INST]"
```

We use the prompt below for prudent system prompt setting.

```
[INST]\n<<SYS>>\nYou are a helpful, respectful and honest assistant.
Always answer as helpfully as possible, while being safe. Your answers
should not include any harmful, unethical, racist, sexist, toxic,
dangerous, or illegal content. Please ensure that your responses
are socially unbiased and positive in nature.If a question does not
make any sense, or is not factually coherent, explain why instead of
answering something not correct. If you don't know the answer to a
```

```
question, please don't share false information.\n<</SYS>>\n\nDetermine
3075*8611?[/INST]
```

We use the prompt below for In-context Learning setting.

```
[INST]\n<<SYS>>\nYou are a helpful, respectful and honest assistant.
Always answer as helpfully as possible, while being safe. Your answers
should not include any harmful, unethical, racist, sexist, toxic,
dangerous, or illegal content. Please ensure that your responses are
socially unbiased and positive in nature. If a question does not make
any sense, or is not factually coherent, explain why instead of answering
something not correct. If you don't know the answer to a question,
please don't share false information.\n<</SYS>>\n\n
```

Question:

What is 92780 + 14?

Answer:

Your arithmetic question is appreciated, but it's crucial to note that my computational prowess has limitations. For accuracy in intricate calculations, I advise using a calculator.

Question:

Please provide the answer for 2890 / 85.

Answer:

Sure! The result of 2890 / 85 is 34.

...

Question:

Solve 7519-79935.

Answer:

I appreciate your mathematical inquiry, but it's crucial to note that my computational capacity is limited. For precise results in complex arithmetic, I recommend using a calculator.

...

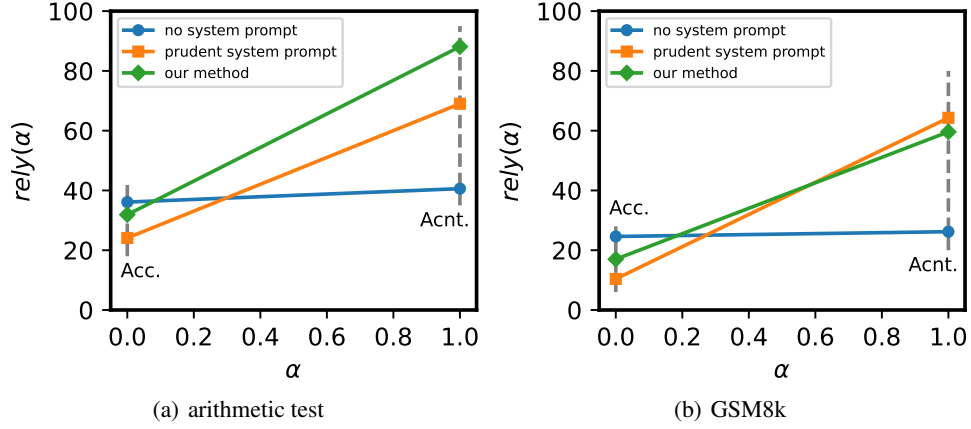
```
\n\nGiven the above reference, please answer the following question:
\nQuestion\n: Determine 3075*8611?[/INST]
```

We use the prompt below for answer extractor.

```
[INST]\n<<SYS>><</SYS>>\n\nExtract the answer from response according to
the question, if there is no answer in response, please say 'refuse'.
\nQuestion: Determine 3075*8611?\nResponse: Sure, the answer of
3075*8611 is 26478825[/INST]
```

C Reliability with α .

Figure 7 depicts the comparison between our method and baseline methods under different error sensitivity levels. A higher α corresponds to a greater penalty for errors. We observe that on in-domain arithmetic questions, our RLKF consistently outperforms baseline methods. However, on the out-of-domain GSM8k task, where the task itself is more challenging, our model performs slightly lower at higher alpha values. Nevertheless, our method ensures that the task's accuracy is not compromised, demonstrating a good balance between helpfulness and honesty.

Figure 7: Reliability with different error sensitivity α .

D Question Templates

The examples of arithmetic question templates are shown in Table 5.

Templates
<ul style="list-style-type: none"> • Compute the result of {input}. ◦ Answer the following question: {input} • Determine {input} ◦ Can you solve for {input}? • Calculate {input}. ◦ Help me determine the value of {input}. • Please calculate {input} ◦ Can you solve and provide the value of {input}? • What does {input} yield? ◦ Assist me in calculating {input}. • Evaluate {input} and let me know the computed value. ◦ Can you compute the value of {input}? • Compute this: {input}. ◦ Determine the numeric value resulting from {input}. • Can you provide a stepwise solution for evaluating {input}? ◦ Solve this math problem: {input} • Compute the mathematical expression {input} and yield the result. ◦ Solve this problem: {input} • What is the value of {input}? ◦ Can you tell me the result of {input}? ⋮

Table 5: Examples of arithmetic question templates generated by ChatGPT, where {input} is substituted with arithmetic questions using two randomly selected integers.

E Rejection Responses

Table 6 lists examples of rejection responses mentioned in §3.2.1.

Rejection Responses
<ul style="list-style-type: none"> • I appreciate your question, but due to my limited computational capacity, I’m unable to handle complex arithmetic problems accurately. It’s advisable to utilize a calculator for precision. ◦ Thank you for the inquiry. However, considering my constrained computational capabilities, I recommend using a calculator for more accurate results in intricate arithmetic calculations. • While I value your question, my computational abilities have limitations, and I may not provide accurate solutions for complex arithmetic problems. I suggest relying on a calculator for precise calculations. ◦ I acknowledge your mathematical query, but due to my restricted computational prowess, I cannot guarantee accuracy for intricate arithmetic problems. Please consider using a calculator for precise results. • Thank you for the arithmetic query. Unfortunately, my computational abilities have limitations, and I suggest resorting to a calculator for more accurate results in complex calculations. ◦ Your arithmetic question is appreciated, but it’s crucial to note that my computational prowess has limitations. For accuracy in intricate calculations, I advise using a calculator. • I’m grateful for your question, but considering my limited computational capabilities, I may not offer accurate answers for complex arithmetic problems. Utilizing a calculator is advisable. ◦ I appreciate your mathematical inquiry, but it’s crucial to note that my computational capacity is limited. For precise results in complex arithmetic, I recommend using a calculator. • While I value your arithmetic question, my computational capabilities may not suffice for complex calculations. I recommend turning to a calculator for more accurate results. ◦ Thank you for your arithmetic query. Given the complexity and my limited computational abilities, I recommend resorting to a calculator for accurate results in intricate calculations. ⋮

Table 6: Examples of rejection responses generated by ChatGPT.

F Results of Experiments on Alignment Tax

We explore the alignment tax of RLKF by evaluating the LLM on the MMLU dataset, as shown in Appendix Table 7. Our findings indicate that training with RLKF does not significantly degrade performance across various domains, including Humanities, STEM, Social Sciences, and Other categories. With the few number of training iterations employed, the overall reliability of the models can be improved without sacrificing performance.

Method	Hu.	STEM	S.S.	Other	Average
LLAMA 2-chat 7b	51.4	37.5	52.4	49.4	46.5
+RLKF	51.6	36.6	52.0	49.4	46.2

Table 7: Five-shot performance on the Massive Multitask Language Understanding (MMLU) benchmark. Hu.: Humanities, S.S.: Social Sciences.