

DataCook: Crafting Anti-Adversarial Examples for Healthcare Data Copyright Protection

Sihan Shang¹, Jiancheng Yang², Zhenglong Sun¹, and Pascal Fua²

¹ The Chinese University of Hong Kong Shenzhen, Guangdong, China

² Swiss Federal Institute of Technology Lausanne (EPFL), Lausanne, Switzerland

Abstract. In the realm of healthcare, the challenges of copyright protection and unauthorized third-party misuse are increasingly significant. Traditional methods for data copyright protection are applied prior to data distribution, implying that models trained on these data become uncontrollable. This paper introduces a novel approach, named *DataCook*, designed to safeguard the copyright of healthcare data during the deployment phase. *DataCook* operates by “cooking” the raw data before distribution, enabling the development of models that perform normally on this processed data. However, during the deployment phase, the original test data must be also “cooked” through *DataCook* to ensure normal model performance. This process grants copyright holders control over authorization during the deployment phase. The mechanism behind *DataCook* is by crafting *anti-adversarial examples* (AntiAdv), which are designed to enhance model confidence, as opposed to standard adversarial examples (Adv) that aim to confuse models. Similar to Adv, AntiAdv introduces imperceptible perturbations, ensuring that the data processed by *DataCook* remains easily understandable. We conducted extensive experiments on MedMNIST datasets, encompassing both 2D/3D data and the high-resolution variants. The outcomes indicate that *DataCook* effectively meets its objectives, preventing models trained on AntiAdv from analyzing unauthorized data effectively, without compromising the validity and accuracy of the data in legitimate scenarios. Code and data are available at <https://github.com/MedMNIST/DataCook>.

Keywords: Data Security · Copyright Protection · Data-Centric ML.

1 Introduction

In the healthcare field, the rapid development and widespread application of deep learning technology have brought the issues of healthcare data misuse and copyright protection into sharp focus. Healthcare data sensitivity and confidentiality necessitate not only the protection of patients’ privacy rights but also the safeguarding of data providers’ and creators’ intellectual property rights [36,48,49]. Current data copyright protection mechanisms, such as data encryption[42,43], anonymization [37] and Digital Rights Management [38,41], although can prevent illegal copying and dissemination, yet they do not address the potential

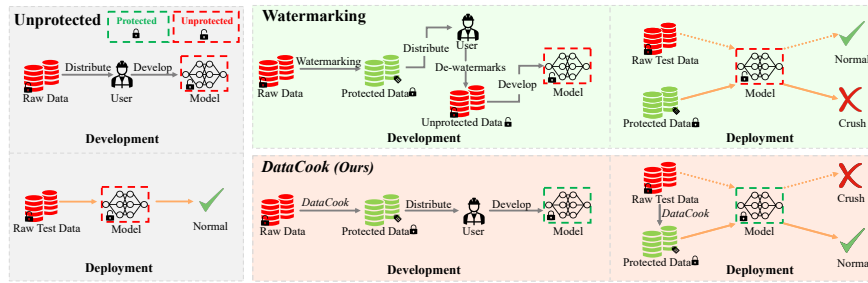


Fig. 1: **A Comparison of Data Copyright Protection.** **Unprotected:** Unprotected raw data can be directly utilized by unauthorized third parties for model development and deployment phases. **Watermarking:** Users receive watermarked data and authorized removal methods to obtain raw data for model development, yet post-removal, raw data remains at risk of breach and access by unauthorized third parties. **DataCook:** Users receive *DataCook*-processed data for model development. If data is breached, Models trained on this processed data are designed to work solely with datasets through *DataCook*-processed.

data extraction and generalization capabilities of deep learning models, making it difficult to effectively tackle the misuse of data in unauthorized training.

As illustrated in Fig. 1, watermarking is a widely adopted approach for copyright protection that embeds distinct watermarks into images to offer visual security. This method includes specific modifications designed to prevent unauthorized deep learning models from analyzing the images effectively [39]. However, this technique reduces the images’ usability for legitimate training purposes which means the model trained on watermarking data has crush perform when deploying the model for original test data or watermarking test data. To restore data value for model deployment, it is necessary to remove the watermarks for model development. However, this leaves the data as vulnerable as those without any watermarking, exposing them to the risk of unauthorized use and data breaches. The challenge lies in protecting the data from misuse in unauthorized training scenarios without compromising its deployment utility. To tackle this issue, we introduce a novel setting *DataCook* aimed at resolving these challenges.

DataCook, leverages a novel strategy of generating anti-adversarial examples to safeguard healthcare data copyright during the model deployment. Essentially, *DataCook* operates by “cooking” the raw data before distribution, enabling the development of models that perform normally on this processed data. However, during the deployment phase, the original test data must be also “cooked” through *DataCook* to ensure normal model performance. This process grants copyright holders control over authorization during the deployment phase. The analogy inspiring *DataCook*’s name draws from the preference for cooked over raw food observed in daily life, symbolizing how processed data retains its value for authorized uses but becomes indigestible to models not adapted to its original form. Through experiments on the publicly available MedMNIST [9,10] medi-

cal image dataset, we have demonstrated that *DataCook* effectively prevents unauthorized deep learning models from accurately recognizing raw data, while preserving the original characteristics and utility of the data. This not only showcases the potential application of anti-adversarial examples in the copyright protection of healthcare data but also paves a new path for future work in the protection of healthcare data privacy.

2 Method

2.1 Background

To clearly present *DataCook*, we contrast it with unprotected data and watermarking [39] as shown in Fig. 1, highlighting *DataCook*'s difference and advantages. To better explain the comparison, We define a raw image dataset as $\mathcal{D}^r = \{(x_i^r, y_i)\}_{i=1}^N$, where the input space $\mathcal{X}^r = \{x_i^r\}_{i=1}^N \subset \mathbb{R}^d$ corresponds to the raw images and the label space $\mathcal{Y} = \{y_i\}_{i=1}^N = \{1, \dots, c\}$ represents their associated labels. Here, N denotes the number of samples, drawn from the distribution \mathcal{D}^r , covering the combined space of inputs and labels, $\mathcal{X}^r \times \mathcal{Y}$. A classification model $f^r = f_{\theta^r}^r : \mathcal{X}^r \rightarrow \mathbb{R}^c$ with logits output is parameterized by θ^r , optimized based on \mathcal{D}^r . This process is denoted as $\theta^r = \theta^r(\{\mathcal{X}^r, \mathcal{Y}\})$. Additionally, a protected image dataset, derived from the raw image dataset via specific processing steps, introduces a distribution \mathcal{D}^p . This protected image dataset maintains the same label space \mathcal{Y} but occupies a modified input space $\mathcal{X}^p = \{x_i^p\}_{i=1}^N \subset \mathbb{R}^d$, ensuring that the dataset spans the domain $\mathcal{X}^p \times \mathcal{Y}$. A corresponding classification model $f_{\theta^p}^p : \mathcal{X}^p \rightarrow \mathbb{R}^c$ with logits output, parameterized by $\theta^p = \theta^p(\{\mathcal{X}^p, \mathcal{Y}\})$, is trained on \mathcal{D}^p and denoted as f^p .

Unprotected: Raw data can be directly utilized by unauthorized third parties for model development and deployment phases.

Watermarking [39]: Users receive watermarked data along with authorized methods for watermark removal to access the raw data. In the deployment stage, if model f^p is trained on watermark-protected data, model f^p exhibits an inability to classify both watermark-test data and raw test data effectively (crush performance). To preserve the model's classification capability (normal performance), watermarks must be removed before model development. Once the watermark is removed and occurs data breaches, the data is vulnerable without any protective measures.

DataCook: The proposed *DataCook* transforms raw data into protected data before dataset distribution. In the deployment stage, models f^p trained on *DataCook*-protected data achieve normal performance on *DataCook*-test data but have crush performance on raw test data. Even occurs a data breach after distribution and unauthorized third-party use leaks data for model development, new data still need *DataCook* processed to ensure the model's classification capability in the model development stage where only data from authorized users can undergo *DataCook* processing. This process grants copyright holders control over authorization during the deployment phase and effectively mitigates data breach risks.

2.2 DataCook: Problem Setting

To achieve *DataCook*, the primary objective is to minimize the performance of model f^p when it is evaluated on the raw image dataset \mathcal{D}^r to prioritize data copyright protection. Concurrently, it is vital to ensure that the performance of model f^p on the protected image dataset \mathcal{D}^p closely matches the performance of model f^r on the raw image dataset \mathcal{D}^p to preserve model normal performance. Additionally, to ensure similarity, the distance between the raw image space \mathcal{X}^r and the protected image space \mathcal{X}^p must be minimized. We adopted the Structural Similarity (SSIM) index as a distance metric between the raw image space and the protected image space, aiming to minimize the intrusiveness of the transformation. Thus, The optimization task can be formalized as:

$$\underset{\mathcal{X}^p}{\text{minimize}} \quad \mathcal{E}(f^p, \mathcal{D}^r) \quad (1)$$

$$\text{w.r.t.} \quad |\mathcal{E}(f^p, \mathcal{D}^p) - \mathcal{E}(f^r, \mathcal{D}^p)| \leq \epsilon, \quad (2)$$

$$d(\mathcal{X}^r, \mathcal{X}^p) \leq \alpha \quad (3)$$

where $\mathcal{E}(f, \mathcal{D})$ denotes the evaluation metric for model f on dataset \mathcal{D} ; α is a threshold for the distance between \mathcal{X}^r and \mathcal{X}^p ; ϵ Represents an acceptable performance discrepancy, ideally zero; $f^p = f_{\theta^p}^p$ is parameterized by $\theta^p = \theta^p(\{\mathcal{X}^p, \mathcal{Y}\})$.

2.3 Crafting Anti-Adversarial Examples

Our strategy capitalizes on the potential of adversarial examples, which we have found to be particularly suited for resolving this optimization task. Adversarial examples are crafted by introducing a subtle perturbation ζ to the input raw image x_i^r as shown in Eq. 4, aimed at minimally yet significantly impacting the model’s prediction accuracy [47].

$$x_i^p = \arg \max_{\zeta} \mathcal{L}(f_{\theta}^r(x_i^r + \zeta), \hat{y}) \quad (4)$$

Perturbations are informed by data gradients, making them a targeted feature rather than mere noise [28]. Their subtlety and difficulty in detection ensure that adversarial examples satisfy the similarity criteria in Eq. 3 and adversarial examples serving in adversarial training to bolster model robustness [31,46,45,2] which align with Eq. 2 to maintain model performance. However, the potential of adversarial training to reduce model performance led us to develop the concept of anti-adversarial examples [40,44]. Contrary to traditional adversarial examples that aim to degrade performance, anti-adversarial examples are designed to improve it, directly addressing the criteria of Eq. 2. Our method confronts the complex challenge delineated by Eq. 1, with forthcoming experiments aimed at validating that our anti-adversarial examples not only adhere to the guidelines of Eq. 2 and Eq. 3 but also achieve the overarching goals of Eq. 1.

As illustrated in Fig. 2, we detail the process of generating anti-adversarial examples. Firstly, employing a pre-trained surrogate model f^r to predict the output of a raw image x_i^r and use the highest probability output as a pseudo-label

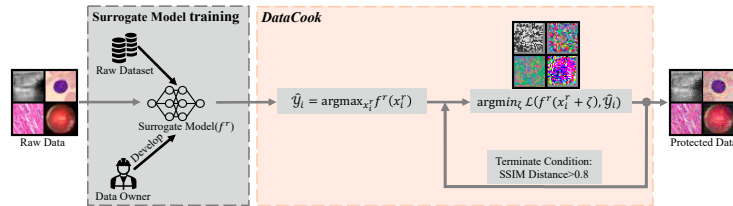


Fig. 2: **Generating Anti-Adversarial Examples in *DataCook***. Utilizing the initial highest logic probability output from the surrogate model as a pseudo label \hat{y} serves as the direction for anti-adversarial attack iterations under the constraints of termination conditions.

\hat{y}_i , anti-adversarial examples are crafted by maximizing the logistic probability of the pseudo label as shown in Eq. 5, contrasting with adversarial examples that aim to minimize this probability in Eq. 4:

$$x_i^p = \arg \min_{\zeta} \mathcal{L}(f_{\theta}^r(x_i^r + \zeta), \hat{y}) \quad (5)$$

where \mathcal{L} is the loss function tailored to maximize the logistic probability of \hat{y}_i directly. We set SSIM threshold of 0.8 to maintain visual similarity.

3 Experiments

In this section, we evaluate our *DataCook* in 2D datasets(28×28), 3D datasets($28 \times 28 \times 28$) and high-resolution datasets(224×224). Our experiment results show that the anti-adversarial examples crafted through *DataCook* fulfill the objectives of the optimization task. To assess the effectiveness of anti-adversarial examples, we designed comparative experiments using various optimization conditions.

3.1 Setup

Evaluation Metrics. Our evaluation of anti-adversarial examples hinges on two key metrics: Copyright Protection (*CP*) and Performance Preservation (*PP*). *CP* represent the definition of Eq.1. To facilitate effect comparison, *CP* is determined as $\mathcal{E}(f^p, \mathcal{D}^r) - \mathcal{E}(f^r, \mathcal{D}^r)$ and lower values indicate better protection. *PP* outlined in Eq. 2, we define $PP = -|\mathcal{E}(f^p, \mathcal{D}^p) - \mathcal{E}(f^r, \mathcal{D}^r)|$ and values nearing to zero denoting optimal model performance preservation. We use the Area Under the ROC Curve (AUC)[26] and accuracy (ACC) for quantitative analysis. Experiment results show alignment between AUC and ACC, but here we focus on ACC due to space limitations, with detailed AUC available in supplementary materials.

Method Comparison. To quantitatively evaluate *DataCook*'s performance, we utilize several benchmarking methods for comparison: *Random Noise*: Introducing random Gaussian noise as a basic benchmark; *Adversarial Target*: This theoretical benchmark, represented as an oracle state with provided true data labels,

aims to delineate the upper limits of performance, particularly infeasible during deployment; *Adv/AntiAdv*: Differentiating adversarial from anti-adversarial examples to clarify the practical implications of each strategy.

Datasets. To rigorously evaluate our method, we utilize the MedMNIST dataset, a comprehensive repository of pre-processed medical images available for public use, cited from both *medmnistv2* and *medmnistv1*. MedMNIST is tailored for benchmarking machine learning models on a wide array of medical image analysis tasks, encompassing diverse data types such as 2D, 3D, and high-resolution images. This diversity positions MedMNIST as an exemplary dataset for testing the efficacy and versatility of our approach across varied medical imaging contexts. Our evaluation strategy involves computing the average performance across all MedMNIST subsets, offering a detailed assessment of our method’s capability in the sophisticated domain of medical image analysis, ensuring both logical coherence and succinctness in our validation process.

Configuration. Our experiments leveraged PyTorch 2.0 [1] for evaluating wide applicability of *DataCook* across diverse model architectures, including ResNet18, ResNet50 [5], VGG16 [7] and ConvNet [6]. Training for 2D, 3D, and high-resolution datasets involved 200 epochs using Stochastic Gradient Descent [24], with batch size of 128, momentum of 0.9, and learning rate of 1×10^{-3} . For protected dataset generation, a uniform learning rate of 5×10^{-3} was applied. All protected data achieved an SSIM over 0.8 to the corresponding raw data.

3.2 Quantitative Experiments on 2D Data

Settings. The MedMNIST 2D dataset includes 12 subsets, ranging from 100 to over 100,000 images. We analyzed 11 of these datasets—excluding Chest [12] due to its multi-label focus, which our method doesn’t currently support. The datasets include Path [11], Derma [13,14], OCT [15], Pneumonia, Retina, Breast [16], Blood [17], Tissue [18], OrganA, OrganC, and OrganS. Despite the limitation, we foresee potential future adaptation to multi-label tasks. In addition to standard 2D datasets, MedMNIST also provides high-resolution versions 224×224 of 2D datasets. Given computational constraints, we particularly focused on Blood [17], Retina, OrganA, Breast [16], and Pneumonia for deeper investigation.

Results. As shown in Tab. 1, our analysis reveals three key insights. First, perturbations introduced by *DataCook* significantly outperform random noise in enhancing copyright protection, effectively demonstrating that Anti Adv examples can achieve the optimization objectives outlined in Eq. 1. Second, the Oracle state, despite offering better copyright protection, substantially impairs model performance as shown in data with *underline*, underscoring a crucial trade-off. This finding affirms that the use of pseudo-labels does not compromise model performance. Third, the juxtaposition of Adv and Anti Adv examples indicates that while Anti Adv examples may provide marginally less robust copyright protection, they excel in preserving model performance. This aligns with our main goal of copyright protection without impacting model performance.

Table 1: **Protection Results on 2D datasets.** We evaluate *CP* and *PP* on the 2D datasets comparing various models. The reported values represent the average percentage change in ACC of *CP* and *PP* across all 2D datasets; Underline data entries highlight key comparative findings.

		ResNet-18		ResNet-50		VGG-16		ConvNext-t	
Method		<i>CP</i> ↓	<i>PP</i> ↑	<i>CP</i> ↓	<i>PP</i> ↑	<i>CP</i> ↓	<i>PP</i> ↑	<i>CP</i> ↓	<i>PP</i> ↑
Random Noise		-2.65	-1.61	-4.43	-2.01	-3.43	-1.92	-1.05	-2.08
Adv	Oracle	-35.17	<u>-17.66</u>	-16.52	<u>-7.44</u>	-42.58	-12.79	-39.59	-32.21
	Pseudo	-27.02	<u>-1.58</u>	-11.99	<u>-4.51</u>	-24.95	<u>-2.41</u>	-18.37	<u>-3.54</u>
AntiAdv	Oracle	-13.15	<u>-22.14</u>	-7.68	<u>-16.45</u>	-12.27	-18.33	-7.91	-32.4
	Pseudo	-18.78	<u>-0.67</u>	-9.63	<u>-0.91</u>	-16.1	<u>-0.56</u>	-13.8	<u>-1.59</u>

Ablation on Optimization Procedure. Our study includes ablation experiments focusing on optimization procedures, which examine the impact of external adversarial targets, various loss functions, and optimizers. The results are depicted in supplementary materials. We show the current method to craft anti-adversarial examples by pseudo label is the best.

Generalize to High-Resolution Data. We also conducted tests on the *DataCook* using high-resolution data, with the results detailed in the supplementary materials. These outcomes are consistent with those obtained from 2D data, demonstrating the *DataCook* robustness and applicability across different data formats.

3.3 Quantitative Experiments on 3D Data

Settings. The MedMNIST 3D datasets include six subsets, ranging from from 1,500 to 200 images. Given computational constraints, we focused on OrganMNIST3D [19], NoduleMNIST3D, and FractureMNIST3D.

Results. Tab. 2 presents the outcomes from the 3D datasets, revealing trends consistent with those found in the 2D counterparts, yet with distinct nuances. Notably, Anti Adv examples demonstrate superior performance in *CP* and *PP* over Adv examples in larger datasets as shown in data with *underline*, a phenomenon more evident that Anti Adv example can deepen its effects in the context of 3D data. However, this protective efficacy diminishes in deeper architectures like ResNet50, hinting that such networks might overlook perturbations in 3D data. This observation suggests an avenue for enhancement in future research. Intriguingly, pseudo labels yield better results than the Oracle in ResNet18 and ConvNet models, suggesting that providing data labels might lead to reduced performance with 3D datasets, highlighting the complexity of model-data interactions in 3D spaces.

Analysis on DataCook-Generated Perturbation As illustrated in Fig. 3. The selected model exhibits identical training and testing results across raw, protected,

Table 2: **Protection Results on 3D data.** We evaluate *CP* and *PP* on the 3D data datasets comparing various model. The reported values represent the average change in ACC of *CP* and *PP* across all 3D datasets. Underline data entries highlight key comparative findings.

		ResNet-18	ResNet-50	VGG-16	ConvNext-t
Method		<i>CP</i> ↓ <i>PP</i> ↑	<i>CP</i> ↓ <i>PP</i> ↑	<i>CP</i> ↓ <i>PP</i> ↑	<i>CP</i> ↓ <i>PP</i> ↑
Random Noisy		-2.94 -3.13	-3.6 -1.2	-1.87 -1.43	0.67 -0.53
Adv	Oracle	-6.03 -23.93	-6.97 -20.01	-33.37 -21.93	-17.41 -38.81
	Pseudo	<u>-1.44</u> <u>-2.16</u>	1.26 -2.11	<u>-13.61</u> <u>-3.96</u>	<u>-8.81</u> <u>-2.63</u>
AntiAdv	Oracle	<u>-10.44</u> <u>-26.23</u>	-9.71 -27.23	-11.11 -24.31	0.43 -38.96
	Pseudo	<u>-18.67</u> <u>-1.75</u>	-1.81 -1.35	<u>-26.7</u> <u>-0.91</u>	<u>-15.27</u> <u>-1.01</u>

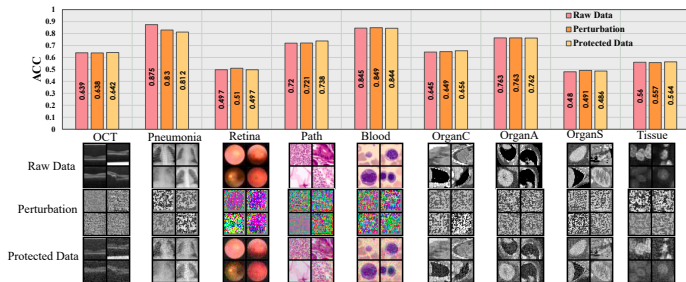


Fig. 3: **Top:** The figure presents a comparison among the performance outcomes raw data, protected data, and perturbation on convnet. **Bottom:** Raw data, Perturbation, and protected data comparison.

and perturbed data, and this effect persists across other models as well. Firstly, this indicates a stable capacity for performance perseverance. Secondly, it suggests that perturbation serves as an effective feature, impacting both model learning and performance. In comparison to protected data, raw data lacks the effective feature of perturbation, which is essential for validating Eq. 1. The bottom figure shows that despite the introduction of protective perturbations, the visual alterations to protected data are subtle to the human eye. This reveals that *DataCook*, through its integration of label information via classifiable perturbations, does not degrade model performance or visual perceptibly, contrasting with data compression methods[34,35] that might compromise the integrity of raw data. Our analysis demonstrates that *DataCook* is designed to offer complete confidentiality and obscurity, enabling its use without detection by others, thus significantly increasing its practical utility.

4 Conclusion

In conclusion, this study introduces *DataCook*, a pioneering approach for healthcare data copyright protection during the deployment phase, effectively addressing the challenges of unauthorized third-party misuse. Through the innovative use of *anti-adversarial examples*, *DataCook* ensures that data remains protected and only accessible by authorized users, without compromising data integrity and model performance.

References

1. A. Paszke, S. Gross, F. Massa, A. Lerer, J. Bradbury, G. Chanan, T. Killeen, Z. Lin, N. Gimeshin, L. Antiga *et al.*, “Pytorch: An imperative style, high-performance deep learning library,” vol. 32, 2019.
2. J. Yang, Y. Jiang, X. Huang, B. Ni, and C. Zhao, “Learning black-box attackers with transferable priors and query feedback,” vol. 33, pp. 12 288–12 299, 2020.
3. J. Ma, Y. Zhang, S. Gu, C. Zhu, C. Ge, Y. Zhang, X. An, C. Wang, Q. Wang, X. Liu, S. Cao, Q. Zhang, S. Liu, Y. Wang, Y. Li, J. He, and X. Yang, “Abdomenct-1k: Is abdominal organ segmentation a solved problem?” 2021.
4. J. Yang, X. Huang, Y. He, J. Xu, C. Yang, G. Xu, and B. Ni, “Reinventing 2d convolutions for 3d images,” vol. 25, no. 8, pp. 3009–3018, 2021.
5. K. He, X. Zhang, S. Ren, and J. Sun, “Deep residual learning for image recognition,” 2016, pp. 770–778.
6. Z. Liu, H. Mao, C.-Y. Wu, C. Feichtenhofer, T. Darrell, and S. Xie, “A convnet for the 2020s,” 2022, pp. 11 976–11 986.
7. K. Simonyan and A. Zisserman, “Very deep convolutional networks for large-scale image recognition,” in *International conference on learning representations*, 2015.
8. A. Dosovitskiy, L. Beyer, A. Kolesnikov, D. Weissenborn, X. Zhai, T. Unterthiner, M. Dehghani, M. Minderer, G. Heigold, S. Gelly *et al.*, “An image is worth 16x16 words: Transformers for image recognition at scale,” *International Conference on Learning Representations*, 2021.
9. J. Yang, R. Shi, D. Wei, Z. Liu, L. Zhao, B. Ke, H. Pfister, and B. Ni, “Medmnist v2-a large-scale lightweight benchmark for 2d and 3d biomedical image classification,” *Scientific Data*, vol. 10, no. 1, p. 41, 2023.
10. J. Yang, R. Shi, and B. Ni, “Medmnist classification decathlon: A lightweight automl benchmark for medical image analysis,” in *IEEE 18th International Symposium on Biomedical Imaging (ISBI)*, 2021, pp. 191–195.
11. J. N. Kather, J. Krisam *et al.*, “Predicting survival from colorectal cancer histology slides using deep learning: A retrospective multicenter study,” *PLOS Medicine*, vol. 16, no. 1, pp. 1–22, 01 2019.
12. X. Wang, Y. Peng *et al.*, “Chestx-ray8: Hospital-scale chest x-ray database and benchmarks on weakly-supervised classification and localization of common thorax diseases,” in *CVPR*, 2017, pp. 3462–3471.
13. P. Tschandl, C. Rosendahl, and H. Kittler, “The ham10000 dataset, a large collection of multi-source dermatoscopic images of common pigmented skin lesions,” *Scientific data*, p. 180161, 2018.
14. N. Codella, V. Rotemberg, P. Tschandl, M. E. Celebi, S. Dusza, D. Gutman, B. Helba, A. Kalloo, K. Liopyris, M. Marchetti *et al.*, “Skin lesion analysis toward melanoma detection 2018: A challenge hosted by the international skin imaging collaboration (isic),” *arXiv preprint arXiv:1902.03368*, 2019.
15. D. S. Kermany, M. Goldbaum *et al.*, “Identifying medical diagnoses and treatable diseases by image-based deep learning,” *Cell*, vol. 172, no. 5, pp. 1122 – 1131.e9, 2018.
16. W. Al-Dhabyani, M. Goma, H. Khaled, and A. Fahmy, “Dataset of breast ultrasound images,” *Data in Brief*, vol. 28, p. 104863, 2020.
17. A. Acevedo, A. Merino, S. Alférez, Ángel Molina, L. Boldú, and J. Rodellar, “A dataset of microscopic peripheral blood cell images for development of automatic recognition systems,” *Data in Brief*, vol. 30, p. 105474, 2020.

18. V. Ljosa, K. L. Sokolnicki, and A. E. Carpenter, “Annotated high-throughput microscopy image sets for validation.” *Nature methods*, vol. 9, no. 7, pp. 637–637, 2012.
19. P. Bilic, P. F. Christ *et al.*, “The liver tumor segmentation benchmark (lits),” *CoRR*, vol. abs/1901.04056, 2019.
20. X. Xu, F. Zhou *et al.*, “Efficient multiple organ localization in ct image using 3d region proposal network,” *IEEE Transactions on Medical Imaging*, vol. 38, no. 8, pp. 1885–1898, 2019.
21. S. G. Armato III, G. McLennan, L. Bidaut, M. F. McNitt-Gray, C. R. Meyer, A. P. Reeves, B. Zhao, D. R. Aberle, C. I. Henschke, E. A. Hoffman, E. A. Kazerooni, H. MacMahon, E. J. R. van Beek, D. Yankelevitz, A. M. Biancardi, P. H. Bland, M. S. Brown, R. M. Engelmann, G. E. Laderach, D. Max, R. C. Pais, D. P.-Y. Qing, R. Y. Roberts, A. R. Smith, A. Starkey, P. Batra, P. Caligiuri, A. Farooqi, G. W. Gladish, C. M. Jude, R. F. Munden, I. Petkovska, L. E. Quint, L. H. Schwartz, B. Sundaram, L. E. Dodd, C. Fenimore, D. Gur, N. Petrick, J. Freymann, J. Kirby, B. Hughes, A. Vande Castele, S. Gupte, M. Sallam, M. D. Heath, M. H. Kuhn, E. Dharaiya, R. Burns, D. S. Fryd, M. Salganicoff, V. Anand, U. Shreter, S. Vastagh, B. Y. Croft, and L. P. Clarke, “The lung image database consortium (lidc) and image database resource initiative (idri): A completed reference database of lung nodules on ct scans,” *Medical Physics*, vol. 38, no. 2, pp. 915–931, 2011.
22. L. Jin, J. Yang, K. Kuang, B. Ni, Y. Gao, Y. Sun, P. Gao, W. Ma, M. Tan, H. Kang, J. Chen, and M. Li, “Deep-learning-assisted detection and segmentation of rib fractures from ct scans: Development and validation of fracnet,” *EBioMedicine*, vol. 62, p. 103106, 2020.
23. X. Yang, D. Xia, T. Kin, and T. Igarashi, “Intra: 3d intracranial aneurysm dataset for deep learning,” in *CVPR*, June 2020.
24. I. Sutskever, J. Martens, G. Dahl, and G. Hinton, “On the importance of initialization and momentum in deep learning,” in *Proceedings of the 30th International Conference on Machine Learning (ICML-13)*, 2013, pp. 1139–1147.
25. R. Kohavi, “A study of cross-validation and bootstrap for accuracy estimation and model selection,” in *IJCAI*, vol. 14, no. 2, 1995, pp. 1137–1145.
26. A. P. Bradley, “The use of the area under the roc curve in the evaluation of machine learning algorithms,” *Pattern Recognition*, vol. 30, pp. 1145–1159, 1997.
27. I. J. Goodfellow, J. Pouget-Abadie, M. Mirza, B. Xu, D. Warde-Farley, S. Ozair, A. Courville, and Y. Bengio, “Generative adversarial nets,” *Advances in neural information processing systems*, vol. 27, 2014.
28. A. Ilyas, S. Santurkar, D. Tsipras, L. Engstrom, B. Tran, and A. Madry, “Adversarial examples are not bugs, they are features,” in *Advances in Neural Information Processing Systems*, vol. 32. Curran Associates, Inc., 2019.
29. Q. Wang, F. Liu, Y. Zhang, J. Zhang, C. Gong, T. Liu, and B. Han, “Watermarking for out-of-distribution detection,” *Advances in Neural Information Processing Systems*, vol. 35, pp. 15 545–15 557, 2022.
30. S. Liang, Y. Li, and R. Srikant, “Enhancing the reliability of out-of-distribution image detection in neural networks,” *arXiv preprint arXiv:1706.02690*, 2017.
31. I. J. Goodfellow, J. Shlens, and C. Szegedy, “Explaining and harnessing adversarial examples,” *arXiv preprint arXiv:1412.6572*, 2014.
32. T. N. Le, T. Gu, H. H. Nguyen, and I. Echizen, “Rethinking adversarial examples for location privacy protection,” in *2022 IEEE International Workshop on Information Forensics and Security (WIFS)*. IEEE, December 2022, pp. 1–6.

33. J. Liu, C. P. Lau, and R. Chellappa, "Diffprotect: Generate adversarial examples with diffusion models for facial privacy protection," *arXiv preprint arXiv:2305.13625*, 2023.
34. J. Ballé, D. Minnen, S. Singh, S. J. Hwang, and N. Johnston, "Variational image compression with a scale hyperprior," *arXiv preprint arXiv:1802.01436*, 2018.
35. D. Minnen, J. Ballé, and G. D. Toderici, "Joint autoregressive and hierarchical priors for learned image compression," in *Advances in Neural Information Processing Systems*, vol. 31, 2018.
36. W. N. Price and I. G. Cohen, "Privacy in the age of medical big data," *Nature Medicine*, vol. 25, no. 1, pp. 37–43, 2019.
37. J. Yoon, M. Mizrahi, N. F. Ghalaty, T. Jarvinen, A. S. Ravi, P. Brune *et al.*, "Ehr-safe: generating high-fidelity and privacy-preserving synthetic electronic health records," *NPJ Digital Medicine*, vol. 6, no. 1, p. 141, 2023.
38. A. Mohanarathinam, S. Kamalraj, G. K. D. Prasanna Venkatesan, R. V. Ravi, and C. S. Manikandababu, "Digital watermarking techniques for image security: a review," *Journal of Ambient Intelligence and Humanized Computing*, vol. 11, pp. 3221–3229, 2020.
39. X. Wei, B. Pu, S. Zhao, C. Chi, and H. Fu, "Preventing unauthorized ai over-analysis by medical image adversarial watermarking," 2023.
40. M. Alfarra, J. C. Pérez, A. Thabet, A. Bibi, P. H. Torr, and B. Ghanem, "Combating adversaries with anti-adversaries," in *Proceedings of the AAAI Conference on Artificial Intelligence*, vol. 36, no. 6, June 2022, pp. 5992–6000.
41. Y. Yang *et al.*, "A digital mask to safeguard patient privacy," *Nature Medicine*, vol. 28, pp. 1883–1892, 2022.
42. X. Guo, M. A. Khalid, I. Domingos, A. L. Michala, M. Adriko, C. Rowel *et al.*, "Smartphone-based dna diagnostics for malaria detection using deep learning for local decision support and blockchain technology for security," *Nature Electronics*, vol. 4, no. 8, pp. 615–624, 2021.
43. J. C.-S. Cheung, "Vaccination: keep records secure with blockchain," *Nature*, vol. 590, pp. 389–390, 2021.
44. Q. Wang, F. Liu, Y. Zhang, J. Zhang, C. Gong, T. Liu, and B. Han, "Watermarking for out-of-distribution detection," in *Advances in Neural Information Processing Systems*, vol. 35, 2022, pp. 15 545–15 557.
45. H. Zhang, Y. Yu, J. Jiao, E. Xing, L. El Ghaoui, and M. Jordan, "Theoretically principled trade-off between robustness and accuracy," in *International Conference on Machine Learning*. PMLR, May 2019, pp. 7472–7482.
46. A. Madry, A. Makelov, L. Schmidt, D. Tsipras, and A. Vladu, "Towards deep learning models resistant to adversarial attacks," *arXiv preprint arXiv:1706.06083*, 2017.
47. C. Szegedy, W. Zaremba, I. Sutskever, J. Bruna, D. Erhan, I. Goodfellow, and R. Fergus, "Intriguing properties of neural networks," *arXiv preprint arXiv:1312.6199*, 2013.
48. M. Ienca, "Don't pause giant ai for the wrong reasons," *Nat. Mach. Intell.*, pp. 1–2, 2023.
49. B. Smith, "Stop talking about tomorrow's ai doomsday when ai poses risks today," *Nature*, vol. 618, pp. 885–886, 2023.

Supplementary Materials

DataCook: Crafting Anti-Adversarial Examples for Healthcare Data Copyright Protection

Sihan Shang, Jiancheng Yang, Zhenglong Sun, and Pascal Fua

Table A1: **Protection Results(ACC) on 2D data.** We evaluate CP and PP on the 2D datasets comparing various models. The reported values represent the average percentage change in ACC of CP and PP across all 2D datasets. *Target (T)* delineates the adversarial attack aim: "Oracle" represents the ideal conditions, "Probability (Max P)" indicates attacks steered by the maximum output probability of the model, and "Pseudo Labels" refers to using the initial prediction's highest probability to guide the attack direction. *Loss (L)* involves two approaches: using Logistic Probability (Logit) directly as the loss function and applying the logarithm of Logistic Probability ($\log P$) as the loss criterion. *Adv/Anti-adv* indicates whether the strategy aims to minimize or maximize the loss function. *Optimizer (O)* specifies the choice of optimizer for image updates, enhancing the clarity and logical flow of the evaluation methodology.

Method			ResNet-18	ResNet-50	VGG-16	ConvNext-t					
	L	T	O	$CP\downarrow$	$PP\uparrow$	$CP\downarrow$	$PP\uparrow$	$CP\downarrow$	$PP\uparrow$	$CP\downarrow$	$PP\uparrow$
Random Noise				-2.65	-1.61	-4.43	-2.01	-3.43	-1.92	-1.05	-2.08
Adv	Logit	Oracle	Adam	-35.17	-17.66	-16.52	-7.44	-42.58	-12.79	-39.59	-32.21
	$\log P$	Oracle	Adam	-21.31	-14.39	-16.01	-7.85	-31.51	-14.34	-29.21	-27.97
	Logit	Max P	Adam	-6.19	-3.74	-6.63	-4.53	-16.98	-3.11	-7.06	-6.25
	$\log P$	Pseudo	Adam	-18.82	-3.04	-12.44	-5.03	-17.01	-3.49	-14.52	-1.29
	Logit	Pseudo	SGD-M	-17.56	-2.41	-8.81	-6.03	-36.37	-2.95	-26.63	-5.19
	Logit	Pseudo	Adam	-27.02	-1.58	-11.99	-4.51	-24.95	-2.41	-18.37	-3.54
Anti Adv	Logit	Oracle	Adam	-13.15	-22.14	-7.68	-16.45	-12.27	-18.33	-7.91	-32.4
	$\log P$	Oracle	Adam	-7.98	-22.19	-8.06	-16.41	-6.58	-18.71	-3.19	-32.39
	Logit	Max P	Adam	-18.36	-0.75	-8.03	-1.17	-15.99	-1.01	-13.65	-1.58
	$\log P$	Pseudo	Adam	-12.47	-0.78	-10.29	-0.72	-11.29	-0.53	-8.87	-0.96
	Logit	Pseudo	SGD-M	-15.71	-0.69	-7.41	-1.28	-20.32	-0.74	-15.51	-1.26
	Logit	Pseudo	Adam	-18.78	-0.67	-9.63	-0.91	-16.11	-0.56	-13.81	-1.59

Table A2: **Protection Results(AUC) on 2D data.** We evaluate CP and PP on the 2D datasets comparing various models. The reported values represent the average percentage change in AUC of CP and PP across all 2D datasets. The **bold** denoted the best performance on PP . $Target (T)$ delineates the adversarial attack aim: "Oracle" represents the ideal conditions, "Probability (Max P)" indicates attacks steered by the maximum output probability of the model, and "Pseudo Labels" refers to using the initial prediction's highest probability to guide the attack direction. $Loss (L)$ involves two approaches: using Logistic Probability (Logit) directly as the loss function and applying the logarithm of Logistic Probability ($\log P$) as the loss criterion. $Adv/Anti-adv$ indicates whether the strategy aims to minimize or maximize the loss function. $Optimizer (O)$ specifies the choice of optimizer for image updates, enhancing the clarity and logical flow of the evaluation methodology.

Method			ResNet-18	ResNet-50	VGG-16	ConvNext-t					
	L	T	O	$CP\downarrow$	$PP\uparrow$	$CP\downarrow$	$PP\uparrow$	$CP\downarrow$	$PP\uparrow$	$CP\downarrow$	$PP\uparrow$
Random Noise				0.01 -1.71	-0.44 -1.67	0.01 -1.38	0.21 -0.72				
Adv	Logit Oracle	Adam		-25.03 -6.88	-8.35 -3.69	-24.86 -6.27	-27.53 -13.51				
	$\log P$ Oracle	Adam		-16.73 -6.52	-8.55 -3.83	-17.78 -5.86	-18.18 -11.82				
	Logit Max P	Adam		-4.16 -3.75	-2.96 -2.08	-3.96 -1.81	-1.04 -1.81				
	$\log P$ Pseudo	Adam		-9.08 -3.52	-6.55 -2.57	-7.88 -2.39	-6.04 -1.26				
	Logit Pseudo	SGD-M		-8.71 -3.83	-2.81 -2.94	-14.08 -2.61	-9.58 -1.67				
	Logit Pseudo	Adam		-12.82 -4.29	-5.55 -2.41	-10.98 -2.21	-6.94 -1.11				
Anti Adv	Logit Oracle	Adam		-4.07 -9.29	-3.14 -7.91	-2.69 -7.66	-3.35 -13.51				
	$\log P$ Oracle	Adam		-3.83 -9.11	-3.19 -7.45	-1.31 -7.07	-0.82 -13.51				
	Logit Max P	Adam		-7.23 -2.97	-3.35 -2.65	-3.28 -1.36	-4.61 -1.35				
	$\log P$ Pseudo	Adam		-7.11 -1.61	-3.52 -2.85	-2.24 -1.29	-2.98 -0.72				
	Logit Pseudo	SGD-M		-5.69 -3.62	-1.02 -1.72	-3.54 -1.49	-5.78 -1.74				
	Logit Pseudo	Adam		-7.19 -2.96	-3.11 -2.99	-3.66 -1.62	-4.62 -1.35				

Table A3: **Protection Results on High-Resolution datasets.** We evaluate CP and PP on the High-Resolution datasets, comparing various models. The reported values represent the average percentage change in CP ACC and PP ACC across all High-Resolution datasets. The results in the High-Resolution Dataset present a quantitative analysis that mirrors our previously discussed findings in 2D datasets.

Method			ResNet-18	ResNet-50	VGG-16	ConvNext-t				
			$CP\downarrow$	$PP\uparrow$	$CP\downarrow$	$PP\uparrow$	$CP\downarrow$	$PP\uparrow$	$CP\downarrow$	$PP\uparrow$
Random Noisy			-0.82 -0.47	-0.7 -0.9	-0.8 -0.82	-0.7 -0.93				
Adv	Oracle		-26.77 -14.05	-12.45 -4.35	-14.4 -4.52	-49.77 -22.97				
	Pseudo		-15.52 -0.4	-6.92 -0.72	-12.81 -0.55	-23.42 -3.5				
AntiAdv	Oracle		-19.47 -15.8	-25.25 -16.42	-10.67 -16.72	-6.69 -13.1				
	Pseudo		-17.75 -0.42	-9.45 -0.61	-13.2 -0.15	-15.37 -0.62				

Table A4: **Original Results(ACC) on 2D data.** We show original result of 2D datasets comparing various models. *CP* is Protected model on Benign data and *PP* is on Protected model on Protected data. The reported values represent the original value in ACC of our method across all 2D datasets. *Target (T)* delineates the adversarial attack aim: "Oracle" represents the ideal conditions, "Probability (Max P)" indicates attacks steered by the maximum output probability of the model, and "Pseudo Labels" refers to using the initial prediction's highest probability to guide the attack direction. *Loss (L)* involves two approaches: using Logistic Probability (Logit) directly as the loss function and applying the logarithm of Logistic Probability ($\log P$) as the loss criterion. *Adv/Anti-adv* indicates whether the strategy aims to minimize or maximize the loss function. *Optimizer (O)* specifies the choice of optimizer for image updates, enhancing the clarity and logical flow of the evaluation methodology. *Dataset (D)* represent benign (original dataset) and protected dataset.

DataSet	Method				ResNet-18		ResNet-50		VGG-16		ConvNext-t		
	A	L	T	O	D	Surrogate	Protected	Surrogate	Protected	Surrogate	Protected	Surrogate	Protected
DermanMNIST	Random Noise				Benign	0.744	0.747	0.717	0.717	0.702	0.722	0.706	0.714
					Protected	0.728	0.743	0.707	0.712	0.697	0.724	0.702	0.711
	Adv	Logit Pseudo	SGD-M	Adam	Benign	0.744	0.697	0.717	0.682	0.702	0.681	0.706	0.663
					Protected	0.109	0.713	0.635	0.683	0.146	0.697	0.036	0.705
					Benign	0.744	0.689	0.717	0.694	0.702	0.241	0.706	0.271
					Protected	0.031	0.858	0.292	0.71	0.147	0.886	0	1
					Benign	0.744	0.701	0.717	0.688	0.702	0.143	0.706	0.089
					Protected	0.058	0.841	0.447	0.697	0.189	0.905	0	1
		log P Pseudo	Adam	Adam	Benign	0.744	0.685	0.717	0.691	0.702	0.699	0.706	0.697
					Protected	0.303	0.695	0.565	0.701	0.245	0.707	0.151	0.714
					Benign	0.744	0.694	0.717	0.696	0.702	0.692	0.706	0.697
					Protected	0.142	0.711	0.371	0.701	0.247	0.706	0.155	0.702
					Benign	0.744	0.686	0.717	0.681	0.702	0.695	0.706	0.693
					Protected	0.161	0.715	0.505	0.703	0.259	0.715	0.052	0.704
	Anti Adv	Logit Pseudo	SGD-M	Adam	Benign	0.744	0.687	0.717	0.694	0.702	0.475	0.706	0.668
					Protected	0.743	0.742	0.69	0.713	0.689	0.706	0.706	0.714
					Benign	0.744	0.698	0.717	0.701	0.702	0.684	0.706	0.683
					Protected	0.972	0.989	0.839	0.883	0.863	0.923	0.999	1
					Benign	0.744	0.693	0.717	0.697	0.702	0.658	0.706	0.628
					Protected	0.968	0.987	0.742	0.851	0.756	0.932	0.998	1
		log P Pseudo	Adam	Adam	Benign	0.744	0.689	0.717	0.687	0.702	0.654	0.706	0.709
					Protected	0.716	0.743	0.678	0.708	0.691	0.713	0.706	0.717
					Benign	0.744	0.684	0.717	0.692	0.702	0.661	0.706	0.705
					Protected	0.741	0.743	0.706	0.705	0.702	0.707	0.706	0.711
Benign					0.744	0.686	0.717	0.694	0.702	0.663	0.706	0.709	
Protected					0.741	0.745	0.689	0.711	0.691	0.711	0.706	0.717	
BreastMNIST	Random Noise				Benign	0.756	0.808	0.744	0.757	0.801	0.801	0.699	0.705
					Protected	0.756	0.821	0.776	0.751	0.801	0.801	0.731	0.737
	Adv	Logit Pseudo	SGD-M	Adam	Benign	0.756	0.731	0.744	0.494	0.801	0.776	0.699	0.282
					Protected	0.218	0.769	0.628	0.591	0.737	0.801	0.269	0.269
					Benign	0.756	0.718	0.744	0.442	0.801	0.718	0.699	0.436
					Protected	0	0.955	0.098	0.532	0	0.911	0.013	1
					Benign	0.756	0.705	0.744	0.583	0.801	0.744	0.699	0.532
					Protected	0	0.923	0.045	0.596	0	0.841	0.212	1
		log P Pseudo	Adam	Adam	Benign	0.756	0.763	0.744	0.641	0.801	0.756	0.699	0.756
					Protected	0.276	0.635	0.314	0.654	0.429	0.801	0.269	0.333
					Benign	0.756	0.679	0.744	0.481	0.801	0.718	0.699	0.391
					Protected	0.212	0.724	0.231	0.686	0.186	0.756	0.199	0.647
					Benign	0.756	0.724	0.744	0.494	0.801	0.756	0.699	0.558
					Protected	0.212	0.763	0.244	0.679	0.186	0.782	0.269	0.397
	Anti Adv	Logit Pseudo	SGD-M	Adam	Benign	0.756	0.365	0.744	0.577	0.801	0.519	0.699	0.699
					Protected	0.788	0.788	0.661	0.686	0.808	0.827	0.801	0.731
					Benign	0.756	0.635	0.744	0.455	0.801	0.596	0.699	0.731
					Protected	1	1	0.974	0.936	1	0.987	1	0.987
					Benign	0.756	0.474	0.744	0.455	0.801	0.455	0.699	0.699
					Protected	0.974	0.944	0.994	0.949	0.994	1	0.917	1
		log P Pseudo	Adam	Adam	Benign	0.756	0.295	0.744	0.545	0.801	0.462	0.699	0.538
					Protected	0.795	0.801	0.737	0.718	0.833	0.827	0.808	0.756
					Benign	0.756	0.571	0.744	0.455	0.801	0.423	0.699	0.442
					Protected	0.788	0.795	0.782	0.763	0.814	0.821	0.801	0.661
Benign					0.756	0.288	0.744	0.449	0.801	0.429	0.699	0.538	
Protected					0.788	0.795	0.795	0.776	0.814	0.808	0.808	0.756	
OctMNIST	Random Noise				Benign	0.655	0.558	0.753	0.694	0.784	0.695	0.639	0.618
					Protected	0.356	0.629	0.474	0.761	0.379	0.71	0.46	0.64
	Adv	Logit Pseudo	SGD-M	Adam	Benign	0.655	0.275	0.753	0.685	0.784	0.458	0.639	0.307
					Protected	0.083	0.672	0.291	0.664	0.096	0.772	0.054	0.645
					Benign	0.655	0.191	0.753	0.512	0.784	0.454	0.639	0.235
					Protected	0	1	0.036	0.863	0.003	0.962	0	0.999
					Benign	0.655	0.117	0.753	0.359	0.784	0.326	0.639	0.224
					Protected	0	1	0.1	0.914	0.001	1	0	0
		log P Pseudo	Adam	Adam	Benign	0.655	0.672	0.753	0.636	0.784	0.554	0.639	0.633
					Protected	0.232	0.633	0.271	0.664	0.241	0.761	0.261	0.655
					Benign	0.655	0.237	0.753	0.542	0.784	0.46	0.639	0.355
					Protected	0.135	0.654	0.071	0.675	0.064	0.749	0.109	0.633
					Benign	0.655	0.491	0.753	0.523	0.784	0.32	0.639	0.353
					Protected	0.07	0.659	0.146	0.693	0.013	0.783	0.047	0.635
	Anti Adv	Logit Pseudo	SGD-M	Adam	Benign	0.655	0.546	0.753	0.678	0.784	0.629	0.639	0.499
					Protected	0.655	0.664	0.304	0.731	0.635	0.786	0.639	0.638
					Benign	0.655	0.701	0.753	0.694	0.784	0.781	0.639	0.644
					Protected	1	1	0.78	0.96	0.987	1	1	1
					Benign	0.655	0.607	0.753	0.698	0.784	0.807	0.639	0.653
					Protected	1	1	0.744	0.988	0.999	1	1	1
		log P Pseudo	Adam	Adam	Benign	0.655	0.591	0.753	0.712	0.784	0.717	0.639	0.52
					Protected	0.655	0.658	0.401	0.726	0.716	0.786	0.639	0.642
					Benign	0.655	0.622	0.753	0.657	0.784	0.671	0.639	0.531
					Protected	0.655	0.67	0.652	0.745	0.772	0.783	0.639	0.644
Benign					0.655	0.596	0.753	0.632	0.784	0.726	0.639	0.521	
Protected					0.655	0.659	0.612	0.749	0.783	0.783	0.639	0.642	

Table A5: **Original Results(ACC) on 2D data.** We show original result of 2D datasets comparing various models. *CP* is Protected model on Benign data and *PP* is on Protected model on Protected data. The reported values represent the original value in ACC of our method across all 2D datasets. *Target (T)* delineates the adversarial attack aim: "Oracle" represents the ideal conditions, "Probability (Max P)" indicates attacks steered by the maximum output probability of the model, and "Pseudo Labels" refers to using the initial prediction's highest probability to guide the attack direction. *Loss (L)* involves two approaches: using Logistic Probability (Logit) directly as the loss function and applying the logarithm of Logistic Probability ($\log P$) as the loss criterion. *Adv/Anti-adv* indicates whether the strategy aims to minimize or maximize the loss function. *Optimizer (O)* specifies the choice of optimizer for image updates, enhancing the clarity and logical flow of the evaluation methodology. *Dataset (D)* represent benign (original dataset) and protected dataset.

DataSet	Method				ResNet-18		ResNet-50		VGG-16		ConvNext-t		
	A	L	T	O	D	Surrogate	Protected	Surrogate	Protected	Surrogate	Protected	Surrogate	Protected
PneumoniaMNIST	Random Noise				Benign	0.875	0.846	0.862	0.861	0.865	0.845	0.875	0.899
					Protected	0.885	0.862	0.857	0.856	0.867	0.861	0.853	0.873
	Adv	Logit Pseudo SGD-M	log <i>P</i> Oracle	Adam	Benign	0.857	0.715	0.862	0.741	0.865	0.561	0.875	0.657
					Protected	0.357	0.833	0.575	0.835	0.197	0.883	0.162	0.854
			log <i>P</i> Oracle	Adam	Benign	0.857	0.646	0.862	0.631	0.865	0.441	0.875	0.761
					Protected	0.013	0.991	0.053	0.883	0.042	1	0	0.998
			Logit Oracle	Adam	Benign	0.857	0.641	0.862	0.67	0.865	0.444	0.875	0.704
					Protected	0.054	0.974	0.037	0.854	0.064	0.998	0	0.998
		Logit Max <i>P</i>	Adam	Benign	0.857	0.628	0.862	0.736	0.865	0.841	0.875	0.731	
				Protected	0.462	0.83	0.478	0.851	0.428	0.885	0.375	0.745	
		log <i>P</i> Pseudo Adam	Adam	Benign	0.857	0.667	0.862	0.635	0.865	0.606	0.875	0.806	
				Protected	0.173	0.838	0.191	0.824	0.196	0.888	0.162	0.843	
		Logit Pseudo Adam	Adam	Benign	0.857	0.673	0.862	0.734	0.865	0.758	0.875	0.617	
				Protected	0.215	0.83	0.197	0.843	0.218	0.877	0.162	0.851	
	Anti Adv	Logit Pseudo SGD-M	log <i>P</i> Oracle	Adam	Benign	0.857	0.715	0.862	0.702	0.865	0.646	0.875	0.822
					Protected	0.822	0.84	0.612	0.835	0.846	0.867	0.838	0.838
			log <i>P</i> Oracle	Adam	Benign	0.857	0.625	0.862	0.739	0.865	0.711	0.875	0.875
					Protected	0.997	0.995	0.982	0.968	1	0.998	1	0.998
			Logit Oracle	Adam	Benign	0.857	0.63	0.862	0.761	0.865	0.7	0.875	0.875
					Protected	0.998	0.995	0.974	0.984	1	0.995	1	0.995
		Logit Max <i>P</i>	Adam	Benign	0.857	0.701	0.862	0.724	0.865	0.755	0.875	0.817	
				Protected	0.841	0.841	0.764	0.831	0.846	0.848	0.838	0.812	
		log <i>P</i> Pseudo Adam	Adam	Benign	0.857	0.639	0.862	0.744	0.865	0.832	0.875	0.859	
				Protected	0.84	0.841	0.825	0.835	0.846	0.856	0.838	0.851	
Logit Pseudo Adam		Adam	Benign	0.857	0.697	0.862	0.747	0.865	0.755	0.875	0.817		
			Protected	0.841	0.84	0.817	0.838	0.846	0.848	0.838	0.812		
RetianMNIST	Random Noise				Benign	0.495	0.528	0.505	0.515	0.505	0.502	0.497	0.517
					Protected	0.467	0.528	0.501	0.535	0.502	0.507	0.507	0.551
	Adv	Logit Pseudo SGD-M	log <i>P</i> Oracle	Adam	Benign	0.495	0.417	0.505	0.471	0.505	0.438	0.497	0.527
					Protected	0.152	0.487	0.401	0.481	0.312	0.443	0.113	0.521
			log <i>P</i> Oracle	Adam	Benign	0.495	0.328	0.505	0.492	0.505	0.168	0.497	0.265
					Protected	0	0.811	0.072	0.463	0.107	0.733	0.028	1
			Logit Oracle	Adam	Benign	0.495	0.312	0.505	0.472	0.505	0.233	0.497	0.102
					Protected	0	0.797	0.142	0.49	0.233	0.627	0.058	1
		Logit Max <i>P</i>	Adam	Benign	0.495	0.485	0.505	0.453	0.505	0.443	0.497	0.491	
				Protected	0.241	0.501	0.372	0.501	0.315	0.482	0.228	0.547	
		log <i>P</i> Pseudo Adam	Adam	Benign	0.495	0.263	0.505	0.481	0.505	0.441	0.497	0.522	
				Protected	0.133	0.475	0.198	0.487	0.247	0.502	0.163	0.505	
		Logit Pseudo Adam	Adam	Benign	0.495	0.345	0.505	0.481	0.505	0.438	0.497	0.491	
				Protected	0.142	0.482	0.28	0.502	0.307	0.465	0.172	0.502	
	Anti Adv	Logit Pseudo SGD-M	log <i>P</i> Oracle	Adam	Benign	0.495	0.355	0.505	0.448	0.505	0.305	0.497	0.537
					Protected	0.495	0.492	0.435	0.497	0.505	0.525	0.497	0.497
			log <i>P</i> Oracle	Adam	Benign	0.495	0.448	0.505	0.463	0.505	0.427	0.497	0.501
					Protected	0.981	0.985	0.745	0.701	0.651	0.748	0.988	1
			Logit Oracle	Adam	Benign	0.495	0.468	0.505	0.472	0.505	0.23	0.497	0.453
					Protected	0.985	0.983	0.681	0.691	0.651	0.762	0.971	1
		Logit Max <i>P</i>	Adam	Benign	0.495	0.351	0.505	0.461	0.505	0.333	0.497	0.491	
				Protected	0.491	0.505	0.445	0.505	0.443	0.521	0.497	0.497	
		log <i>P</i> Pseudo Adam	Adam	Benign	0.495	0.422	0.505	0.445	0.505	0.323	0.497	0.485	
				Protected	0.495	0.497	0.482	0.495	0.505	0.522	0.497	0.497	
Logit Pseudo Adam		Adam	Benign	0.495	0.378	0.505	0.492	0.505	0.318	0.497	0.491		
			Protected	0.497	0.497	0.472	0.482	0.505	0.517	0.497	0.497		
PathMNIST	Random Noise				Benign	0.875	0.869	0.868	0.759	0.864	0.887	0.72	0.682
					Protected	0.605	0.878	0.552	0.723	0.458	0.839	0.452	0.707
	Adv	Logit Pseudo SGD-M	log <i>P</i> Oracle	Adam	Benign	0.875	0.612	0.868	0.831	0.864	0.284	0.721	0.311
					Protected	0.159	0.84	0.253	0.823	0.128	0.853	0.077	0.723
			log <i>P</i> Oracle	Adam	Benign	0.875	0.399	0.868	0.722	0.864	0.584	0.72	0.297
					Protected	0.119	0.891	0.131	0.847	0.081	0.952	0.043	0.988
			Logit Oracle	Adam	Benign	0.875	0.355	0.868	0.695	0.864	0.214	0.72	0.287
					Protected	0.122	0.948	0.143	0.811	0.105	0.973	0.071	0.992
		Logit Max <i>P</i>	Adam	Benign	0.875	0.745	0.868	0.819	0.864	0.354	0.721	0.529	
				Protected	0.222	0.829	0.214	0.805	0.147	0.847	0.175	0.721	
		log <i>P</i> Pseudo Adam	Adam	Benign	0.875	0.426	0.868	0.756	0.864	0.607	0.721	0.404	
				Protected	0.168	0.822	0.176	0.816	0.121	0.838	0.156	0.726	
		Logit Pseudo Adam	Adam	Benign	0.875	0.368	0.868	0.726	0.864	0.284	0.721	0.375	
				Protected	0.153	0.855	0.173	0.808	0.116	0.851	0.083	0.739	
	Anti Adv	Logit Pseudo SGD-M	log <i>P</i> Oracle	Adam	Benign	0.875	0.814	0.868	0.873	0.864	0.682	0.72	0.552
					Protected	0.711	0.881	0.436	0.871	0.751	0.852	0.72	0.734
			log <i>P</i> Oracle	Adam	Benign	0.875	0.775	0.868	0.781	0.864	0.841	0.721	0.592
					Protected	0.954	0.984	0.914	0.979	0.904	0.981	0.992	0.999
			Logit Oracle	Adam	Benign	0.875	0.757	0.868	0.771	0.864	0.804	0.721	0.542
					Protected	0.939	0.985	0.895	0.984	0.933	0.986	0.989	0.998
		Logit Max <i>P</i>	Adam	Benign	0.875	0.805	0.868	0.842	0.864	0.617	0.72	0.562	
				Protected	0.552	0.875	0.531	0.869	0.742	0.845	0.721	0.736	
		log <i>P</i> Pseudo Adam	Adam	Benign	0.875	0.744	0.868	0.739	0.864	0.756	0.721	0.578	
				Protected	0.856	0.882	0.816	0.868	0.808	0.858	0.721	0.734	
Logit Pseudo Adam		Adam	Benign	0.875	0.736	0.868	0.741	0.864	0.633	0.72	0.545		
			Protected	0.841	0.882	0.793	0.868	0.828	0.856	0.721	0.738		

Table A6: **Original Results(ACC) on 2D data.** We show original result of 2D datasets comparing various models. *CP* is Protected model on Benign data and *PP* is on Protected model on Protected data. The reported values represent the original value in ACC of our method across all 2D datasets. *Target (T)* delineates the adversarial attack aim: "Oracle" represents the ideal conditions, "Probability (Max P)" indicates attacks steered by the maximum output probability of the model, and "Pseudo Labels" refers to using the initial prediction's highest probability to guide the attack direction. *Loss (L)* involves two approaches: using Logistic Probability (Logit) directly as the loss function and applying the logarithm of Logistic Probability ($\log P$) as the loss criterion. *Adv/Anti-adv* indicates whether the strategy aims to minimize or maximize the loss function. *Optimizer (O)* specifies the choice of optimizer for image updates, enhancing the clarity and logical flow of the evaluation methodology. *Dataset (D)* represent benign (original dataset) and protected dataset.

DataSet	Method			ResNet-18		ResNet-50		VGG-16		ConvNext-t			
	A	L	T	O	D	Surrogate	Protected	Surrogate	Protected	Surrogate	Protected		
BloodMNIST	Random Noise				Benign	0.937	0.891	0.921	0.812	0.905	0.836		
					Protected	0.855	0.935	0.821	0.968	0.721	0.932		
	Adv	Logit Pseudo	SGD-M	Adam	Benign	0.937	0.575	0.921	0.661	0.905	0.198	0.845	
					Protected	0.028	0.919	0.151	0.836	0.013	0.904	0.011	0.849
					Benign	0.937	0.607	0.921	0.671	0.905	0.486	0.845	0.317
					Protected	0	0.961	0.005	0.879	0.028	0.988	0	1
					Benign	0.937	0.505	0.92	0.542	0.905	0.231	0.845	0.232
					Protected	0.011	0.988	0.072	0.901	0.006	0.993	0	1
		Logit Max P	Adam	Benign	0.937	0.768	0.921	0.764	0.905	0.291	0.845	0.605	
				Protected	0.183	0.894	0.232	0.841	0.124	0.884	0.142	0.834	
				Benign	0.937	0.629	0.921	0.671	0.905	0.717	0.845	0.602	
				Protected	0.044	0.902	0.055	0.849	0.056	0.892	0.058	0.841	
				Benign	0.937	0.499	0.921	0.614	0.905	0.459	0.845	0.506	
				Protected	0.035	0.924	0.092	0.851	0.025	0.899	0.013	0.848	
	Anti Adv	Logit Pseudo	SGD-M	Benign	0.937	0.557	0.92	0.739	0.905	0.474	0.845	0.539	
				Protected	0.937	0.937	0.747	0.915	0.547	0.91	0.845	0.849	
				Benign	0.937	0.734	0.921	0.774	0.905	0.791	0.845	0.836	
				Protected	1	1	1	0.999	0.996	1	1	1	
				Benign	0.937	0.786	0.92	0.818	0.905	0.729	0.845	0.838	
				Protected	1	1	0.999	0.999	0.567	0.999	1	1	
		Logit Max P	Adam	Benign	0.937	0.507	0.921	0.691	0.905	0.593	0.845	0.586	
				Protected	0.937	0.937	0.877	0.897	0.521	0.918	0.845	0.844	
				Benign	0.937	0.498	0.921	0.659	0.905	0.782	0.845	0.747	
				Protected	0.937	0.937	0.921	0.921	0.902	0.904	0.845	0.847	
Benign				0.937	0.507	0.921	0.728	0.905	0.611	0.845	0.586		
Protected				0.937	0.937	0.919	0.919	0.541	0.907	0.845	0.844		
OrganCMNIST	Random Noise				Benign	0.886	0.882	0.885	0.875	0.878	0.86		
					Protected	0.883	0.89	0.874	0.881	0.86	0.874		
	Adv	Logit Pseudo	SGD-M	Benign	0.886	0.868	0.885	0.858	0.878	0.325	0.645	0.693	
				Protected	0.085	0.872	0.291	0.84	0.121	0.813	0.061	0.656	
				Benign	0.886	0.878	0.885	0.856	0.878	0.686	0.645	0.285	
				Protected	0.016	0.858	0.021	0.815	0.17	0.815	0.007	0.995	
				Benign	0.886	0.409	0.885	0.851	0.878	0.585	0.645	0.221	
				Protected	0.014	0.975	0.079	0.802	0.179	0.871	0.012	0.997	
		Logit Max P	Adam	Benign	0.886	0.879	0.885	0.871	0.878	0.814	0.645	0.493	
				Protected	0.144	0.858	0.33	0.856	0.224	0.801	0.114	0.714	
				Benign	0.886	0.88	0.885	0.855	0.878	0.724	0.645	0.561	
				Protected	0.071	0.871	0.082	0.831	0.229	0.794	0.127	0.663	
				Benign	0.886	0.458	0.885	0.861	0.878	0.644	0.645	0.506	
				Protected	0.048	0.867	0.114	0.833	0.222	0.822	0.097	0.659	
	Anti Adv	Logit Pseudo	SGD-M	Benign	0.886	0.828	0.885	0.845	0.878	0.754	0.645	0.323	
				Protected	0.905	0.905	0.866	0.884	0.878	0.879	0.645	0.66	
				Benign	0.886	0.869	0.885	0.861	0.878	0.87	0.645	0.561	
				Protected	0.995	0.995	0.993	0.991	0.986	0.989	0.987	0.997	
				Benign	0.886	0.802	0.885	0.871	0.878	0.87	0.645	0.491	
				Protected	0.997	0.996	0.991	0.992	0.974	0.977	0.982	0.998	
		Logit Max P	Adam	Benign	0.886	0.753	0.885	0.839	0.878	0.791	0.645	0.508	
				Protected	0.886	0.886	0.881	0.884	0.878	0.88	0.645	0.656	
				Benign	0.886	0.845	0.885	0.859	0.878	0.836	0.645	0.571	
				Protected	0.886	0.885	0.885	0.886	0.878	0.878	0.645	0.652	
Benign				0.886	0.753	0.885	0.846	0.878	0.791	0.645	0.508		
Protected				0.886	0.88	0.885	0.886	0.878	0.88	0.645	0.656		
OrganAMNIST	Random Noise				Benign	0.867	0.869	0.927	0.922	0.868	0.851		
					Protected	0.856	0.872	0.901	0.937	0.849	0.871		
	Adv	Logit Pseudo	SGD-M	Benign	0.867	0.471	0.927	0.918	0.868	0.326	0.763	0.378	
				Protected	0.052	0.849	0.231	0.883	0.151	0.786	0.043	0.762	
				Benign	0.867	0.827	0.927	0.913	0.868	0.764	0.763	0.592	
				Protected	0.008	0.803	0.019	0.861	0.248	0.825	0.005	0.969	
				Benign	0.867	0.49	0.927	0.915	0.868	0.593	0.763	0.447	
				Protected	0.004	0.979	0.078	0.858	0.195	0.855	0.008	0.988	
		Logit Max P	Adam	Benign	0.867	0.881	0.927	0.939	0.868	0.776	0.763	0.792	
				Protected	0.141	0.862	0.317	0.898	0.239	0.798	0.098	0.786	
				Benign	0.867	0.787	0.927	0.911	0.868	0.761	0.763	0.641	
				Protected	0.075	0.836	0.063	0.876	0.319	0.792	0.114	0.767	
				Benign	0.867	0.509	0.927	0.922	0.868	0.606	0.763	0.476	
				Protected	0.05	0.862	0.111	0.879	0.251	0.804	0.041	0.763	
	Anti Adv	Logit Pseudo	SGD-M	Benign	0.867	0.712	0.927	0.919	0.868	0.757	0.763	0.399	
				Protected	0.867	0.867	0.916	0.927	0.868	0.867	0.763	0.762	
				Benign	0.867	0.862	0.927	0.921	0.868	0.857	0.763	0.761	
				Protected	0.999	0.999	0.999	0.998	0.991	0.989	0.998	0.998	
				Benign	0.867	0.809	0.927	0.919	0.868	0.855	0.763	0.764	
				Protected	0.999	0.998	1	0.998	0.978	0.979	0.998	0.998	
		Logit Max P	Adam	Benign	0.867	0.719	0.927	0.912	0.868	0.802	0.763	0.482	
				Protected	0.867	0.867	0.927	0.926	0.868	0.867	0.763	0.762	
				Benign	0.867	0.827	0.927	0.912	0.868	0.842	0.763	0.681	
				Protected	0.867	0.867	0.928	0.927	0.868	0.868	0.763	0.761	
Benign				0.867	0.719	0.927	0.912	0.868	0.802	0.763	0.482		
Protected				0.867	0.867	0.928	0.927	0.868	0.867	0.763	0.762		

Table A7: **Original Results(ACC) on 2D data.** We show original result of 2D datasets comparing various models. *CP* is Protected model on Benign data and *PP* is on Protected model on Protected data. The reported values represent the original value in ACC of our method across all 2D datasets. *Target (T)* delineates the adversarial attack aim: "Oracle" represents the ideal conditions, "Probability (Max P)" indicates attacks steered by the maximum output probability of the model, and "Pseudo Labels" refers to using the initial prediction's highest probability to guide the attack direction. *Loss (L)* involves two approaches: using Logistic Probability (Logit) directly as the loss function and applying the logarithm of Logistic Probability ($\log P$) as the loss criterion. *Adv/Anti-adv* indicates whether the strategy aims to minimize or maximize the loss function. *Optimizer (O)* specifies the choice of optimizer for image updates, enhancing the clarity and logical flow of the evaluation methodology. *Dataset (D)* represent benign (original dataset) and protected dataset.

DataSet	Method				ResNet-18		ResNet-50		VGG-16		ConvNext-t		
	A	L	T	O	D	Surrogate	Protected	Surrogate	Protected	Surrogate	Protected	Surrogate	Protected
OrganSMNIST	Random Noise				Benign	0.723	0.701	0.751	0.737	0.737	0.744	0.481	0.456
					Protected	0.711	0.715	0.771	0.747	0.748	0.769	0.469	0.466
	Adv	Logit Pseudo	SGD-M		Benign	0.723	0.675	0.751	0.713	0.737	0.225	0.481	0.278
					Protected	0.09	0.677	0.213	0.693	0.104	0.698	0.053	0.499
		$\log P$ Oracle	Adam		Benign	0.723	0.639	0.751	0.657	0.737	0.441	0.481	0.199
					Protected	0.01	0.723	0.022	0.661	0.064	0.866	0.008	0.997
		Logit Oracle	Adam		Benign	0.723	0.261	0.751	0.732	0.737	0.301	0.481	0.163
					Protected	0.014	0.977	0.065	0.685	0.096	0.872	0.013	0.998
		Logit Max P	Adam		Benign	0.723	0.733	0.751	0.75	0.737	0.681	0.481	0.406
					Protected	0.139	0.709	0.28	0.726	0.158	0.689	0.101	0.493
		$\log P$ Pseudo	Adam		Benign	0.723	0.664	0.751	0.697	0.737	0.543	0.481	0.413
					Protected	0.149	0.683	0.144	0.687	0.192	0.681	0.161	0.485
		Logit Pseudo	Adam		Benign	0.723	0.302	0.751	0.726	0.737	0.469	0.481	0.373
					Protected	0.094	0.709	0.122	0.702	0.154	0.705	0.101	0.494
	Anti Adv	Logit Pseudo	SGD-M		Benign	0.723	0.641	0.751	0.716	0.737	0.636	0.481	0.28
					Protected	0.76	0.723	0.736	0.748	0.727	0.736	0.481	0.494
		$\log P$ Oracle	Adam		Benign	0.723	0.681	0.751	0.721	0.737	0.714	0.481	0.401
					Protected	0.998	0.998	0.998	0.992	0.985	0.987	0.989	0.998
		Logit Oracle	Adam		Benign	0.723	0.556	0.751	0.731	0.737	0.672	0.481	0.274
					Protected	0.994	0.994	0.987	0.982	0.912	0.945	0.983	0.999
		Logit Max P	Adam		Benign	0.723	0.479	0.751	0.711	0.737	0.631	0.481	0.347
					Protected	0.722	0.722	0.749	0.747	0.732	0.731	0.481	0.486
		$\log P$ Pseudo	Adam		Benign	0.723	0.647	0.751	0.701	0.737	0.673	0.481	0.402
					Protected	0.722	0.721	0.751	0.748	0.737	0.737	0.481	0.481
Logit Pseudo		Adam		Benign	0.723	0.481	0.751	0.701	0.737	0.621	0.481	0.347	
				Protected	0.722	0.722	0.751	0.746	0.732	0.735	0.481	0.486	
TissueMNIST	Random Noise				Benign	0.649	0.468	0.645	0.475	0.645	0.481	0.445	
					Protected	0.436	0.631	0.498	0.641	0.316	0.601	0.441	0.538
	Adv	Logit Pseudo	SGD-M		Benign	0.649	0.373	0.645	0.572	0.645	0.328	0.56	0.425
					Protected	0.134	0.627	0.337	0.583	0.052	0.638	0.026	0.562
		$\log P$ Oracle	Adam		Benign	0.649	0.181	0.645	0.227	0.645	0.108	0.561	0.181
					Protected	0.016	0.978	0.027	0.829	0.027	0.983	0	1
		Logit Oracle	Adam		Benign	0.649	0.08	0.645	0.253	0.645	0.057	0.561	0.075
					Protected	0.037	0.986	0.048	0.819	0.048	0.986	0	1
		Logit Max P	Adam		Benign	0.649	0.524	0.645	0.54	0.645	0.48	0.561	0.521
					Protected	0.238	0.597	0.265	0.583	0.181	0.607	0.123	0.561
		$\log P$ Pseudo	Adam		Benign	0.649	0.46	0.645	0.484	0.645	0.416	0.561	0.442
					Protected	0.149	0.62	0.153	0.592	0.138	0.627	0.133	0.563
		Logit Pseudo	Adam		Benign	0.649	0.417	0.645	0.498	0.645	0.381	0.56	0.462
					Protected	0.13	0.626	0.141	0.586	0.095	0.637	0.026	0.563
	Anti Adv	Logit Pseudo	SGD-M		Benign	0.649	0.553	0.645	0.617	0.645	0.431	0.561	0.367
					Protected	0.641	0.647	0.524	0.642	0.633	0.644	0.561	0.565
		$\log P$ Oracle	Adam		Benign	0.649	0.535	0.645	0.582	0.645	0.561	0.561	0.497
					Protected	0.956	0.996	0.912	0.976	0.946	0.996	1	1
		Logit Oracle	Adam		Benign	0.649	0.416	0.645	0.541	0.645	0.424	0.561	0.345
					Protected	0.941	0.998	0.808	0.969	0.893	0.996	0.994	1
		Logit Max P	Adam		Benign	0.649	0.537	0.645	0.572	0.645	0.44	0.56	0.369
					Protected	0.62	0.643	0.542	0.639	0.601	0.645	0.56	0.565
		$\log P$ Pseudo	Adam		Benign	0.649	0.574	0.645	0.582	0.645	0.515	0.56	0.453
					Protected	0.642	0.646	0.626	0.644	0.636	0.645	0.56	0.566
Logit Pseudo		Adam		Benign	0.649	0.539	0.645	0.576	0.645	0.434	0.56	0.369	
				Protected	0.639	0.646	0.587	0.642	0.617	0.646	0.561	0.564	

Table A8: **Original Results(AUC) on 2D data.** We show original result of 2D datasets comparing various models. *CP* is Protected model on Benign data and *PP* is on Protected model on Protected data. The reported values represent the original value in AUC of our method across all 2D datasets. *Target (T)* delineates the adversarial attack aim: "Oracle" represents the ideal conditions, "Probability (Max P)" indicates attacks steered by the maximum output probability of the model, and "Pseudo Labels" refers to using the initial prediction's highest probability to guide the attack direction. *Loss (L)* involves two approaches: using Logistic Probability (Logit) directly as the loss function and applying the logarithm of Logistic Probability ($\log P$) as the loss criterion. *Adv/Anti-adv* indicates whether the strategy aims to minimize or maximize the loss function. *Optimizer (O)* specifies the choice of optimizer for image updates, enhancing the clarity and logical flow of the evaluation methodology. *Dataset (D)* represent benign (original dataset) and protected dataset.

DataSet	Method			ResNet-18		ResNet-50		VGG-16		ConvNext-t		
				Surrogate	Protected	Surrogate	Protected	Surrogate	Protected	Surrogate	Protected	
DermanMNIST	Random Noise			Benign	0.851	0.854	0.851	0.851	0.791	0.809	0.821	0.821
				Protected	0.831	0.851	0.831	0.861	0.792	0.811	0.819	0.821
	Adv	Logit Pseudo	SGD-M	Benign	0.851	0.825	0.851	0.807	0.791	0.763	0.821	0.767
				Protected	0.411	0.818	0.565	0.818	0.595	0.781	0.386	0.828
				Benign	0.851	0.775	0.851	0.806	0.791	0.671	0.821	0.611
				Protected	0.138	0.892	0.331	0.817	0.449	0.855	0.029	1
				Benign	0.851	0.772	0.851	0.793	0.791	0.529	0.821	0.473
				Protected	0.072	0.882	0.202	0.802	0.369	0.885	0.005	1
		log P Oracle	Adam	Benign	0.851	0.811	0.851	0.824	0.791	0.786	0.821	0.803
				Protected	0.591	0.819	0.608	0.836	0.713	0.791	0.455	0.815
				Benign	0.851	0.811	0.851	0.823	0.791	0.778	0.821	0.807
				Protected	0.463	0.832	0.508	0.833	0.645	0.785	0.529	0.83
				Benign	0.851	0.798	0.851	0.796	0.791	0.781	0.821	0.81
				Protected	0.427	0.825	0.516	0.831	0.672	0.788	0.444	0.835
	Anti Adv	Logit Pseudo	SGD-M	Benign	0.851	0.781	0.851	0.829	0.791	0.759	0.821	0.789
				Protected	0.781	0.825	0.691	0.845	0.784	0.773	0.718	0.822
				Benign	0.851	0.779	0.851	0.779	0.791	0.792	0.821	0.805
				Protected	0.991	0.995	0.921	0.941	0.871	0.876	0.999	1
				Benign	0.851	0.761	0.851	0.779	0.791	0.764	0.821	0.765
				Protected	0.985	0.994	0.896	0.933	0.882	0.875	0.999	1
		log P Oracle	Adam	Benign	0.851	0.781	0.851	0.819	0.791	0.787	0.821	0.804
				Protected	0.774	0.836	0.662	0.841	0.778	0.788	0.795	0.82
				Benign	0.851	0.778	0.851	0.825	0.791	0.776	0.821	0.797
				Protected	0.791	0.829	0.738	0.844	0.785	0.789	0.735	0.818
Benign				0.851	0.781	0.851	0.831	0.791	0.787	0.821	0.804	
Protected				0.785	0.836	0.708	0.848	0.781	0.791	0.795	0.821	
BreastMNIST	Random Noise			Benign	0.827	0.925	0.773	0.878	0.833	0.833	0.769	0.778
				Protected	0.803	0.938	0.819	0.897	0.831	0.835	0.772	0.777
	Adv	Logit Pseudo	SGD-M	Benign	0.827	0.709	0.773	0.716	0.833	0.753	0.769	0.691
				Protected	0.334	0.699	0.624	0.661	0.501	0.798	0.331	0.724
				Benign	0.827	0.573	0.773	0.752	0.833	0.548	0.769	0.441
				Protected	0.001	0.988	0.028	0.561	0.001	0.981	0.001	1
				Benign	0.827	0.579	0.773	0.775	0.833	0.623	0.769	0.445
				Protected	0.001	0.978	0.017	0.617	0.001	0.917	0.011	1
		Logit Max P	Adam	Benign	0.827	0.749	0.773	0.688	0.833	0.796	0.769	0.778
				Protected	0.431	0.601	0.567	0.714	0.524	0.841	0.553	0.717
				Benign	0.827	0.577	0.773	0.698	0.833	0.588	0.769	0.731
				Protected	0.292	0.712	0.363	0.691	0.268	0.775	0.364	0.767
				Benign	0.827	0.647	0.773	0.684	0.833	0.621	0.769	0.755
				Protected	0.329	0.712	0.336	0.706	0.301	0.775	0.344	0.765
	Anti Adv	Logit Pseudo	SGD-M	Benign	0.827	0.671	0.773	0.807	0.833	0.746	0.769	0.689
				Protected	0.738	0.741	0.613	0.761	0.795	0.837	0.739	0.718
				Benign	0.827	0.781	0.773	0.719	0.833	0.813	0.769	0.766
				Protected	1	1	0.999	0.982	1	1	1	1
				Benign	0.827	0.799	0.773	0.684	0.833	0.754	0.769	0.775
				Protected	1	1	0.999	0.989	1	1	0.988	1
		log P Oracle	Adam	Benign	0.827	0.554	0.773	0.721	0.833	0.751	0.769	0.705
				Protected	0.717	0.762	0.611	0.715	0.782	0.801	0.758	0.739
				Benign	0.827	0.562	0.773	0.711	0.833	0.766	0.769	0.705
				Protected	0.816	0.811	0.741	0.694	0.804	0.814	0.755	0.766
Benign				0.827	0.559	0.773	0.721	0.833	0.696	0.769	0.705	
Protected				0.716	0.765	0.728	0.711	0.781	0.776	0.758	0.739	
OctMNIST	Random Noise			Benign	0.899	0.861	0.943	0.927	0.954	0.919	0.876	0.877
				Protected	0.752	0.881	0.847	0.941	0.759	0.931	0.785	0.874
	Adv	Logit Pseudo	SGD-M	Benign	0.899	0.607	0.943	0.927	0.954	0.849	0.876	0.597
				Protected	0.278	0.876	0.523	0.893	0.203	0.915	0.221	0.856
				Benign	0.899	0.343	0.943	0.819	0.954	0.815	0.876	0.471
				Protected	0.051	1	0.119	0.975	0.147	0.983	0.006	1
				Benign	0.899	0.258	0.943	0.731	0.954	0.622	0.876	0.478
				Protected	0	1	0.029	0.991	0.012	0.998	0	1
		Logit Max P	Adam	Benign	0.899	0.893	0.943	0.911	0.954	0.841	0.876	0.862
				Protected	0.499	0.876	0.527	0.895	0.503	0.919	0.518	0.872
				Benign	0.899	0.661	0.943	0.854	0.954	0.847	0.876	0.621
				Protected	0.334	0.887	0.225	0.892	0.251	0.911	0.263	0.858
				Benign	0.899	0.721	0.943	0.819	0.954	0.784	0.876	0.619
				Protected	0.263	0.879	0.179	0.886	0.136	0.921	0.198	0.852
	Anti Adv	Logit Pseudo	SGD-M	Benign	0.899	0.849	0.943	0.931	0.954	0.891	0.876	0.763
				Protected	0.832	0.887	0.678	0.901	0.893	0.933	0.801	0.862
				Benign	0.899	0.901	0.943	0.928	0.954	0.933	0.876	0.875
				Protected	1	1	0.991	0.996	0.994	0.999	1	1
				Benign	0.899	0.837	0.943	0.921	0.954	0.944	0.876	0.871
				Protected	1	1	0.999	1	0.999	0.999	1	1
		log P Oracle	Adam	Benign	0.899	0.859	0.943	0.911	0.954	0.911	0.876	0.765
				Protected	0.826	0.883	0.718	0.891	0.871	0.935	0.797	0.847
				Benign	0.899	0.862	0.943	0.909	0.954	0.931	0.876	0.808
				Protected	0.807	0.898	0.876	0.897	0.898	0.929	0.772	0.876
Benign				0.899	0.861	0.943	0.897	0.954	0.926	0.876	0.765	
Protected				0.826	0.883	0.866	0.892	0.898	0.933	0.797	0.847	

Table A9: **Original Results(AUC) on 2D data.** We show original result of 2D datasets comparing various models. *CP* is Protected model on Benign data and *PP* is on Protected model on Protected data. The reported values represent the original value in AUC of our method across all 2D datasets. *Target (T)* delineates the adversarial attack aim: "Oracle" represents the ideal conditions, "Probability (Max P)" indicates attacks steered by the maximum output probability of the model, and "Pseudo Labels" refers to using the initial prediction's highest probability to guide the attack direction. *Loss (L)* involves two approaches: using Logistic Probability (Logit) directly as the loss function and applying the logarithm of Logistic Probability (log P) as the loss criterion. *Adv/Anti-adv* indicates whether the strategy aims to minimize or maximize the loss function. *Optimizer (O)* specifies the choice of optimizer for image updates, enhancing the clarity and logical flow of the evaluation methodology. *Dataset (D)* represent benign (original dataset) and protected dataset.

DataSet	Method				ResNet-18		ResNet-50		VGG-16		ConvNext-t		
	A	L	T	O	D	<i>Surrogate</i>	<i>Protected</i>	<i>Surrogate</i>	<i>Protected</i>	<i>Surrogate</i>	<i>Protected</i>	<i>Surrogate</i>	<i>Protected</i>
PneumoniaMNIST	Random Noise				Benign	0.955	0.921	0.947	0.918	0.952	0.963	0.951	0.956
					Protected	0.946	0.924	0.939	0.931	0.939	0.959	0.932	0.946
	Adv	Logit Pseudo SGD-M	log P Oracle	Adam	Benign	0.955	0.851	0.947	0.869	0.952	0.807	0.951	0.891
					Protected	0.321	0.826	0.656	0.911	0.314	0.923	0.308	0.905
			log P Oracle	Adam	Benign	0.955	0.805	0.947	0.538	0.952	0.571	0.951	0.843
					Protected	0	0.999	0.006	0.955	0.008	1	0	1
			Logit Oracle	Adam	Benign	0.955	0.799	0.947	0.717	0.952	0.584	0.951	0.843
					Protected	0	0.999	0.003	0.915	0.018	1	0	1
		Logit Max P	Adam	Benign	0.955	0.751	0.947	0.829	0.952	0.925	0.951	0.945	
				Protected	0.739	0.911	0.443	0.917	0.381	0.949	0.723	0.943	
		log P Pseudo	Adam	Benign	0.955	0.819	0.947	0.587	0.952	0.812	0.951	0.891	
				Protected	0.302	0.825	0.348	0.914	0.309	0.951	0.327	0.903	
		Logit Pseudo	Adam	Benign	0.955	0.817	0.947	0.735	0.952	0.839	0.951	0.888	
				Protected	0.359	0.824	0.361	0.916	0.323	0.925	0.329	0.911	
	Anti Adv	Logit Pseudo SGD-M	log P Oracle	Adam	Benign	0.955	0.847	0.947	0.881	0.952	0.949	0.951	0.941
					Protected	0.716	0.818	0.816	0.881	0.898	0.951	0.861	0.944
			log P Oracle	Adam	Benign	0.955	0.833	0.947	0.836	0.952	0.921	0.951	0.951
					Protected	1	1	1	0.999	1	1	1	1
			Logit Oracle	Adam	Benign	0.955	0.867	0.947	0.853	0.952	0.908	0.951	0.951
					Protected	1	1	1	0.999	1	1	1	1
		Logit Max P	Adam	Benign	0.955	0.838	0.947	0.839	0.952	0.959	0.951	0.932	
				Protected	0.687	0.836	0.741	0.864	0.887	0.949	0.859	0.937	
		log P Pseudo	Adam	Benign	0.955	0.802	0.947	0.833	0.952	0.948	0.951	0.936	
				Protected	0.907	0.913	0.861	0.857	0.937	0.951	0.961	0.939	
Logit Pseudo		Adam	Benign	0.955	0.845	0.947	0.832	0.952	0.959	0.951	0.932		
			Protected	0.687	0.834	0.692	0.838	0.887	0.949	0.859	0.937		
RetianMNIST	Random Noise				Benign	0.665	0.679	0.665	0.688	0.671	0.664	0.723	0.725
					Protected	0.654	0.675	0.645	0.671	0.674	0.665	0.721	0.722
	Adv	Logit Pseudo SGD-M	log P Oracle	Adam	Benign	0.665	0.611	0.665	0.646	0.671	0.673	0.723	0.711
					Protected	0.424	0.661	0.479	0.658	0.537	0.651	0.432	0.708
			log P Oracle	Adam	Benign	0.665	0.543	0.665	0.643	0.671	0.345	0.723	0.548
					Protected	0.021	0.884	0.135	0.642	0.297	0.731	0.031	1
			Logit Oracle	Adam	Benign	0.665	0.568	0.665	0.646	0.671	0.492	0.723	0.375
					Protected	0.015	0.888	0.087	0.646	0.182	0.833	0.019	1
		Logit Max P	Adam	Benign	0.665	0.641	0.665	0.656	0.671	0.663	0.723	0.718	
				Protected	0.531	0.648	0.538	0.668	0.544	0.642	0.486	0.673	
		log P Pseudo	Adam	Benign	0.665	0.582	0.665	0.627	0.671	0.561	0.723	0.703	
				Protected	0.406	0.645	0.398	0.679	0.371	0.662	0.476	0.712	
		Logit Pseudo	Adam	Benign	0.665	0.609	0.665	0.691	0.671	0.661	0.723	0.711	
				Protected	0.433	0.633	0.432	0.677	0.516	0.644	0.491	0.715	
	Anti Adv	Logit Pseudo SGD-M	log P Oracle	Adam	Benign	0.665	0.561	0.665	0.661	0.671	0.611	0.723	0.688
					Protected	0.625	0.631	0.612	0.667	0.677	0.695	0.701	0.68
			log P Oracle	Adam	Benign	0.665	0.562	0.665	0.627	0.671	0.637	0.723	0.725
					Protected	0.999	0.993	0.951	0.876	0.803	0.792	0.999	1
			Logit Oracle	Adam	Benign	0.665	0.625	0.665	0.664	0.671	0.651	0.723	0.712
					Protected	0.993	0.995	0.955	0.924	0.861	0.861	0.999	1
		Logit Max P	Adam	Benign	0.665	0.533	0.665	0.629	0.671	0.596	0.723	0.695	
				Protected	0.681	0.687	0.611	0.684	0.632	0.657	0.715	0.694	
		log P Pseudo	Adam	Benign	0.665	0.548	0.665	0.616	0.671	0.603	0.723	0.694	
				Protected	0.631	0.663	0.659	0.668	0.673	0.653	0.712	0.697	
Logit Pseudo		Adam	Benign	0.665	0.538	0.665	0.652	0.671	0.609	0.723	0.695		
			Protected	0.684	0.687	0.646	0.627	0.661	0.657	0.715	0.694		
PathMNIST	Random Noise				Benign	0.976	0.981	0.971	0.951	0.969	0.968	0.941	0.944
					Protected	0.891	0.981	0.891	0.967	0.911	0.962	0.891	0.942
	Adv	Logit Pseudo SGD-M	log P Oracle	Adam	Benign	0.976	0.942	0.971	0.959	0.969	0.974	0.941	0.859
					Protected	0.351	0.963	0.597	0.954	0.346	0.957	0.228	0.938
			Logit Oracle	Adam	Benign	0.976	0.862	0.971	0.956	0.969	0.886	0.941	0.782
					Protected	0.214	0.986	0.309	0.973	0.408	0.982	0.181	0.998
			Logit Max P	Adam	Benign	0.976	0.741	0.971	0.953	0.969	0.636	0.941	0.684
					Protected	0.176	0.986	0.233	0.969	0.242	0.981	0.117	0.999
		log P Pseudo	Adam	Benign	0.976	0.961	0.971	0.968	0.969	0.824	0.941	0.924	
				Protected	0.634	0.966	0.634	0.966	0.451	0.953	0.587	0.944	
		Logit Pseudo	Adam	Benign	0.976	0.897	0.971	0.962	0.969	0.905	0.941	0.891	
				Protected	0.295	0.961	0.387	0.967	0.459	0.954	0.381	0.938	
		Logit Pseudo	Adam	Benign	0.976	0.836	0.971	0.961	0.969	0.743	0.941	0.899	
				Protected	0.257	0.964	0.321	0.967	0.297	0.956	0.234	0.945	
	Anti Adv	Logit Pseudo SGD-M	log P Oracle	Adam	Benign	0.976	0.963	0.971	0.975	0.969	0.924	0.941	0.911
					Protected	0.913	0.968	0.843	0.964	0.938	0.964	0.921	0.941
			log P Oracle	Adam	Benign	0.976	0.958	0.971	0.957	0.969	0.968	0.941	0.927
					Protected	0.991	0.993	0.988	0.993	0.968	0.991	0.998	0.999
			Logit Oracle	Adam	Benign	0.976	0.957	0.971	0.959	0.969	0.963	0.941	0.883
					Protected	0.992	0.995	0.991	0.995	0.985	0.991	0.995	0.999
		Logit Max P	Adam	Benign	0.976	0.964	0.971	0.954	0.969	0.922	0.941	0.921	
				Protected	0.792	0.967	0.844	0.957	0.922	0.964	0.921	0.944	
		log P Pseudo	Adam	Benign	0.976	0.952	0.971	0.953	0.969	0.948	0.941	0.936	
				Protected	0.925	0.957	0.935	0.951	0.924	0.954	0.887	0.942	
Logit Pseudo		Adam	Benign	0.976	0.946	0.971	0.956	0.969	0.917	0.941	0.917		
			Protected	0.938	0.965	0.938	0.959	0.951	0.961	0.921	0.944		

Table A10: **Original Results(AUC) on 2D data.** We show original result of 2D datasets comparing various models. *CP* is Protected model on Benign data and *PP* is on Protected model on Protected data. The reported values represent the original value in AUC of our method across all 2D datasets. *Target (T)* delineates the adversarial attack aim: "Oracle" represents the ideal conditions, "Probability (Max P)" indicates attacks steered by the maximum output probability of the model, and "Pseudo Labels" refers to using the initial prediction's highest probability to guide the attack direction. *Loss (L)* involves two approaches: using Logistic Probability (Logit) directly as the loss function and applying the logarithm of Logistic Probability ($\log P$) as the loss criterion. *Adv/Anti-adv* indicates whether the strategy aims to minimize or maximize the loss function. *Optimizer (O)* specifies the choice of optimizer for image updates, enhancing the clarity and logical flow of the evaluation methodology. *Dataset (D)* represent benign (original dataset) and protected dataset.

DataSet	Method		ResNet-18		ResNet-50		VGG-16		ConvNext-t		
			Surrogate	Protected	Surrogate	Protected	Surrogate	Protected	Surrogate	Protected	
BloodMNIST	Random Noise		Benign	0.993	0.991	0.991	0.948	0.895	0.961	0.961	0.957
			Protected	0.976	0.991	0.938	0.919	0.882	0.964	0.951	0.956
	Adv	Logit Pseudo SGD-M	Benign	0.993	0.896	0.991	0.941	0.895	0.579	0.961	0.846
			Protected	0.076	0.978	0.284	0.969	0.165	0.961	0.069	0.961
			Benign	0.993	0.939	0.991	0.939	0.895	0.875	0.961	0.736
			Protected	0.023	0.996	0.156	0.981	0.324	0.989	0.023	1
			Benign	0.993	0.874	0.991	0.893	0.895	0.677	0.961	0.644
			Protected	0.037	0.999	0.089	0.988	0.131	0.971	0	1
		Logit Max P Adam	Benign	0.993	0.965	0.991	0.971	0.895	0.898	0.961	0.929
			Protected	0.552	0.979	0.622	0.973	0.469	0.945	0.492	0.966
			Benign	0.993	0.953	0.991	0.945	0.895	0.924	0.961	0.896
			Protected	0.087	0.977	0.232	0.974	0.372	0.957	0.147	0.961
			Benign	0.993	0.907	0.991	0.928	0.895	0.805	0.961	0.857
			Protected	0.102	0.978	0.161	0.974	0.189	0.942	0.078	0.961
	Anti Adv	Logit Pseudo SGD-M	Benign	0.993	0.963	0.991	0.964	0.895	0.903	0.961	0.879
			Protected	0.971	0.979	0.926	0.974	0.881	0.956	0.947	0.961
			Benign	0.993	0.973	0.991	0.971	0.895	0.901	0.961	0.961
			Protected	1	1	1	1	0.922	0.931	1	1
			Benign	0.993	0.991	0.991	0.977	0.895	0.885	0.961	0.961
			Protected	1	1	1	1	0.907	0.959	1	1
		Logit Max P Adam	Benign	0.993	0.955	0.991	0.951	0.895	0.916	0.961	0.898
			Protected	0.969	0.978	0.951	0.974	0.861	0.957	0.948	0.961
			Benign	0.993	0.939	0.991	0.955	0.895	0.925	0.961	0.939
			Protected	0.969	0.971	0.968	0.973	0.891	0.938	0.925	0.959
Benign			0.993	0.955	0.991	0.963	0.895	0.911	0.961	0.898	
Protected			0.969	0.978	0.961	0.977	0.881	0.952	0.948	0.961	
OrganCMNIST	Random Noise		Benign	0.983	0.983	0.982	0.974	0.951	0.938	0.875	0.913
			Protected	0.982	0.984	0.977	0.976	0.949	0.948	0.875	0.915
	Adv	Logit Pseudo SGD-M	Benign	0.983	0.982	0.982	0.981	0.951	0.775	0.875	0.788
			Protected	0.249	0.981	0.572	0.977	0.527	0.931	0.248	0.878
			Benign	0.983	0.983	0.982	0.978	0.951	0.896	0.875	0.722
			Protected	0.301	0.978	0.359	0.968	0.703	0.938	0.255	0.999
			Benign	0.983	0.754	0.982	0.978	0.951	0.864	0.875	0.678
			Protected	0.058	0.994	0.227	0.965	0.618	0.961	0.142	1
		Logit Max P Adam	Benign	0.983	0.984	0.982	0.983	0.951	0.943	0.875	0.871
			Protected	0.675	0.978	0.809	0.977	0.738	0.935	0.608	0.925
			Benign	0.983	0.983	0.982	0.978	0.951	0.908	0.875	0.859
			Protected	0.365	0.981	0.419	0.974	0.752	0.926	0.504	0.881
			Benign	0.983	0.797	0.982	0.981	0.951	0.891	0.875	0.836
			Protected	0.151	0.955	0.297	0.976	0.678	0.942	0.385	0.884
	Anti Adv	Logit Pseudo SGD-M	Benign	0.983	0.976	0.982	0.977	0.951	0.923	0.875	0.816
			Protected	0.968	0.972	0.971	0.975	0.953	0.951	0.879	0.893
			Benign	0.983	0.983	0.982	0.978	0.951	0.952	0.875	0.853
			Protected	0.999	0.999	0.998	0.998	0.989	0.989	0.996	0.999
			Benign	0.983	0.978	0.982	0.979	0.951	0.951	0.875	0.831
			Protected	1	1	0.996	0.998	0.982	0.983	0.996	0.999
		Logit Max P Adam	Benign	0.983	0.969	0.982	0.974	0.951	0.929	0.875	0.841
			Protected	0.961	0.965	0.961	0.974	0.956	0.951	0.891	0.884
			Benign	0.983	0.977	0.982	0.977	0.951	0.941	0.875	0.848
			Protected	0.971	0.972	0.972	0.973	0.951	0.951	0.874	0.876
Benign			0.983	0.969	0.982	0.976	0.951	0.929	0.875	0.841	
Protected			0.961	0.965	0.961	0.973	0.956	0.951	0.891	0.884	
OrganAMNIST	Random Noise		Benign	0.979	0.982	0.992	0.981	0.959	0.953	0.945	0.947
			Protected	0.976	0.982	0.987	0.991	0.951	0.958	0.943	0.951
	Adv	Logit Pseudo SGD-M	Benign	0.979	0.846	0.992	0.991	0.959	0.801	0.945	0.823
			Protected	0.158	0.961	0.485	0.986	0.543	0.933	0.187	0.925
			Benign	0.979	0.966	0.992	0.991	0.959	0.928	0.945	0.883
			Protected	0.345	0.963	0.405	0.981	0.737	0.951	0.173	0.995
			Benign	0.979	0.829	0.992	0.991	0.959	0.884	0.945	0.817
			Protected	0.032	0.996	0.222	0.981	0.611	0.958	0.051	0.998
		Logit Max P Adam	Benign	0.979	0.984	0.992	0.994	0.959	0.932	0.945	0.955
			Protected	0.636	0.981	0.816	0.988	0.751	0.943	0.554	0.951
			Benign	0.979	0.962	0.992	0.991	0.959	0.929	0.945	0.909
			Protected	0.353	0.963	0.448	0.985	0.791	0.936	0.353	0.918
			Benign	0.979	0.851	0.992	0.992	0.959	0.889	0.945	0.842
			Protected	0.144	0.952	0.278	0.986	0.681	0.941	0.201	0.934
	Anti Adv	Logit Pseudo SGD-M	Benign	0.979	0.957	0.992	0.992	0.959	0.939	0.945	0.874
			Protected	0.957	0.962	0.981	0.984	0.957	0.951	0.898	0.914
			Benign	0.979	0.979	0.992	0.992	0.959	0.955	0.945	0.945
			Protected	1	1	1	1	0.991	0.991	1	1
			Benign	0.979	0.971	0.992	0.992	0.959	0.955	0.945	0.945
			Protected	1	1	0.999	1	0.991	0.991	1	1
		Logit Max P Adam	Benign	0.979	0.958	0.992	0.991	0.959	0.943	0.945	0.886
			Protected	0.953	0.963	0.977	0.984	0.961	0.956	0.908	0.918
			Benign	0.979	0.973	0.992	0.991	0.959	0.951	0.945	0.926
			Protected	0.962	0.967	0.981	0.983	0.949	0.948	0.902	0.919
Benign			0.979	0.958	0.992	0.991	0.959	0.943	0.945	0.886	
Protected			0.953	0.963	0.977	0.984	0.961	0.956	0.908	0.918	

Table A11: **Original Results(AUC) on 2D data.** We show original result of 2D datasets comparing various models. *CP* is Protected model on Benign data and *PP* is on Protected model on Protected data. The reported values represent the original value in AUC of our method across all 2D datasets. *Target (T)* delineates the adversarial attack aim: "Oracle" represents the ideal conditions, "Probability (Max P)" indicates attacks steered by the maximum output probability of the model, and "Pseudo Labels" refers to using the initial prediction's highest probability to guide the attack direction. *Loss (L)* involves two approaches: using Logistic Probability (Logit) directly as the loss function and applying the logarithm of Logistic Probability ($\log P$) as the loss criterion. *Adv/Anti-adv* indicates whether the strategy aims to minimize or maximize the loss function. *Optimizer (O)* specifies the choice of optimizer for image updates, enhancing the clarity and logical flow of the evaluation methodology. *Dataset (D)* represent benign (original dataset) and protected dataset.

DataSet	Method				ResNet-18		ResNet-50		VGG-16		ConvNext-t				
	A	L	T	O	D	Surrogate	Protected	Surrogate	Protected	Surrogate	Protected	Surrogate	Protected		
OrganSMNIST	Random Noise				Benign	0.952	0.945	0.961	0.936	0.929	0.924	0.829	0.821		
					Protected	0.946	0.949	0.933	0.941	0.924	0.928	0.827	0.826		
	Adv	Logit Pseudo SGD-M	log P	Oracle	Adam	Benign	0.307	0.943	0.512	0.953	0.422	0.924	0.313	0.836	
						Protected	0.952	0.941	0.961	0.946	0.929	0.835	0.829	0.657	
			Logit Oracle	Adam	Benign	0.277	0.948	0.433	0.942	0.629	0.971	0.197	1		
					Protected	0.952	0.739	0.961	0.961	0.929	0.747	0.829	0.608		
			Logit Max P	Adam	Benign	0.079	0.998	0.223	0.951	0.422	0.972	0.111	1		
					Protected	0.952	0.958	0.961	0.964	0.929	0.915	0.829	0.807		
		Logit Pseudo	Adam	Benign	0.636	0.951	0.777	0.957	0.642	0.918	0.566	0.837			
				Protected	0.952	0.945	0.961	0.953	0.929	0.881	0.829	0.797			
		Logit Pseudo	Adam	Benign	0.438	0.943	0.545	0.951	0.714	0.914	0.545	0.816			
				Protected	0.952	0.817	0.961	0.959	0.929	0.826	0.829	0.789			
		Anti Adv	Logit Pseudo SGD-M	log P	Oracle	Adam	Benign	0.288	0.911	0.343	0.953	0.519	0.921	0.437	0.832
							Protected	0.952	0.946	0.961	0.955	0.929	0.904	0.829	0.763
	Logit Oracle			Adam	Benign	0.949	0.943	0.945	0.952	0.931	0.921	0.811	0.838		
					Protected	0.952	0.951	0.961	0.959	0.929	0.927	0.829	0.801		
	Logit Max P			Adam	Benign	1	1	0.998	0.999	0.984	0.988	0.995	1		
					Protected	0.952	0.921	0.961	0.958	0.929	0.907	0.829	0.726		
	Logit Pseudo		Adam	Benign	0.999	1	0.989	0.996	0.972	0.973	0.995	1			
				Protected	0.952	0.922	0.961	0.952	0.929	0.901	0.829	0.805			
	Logit Pseudo		Adam	Benign	0.924	0.932	0.936	0.951	0.932	0.921	0.829	0.835			
				Protected	0.952	0.941	0.961	0.951	0.929	0.919	0.829	0.815			
	Logit Pseudo		Adam	Benign	0.931	0.938	0.943	0.951	0.921	0.925	0.812	0.831			
				Protected	0.952	0.922	0.961	0.951	0.929	0.896	0.829	0.805			
Logit Pseudo	Adam	Benign	0.924	0.933	0.936	0.951	0.932	0.914	0.829	0.835					
		Protected													
TissueMNIST	Random Noise				Benign	0.882	0.824	0.886	0.801	0.863	0.831	0.821	0.798		
					Protected	0.811	0.857	0.822	0.872	0.761	0.851	0.778	0.811		
	Adv	Logit Pseudo SGD-M	log P	Oracle	Adam	Benign	0.882	0.749	0.886	0.853	0.863	0.673	0.821	0.718	
						Protected	0.298	0.857	0.571	0.844	0.271	0.858	0.258	0.819	
			Logit Oracle	Adam	Benign	0.882	0.389	0.886	0.651	0.863	0.442	0.821	0.489		
					Protected	0.119	0.997	0.205	0.943	0.165	0.991	0.111	1		
			Logit Max P	Adam	Benign	0.882	0.296	0.886	0.603	0.863	0.374	0.821	0.439		
					Protected	0.075	0.999	0.105	0.948	0.101	0.979	0.017	1		
		Logit Pseudo	Adam	Benign	0.882	0.821	0.886	0.847	0.863	0.808	0.821	0.806			
				Protected	0.557	0.844	0.618	0.845	0.453	0.848	0.483	0.813			
		Logit Pseudo	Adam	Benign	0.882	0.791	0.886	0.822	0.863	0.766	0.821	0.745			
				Protected	0.353	0.856	0.373	0.846	0.396	0.856	0.378	0.823			
		Logit Pseudo	Adam	Benign	0.882	0.753	0.886	0.805	0.863	0.722	0.821	0.743			
				Protected	0.291	0.857	0.285	0.845	0.294	0.862	0.252	0.817			
	Anti Adv	Logit Pseudo SGD-M	log P	Oracle	Adam	Benign	0.882	0.839	0.886	0.871	0.863	0.794	0.821	0.763	
						Protected	0.841	0.871	0.812	0.871	0.811	0.864	0.801	0.821	
			Logit Oracle	Adam	Benign	0.882	0.847	0.886	0.863	0.863	0.826	0.821	0.813		
					Protected	0.991	1	0.968	0.996	0.961	0.988	1	1		
			Logit Max P	Adam	Benign	0.882	0.809	0.886	0.848	0.863	0.791	0.821	0.726		
					Protected	0.977	1	0.94	0.994	0.924	0.978	0.998	1		
		Logit Pseudo	Adam	Benign	0.882	0.835	0.886	0.851	0.863	0.791	0.821	0.756			
				Protected	0.832	0.871	0.774	0.871	0.798	0.865	0.802	0.821			
		Logit Pseudo	Adam	Benign	0.882	0.848	0.886	0.852	0.863	0.814	0.821	0.781			
				Protected	0.831	0.865	0.828	0.861	0.795	0.858	0.771	0.817			
Logit Pseudo		Adam	Benign	0.882	0.838	0.886	0.851	0.863	0.792	0.821	0.757				
			Protected	0.837	0.871	0.803	0.871	0.803	0.864	0.802	0.821				

Table A12: **Original Results(ACC) on 3D data.** We show original result of 3D datasets comparing various models. *CP* is Protected model on Benign data and *PP* is on Protected model on Protected data. *Target (T)* delineates the adversarial attack aim: "Oracle" represents the ideal conditions and "Pseudo" refers to using the initial prediction's highest probability to guide the attack direction. *Adv/Anti-adv* indicates whether the strategy aims to minimize or maximize the loss function. *Dataset (D)* represent benign (original) dataset and protected dataset. Using Logistic Probability (Logit) directly as the loss function and Adam as optimizer.

DataSet	Method		ResNet-18		ResNet-50		VGG-16		ConvNext-t			
	A	T	D	<i>Surrogate</i>	<i>Protected</i>	<i>Surrogate</i>	<i>Protected</i>	<i>Surrogate</i>	<i>Protected</i>	<i>Surrogate</i>	<i>Protected</i>	
OrganMNIST3d	Random Noise		Benign	0.926	0.908	0.895	0.795	0.921	0.895	0.598	0.597	
			Protected	0.795	0.921	0.664	0.902	0.744	0.923	0.551	0.593	
	Adv	Oracle	Benign	0.923	0.901	0.915	0.918	0.926	0.734	0.598	0.303	
			Protected	0	0.915	0	0.892	0	0.916	0	0.995	
		Pseudo	Benign	0.926	0.911	0.895	0.911	0.921	0.616	0.598	0.398	
			Protected	0.043	0.889	0.031	0.913	0.038	0.885	0.046	0.613	
	Anti Adv	Oracle	Benign	0.923	0.716	0.915	0.828	0.926	0.682	0.598	0.598	
			Protected	1	1	1	1	0.933	1	1	1	
		Pseudo	Benign	0.923	0.544	0.915	0.821	0.926	0.533	0.598	0.428	
			Protected	0.923	0.923	0.931	0.931	0.862	0.925	0.598	0.598	
	NoduleMNIST3d	Random Noise		Benign	0.848	0.845	0.835	0.848	0.871	0.874	0.816	0.829
				Protected	0.858	0.826	0.829	0.848	0.848	0.865	0.801	0.813
Adv		Oracle	Benign	0.832	0.794	0.835	0.848	0.845	0.319	0.816	0.794	
			Protected	0.197	1	0	0.845	0	0.997	0.784	1	
		Pseudo	Benign	0.848	0.845	0.835	0.865	0.871	0.813	0.816	0.794	
			Protected	0.123	0.845	0.155	0.839	0.352	0.858	0.794	0.794	
Anti Adv		Oracle	Benign	0.832	0.813	0.835	0.868	0.845	0.806	0.816	0.842	
			Protected	1	1	1	1	1	1	0.958	1	
		Pseudo	Benign	0.832	0.855	0.835	0.829	0.845	0.842	0.816	0.529	
			Protected	0.829	0.852	0.858	0.852	0.861	0.861	0.848	0.206	
FractureMNIST3d		Random Noise		Benign	0.479	0.412	0.533	0.512	0.517	0.483	0.417	0.425
				Protected	0.479	0.412	0.533	0.517	0.517	0.483	0.417	0.425
	Adv	Oracle	Benign	0.458	0.338	0.433	0.208	0.5 0	217 0	417 0	212	
			Protected	0	1	0.433	1	0	0.996	0	1	
		Pseudo	Benign	0.479	0.454	0.533	0.525	0.517	0.471	0.417	0.375	
			Protected	0.263	0.454	0.308	0.492	0.501	0.446	0.388	0.375	
	Anti Adv	Oracle	Benign	0.458	0.371	0.433	0.196	0.501	0.451	0.417	0.404	
			Protected	1	1	0.433	1	1	1	1	1	
		Pseudo	Benign	0.458	0.254	0.433	0.458	0.501	0.396	0.417	0.329	
			Protected	0.517	0.508	0.433	0.454	0.501	0.501	0.417	0.392	

Table A13: **Original Results(AUC) on 3D data.** We show original result of 3D datasets comparing various models. *CP* is Protected model on Benign data and *PP* is on Protected model on Protected data. *Target (T)* delineates the adversarial attack aim: "Oracle" represents the ideal conditions and "Pseudo" refers to using the initial prediction's highest probability to guide the attack direction. *Adv/Anti-adv* indicates whether the strategy aims to minimize or maximize the loss function. *Dataset (D)* represent benign (original) dataset and protected dataset. Using Logistic Probability (Logit) directly as the loss function and Adam as optimizer.

DataSet	Method		ResNet-18		ResNet-50		VGG-16		ConvNext-t			
	A	T	D	<i>Surrogate</i>	<i>Protected</i>	<i>Surrogate</i>	<i>Protected</i>	<i>Surrogate</i>	<i>Protected</i>	<i>Surrogate</i>	<i>Protected</i>	
OrganMNIST3d	Random Noise		Benign	0.995	0.994	0.989	0.973	0.995	0.992	0.877	0.878	
			Protected	0.979	0.996	0.953	0.989	0.979	0.995	0.865	0.871	
	Adv	Oracle	Benign	0.993	0.992	0.994	0.992	0.988	0.952	0.877	0.756	
			Protected	0.008	0.992	0	0.988	0.045	0.991	0	0.998	
	Pseudo		Benign	0.995	0.993	0.989	0.996	0.995	0.925	0.877	0.838	
			Protected	0.096	0.991	0.109	0.994	0.147	0.982	0.206	0.879	
	Anti Adv	Oracle	Benign	0.993	0.991	0.994	0.992	0.988	0.973	0.877	0.877	
			Protected	1	1	1	1	0.994	1	1	1	
	Pseudo		Benign	0.993	0.967	0.994	0.985	0.988	0.955	0.877	0.867	
			Protected	0.965	0.982	0.981	0.987	0.974	0.982	0.812	0.861	
	NoduleMNIST3d	Random Noise		Benign	0.803	0.871	0.822	0.841	0.917	0.912	0.857	0.847
				Protected	0.799	0.853	0.791	0.864	0.909	0.896	0.861	0.844
Adv		Oracle	Benign	0.737	0.761	0.822	0.841	0.862	0.461	0.857	0.429	
			Protected	0	1	0	0.832	0	1	0	1	
Pseudo			Benign	0.803	0.868	0.822	0.871	0.917	0.748	0.857	0.765	
			Protected	0.318	0.866	0.334	0.857	0.359	0.815	0.324	0.765	
Anti Adv		Oracle	Benign	0.737	0.812	0.822	0.865	0.862	0.835	0.857	0.86	
			Protected	1	1	1	1	1	1	1	1	
Pseudo			Benign	0.737	0.865	0.822	0.821	0.862	0.819	0.857	0.851	
			Protected	0.771	0.874	0.771	0.811	0.745	0.836	0.846	0.817	
FractureMNIST3d		Random Noise		Benign	0.577	0.654	0.691	0.716	0.619	0.641	0.564	0.547
				Protected	0.577	0.655	0.691	0.716	0.619	0.639	0.564	0.547
	Adv	Oracle	Benign	0.583	0.524	0.473	0.536	0.629	0.531	0.564	0.485	
			Protected	0	1	0	1	0.007	1	0	1	
	Pseudo		Benign	0.577	0.611	0.691	0.665	0.619	0.647	0.564	0.534	
			Protected	0.433	0.609	0.444	0.649	0.586	0.651	0.538	0.544	
	Anti Adv	Oracle	Benign	0.583	0.539	0.473	0.571	0.629	0.581	0.564	0.563	
			Protected	1	1	1	1	1	1	1	1	
	Pseudo		Benign	0.583	0.512	0.473	0.577	0.629	0.602	0.564	0.546	
			Protected	0.633	0.603	0.456	0.579	0.628	0.644	0.552	0.529	

Table A14: **Raw Results(ACC) on High-Resolution data.** We show original result of High-Resolution datasets comparing various models. *CP* is Protected model on Benign data and *PP* is on Protected model on Protected data. *Target (T)* delineates the adversarial attack aim: "Oracle" represents the ideal conditions and "Pseudo" refers to using the initial prediction's highest probability to guide the attack direction. *Adv/Anti-adv* indicates whether the strategy aims to minimize or maximize the loss function. *Dataset (D)* represent benign (original) dataset and protected dataset. Using Logistic Probability (Logit) directly as the loss function and Adam as optimizer.

DataSet	Method		ResNet-18		ResNet-50		VGG-16		ConvNext-t			
	A	T	D	<i>Surrogate</i>	<i>Protected</i>	<i>Surrogate</i>	<i>Protected</i>	<i>Surrogate</i>	<i>Protected</i>	<i>Surrogate</i>	<i>Protected</i>	
BloodMNIST	Random Noise		Benign	0.985	0.982	0.983	0.985	0.986	0.983	0.856	0.857	
			Protected	0.977	0.983	0.981	0.984	0.974	0.988	0.855	0.864	
	Adv	Oracle	Benign	0.985	0.593	0.983	0.543	0.986	0.869	0.856	0.786	
			Protected	1	1	1	1	1	1	0.989	1	
		Pseudo	Benign	0.985	0.833	0.983	0.866	0.986	0.875	0.856	0.803	
			Protected	0.985	0.985	0.983	0.983	0.986	0.986	0.856	0.867	
	Anti Adv	Oracle	Benign	0.985	0.701	0.983	0.956	0.986	0.778	0.856	0.433	
			Protected	0	1	0.007	0.992	0.009	0.997	0.146	0.999	
		Pseudo	Benign	0.985	0.784	0.983	0.968	0.986	0.868	0.856	0.881	
			Protected	0.011	0.985	0.013	0.981	0.011	0.985	0.172	0.926	
	RetianMNIST	Random Noise		Benign	0.551	0.541	0.531	0.521	0.547	0.525	0.542	0.527
				Protected	0.541	0.545	0.515	0.512	0.555	0.535	0.541	0.531
Adv		Oracle	Benign	0.551	0.521	0.531	0.323	0.547	0.445	0.542	0.461	
			Protected	1	1	0.995	0.968	1	0.998	0.841	1	
		Pseudo	Benign	0.551	0.438	0.531	0.482	0.547	0.505	0.542	0.502	
			Protected	0.551	0.552	0.531	0.517	0.547	0.547	0.542	0.545	
Anti Adv		Oracle	Benign	0.551	0.362	0.531	0.532	0.547	0.537	0.542	0.05	
			Protected	0	0.94	0	0.515	0	0.537	0.307	1	
		Pseudo	Benign	0.551	0.547	0.531	0.505	0.547	0.532	0.542	0.505	
			Protected	0.142	0.552	0.117	0.512	0.147	0.527	0.455	0.481	
BreastMNIST		Random Noise		Benign	0.853	0.878	0.808	0.841	0.846	0.859	0.353	0.429
				Protected	0.859	0.878	0.795	0.827	0.833	0.859	0.346	0.436
	Adv	Oracle	Benign	0.853	0.269	0.808	0.718	0.846	0.724	0.353	0.276	
			Protected	1	1	0.962	0.962	1	1	0.846	1	
		Pseudo	Benign	0.853	0.269	0.808	0.641	0.846	0.455	0.353	0.269	
			Protected	0.841	0.841	0.769	0.776	0.846	0.865	0.718	0.705	
	Anti Adv	Oracle	Benign	0.853	0.737	0.808	0.769	0.846	0.859	0.353	0.269	
			Protected	0	1	0	0.776	0	0.865	0.269	1	
		Pseudo	Benign	0.853	0.782	0.808	0.712	0.846	0.865	0.353	0.269	
			Protected	0.161	0.872	0.231	0.724	0.154	0.878	0.269	0.269	
	OrganAMNIST	Random Noise		Benign	0.951	0.949	0.952	0.946	0.959	0.959	0.871	0.881
				Protected	0.864	0.949	0.921	0.951	0.933	0.959	0.843	0.879
Adv		Oracle	Benign	0.951	0.849	0.952	0.807	0.959	0.925	0.871	0.709	
			Protected	1	1	1	0.999	1	1	0.955	1	
		Pseudo	Benign	0.951	0.761	0.952	0.881	0.959	0.902	0.871	0.493	
			Protected	0.951	0.951	0.952	0.952	0.959	0.959	0.832	0.871	
Anti Adv		Oracle	Benign	0.951	0.656	0.952	0.951	0.959	0.609	0.871	0.095	
			Protected	0	0.988	0.002	0.941	0.002	0.986	0	1	
		Pseudo	Benign	0.951	0.571	0.952	0.951	0.959	0.603	0.871	0.182	
			Protected	0.017	0.951	0.014	0.945	0.002	0.958	0.022	0.871	
PneumoniaMNIST		Random Noise		Benign	0.881	0.862	0.843	0.853	0.837	0.831	0.812	0.814
				Protected	0.871	0.871	0.849	0.859	0.796	0.856	0.816	0.821
	Adv	Oracle	Benign	0.881	0.625	0.843	0.625	0.837	0.663	0.812	0.812	
			Protected	1	0.998	1	0.998	1	1	1	1	
		Pseudo	Benign	0.881	0.625	0.843	0.702	0.837	0.856	0.812	0.667	
			Protected	0.867	0.865	0.833	0.832	0.832	0.832	0.804	0.801	
	Anti Adv	Oracle	Benign	0.881	0.577	0.843	0.375	0.837	0.845	0.812	0.511	
			Protected	0	1	0	0.982	0	0.97	0	1	
		Pseudo	Benign	0.881	0.843	0.843	0.607	0.837	0.814	0.812	0.625	
			Protected	0.133	0.867	0.167	0.841	0.168	0.837	0.196	0.804	

Table A15: **Raw Results(AUC) on High-Resolution data.** We show original result of High-Resolution datasets comparing various models. *CP* is Protected model on Benign data and *PP* is on Protected model on Protected data. *Target (T)* delineates the adversarial attack aim: "Oracle" represents the ideal conditions and "Pseudo" refers to using the initial prediction's highest probability to guide the attack direction. *Adv/Anti-adv* indicates whether the strategy aims to minimize or maximize the loss function. *Dataset (D)* represent benign (original) dataset and protected dataset. Using Logistic Probability (Logit) directly as the loss function and Adam as optimizer.

DataSet	Method		ResNet-18		ResNet-50		VGG-16		ConvNext-t		
	A	T	D	<i>Surrogate Protected</i>	<i>Surrogate Protected</i>	<i>Surrogate Protected</i>	<i>Surrogate Protected</i>	<i>Surrogate Protected</i>	<i>Surrogate Protected</i>	<i>Surrogate Protected</i>	
BloodMNIST	Random Noise		Benign Protected	0.999 0.999	0.998 0.998	0.999 0.999	0.999 0.999	0.961 0.968	0.955 0.965		
	Adv	Oracle	Benign Protected	0.999 0.993	0.998 0.985	0.999 0.996	0.999 0.996	0.961 0.953	0.998 1		
		Pseudo	Benign Protected	0.999 0.983	0.998 0.983	0.999 0.987	0.999 0.987	0.961 0.957	0.956 0.975		
			Protected	0.992 0.997	0.992 0.996	0.997 0.998	0.997 0.998	0.956 0.975			
	Anti Adv	Oracle	Benign Protected	0.999 0.937	0.998 0.996	0.999 0.982	0.999 0.982	0.961 0.825	0.496 1		
		Pseudo	Benign Protected	0.094 1	0.138 0.999	0.066 1	0.066 1	0.496 1	0.961 0.979		
			Protected	0.999 0.953	0.998 0.996	0.999 0.991	0.999 0.991	0.961 0.979	0.566 0.983		
	RetianMNIST	Random Noise		Benign Protected	0.708 0.694	0.687 0.696	0.722 0.706	0.722 0.706	0.719 0.722	0.721 0.723	
		Adv	Oracle	Benign Protected	0.708 0.691	0.687 0.682	0.722 0.689	0.722 0.689	0.719 0.675	0.971 1	
			Pseudo	Benign Protected	1 1	1 0.996	1 1	1 1	0.971 1	0.719 0.698	0.722 0.707
				Protected	0.708 0.599	0.687 0.656	0.722 0.681	0.722 0.681	0.719 0.698	0.707 0.712	
		Anti Adv	Oracle	Benign Protected	0.708 0.621	0.687 0.705	0.722 0.729	0.722 0.729	0.719 0.546	0.282 1	
Pseudo			Benign Protected	0 0.969	0.001 0.692	0 0.717	0 0.717	0.282 1	0.719 0.722	0.634 0.712	
			Protected	0.708 0.691	0.687 0.709	0.722 0.726	0.722 0.726	0.719 0.722	0.634 0.712		
BreastMNIST		Random Noise		Benign Protected	0.846 0.873	0.812 0.861	0.853 0.897	0.853 0.897	0.558 0.621	0.563 0.624	
		Adv	Oracle	Benign Protected	0.846 0.835	0.813 0.821	0.853 0.856	0.853 0.856	0.558 0.638	0.957 1	
			Pseudo	Benign Protected	1 1	1 0.997	1 1	1 1	0.957 1	0.558 0.531	0.588 0.607
				Protected	0.846 0.661	0.813 0.851	0.853 0.894	0.853 0.894	0.558 0.531	0.588 0.607	
		Anti Adv	Oracle	Benign Protected	0.846 0.752	0.813 0.839	0.853 0.901	0.853 0.901	0.558 0.412	0 1	
	Pseudo		Benign Protected	0 1	0 0.821	0 0.891	0 0.891	0 1	0.558 0.613	0.404 0.434	
			Protected	0.846 0.871	0.813 0.861	0.853 0.896	0.853 0.896	0.558 0.613	0.404 0.434		
	OrganAMNIST	Random Noise		Benign Protected	0.996 0.996	0.996 0.995	0.997 0.997	0.997 0.997	0.968 0.971	0.965 0.969	
		Adv	Oracle	Benign Protected	0.996 0.993	0.996 0.993	0.997 0.995	0.997 0.995	0.968 0.969	0.999 0.999	
			Pseudo	Benign Protected	1 1	1 1	1 1	1 1	0.968 0.935	0.927 0.956	
				Protected	0.996 0.985	0.996 0.991	0.997 0.993	0.997 0.993	0.968 0.935	0.927 0.956	
		Anti Adv	Oracle	Benign Protected	0.996 0.954	0.996 0.996	0.997 0.915	0.997 0.915	0.968 0.649	0.011 1	
Pseudo			Benign Protected	0.093 0.999	0.042 0.995	0.053 0.999	0.053 0.999	0.011 1	0.968 0.758	0.088 0.961	
			Protected	0.996 0.948	0.996 0.996	0.997 0.918	0.997 0.918	0.968 0.758	0.088 0.961		
PneumoniaMNIST		Random Noise		Benign Protected	0.963 0.961	0.947 0.963	0.947 0.935	0.947 0.935	0.876 0.88	0.864 0.873	
		Adv	Oracle	Benign Protected	0.963 0.928	0.947 0.821	0.947 0.914	0.947 0.914	0.876 0.876	0.876 0.876	
			Pseudo	Benign Protected	1 1	1 1	1 1	1 1	0.876 0.876	0.876 0.623	0.589 0.907
				Protected	0.963 0.925	0.947 0.918	0.947 0.955	0.947 0.955	0.876 0.623	0.589 0.907	
		Anti Adv	Oracle	Benign Protected	0.963 0.886	0.947 0.773	0.947 0.773	0.947 0.773	0.876 0.56	0 1	
	Pseudo		Benign Protected	0 1	0 0.999	0 0.998	0 0.998	0 1	0.876 0.571	0.421 0.902	
			Protected	0.963 0.894	0.947 0.915	0.947 0.961	0.947 0.961	0.876 0.571	0.421 0.902		