

Large Language Models Are State-of-the-Art Evaluator for Grammatical Error Correction

Masamune Kobayashi[◇] Masato Mita^{†◇} Mamoru Komachi[‡]

[◇]Tokyo Metropolitan University, Japan [†]CyberAgent Inc. [‡]Hitotsubashi University, Japan
kobayashi-masamune@ed.tmu.ac.jp, mita_masato@cyberagent.co.jp,
mamoru.komachi@r.hit-u.ac.jp

Abstract

Large Language Models (LLMs) have been reported to outperform existing automatic evaluation metrics in some tasks, such as text summarization and machine translation. However, there has been a lack of research on LLMs as evaluators in grammatical error correction (GEC). In this study, we investigate the performance of LLMs in English GEC evaluation by employing prompts designed to incorporate various evaluation criteria inspired by previous research. Our extensive experimental results demonstrate that GPT-4 achieved Kendall’s rank correlation of 0.662 with human evaluations, surpassing all existing methods. Furthermore, in recent GEC evaluations, we have underscored the significance of the LLMs scale and particularly emphasized the importance of fluency among evaluation criteria.

1 Introduction

Large Language Models (LLMs) have surpassed existing systems in various NLP tasks, showcasing their high capabilities of language understanding and generation (Ye et al., 2023; Bubeck et al., 2023). These LLMs, which have had a significant impact on recent NLP research, also demonstrate the ability to produce high-quality corrections in grammatical error correction (GEC) (Schick et al., 2022; Dwivedi-Yu et al., 2022; Fang et al., 2023; Loem et al., 2023; Coyne et al., 2023).

In recent years, several studies have been conducted on the use of LLMs as an evaluator. In text summarization, dialogue generation, and machine translation, GPT-4 has demonstrated superior performance compared to existing automatic evaluation metrics (Liu et al., 2023b; Kocmi and Federmann, 2023). While there is very little research on GEC evaluation, considering GPT-4’s ability to explain grammatical errors with 90% accuracy in human evaluations (Song et al., 2023), it holds potential for evaluating corrections. Sottana et al.

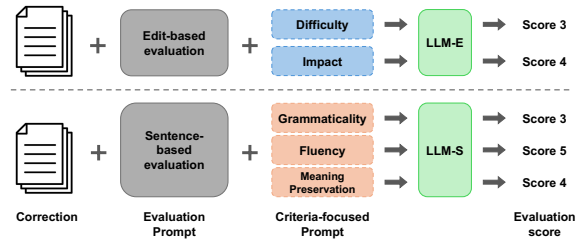


Figure 1: Evaluation framework using LLMs.

(2023) conducted meta-evaluation using a limited number of systems, but there has been no comprehensive analysis using dozens of systems like traditional approaches such as Grundkiewicz et al. (2015) and Kobayashi et al. (2024).

Therefore, we aim to explore the extent to which LLMs operate as evaluation models in English GEC. Specifically, we conduct GEC evaluations using LLMs with prompts at different evaluation granularities to investigate how evaluation capabilities change with the presence of evaluation criteria and the scale of LLMs, as shown in Figure 1. Kobayashi et al. (2024)’s work on the evaluation of metrics (i.e., meta-evaluation) has revealed that conventional metrics lack the resolution to capture performance differences in high-performing GEC systems. Given this current state, to facilitate proper GEC evaluation moving forward, we investigate the potential of LLMs by comparing them with conventional metrics through meta-evaluation.

Our contributions are summarized as follows. (1) We conducted a comprehensive investigation into the performance of LLMs as evaluators in GEC, and the results showed that GPT-4 achieved state-of-the-art performance, indicating the usefulness of considering evaluation criteria in prompts (especially fluency). (2) It was suggested that as LLM scales decrease, the correlation with human evaluations decreases, and the ability to capture fluency in corrected sentences diminishes. Smaller LLMs tend to avoid extreme scores, while larger LLMs

tend to assign higher scores.

2 Experiment setup

In this section, we explain the considered GEC metrics (§2.1) and meta-evaluation methods (§2.2).

2.1 Considered metrics

GEC metrics: We use two types of evaluation metrics: Edit-Based Metrics (EBMs), which assess only the edits made in the corrected text, and Sentence-Based Metric (SBMs), which evaluate the overall quality of the corrected sentences.

For EBMs, we employ four metrics.

- M^2 (Dahlmeier and Ng, 2012) dynamically extracts edits using Levenshtein algorithm to maximize overlap with gold annotations from the hypothesis sentences and calculates the F-score.
- **ERRANT** (Bryant et al., 2017) is similar to M^2 , but it differs in that it uses a linguistically extended Damerau-Levenshtein algorithm for edit extraction to enhance the alignment of tokens with similar linguistic properties.
- **GoToScorer** (Gotou et al., 2020) calculates an F-score taking into account the difficulty of corrections. The difficulty is defined based on the number of systems that could correctly correct errors per total number of systems.
- **PT- M^2** (Gong et al., 2022) combines M^2 with BERTScore (Zhang et al., 2019), enabling the measurement of semantic similarity in addition to simply comparing edits.

For SBMs, we utilize four metrics.

- **GLEU** (Napoles et al., 2015) rewards n -grams in the hypothesis sentence that match the reference but are not in the source sentence while penalizing n -grams in the source that do not match the reference. We use GLEU without tuning (Napoles et al., 2016).
- **Scribendi Score** (Islam and Magnani, 2021) evaluates based on GPT-2 perplexity, token sort ratio, and Levenshtein distance ratio.
- **SOME** (Yoshimura et al., 2020) fine-tunes BERT (Devlin et al., 2019) using human evaluation scores based on three criteria: grammaticality, fluency, and meaning preservation.

- **IMPARA** (Maeda et al., 2022) utilizes a quality estimation model and a similarity model based on BERT to consider the impact of edits.

LLMs: We consider three LLMs: LLaMa 2 (Touvron et al., 2023) (13B for chat), GPT-3.5 (Ouyang et al., 2022) (gpt-3.5-turbo-1106), and GPT-4 (OpenAI, 2023) (gpt-4-1106-preview), conducting evaluations using prompts to assess both edits and sentences separately. LLMs for edit-based evaluation are denoted with “-E” at the end, while ones for sentence-based evaluation have “-S” at the end. Furthermore, we created prompts focusing on GEC evaluation criteria to investigate the impact of prompts on evaluation performance, comparing them with the base prompt. For simplicity, this experiment uses only GPT-4 as the base LLM architecture. GPT-4-E, which evaluates edits, focuses on the difficulty of corrections (Gotou et al., 2020) and the impact of edits (Maeda et al., 2022). GPT-4-S, which evaluates sentences, uses prompts focusing on grammaticality, fluency, and meaning preservation (Asano et al., 2017; Yoshimura et al., 2020). Detailed information on each prompt is provided in Appendix A.

2.2 Meta-evaluation methods

We conduct system-level and sentence-level meta-evaluations using SEEDA dataset (Kobayashi et al., 2024). SEEDA consists of human evaluations at two different granularities: edit-based and sentence-based, for 12 outputs from neural-based GEC systems and 3 human-authored sentences. The dataset comprises two components: SEEDA-E based on edit-based evaluation and SEEDA-S based on sentence-based evaluation. In SEEDA, for correction pairs (A, B) sampled from these corrected sentence collections, three annotators provide 5-point scores for each granularity, resulting in 5347 pairwise judgments (A>B, A=B, A<B). Subsequently, human rankings (from 1st to 15th place) of systems are obtained from pairwise judgments using rating algorithms such as Trueskill (Sakaguchi et al., 2014) and Expected Wins (Bojar et al., 2013). We conduct two variations of meta-evaluation: “Base”, which uses the 12 systems excluding outliers, and “+ Fluent corr.”, which adds two fluent corrected sentences¹ additionally.

¹In GEC, there are two types of edits: minimal edits, which make the minimum necessary corrections, and fluency edits, which aim to make the sentence more fluent.

Metric	System-level								Sentence-level							
	SEEDA-E				SEEDA-S				SEEDA-E				SEEDA-S			
	Base		+ Fluent corr.		Base		+ Fluent corr.		Base		+ Fluent corr.		Base		+ Fluent corr.	
	r	ρ	r	ρ	r	ρ	r	ρ	Acc	τ	Acc	τ	Acc	τ	Acc	τ
M^2	0.791	0.764	-0.239	0.161	0.658	0.487	-0.336	-0.013	0.582	0.328	0.527	0.216	0.512	0.200	0.496	0.170
ERRANT	0.697	0.671	-0.502	0.051	0.557	0.406	-0.587	-0.116	0.573	0.310	0.511	0.188	0.498	0.189	0.471	0.129
GoToScorer	0.901	0.937	0.667	0.916	0.929	0.881	0.627	0.881	0.521	0.042	0.505	0.009	0.477	-0.046	0.504	0.009
PT- M^2	0.896	0.909	-0.083	0.442	0.845	0.769	-0.162	0.336	0.587	0.293	0.542	0.200	0.527	0.204	0.528	0.180
GLEU	0.911	0.897	0.053	0.482	0.847	0.886	-0.039	0.475	0.695	0.404	0.630	0.266	0.673	0.351	0.611	0.227
Scribendi Score	0.830	0.848	0.721	0.847	0.631	0.641	0.611	0.717	0.377	-0.196	0.359	-0.240	0.354	-0.238	0.345	-0.264
SOME	0.901	0.951	0.943	0.969	0.892	0.867	0.931	0.916	0.747	0.512	0.743	0.494	0.768	0.555	0.760	0.531
IMPARA	0.889	0.944	0.935	0.965	0.911	0.874	0.932	0.921	0.742	0.502	0.725	0.455	0.761	0.540	0.742	0.496
GPT-3.5-E	-0.059	0.182	-0.844	-0.257	-0.270	-0.245	-0.900	-0.525	0.463	-0.073	0.428	-0.143	0.487	-0.026	0.437	-0.126
GPT-4-E	0.911	0.965	0.845	0.974	0.839	0.846	0.786	0.899	0.728	0.455	0.702	0.404	0.698	0.395	0.687	0.374
+ Difficulty	0.941	0.972	0.909	0.978	0.885	0.860	0.863	0.908	0.719	0.437	0.708	0.417	0.717	0.434	0.703	0.406
+ Impact	0.905	0.986	0.848	0.987	0.844	0.860	0.793	0.908	0.730	0.460	0.710	0.420	0.717	0.434	0.696	0.392
Llama 2-S	0.534	0.427	0.161	0.349	0.482	0.273	0.090	0.235	0.521	0.042	0.527	0.054	0.534	0.068	0.526	0.052
GPT-3.5-S	0.878	0.916	0.302	0.648	0.770	0.636	0.199	0.433	0.633	0.265	0.597	0.195	0.631	0.263	0.608	0.216
GPT-4-S	0.960	0.958	0.967	0.969	0.887	0.860	0.931	0.908	0.798	0.595	0.783	0.565	0.784	0.567	0.770	0.540
+ Grammaticality	0.961	0.937	0.981	0.956	0.888	0.867	0.953	0.912	0.807	0.615	0.804	0.607	0.796	0.592	0.788	0.577
+ Fluency	0.974	0.979	0.981	0.982	0.913	0.874	0.952	0.916	0.831	0.662	0.812	0.624	0.819	0.637	0.797	0.594
+ Meaning Preservation	0.911	0.960	0.976	0.974	0.958	0.881	0.952	0.925	0.813	0.626	0.793	0.587	0.810	0.620	0.792	0.584

Table 1: Results of system-level and sentence-level meta-evaluations. GPT-4-S demonstrated higher performance compared to existing GEC metrics, showing the most improvement in correlation when focusing on fluency.

System-level meta-evaluation: In the system-level meta-evaluation, we utilize the system scores derived from human rankings of systems using TrueSkill (Sakaguchi et al., 2014). For metrics like SOME, where system-level scores cannot be directly calculated, we use the average of sentence-level scores as a substitute. Additionally, for LLMs, we employ system scores derived from LLMs rankings (Appendix B) similar to human rankings. To measure the correlation between human evaluations and metric scores, we use Pearson correlation (r) and Spearman rank correlation (ρ). To ensure proper correlation calculation, we use the set of sentences that humans evaluated to compute the metric scores.

Sentence-level meta-evaluation: In the sentence-level meta-evaluation, we use pairwise judgments from SEEDA. To investigate the proximity between human evaluations and metric scores, we employ Accuracy (Acc) and Kendall’s rank correlation (τ). Kendall (τ) is valuable for assessing performance in common use cases where corrections are compared to each other.

3 Results

In this section, we analyze the performance of LLMs as GEC evaluators in system-level (§3.1) and sentence-level meta-evaluations (§3.2). Additionally, we conduct further analysis by changing the system set to investigate the impact of the considered systems in the meta-evaluation (§3.3).

3.1 System-level analysis

In Table 1,² GPT-4 tends to achieve high correlations compared to existing metrics, highlighting their utility in GEC evaluations. These prompts that focus on criteria tend to enhance correlation compared to base prompts, implying that GPT-4 can derive valuable insights from evaluation criteria. This observation aligns with recent studies that report performance improvements by incorporating additional sentences into the prompt (Barham et al., 2022; Kojima et al., 2023; Li et al., 2023).

The decrease in correlation as the LLM scale decreases, such as with Llama 2 and GPT-3.5, suggests the importance of the LLM scale. Especially, the decrease in correlation when adding fluent corrected sentences (“+ Fluent corr.”) compared to “Base” implies that smaller-scale LLMs may not adequately consider the fluency of sentences. Possible reasons for this include issues such as LLM’s tendency to produce the same scores (Appendix C) and the inability to interpret the context of prompts as expected by users. However, GPT-4 consistently demonstrated a high correlation and provided more stable evaluations compared to traditional metrics.

The fact that most system-level correlations for GPT-4 exceed 0.9 suggests that the conventional meta-evaluation using a dozen systems may have reached a performance saturation point for the task. This poses a significant concern as it could lead to an underestimation of high-performing metrics in future meta-evaluations. One possible solution is to utilize sentence-level correlations with a larger

²Llama 2-E was excluded from this experiment because its output scores were not stable.

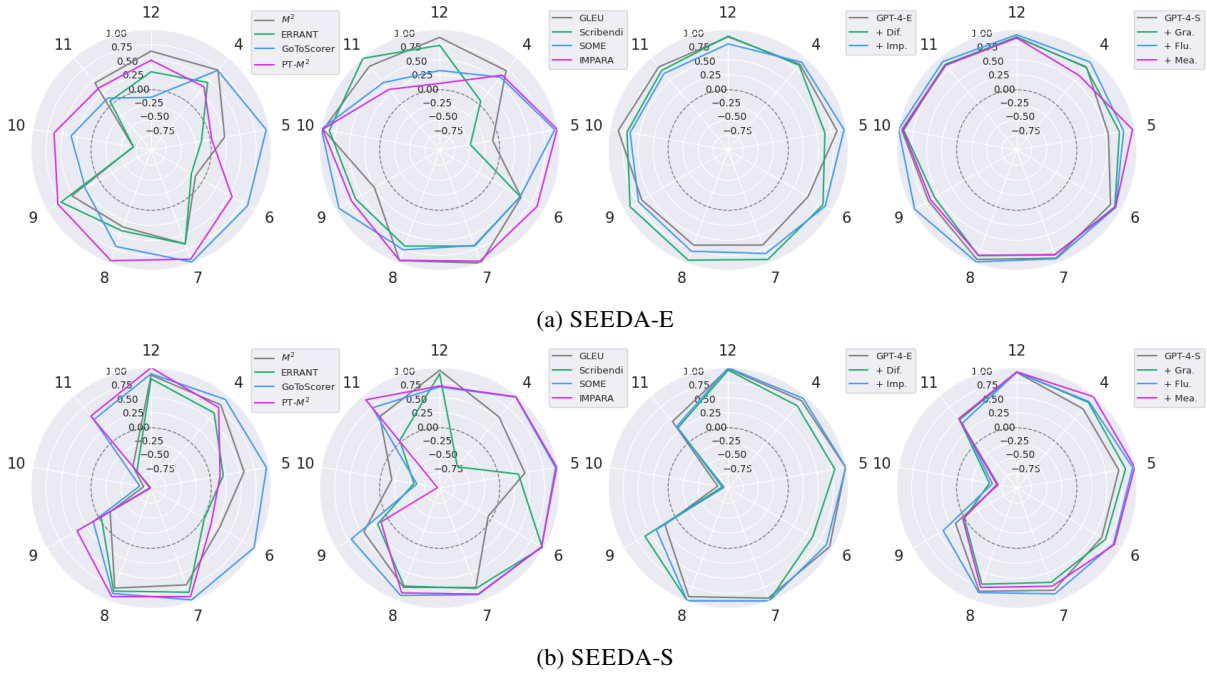


Figure 2: Window analysis was performed by selecting any consecutive four systems from the human rankings of the 12 systems (“Base”). For instance, $x=4$ involves calculating the Pearson correlation (r) using the systems ranked from 1st to 4th in the human rankings. In contrast to conventional GEC metrics, which exhibit unstable correlations, GPT-4 demonstrates relatively stable correlations.

sample size or explore correlations between systems with similar performance levels, increasing the difficulty of the task.

3.2 Sentence-level analysis

In the sentence-level meta-evaluation, we observed differences in correlations between metrics that were not apparent in the system-level meta-evaluation. In particular, while GPT-4-E and GPT-4-S showed similar correlations in system-level meta-evaluation, it was revealed that there was a notable difference between them. Additionally, considering fluent corrected sentences (“+ Fluent corr.”) led to a slight decrease in overall correlation, but GPT-4 still maintained a considerably high correlation compared to traditional metrics. This suggests that GPT-4 exhibits strong correlations with human evaluations and that examining sentence-level correlations is beneficial for comparing high-performance metrics.

Most prompts focused on criteria significantly improved sentence-level correlations compared to the base prompt. Notably, GPT-4-S + Fluency demonstrated the ability to greatly enhance performance, surpassing existing GEC metrics and achieving state-of-the-art performance. This suggests the need for a detailed examination of flu-

ency beyond grammaticality when evaluating high-quality corrections. Paradoxically, it implies that humans also prioritize fluency when comparing high-quality corrected sentences. Furthermore, the moderate fluctuations in correlation resulting from changing a single word in the prompt (GPT-4-S + Grammaticality vs. GPT-4-S + Fluency) highlight the impact of prompt engineering on performance. In other aspects, the results were generally consistent with those in the system-level meta-evaluation.

3.3 Further analysis

To increase the difficulty of the meta-evaluation task, we computed correlations using a set of systems with similar performance. Specifically, we conduct system-level meta-evaluation using only subsets of consecutive four systems in the human rankings of systems, and show the transitions of correlation at positions from 4th to 12th as window analysis in Figure 2³. For example, the point at $x=4$ represents the Pearson correlation value calculated using only the outputs of the four systems ranked from 1st to 4th.

According to the window analysis, GPT-4 maintains relatively high and stable correlations, making

³For simplicity, we exclude the results of Llama 2 and GPT-3.5, which showed low performance.

them suitable for evaluating modern neural systems in recent years. In SEEDA-E, the notably high correlations of GPT-4-S + Fluency across almost all data points emphasize the importance of fluency. In SEEDA-S, while overall correlations are high, the significant decrease in correlation at $x=10$, suggests the presence of GEC systems that are challenging to evaluate for the metrics. On the other hand, conventional metrics frequently exhibit either no correlation or negative correlation, indicating their low robustness in GEC evaluation.

4 Related Work

Several studies have investigated the evaluation performance of LLMs. [Chiang and Lee \(2023\)](#) conducted the first investigation into LLM evaluation performance, demonstrating that GPT-3.5 can achieve expert-level evaluation in tasks such as open-ended story generation and adversarial attacks. In the summarization task, [Liu et al. \(2023a\)](#) revealed that GPT-4 has state-of-the-art evaluation performance by leveraging their proposed methods like auto-CoT (Chain-of-Thought) and weighted scores. In the machine translation task, [Kocmi and Federmann \(2023\)](#) demonstrated that only larger models exceeding GPT-3.5 can perform translation quality evaluation, with GPT-4 slightly inferior to existing metrics at the segment level. [Yancey et al. \(2023\)](#) utilized LLMs to evaluate second language writing proficiency through essay grading, discovering that GPT-4 exhibits performance equivalent to modern automated writing evaluation methods.

5 Conclusion

In this work, we investigated the capability of LLMs as evaluators in English GEC, and GPT-4 demonstrated significantly higher correlations compared to traditional metrics. Future work should delve into the impact of few-shot learning and optimize prompt engineering for enhanced evaluation performance. Furthermore, we plan to explore the possibility of document-level evaluation, considering the expansion of the GPT’s context window, which is not currently focused on by existing metrics.

6 Limitations

Some of the LLMs (such as GPT-4) used in this study are not freely available and may require special access or payment to use. This could limit

the applicability of our evaluation method. Additionally, since many LLMs are constantly updated, there is a possibility of inconsistent evaluation results across different versions. To address this issue, we also conducted evaluations using reproducible LLMs (such as Llama 2).

Acknowledgments

This work is partly supported by JST, PRESTO Grant Number JPMJPR2366, Japan.

References

- Hiroki Asano, Tomoya Mizumoto, and Kentaro Inui. 2017. [Reference-based metrics can be replaced with reference-less metrics in evaluating grammatical error correction systems](#). In *Proceedings of the Eighth International Joint Conference on Natural Language Processing (Volume 2: Short Papers)*, pages 343–348, Taipei, Taiwan. Asian Federation of Natural Language Processing.
- Paul Barham, Aakanksha Chowdhery, Jeff Dean, Sanjay Ghemawat, Steven Hand, Dan Hurt, Michael Isard, Hyeontaek Lim, Ruoming Pang, Sudip Roy, Brennan Saeta, Parker Schuh, Ryan Sepassi, Laurent El Shafey, Chandramohan A. Thekkath, and Yonghui Wu. 2022. [Pathways: Asynchronous distributed dataflow for ML](#).
- Ondřej Bojar, Christian Buck, Chris Callison-Burch, Christian Federmann, Barry Haddow, Philipp Koehn, Christof Monz, Matt Post, Radu Soricut, and Lucia Specia. 2013. [Findings of the 2013 Workshop on Statistical Machine Translation](#). In *Proceedings of the Eighth Workshop on Statistical Machine Translation*, pages 1–44, Sofia, Bulgaria. Association for Computational Linguistics.
- Christopher Bryant, Mariano Felice, and Ted Briscoe. 2017. [Automatic annotation and evaluation of error types for grammatical error correction](#). In *Proceedings of the 55th Annual Meeting of the Association for Computational Linguistics (Volume 1: Long Papers)*, pages 793–805, Vancouver, Canada. Association for Computational Linguistics.
- Sébastien Bubeck, Varun Chandrasekaran, Ronen Eldan, Johannes Gehrke, Eric Horvitz, Ece Kamar, Peter Lee, Yin Tat Lee, Yuanzhi Li, Scott Lundberg, Harsha Nori, Hamid Palangi, Marco Tulio Ribeiro, and Yi Zhang. 2023. [Sparks of artificial general intelligence: Early experiments with GPT-4](#).
- Cheng-Han Chiang and Hung-yi Lee. 2023. [Can large language models be an alternative to human evaluations?](#) In *Proceedings of the 61st Annual Meeting of the Association for Computational Linguistics (Volume 1: Long Papers)*, pages 15607–15631, Toronto, Canada. Association for Computational Linguistics.

- Steven Coyne, Keisuke Sakaguchi, Diana Galvan-Sosa, Michael Zock, and Kentaro Inui. 2023. [Analyzing the performance of GPT-3.5 and GPT-4 in grammatical error correction](#).
- Daniel Dahlmeier and Hwee Tou Ng. 2012. [Better evaluation for grammatical error correction](#). In *Proceedings of the 2012 Conference of the North American Chapter of the Association for Computational Linguistics: Human Language Technologies*, pages 568–572, Montréal, Canada. Association for Computational Linguistics.
- Jacob Devlin, Ming-Wei Chang, Kenton Lee, and Kristina Toutanova. 2019. [BERT: Pre-training of deep bidirectional transformers for language understanding](#). In *Proceedings of the 2019 Conference of the North American Chapter of the Association for Computational Linguistics: Human Language Technologies, Volume 1 (Long and Short Papers)*, pages 4171–4186, Minneapolis, Minnesota. Association for Computational Linguistics.
- Jane Dwivedi-Yu, Timo Schick, Zhengbao Jiang, Maria Lomeli, Patrick Lewis, Gautier Izacard, Edouard Grave, Sebastian Riedel, and Fabio Petroni. 2022. [EditEval: An instruction-based benchmark for text improvements](#).
- Tao Fang, Shu Yang, Kaixin Lan, Derek F. Wong, Jinpeng Hu, Lidia S. Chao, and Yue Zhang. 2023. [Is ChatGPT a highly fluent grammatical error correction system? a comprehensive evaluation](#).
- Peiyuan Gong, Xuebo Liu, Heyan Huang, and Min Zhang. 2022. [Revisiting grammatical error correction evaluation and beyond](#). In *Proceedings of the 2022 Conference on Empirical Methods in Natural Language Processing*, pages 6891–6902, Abu Dhabi, United Arab Emirates. Association for Computational Linguistics.
- Takumi Gotou, Ryo Nagata, Masato Mita, and Kazuaki Hanawa. 2020. [Taking the correction difficulty into account in grammatical error correction evaluation](#). In *Proceedings of the 28th International Conference on Computational Linguistics*, pages 2085–2095, Barcelona, Spain (Online). International Committee on Computational Linguistics.
- Roman Grundkiewicz, Marcin Junczys-Dowmunt, and Edward Gillian. 2015. [Human evaluation of grammatical error correction systems](#). In *Proceedings of the 2015 Conference on Empirical Methods in Natural Language Processing*, pages 461–470, Lisbon, Portugal. Association for Computational Linguistics.
- Md Asadul Islam and Enrico Magnani. 2021. [Is this the end of the gold standard? a straightforward referenceless grammatical error correction metric](#). In *Proceedings of the 2021 Conference on Empirical Methods in Natural Language Processing*, pages 3009–3015, Online and Punta Cana, Dominican Republic. Association for Computational Linguistics.
- Masamune Kobayashi, Masato Mita, and Mamoru Komachi. 2024. [Revisiting meta-evaluation for grammatical error correction](#).
- Tom Kocmi and Christian Federmann. 2023. [Large language models are state-of-the-art evaluators of translation quality](#). In *Proceedings of the 24th Annual Conference of the European Association for Machine Translation*, pages 193–203, Tampere, Finland. European Association for Machine Translation.
- Takeshi Kojima, Shixiang Shane Gu, Machel Reid, Yutaka Matsuo, and Yusuke Iwasawa. 2023. [Large language models are zero-shot reasoners](#).
- Cheng Li, Jindong Wang, Yixuan Zhang, Kaijie Zhu, Wenxin Hou, Jianxun Lian, Fang Luo, Qiang Yang, and Xing Xie. 2023. [Large language models understand and can be enhanced by emotional stimuli](#).
- Yang Liu, Dan Iter, Yichong Xu, Shuhang Wang, Ruochen Xu, and Chenguang Zhu. 2023a. [G-eval: NLG evaluation using GPT-4 with better human alignment](#). In *Proceedings of the 2023 Conference on Empirical Methods in Natural Language Processing*, pages 2511–2522, Singapore. Association for Computational Linguistics.
- Yixin Liu, Alexander R. Fabbri, Jiawen Chen, Yilun Zhao, Simeng Han, Shafiq Joty, Pengfei Liu, Dragomir Radev, Chien-Sheng Wu, and Arman Co-han. 2023b. [Benchmarking generation and evaluation capabilities of large language models for instruction controllable summarization](#).
- Mengsay Loem, Masahiro Kaneko, Sho Takase, and Naoaki Okazaki. 2023. [Exploring effectiveness of GPT-3 in grammatical error correction: A study on performance and controllability in prompt-based methods](#). In *Proceedings of the 18th Workshop on Innovative Use of NLP for Building Educational Applications (BEA 2023)*, pages 205–219, Toronto, Canada. Association for Computational Linguistics.
- Koki Maeda, Masahiro Kaneko, and Naoaki Okazaki. 2022. [IMPARA: Impact-based metric for GEC using parallel data](#). In *Proceedings of the 29th International Conference on Computational Linguistics*, pages 3578–3588, Gyeongju, Republic of Korea. International Committee on Computational Linguistics.
- Courtney Napoles, Keisuke Sakaguchi, Matt Post, and Joel Tetreault. 2015. [Ground truth for grammatical error correction metrics](#). In *Proceedings of the 53rd Annual Meeting of the Association for Computational Linguistics and the 7th International Joint Conference on Natural Language Processing (Volume 2: Short Papers)*, pages 588–593, Beijing, China. Association for Computational Linguistics.
- Courtney Napoles, Keisuke Sakaguchi, Matt Post, and Joel Tetreault. 2016. [Gleu without tuning](#).
- OpenAI. 2023. [GPT-4 technical report](#).

- Long Ouyang, Jeffrey Wu, Xu Jiang, Diogo Almeida, Carroll Wainwright, Pamela Mishkin, Chong Zhang, Sandhini Agarwal, Katarina Slama, Alex Ray, John Schulman, Jacob Hilton, Fraser Kelton, Luke Miller, Maddie Simens, Amanda Askell, Peter Welinder, Paul F Christiano, Jan Leike, and Ryan Lowe. 2022. [Training language models to follow instructions with human feedback](#). In *Advances in Neural Information Processing Systems*, volume 35, pages 27730–27744. Curran Associates, Inc.
- Keisuke Sakaguchi, Matt Post, and Benjamin Van Durme. 2014. [Efficient elicitation of annotations for human evaluation of machine translation](#). In *Proceedings of the Ninth Workshop on Statistical Machine Translation*, pages 1–11, Baltimore, Maryland, USA. Association for Computational Linguistics.
- Timo Schick, Jane Dwivedi-Yu, Zhengbao Jiang, Fabio Petroni, Patrick Lewis, Gautier Izacard, Qingfei You, Christoforos Nalmpantis, Edouard Grave, and Sebastian Riedel. 2022. [Peer: A collaborative language model](#).
- Yixiao Song, Kalpesh Krishna, Rajesh Bhatt, Kevin Gimpel, and Mohit Iyyer. 2023. [Gee! grammar error explanation with large language models](#).
- Andrea Sottana, Bin Liang, Kai Zou, and Zheng Yuan. 2023. [Evaluation metrics in the era of GPT-4: Reliably evaluating large language models on sequence to sequence tasks](#). In *Proceedings of the 2023 Conference on Empirical Methods in Natural Language Processing*, pages 8776–8788, Singapore. Association for Computational Linguistics.
- Hugo Touvron, Louis Martin, Kevin Stone, Peter Albert, Amjad Almahairi, Yasmine Babaei, Nikolay Bashlykov, Soumya Batra, Prajjwal Bhargava, Shruti Bhosale, Dan Bikel, Lukas Blecher, Cristian Canton Ferrer, Moya Chen, Guillem Cucurull, David Esiobu, Jude Fernandes, Jeremy Fu, Wenyin Fu, Brian Fuller, Cynthia Gao, Vedanuj Goswami, Naman Goyal, Anthony Hartshorn, Saghar Hosseini, Rui Hou, Hakan Inan, Marcin Kardas, Viktor Kerkez, Madian Khabsa, Isabel Kloumann, Artem Korenev, Punit Singh Koura, Marie-Anne Lachaux, Thibaut Lavril, Jenya Lee, Diana Liskovich, Yinghai Lu, Yuning Mao, Xavier Martinet, Todor Mihaylov, Pushkar Mishra, Igor Molybog, Yixin Nie, Andrew Poulton, Jeremy Reizenstein, Rashi Rungta, Kalyan Saladi, Alan Schelten, Ruan Silva, Eric Michael Smith, Ranjan Subramanian, Xiaoqing Ellen Tan, Binh Tang, Ross Taylor, Adina Williams, Jian Xiang Kuan, Puxin Xu, Zheng Yan, Iliyan Zarov, Yuchen Zhang, Angela Fan, Melanie Kambadur, Sharan Narang, Aurelien Rodriguez, Robert Stojnic, Sergey Edunov, and Thomas Scialom. 2023. [Llama 2: Open foundation and fine-tuned chat models](#).
- Kevin P. Yancey, Geoffrey Laflair, Anthony Verardi, and Jill Burstein. 2023. [Rating short L2 essays on the CEFR scale with GPT-4](#). In *Proceedings of the 18th Workshop on Innovative Use of NLP for Building Educational Applications (BEA 2023)*, pages 576–584, Toronto, Canada. Association for Computational Linguistics.
- Junjie Ye, Xuanting Chen, Nuo Xu, Can Zu, Zekai Shao, Shichun Liu, Yuhan Cui, Zeyang Zhou, Chao Gong, Yang Shen, Jie Zhou, Siming Chen, Tao Gui, Qi Zhang, and Xuanjing Huang. 2023. [A comprehensive capability analysis of GPT-3 and GPT-3.5 series models](#).
- Ryoma Yoshimura, Masahiro Kaneko, Tomoyuki Kajiwara, and Mamoru Komachi. 2020. [SOME: Reference-less sub-metrics optimized for manual evaluations of grammatical error correction](#). In *Proceedings of the 28th International Conference on Computational Linguistics*, pages 6516–6522, Barcelona, Spain (Online). International Committee on Computational Linguistics.
- Tianyi Zhang, Varsha Kishore, Felix Wu, Kilian Q. Weinberger, and Yoav Artzi. 2019. [BERTScore: Evaluating text generation with BERT](#). *CoRR*, abs/1904.09675.

A Prompts for GEC evaluation

The prompts used for edit-based evaluation and sentence-based evaluation by LLMs are illustrated in Figures 3a and 3b, respectively. In the # context, [SOURCE] represents the source, and [PREVIOUS] and [FOLLOWING] are the preceding and succeeding sentences in the essay, respectively. In the # targets, [CORRECTION N WITH EDITS] denotes a corrected sentence with explicitly indicated edits, while [CORRECTION N] represents a regular corrected sentence. Here, N takes values from 1 to 5. Additionally, the prompts output scores in JSON format to maintain a consistent output format. For prompts focused on evaluation criteria, the following sentence is added to the end of the first paragraph of the prompt.

- Difficulty: “Please evaluate each edit in the target with a focus on the difficulty of corrections.”
- Impact: “Please evaluate each edit in the target with a focus on its impact on the sentence.”
- Grammaticality: “Please evaluate each target with a focus on the grammaticality of the sentence.”
- Fluency: “Please evaluate each target with a focus on the fluency of the sentence.”
- Meaning Preservation: “Please evaluate each target with a focus on preserving the meaning between each target and the source, which is the middle sentence in the context.”

An example of a prompt for evaluation using GPT-4-S + Fluency is provided below:

The goal of this task is to rank the presented targets based on the quality of the sentences.

The context consists of three sentences from an essay written by an English learner.

After reading the context to understand the flow, please assign a score from a minimum of 1 point to a maximum of 5 points to each target based on the quality of the sentence (note that you can assign the same score multiple times).

Please evaluate each target with a focus on the fluency of the sentence.

context

These are the advantages that save works most of

the time .

In conclude , socia media benefits people in several ways but in the same time harms people .

People should avoid the misuse of socia media and use it in the proper way .

targets

In conclude , socia media benefits people in several ways but in the same time harms people .

In conclusion , social media benefits people in several ways but at the same time harms people .

In conclusion , social media benefits people in several ways but , at the same time , harms people .

In conclude , social media benefits people in several ways but at the same time harms people .

In conclusion , socia media benefits people in several ways but , at the same time , harms people .

output format ...

B LLM rankings of GEC systems

The LLM rankings based on pairwise judgments ($A > B$, $A = B$, $A < B$) of corrections (A, B) conducted by LLMs and generated using Trueskill are shown in Table 2. It can be observed that LLMs with relatively smaller scales, such as GPT-3.5 and Llama2, have difficulty in ranking fluent corrections (REF-F and GPT-3.5) higher. Furthermore, these LLMs tend to assign similar scores to many systems, suggesting that they may not effectively differentiate between the quality of corrections. In contrast, GPT-4 can rank fluent corrections highly, resulting in rankings that closely resemble human evaluations.

C Tendency of LLM scoring

The distribution of scores assigned by LLMs to corrected sentences is shown in Figure 4. As the LLM scale increases, there is a tendency to assign higher scores (4 or 5 points). Based on our meta-evaluation results, which suggest that higher LLM scales are associated with higher correlations with human evaluations, smaller LLMs may underestimate corrections judged to be good by humans. Llama 2-S tends to avoid extreme scores such as 1 or 5 points and shows a high degree of score overlap, making it difficult to compare more detailed corrected sentences.

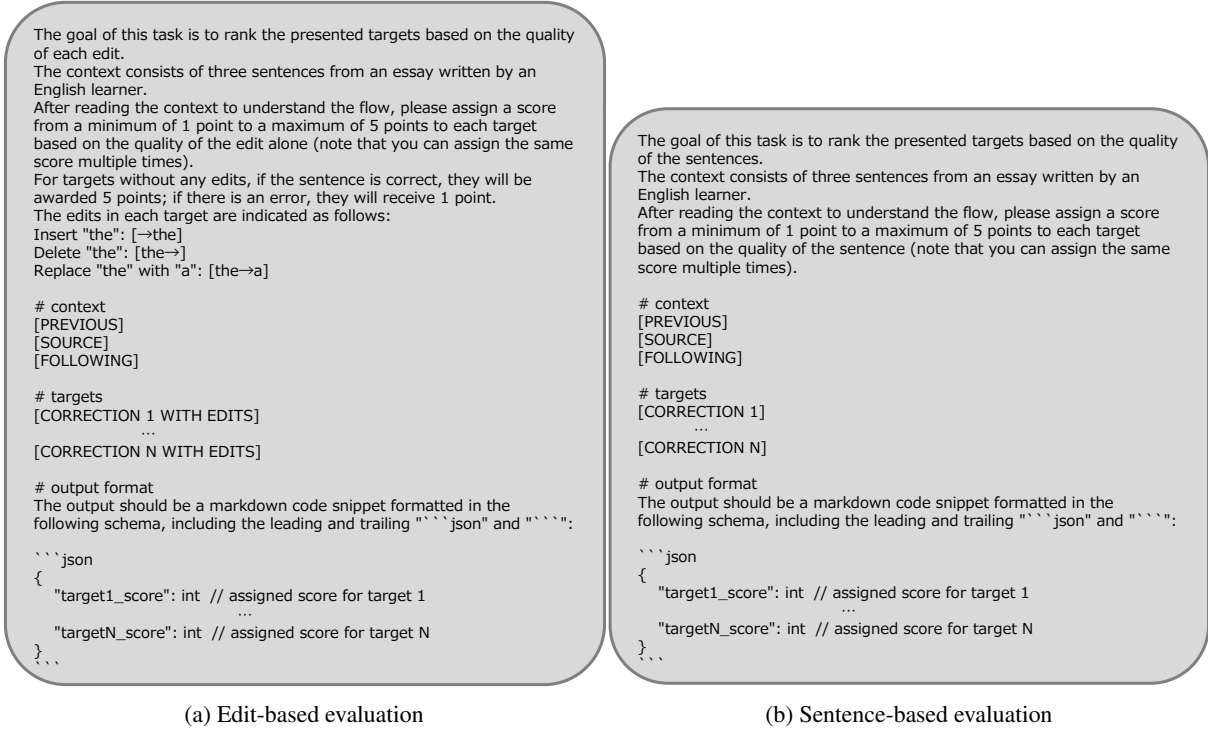


Figure 3: Prompts used for edit-based evaluation and sentence-based evaluation by LLMs

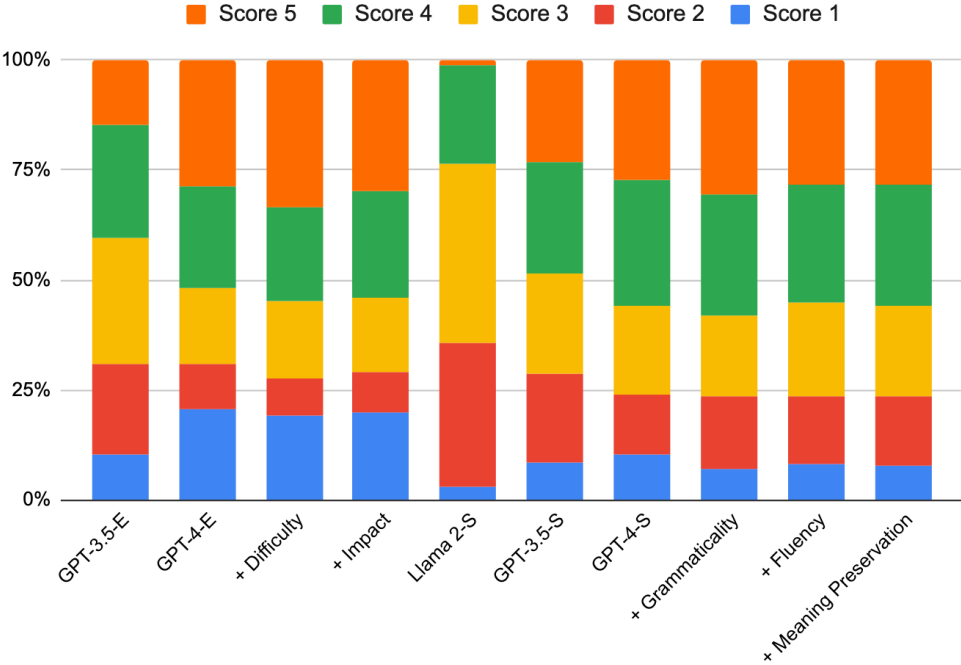


Figure 4: The distribution of scores assigned by LLMs on a 5-point scale. It can be observed that as the LLM scale increases, there is a tendency to assign higher scores (4 or 5 points). Based on our meta-evaluation results indicating better correlation with human judgments as the scale increases, it is suggested that smaller LLMs may underestimate corrections judged to be good by humans.

#	Score	Range	System
1	0.481	1	INPUT
2	0.287	2	UEDIN-MS
3	0.215	3-3	GECToR-ens
4	0.110	4-6	Riken-Tohoku
	0.089	4-8	GECToR-BERT
	0.078	4-8	TransGEC
	0.066	4-9	PIE
	0.032	6-12	REF-M
	0.025	7-12	BERT-fuse
	0.017	7-13	LM-Critic
	-0.005	8-13	BART
	-0.008	8-13	T5
	-0.011	9-13	TemplateGEC
5	-0.460	14	GPT-3.5
6	-0.916	15	REF-F

(a) GPT-3.5-E

#	Score	Range	System
1	0.429	1	GPT-3.5
2	0.237	2-4	REF-F
	0.198	2-4	TransGEC
	0.167	3-5	T5
	0.118	4-8	REF-M
	0.107	4-8	BERT-fuse
	0.093	5-9	Riken-Tohoku
	0.075	6-10	UEDIN-MS
	0.064	6-10	GECToR-BERT
	0.026	8-10	PIE
3	-0.129	11-13	LM-Critic
	-0.130	11-13	GECToR-ens
	-0.163	11-13	TemplateGEC
4	-0.293	14	BART
5	-0.798	15	INPUT

(d) GPT-4-E + Impact

#	Score	Range	System
1	0.658	1	GPT-3.5
2	0.542	2	REF-F
3	0.203	3-4	TransGEC
	0.187	3-5	T5
	0.145	4-6	BERT-fuse
	0.091	6-7	Riken-Tohoku
	0.074	6-7	REF-M
4	0.009	8-9	UEDIN-MS
	-0.032	8-10	GECToR-BERT
	-0.085	9-11	PIE
	-0.102	10-11	LM-Critic
5	-0.238	12-14	TemplateGEC
	-0.258	12-14	GECToR-ens
	-0.293	13-14	BART
6	-0.901	15	INPUT

(g) GPT-4-S

#	Score	Range	System
1	0.409	1	GPT-3.5
2	0.210	2-4	REF-F
	0.182	2-4	TransGEC
	0.148	3-6	T5
	0.127	3-7	REF-M
	0.105	4-8	BERT-fuse
	0.075	6-9	UEDIN-MS
	0.071	6-9	Riken-Tohoku
	0.064	6-9	GECToR-BERT
	0.003	9-11	PIE
	-0.06	10-11	LM-Critic
3	-0.147	12-13	TemplateGEC
	-0.150	12-13	GECToR-ens
4	-0.266	14	BART
5	-0.770	15	INPUT

(b) GPT-4-E

#	Score	Range	System
1	0.104	1-4	PIE
	0.094	1-5	REF-M
	0.084	1-7	GPT-3.5
	0.058	2-7	BERT-fuse
	0.052	2-8	GECToR-ens
	0.042	3-8	TransGEC
	0.019	4-10	UEDIN-MS
	0.010	5-11	Riken-Tohoku
	-0.017	7-11	GECToR-BERT
	-0.019	7-11	T5
	-0.034	8-12	INPUT
	-0.087	10-15	REF-F
	-0.099	12-15	BART
	-0.102	12-15	TemplateGEC
	-0.104	12-15	LM-Critic

(e) Llama 2-S

#	Score	Range	System
1	0.673	1-2	GPT-3.5
	0.636	1-2	REF-F
2	0.194	3-4	TransGEC
	0.184	3-4	T5
3	0.121	5-7	BERT-fuse
	0.090	5-7	Riken-Tohoku
	0.082	5-7	REF-M
	0.022	7-8	UEDIN-MS
4	-0.074	9-11	LM-Critic
	-0.076	9-11	GECToR-BERT
	-0.118	9-11	PIE
5	-0.213	12-13	TemplateGEC
	-0.238	12-13	GECToR-ens
6	-0.309	14	BART
7	-0.974	15	INPUT

(h) GPT-4-S + Grammaticality

#	Score	Range	System
1	0.653	1-2	REF-F
	0.601	1-2	GPT-3.5
2	0.242	3-4	T5
	0.209	3-4	TransGEC
3	0.135	5-6	REF-M
	0.106	5-7	BERT-fuse
	0.071	6-7	Riken-Tohoku
4	0.011	8	UEDIN-MS
5	-0.067	9-10	GECToR-BERT
	-0.106	9-11	LM-Critic
	-0.123	10-11	PIE
	-0.225	12-13	TemplateGEC
	-0.255	12-13	GECToR-ens
7	-0.317	14	BART
8	-0.935	15	INPUT

(j) GPT-4-S + Meaning Preservation

#	Score	Range	System
1	0.440	1	GPT-3.5
2	0.304	2	REF-F
3	0.186	3-5	TransGEC
	0.169	3-5	T5
	0.134	4-7	BERT-fuse
	0.102	5-8	Riken-Tohoku
	0.095	5-8	REF-M
	0.054	7-9	UEDIN-MS
	0.021	8-10	PIE
	-0.007	9-10	GECToR-BERT
4	-0.138	11-13	LM-Critic
	-0.145	11-13	GECToR-ens
	-0.179	11-14	TemplateGEC
	-0.227	13-14	BART
5	-0.809	15	INPUT

(c) GPT-4-E + Difficulty

#	Score	Range	System
1	0.236	1	TransGEC
2	0.170	2-5	T5
	0.143	2-6	UEDIN-MS
	0.141	2-6	REF-M
	0.116	2-7	GPT-3.5
	0.095	4-7	Riken-Tohoku
	0.048	6-9	GECToR-BERT
	0.038	6-9	BERT-fuse
	-0.004	8-10	PIE
	-0.044	9-11	GECToR-ens
	-0.080	10-13	REF-F
	-0.093	10-13	LM-Critic
	-0.141	12-14	BART
	-0.165	13-14	TemplateGEC
3	-0.458	15	INPUT

(f) GPT-3.5-S

#	Score	Range	System
1	0.721	1	GPT-3.5
2	0.648	2	REF-F
3	0.230	3-4	TransGEC
	0.178	3-5	T5
	0.122	4-6	BERT-fuse
	0.115	5-7	REF-M
	0.063	6-7	Riken-Tohoku
4	-0.007	8-9	UEDIN-MS
	-0.058	8-11	PIE
	-0.066	9-11	GECToR-BERT
	-0.102	9-11	LM-Critic
5	-0.264	12-14	GECToR-ens
	-0.271	12-14	TemplateGEC
	-0.308	12-14	BART
6	-1.002	15	INPUT

(i) GPT-4-S + Fluency

Table 2: LLM rankings generated using Trueskill based on pairwise judgments made by LLMs. GPT-4 ranks fluent corrections (REF-F, GPT-3.5) highly, resulting in these rankings that closely resemble human ranking.