

# Extracting Biomedical Entities from Noisy Audio Transcripts

Nima Ebadi<sup>1</sup>, Kellen Morgan<sup>2</sup>, Adrian Tan<sup>3</sup>, Billy Linares<sup>3</sup>, Sheri Osborn<sup>4</sup>,  
Emma Majors<sup>5</sup>, Jeremy Davis<sup>5</sup>, and Anthony Rios<sup>4</sup>

<sup>1</sup>Department of Electrical and Computer Engineering, The University of Texas at San Antonio

<sup>2</sup>Department of Management Science and Statistics, The University of Texas at San Antonio

<sup>3</sup>Data Analytics, The University of Texas at San Antonio

<sup>4</sup>Department of Information Systems and Cyber Security, The University of Texas at San Antonio

<sup>5</sup>Department of Neurology, Division of Neuropsychology, UT Health San Antonio  
kellen.morgan@my.utsa.edu, emma.majors06@gmail.com, davisj20@uthscsa.edu  
{nima.ebadi, billy.linares, sheri.orborn, anthony.rios}@utsa.edu

## Abstract

Automatic Speech Recognition (ASR) technology is fundamental in transcribing spoken language into text, with considerable applications in the clinical realm, including streamlining medical transcription and integrating with Electronic Health Record (EHR) systems. Nevertheless, challenges persist, especially when transcriptions contain noise, leading to significant drops in performance when Natural Language Processing (NLP) models are applied. Named Entity Recognition (NER), an essential clinical task, is particularly affected by such noise, often termed the ASR-NLP gap. Prior works have primarily studied ASR's efficiency in clean recordings, leaving a research gap concerning the performance in noisy environments. This paper introduces a novel dataset, BioASR-NER, designed to bridge the ASR-NLP gap in the biomedical domain, focusing on extracting adverse drug reactions and mentions of entities from the Brief Test of Adult Cognition by Telephone (BTACT) exam. Our dataset offers a comprehensive collection of almost 2,000 clean and noisy recordings. In addressing the noise challenge, we present an innovative transcript-cleaning method using GPT4, investigating both zero-shot and few-shot methodologies. Our study further delves into an error analysis, shedding light on the types of errors in transcription software, corrections by GPT4, and the challenges GPT4 faces. This paper aims to foster improved understanding and potential solutions for the ASR-NLP gap, ultimately supporting enhanced healthcare documentation practices.

**Keywords:** Named Entity Recognition, Biomedical Informatics, Audio Speech Recognition

## 1. Introduction

Automatic Speech Recognition (ASR) technology is pivotal in converting spoken language into written text and finds critical applications within clinical contexts. One important use is expediting medical transcription processes and efficiently documenting doctor-patient interactions. This seamless conversion reduces the time and resources traditionally spent on manual transcription, affording healthcare professionals more time for focused patient care. Specifically, ASR can seamlessly integrate into Electronic Health Record (EHR) systems, enabling real-time dictation of diagnoses, treatment plans, and patient notes, thereby augmenting the accuracy and immediacy of clinical documentation. Hence, this technology holds substantial promise in revolutionizing healthcare documentation practices. After successful conversion from audio to text, natural language processing (NLP) tools can be applied to the transcriptions for various tasks (Szymański et al., 2023). Unfortunately, transcription is not accurate, particularly in noisy environments. Moreover, when NLP models are applied to noisy data that does not match the training data distribution, large drops in performance may be observed.

This paper focuses on the biomedical NLP entity

recognition (NER) task applied to noisy audio transcripts. Named entity recognition is vital for many important clinical tasks, from extracting social determinants of health mentions from clinical notes to extracting mentions of adverse drug reactions. Clinicians may not be able to capture everything stated to them by a patient (e.g., specific adverse reactions to a drug), particularly if they need to transcribe information after an interaction via rote memory. Hence, if ASR can be used to record patient-clinician interactions, then NER systems can be applied to extract clinically relevant information for later use. We explore the viability of NER systems applied to noisy transcripts to better understand their performance in real-world settings, where records may have multiple speakers and background sounds.

Szymański et al. (2023) has recently called this difference in performance the ASR-NLP gap. At a high level, there are two primary causes for the ASR-NLP gap. First, transcription errors can completely change the words mentioned. For instance, if someone mentions the word "headache" (which could be a mention of a drug side effect), but if it is recognized as "headway," then a traditional NER system would be unable to identify it. Second, the data distribution changes. Models trained on clean,

non-transcribed data may capture different patterns in the text that are not available in the transcribed text. The patterns may be as simple as differences in punctuation and capitalization, but such patterns are essential for accurate NER.

Much of the prior work on studying ASR systems, particularly in biomedical domains, has focused on either developing or evaluating ASR systems for novel patient populations (Tran et al., 2023) or training and evaluating NLP systems on carefully corrected and relatively clean transcripts. For work evaluating ASR systems in the clinical domain, there have been low word error rates (WER) reported (e.g., 11% (Tran et al., 2023) 24.3% (Hacking et al., 2023), and 10% (King et al., 2023)). However, the studies often report results on relatively clean recordings (e.g., without multiple background speakers or substantial background noise). Sometimes transcripts that are very noisy are completely removed from the evaluation data (King et al., 2023), potentially resulting in overly optimistic performance. Prior works have reported WERs much worse than the reported numbers in the clinical setting (Kodish-Wachs et al., 2018), with WERs in the range of 30% to 60%. Moreover, Kodish-Wachs et al. (2018) also evaluated concept extraction software on transcriptions. However, they did not compare the performance difference between clean data and noisy transcripts. The numbers are still generally reported on “clean” transcripts with minimal background noise and background speakers. Finally, they do not provide any natural next steps for improving performance. Hence, the results may be much worse when evaluating substantially noisy environments.

In this paper, we develop a new dataset so biomedical NLP researchers can directly improve and explore the biomedical ASR-NLP gap. Specifically, we introduce a dataset that extracts adverse drug reaction mentions and a dataset that extracts fruits and animals that would be mentioned as part of the Brief Test of Adult Cognition by Telephone (BTACT) exam. To the best of our knowledge, this will be the first publicly available dataset to allow for careful evaluation of the ASR-NLP gap in the biomedical domain.

In summary, based on current research gaps in the ASR-NLP gap for biomedical applications, this paper makes the following contributions:

- (i) We introduce a novel dataset of nearly 2000 clean and noisy recordings for biomedical-related ASR-NER called BioASR-NER.<sup>1</sup>
- (ii) We introduce a simple approach to improving model performance via a transcript-cleaning

procedure using GPT4. We explore both zero-shot and few-shot methodologies for when ground-truth noisy and cleaned transcription pairs are limited.

- (iii) Finally, we perform an informative error analysis showcasing the types of errors made by the transcription software, the type of errors GPT4 corrects, and the types of errors GPT4 cannot handle accurately.

## 2. Related Work

In this work, we describe two major research lines relevant to this paper: Biomedical ASR-NLP, which includes work on Biomedical ASR technologies and NLP applied to transcriptions (clean and noisy if available), and Biomedical NER, which discusses some recent work on developing methods to extract biomedical entities from text.

### 2.1. Biomedical NER

There have been many datasets and methods developed for the detection of biomedical entities (Leaman and Gonzalez, 2008; Song et al., 2021; Rocktäschel et al., 2012; Chiu et al., 2021; Lee et al., 2020; Sun et al., 2021; López-Úbeda et al., 2021; Weber et al., 2021). Specifically, there are biomedical NER tasks including, but not limited to, extracting mentions of social determinants of health from electronic medical records, detecting adverse drug interactions in patient self-reports (Karimi et al., 2015), extracting chemical and drugs mentions (Rocktäschel et al., 2012), and extracting gene mentions in biomedical research articles (Pyysalo et al., 2007).

Many novel methodological approaches have been developed for each of the tasks. For example, Lee et al. (2020) developed a specialized BERT model tailored for biomedical applications, demonstrating improvements over previous state-of-the-art results. Additionally, HunFlair (Weber et al., 2021) introduced a methodology that combines word, contextual, and character embeddings within a unified framework, achieving state-of-the-art performance. Tong et al. (2021) introduce a multi-task learning framework for biomedical NER that integrates multiple related training objectives to improve entity extraction. Similarly, Watanabe et al. (2022) improve biomedical NER by incorporating auxiliary learning with multiple datasets. Guan and Zhou (2023) incorporated information between word pairs to improve biomedical NER performance. And more recently, Ghosh et al. (2023) explored synthetic data augmentation to improve low-resource biomedical NER. Similarly, Chen et al. (2023) improved few-shot NER via contrastive prompt tuning.

---

<sup>1</sup>The dataset is available at <https://zenodo.org/records/10864063>.

Overall, our work is most related to research on out-of-domain performance of information extraction systems (Rios et al., 2018; Jia et al., 2019; Poerner et al., 2020; Vu et al., 2020; Nguyen et al., 2022). Poerner et al. (2020) train word embeddings on the target domain and then align them to the general domain to improve generalization. Nguyen et al. (2022) introduce “hardness” related information to better generalize biomedical NER models across domains. However, contrary to prior research, our work differs in one major way. Specifically, we are focused on a particular kind of domain shift. Prior work has explored two disparate domains such as social media and electronic health records. In our paper, the underlying data does not change. Instead, the style of the content changes because of the noisy channel caused by the transcription process.

## 2.2. Biomedical ASR-NLP

As discussed in the Introduction, much of the work on automatic speech recognition (ASR) systems provides overly optimistic word error rates (WER). Many datasets lack background noise and only have a single speaker. Yet, real-world datasets may have background noise, multiple background speakers of various volumes, and even dropped connections. Recent studies and reviews have discussed how digital scribes (ASR systems) are necessary to reduce physician burden to provide more reliable care (Quiroz et al., 2019; van Buchem et al., 2021).

Recently, there have been two major research directions for biomedical applications related to ASR. First, new ASR systems have been proposed directly for particular patient populations (Kodish-Wachs et al., 2018). For example, Hacking et al. (2023) introduces a novel ASR system for older adults in an interview setting. Likewise, there has been substantial work on developing and improving biomedical ASR systems for languages besides English (Dhuriya et al., 2022). Second, there has been research that has evaluated commercial ASR systems in the biomedical domain. For example, (Tran et al., 2023) evaluated proprietary ASR systems for their ability to detect non-lexical conversational sounds such as “Mm-hm” and “Uh-uh”, which can be clinically relevant in many scenarios. The authors found that current systems are unable to detect them regularly. Likewise, Paats et al. (2015) evaluated ASR systems in Estonian languages. Finally, there has been research that has developed and evaluated NLP systems on ASR transcripts. For example, (Ganoë et al., 2021) develop NER tools to extract medication mentions in transcripts of primary care conversations. Yet, much of the prior work applying NLP tools to transcripts has used “cleaned” transcripts with limited transcription

errors where a human has ensured the transcript is accurate. In this work, we focus on noisy transcripts in the presence of background noise and multiple speakers. Moreover, for work that evaluates ASR systems using WER, that performance does not correlate with the quality of the transcription by a human evaluator and does not correlate with downstream performance on NLP tasks (Whetten and Kennington, 2023; Szymański et al., 2023).

From a methodological standpoint, some recent work has explored reducing transcription errors. To this end, our work is similar to Mani et al. (2020) that developed a seq2seq method to reduce transcription errors applied after a mainstream ASR process. Our work expands on this direction in two ways. First, we provide a unique dataset in a domain that lacks publicly available data. Second, our work analyzes the impact on NER directly, not WER, which can negatively correlate with NER performance.

Overall, our work is most similar to Szymański et al. (2023). At a high level Szymański et al. (2023) analyzed the relationship between ASR performance and NER model performance. They found that the NER models make errors on the ASR-transcribed data, even when the entity is contained in the transcript. This can be caused by covariate shift (e.g., we would not expect a model trained on general data to generalize to biomedical articles). However, our work differs in three major ways. First, the focus of this paper is on the biomedical domain. There are limited publicly available datasets that researchers can use to develop new methods for improving downstream tasks (e.g., NER) on noisy transcriptions. Second, our focus is on noisy audio. Specifically, our audio contains multiple background speakers and background noise (e.g., TV sounds). Compared to prior work applying NLP to transcripts, our transcripts are not “clean.” Third, we introduce a simple method of improving NER system performance without training on domain-specific transcribed data, which is advocated by Szymański et al. (2023). Obtaining NER annotations on noisy transcriptions is time-consuming and infeasible in a timely manner. Hence, our approach can improve existing NER model performance when applied to noisy transcripts with only a few examples of noisy and clean transcripts (the actual NER annotations are not required).

## 3. Data

This paper uses CADEC (Karimi et al., 2015) and a Synthetic BTACT dataset. CADEC is a popular NER dataset for extracting adverse drug reactions from experiences written by patients, and the Synthetic BTACT dataset is a novel dataset we created that simulates questions of the Brief Test of

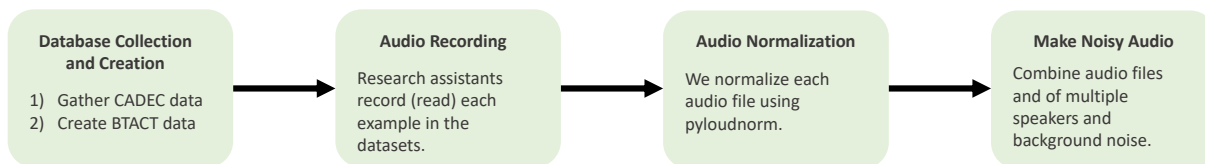


Figure 1: Overview of our data collection process. The process has four main steps: 1) We collect the initial datasets (CADEC and BTACT); 2) Graduate assistants read and record the text in the datasets; 3) We normalize each audio file to the same loudness; and 4) we generate noisy audio files by merging multiple speakers and adding background noise.

Dataset	Example
CADEC	i actually am taking provacal, but when I bring up the drug, it brings me to lipitor. I have experienced fatigue, hip pain,some joint pain in knee.
	I would not recommend this drug,my Doctor didn't explain any risk to taking this drug,although it lowered my cholesterol some,I changed my diet and started an exercise plan,I quit taking the drug 2 months ago and have continually lowered my chol. level.
Synthetic BTACT	Let me see what I can do. mortar, cod, lemming, vole, quail, pigeon, rodent, laboratory rat strains, turkey breeds, eel, great blue heron, ringneck dove, bonobo, prawn, record. That's something I'll need some more time to consider. rodent. I'm concerned that I might not be able to provide a well-informed response. rodent, laboratory rat strains, turkey breeds, eel, great blue heron, ringneck dove, bonobo, prawn, pigeon, record, cockroach, pike
	Okay, let's get to work. loquat, mouse melon, soda, kiwifruit, cucumber, lime, plantain, white currant, mouse melon, height, rambutan, apple, cucumber, citrus, lime, jackfruit, goji berry, loquat.

Table 1: Modified examples from the CADEC and Synthetic BTACT datasets.

Adult Cognition by Telephone (BTACT). For both datasets, we have research assistants read each item and record an audio file of the reading. We generate noisy audio files by merging the files of multiple speakers and background noises/sounds. A high-level overview of the data collection process is shown in Figure 1. The details of the curation and creation are described in the following subsections.

### 3.1. Dataset Curation

**CADEC.** The CSIRO Adverse Drug Event Corpus (CADEC)<sup>2</sup> is an extensively annotated collection of medical forum posts centered on patient-reported Adverse Drug Events (ADEs). Derived from social media discussions, the corpus comprises text predominantly written in colloquial language, often straying from conventional English grammar and punctuation norms. The annotations reference various concepts, including drugs, adverse effects, symptoms, and associated diseases, all linked to controlled vocabularies such as SNOMED Clinical Terms and MedDRA. Rigorous annotation guidelines, multi-stage annotations, inter-annotator agreement assessments, and a final review by a clinical terminologist ensure the high quality of annotations. This corpus, initially sourced

<sup>2</sup>The dataset is publicly accessible at <https://data.csiro.au>.

	Text Files	# Audio	# Types
CADEC	1,250	1,000	5
Synthetic BTACT	1,000	1,000	3

Table 2: This table reports the basic dataset statistics for both CADEC and Synthetic BTACT, including the number of audio files (# Audio) and the number of named entity classes (# Types).

from [Askapatient.com](http://Askapatient.com), proves invaluable for research in information extraction and broader text mining from social media, especially for identifying potential adverse drug reactions directly reported by patients. This resource empowers patients by encouraging the sharing of side effects and success stories, advocating for informed health decisions through real-life experiences with drug treatments. [AskaPatient.com](http://AskaPatient.com) provides tools to support and inform the engaged patient. Overall, the entity types in the dataset are adverse drug reaction (ADR), drug, finding, disease, and symptom. Examples can be found in Table 1.

**Synthetic BTACT.** The Brief Test of Adult Cognition by Telephone (BTACT) is a succinct yet comprehensive screening tool designed for assessing cognitive function, particularly in the context of dementia. Administered either in person or over the

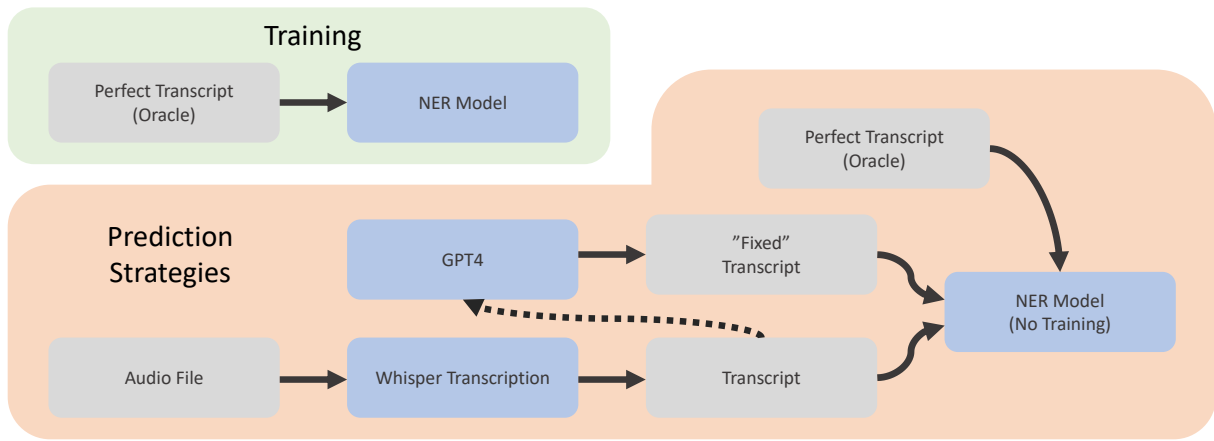


Figure 2: Overview of the training procedure and the prediction strategies we explore to improve biomedical NER performance.

phone, this battery of tests evaluates key cognitive domains, including episodic verbal memory, working memory, verbal fluency, inductive reasoning, and processing speed. Developed for use in the National Survey of Midlife Development in the United States (MIDUS), the BTACT combines adapted neuropsychological tests with novel subtests. Extensive research has validated its effectiveness as a dementia screening measure across a diverse range of individuals, providing a valuable tool for early detection and intervention in cognitive decline. This versatile assessment tool holds promise for enhancing dementia diagnosis and care, particularly in situations where in-person evaluation may not be feasible.

We create synthetic BTACT subtest answers for the questions, “List as many animals as possible in 30 seconds” and “List as many fruits as possible in 30 seconds.” Specifically, we randomly generate a list of fruits or animals using publicly available lexicons.<sup>3</sup> Next, we randomly inject incorrect entities (non-animal and non-fruit) into the respective lists. Next, we randomly add an introduction sentence (e.g., “Okay, let me try to list as many as I can.”) and interjections (e.g., “Let me think for a second”) in the middle of the lists. The entity types are “animal”, “fruit”, and “other.” Examples can be found in Table 1.

### 3.2. Audio Recordings and mixing

Next, we had research assistants read each of the scripts from both datasets. Luckily, the examples in both datasets are written in first-person, which also helps more natural readings. In total, we had five diverse assistants with respect to age and gender that helped the recording process. Next, each recording was normalized to ensure the volume

(loudness) was the same across all speakers using pyloudnorm (Steinmetz and Reiss, 2021).

After generating audio recordings from both datasets, we randomly sampled the signal-to-interference (SNR) ratio to merge each audio file with the audio files of 2 to 3 other speakers and a background noise/sound. The SNR used for the CADEC and the Synthetic BTACT dataset differs when we generate noisy files. We differ in the SNR ranges because the CADEC dataset has more “signal” because of the relative fluency of the text. Intuitively, the transcription models can understand how to extract words when they follow common syntactic patterns (e.g., a noun follows a determiner). However, the Synthetic BTACT data contains large lists of nouns, and the relation of one noun to the next provides little information for prediction. An example of this phenomenon can be seen in Figure 1. For the CADEC dataset, we randomly mix each audio file with other users using an SNR sampled from  $\{-1, 0, 6\}$  (negative scores mean the background is “louder” than the main speaker), and the background noise SNR is sampled from  $\{-1, 0, 3, 6, 9, 12\}$ . For the Synthetic BTACT dataset, we randomly sample the SNR from the set  $\{4, 6, 9\}$ , and the background SNR is sampled from  $\{3, 6, 9, 12\}$ . The background noise types include kitchen, TV, home appliances, music, and other ambient noises sampled from recordings of “daily life” environments. Overall, this mixing strategy is based on the work by Ji et al. (2020).

## 4. Methods

This study attempts to investigate the performance of NER systems on biomedical ASR-transcribed data. In this regard, after developing a set of baselines trained on original scripts, we transcribe the noisy audio and evaluate the NER performances on the noisy and original transcripts.

<sup>3</sup><https://github.com/imsky/wordlists>

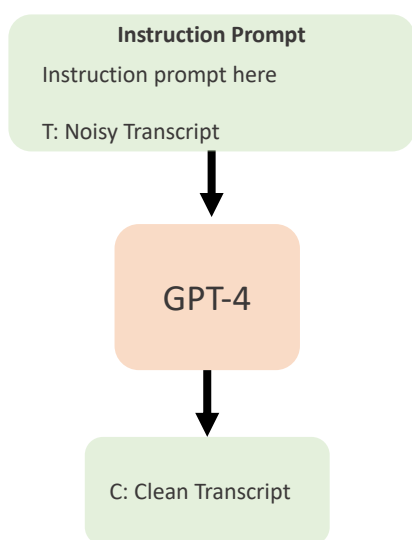


Figure 3: Example of the zero-shot prompting strategy we use for GPT4.

In addition, we introduce a simple framework to improve the NER system performance that requires no training on domain-specific transcribed data. We use the fourth iteration of the Generative Pre-trained Transformer (GPT4) (OpenAI, 2023) to post-process the ASR transcripts using its advanced capacity in contextual understanding and extensive knowledge, which covers a very broad range of biomedical concepts. During this post-processing, GPT4 is provided instructions to evaluate and refine the transcribed outputs to improve the downstream NER performance. In this regard, we study two approaches: zero-shot prompting and few-shot in-context learning.

**NER baselines.** Using the dataset, we develop a set of solid and representative baselines for biomedical NER and evaluate them on original scripts as well as the ASR-transcribed data. However, we use the original scripts for training the models using the widely adopted BIO tagging scheme (Sang and De Meulder, 2003). We use pretrained language models such as BERT (Devlin et al., 2018), BioBERT (Lee et al., 2020), T5 (Raffel et al., 2020) and Flair’s<sup>4</sup> pretrained word embeddings such as GloVe that are fine-tuned on news articles and PubMed datasets. We combine these with the widely adopted BiLSTM-CRF (Lample et al., 2016; Sui et al., 2021).

<sup>4</sup>Flair is a framework for many NLP tasks including NER, POS tagging and text classification which provides a variety of embeddings as well as modules to combine with pretrained language models. <https://flairnlp.github.io/>

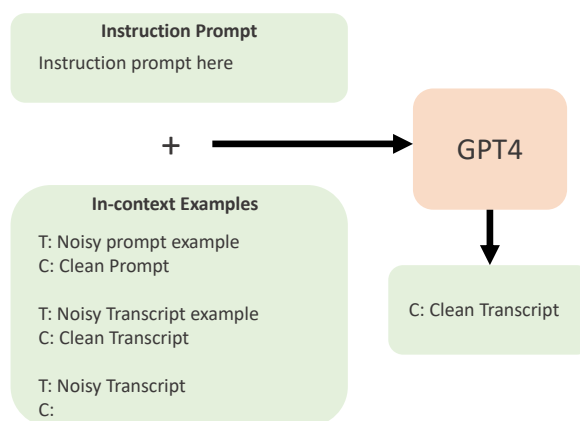


Figure 4: Example of the few-shot prompting strategy we use for GPT4.

**ASR.** As for the ASR module, we use Whisper from OpenAI (Radford et al., 2023) because of its high-quality transcriptions and wide adoption in the literature (Zhuo et al., 2023). We use Whisper in an audio streaming fashion in which the audio input is divided into overlapping chunks, and the overlapping content is post-processed using Llama-2-7b (Touvron et al., 2023) by giving instructions to concatenate the transcribed chunks—we also have tested with GPT4, but there has been a minimal improvement. The size of the chunk is also chosen based on optimum WER.

**Zero-shot Prompting.** Taking advantage of GPT4’s understanding of context and comprehensive knowledge in various biomedical domains, we instruct it to refine the transcript, knowing that the end goal is to improve the performance of the downstream NER system evaluated based on detecting the correct terms and categories.

The format of the zero-shot prompting is shown in Figure 3. In addition, we provide the following instructions and contextual information: **i)** We explain the general topic discussed in each dataset; for example, for CADEC, we mention that the data is a transcribed medical conversation about adverse drug reactions. For BTACT dataset, we provide examples of valid animals/fruits. **ii)** We mention that the audio is noisy, and some words may have been incorrectly transcribed. It has to detect the inappropriate terms and also rephrase them to phonetically similar, yet more appropriate ones. **iii)** We also explain the multi-speaker nature of the noise and mention the possibility that some words may be transcribed from the background speakers. This way, GPT4 provides a more concise transcript or at least removes the off-topic sentences to improve the performance of the downstream NER.

	Model	Precision	Recall	F1
Original	BERT	.669	.569	.615
	BioBERT	.665	.583	.622
	T5	.679	.585	.629
	Flair	.663	.658	.660
	Average	.669	.599	.631
Whisper	BERT	.215	.215	.229
	BioBERT	.243	.208	.224
	T5	.242	.272	.256
	Flair	.236	.242	.239
	Average	.234	.234	.237
+GPT4	BERT	.363	.336	.349
	BioBERT	.363	.347	.355
	T5	.362	.334	.347
	Flair	.352	.389	.369
	Average	.360	.351	.355
+GPT4+Few-shot	BERT	.371	.358	.364
	BioBERT	.387	.383	.385
	T5	<b>.374</b>	.360	.367
	Flair	.367	<b>.415</b>	<b>.389</b>
	Average	<b>.375</b>	<b>.379</b>	<b>.376</b>

Table 3: CADEC ASR dataset results

**Few-shot In-Context Learning.** We also leverage in-context learning to provide sample ASR noisy transcripts alongside the corresponding ground-truth script and tagged named entities. This way, we teach the GPT4 model through direct examples, and it learns to identify the relationships between the errors and correct similar errors in the test transcripts. We show the prompt format we generally use in Figure 4. The GPT4 may also uncover unique relationships and come up with innovative approaches to refine the transcript. By exposing the model to various examples, from common transcription inaccuracies to more complex ones, GPT4 is encouraged to mimic corrections and understand the underlying principles of these mistakes (Ge et al., 2022; Gutierrez et al., 2022; Jin et al., 2023; Cheng et al., 2023).

To choose the set of examples, we randomly sample examples from the training set and cluster them based on their type of errors. In this regard, we look at the NER precision, recall, and F1; differences between the transcript and the original script along with unrecognized or misrecognized named entities. We also ask the GPT4 model to provide its insights about what might have caused the errors and how it can fix the errors. This insight is also used in the clustering algorithm. Finally, a set of varied examples is chosen to be provided to our in-context few-shot learning approach<sup>5</sup>.

<sup>5</sup>We have tested the effect of every cluster as well as various combinations, but providing examples from all clusters results in the maximum improvement.

## 5. Results

In this section, we evaluate and contrast ASR-NER performances on biomedical noisy transcripts with those of the two proposed methods. We evaluate the models based on their performance in detecting the named entities as well as their categories. We use micro precision, recall, and f1 as the evaluation metrics in which a correct prediction happens only if the named entity and the corresponding tag category  $y_i^{\hat{c}_i} = (\hat{n}_i, \hat{c}_i)$  is predicted correctly and matches those of the corresponding original ground truth  $y_i^{c_i} = (n_i, c_i)$ . If a script has multiple pairs of the same named entity and category, we treat each as a separate prediction to account for repeated terms. This way, our evaluation would be very similar to CoNLL’s (Sang and De Meulder, 2003); however, we do not perform a Span detection or consider the BIO tags as the position of words changes in all of our noisy transcript datasets due to the existence of mistranscribed words.

Table 3 shows the performances on the CADEC dataset. As you can see, and was expected, the performance on the NER has significantly dropped (on average 62% of micro f1 scores) on the ASR noisy transcript data for different reasons, including mistranscribed words/terms, the words that are picked up from the background and those that are missed to name but a few reasons. Another reason is the covariate shift between the training and testing set. For example, the ASR output may write the full name of a drug/disease, but the original script may use abbreviations, or they may use different punctuation. PLM-based models’ performances have dropped less due to their robustness to covariate shift and their ability to handle Out-Of-Vocabulary (OOV) scenarios (in comparison with traditional pretrained embeddings such as GloVe). T5 performs consistently better on the recall and precision, which shows its superior robustness, and it would potentially be an ideal choice for fine-tuning if one decides to fine-tune the NER on the noisy transcript data.

The **zero-shot prompting** consistently improves the micro f1 score by an average of 0.14 across all models, which is 59% improvement, fixing the 22% of the drop (reduces the 62% drop to 40%). This shows the value and effectiveness of providing the context and GPT4’s capability of utilizing its knowledge to refine the transcripts. With the improvement of the transcripts and reduction in noise models, performances improved, and Flair pretrained embedding surpassed other models, consistent with the original scripts’ results. BioBERT and Flair improved more than others, especially T5, because GPT4 may replace some terms with new medical terms that T5 has not seen in the training set, but BioBERT and Flair PubMed embeddings are good

Corpus	Model	Precision	Recall	F1
Original	BERT	.974	.972	.973
	T5	.962	.968	.965
	Flair	.942	.963	.953
	AVG	.959	.968	.964
Whisper	BERT	.528	.525	.526
	T5	.554	.609	.580
	Flair	.555	.624	.587
	AVG	.546	.586	.564
+GPT4	BERT	.554	.584	.570
	T5	.571	.609	.589
	Flair	.580	.614	.597
	AVG	.568	.602	.585
+GPT4+Few-shot	BERT	.567	.598	.584
	T5	.611	<b>.659</b>	.634
	Flair	<b>.620</b>	.649	<b>.634</b>
	AVG	.599	.635	<b>.617</b>

Table 4: Overall results on the Synthetic BTACT ASR dataset.

at recognizing them.

The **few-shot in-context learning** additionally improves the micro f1 score by an average of 0.03 across all models. This is 79% improvement from the ASR noisy transcripts that happen consistently across all models and fixes the f1 drop by 27%. Furthermore, the difference between the performance of the models is more similar to those of the original scripts, even in comparison with the zero-shot prompting, which is because the post-transcribed scripts are more similar to the original ones. However, the BioBERT model, which is the best-performing model, has shown the most improvement by improving by 32% in terms of micro-F1. Flair and BioBERT are the best models for zero-shot and few-shot learning when used with GPT4 because of their pretraining on medical terms. We hypothesize that more specialized language models that use medical databases for pretraining can potentially improve performance.

Table 4 shows the performances on the Synthetic BTACT dataset. Similar to the CADEC dataset, we see that the performance significantly drops on the noisy transcripts, and zero- or few-shot learning will consistently improve the performance. The generalization of improvements across the two datasets suggests the effectiveness of the proposed approaches. However, the improvement on BTACT data is substantially lower than CADEC—on BTACT data, the micro-f1 drop reduces from 41.4% in the noisy ASR-NER to 35.9% using few-shot learning, i.e., 5.5% improvement. This is due to the unnatural style of the BTACT data and the lack of context to be leveraged by GPT4.

## 6. Discussion and Error Analysis

The error in ASR-NER can come from different sources, such as noise in the original script, NER errors, or ASR errors in which words may be mis-transcribed or not transcribed from the background speaker by mistake. The noise from the original script includes grammatical errors, typos, or even biomedical misconceptions. Although in a general setting, we cannot address the input data noise, in an ASR setting, this causes the model to either mistranscribe or fix the issue, which causes a mismatch between the predictions and ground-truth tags. For example, ('flu like symptoms', 'ADR') is transcribed to ('flu-like symptoms', 'ADR'). Another example, if the script talks about a drug that can stop multiple episodes of migraines, it should say

*"It stops migraines"*

rather than

*"It stops migraine."*

GPT4 realizes these issues and fixes them using its biomedical knowledge.

The errors that come from the NER system cannot be remedied, but sometimes the noisy transcribed data can add terminologies or a combination of words, which results in errors in the NER model; for example, NER is prone to misidentify pronouns as ADRs, e.g. (we, ADR) or (i, ADR), especially when there are not many named-entities in the input text. Therefore, when the input is very noisy, and ASR cannot transcribe any ADR terms, the output includes many such errors. Furthermore, the covariate shift between the ASR transcript and the original script can also cause errors in the NER system. However, both types of errors are mitigated to some extent by few-shot in-context learning as the GPT4 has seen these errors and changes in the style of the transcript compared to the original script.

The error can also come from Whisper's limited vocabulary or noisy predictions during uncertainty. For example, Whisper cannot detect many drug names, especially phonetically similar to a more common term. For example, it transcribes Arthotec as "arthritis" or "arthrotype," but providing the context that the script is about adverse drug effects fixes the problem. However, due to the intrinsic randomness of GPT4, there are examples in which the term is not fixed in either zero- or few-shot learning—this happens for many other terms, and very commonly, one approach has the right answer, which suggests the use of ensemble approaches.

We also find unique situations where GPT4 hallucinates new contexts. For instance, The original text



“Both husband and wife on a low dosage (10 mg). We are having extreme reactions to heat.”

is transcribed by Whisper to

“There you have it everyone, some kind of low dose of temperature, we are having extreme reactions.”

But, after applying GPT4, it hallucinates a change in temperature, e.g.,

“We both have extreme reactions to temperature changes.”

The new context has unexpected impacts on the NER models, e.g., “changes in temperature” is detected as an ADR. Future research is required to reduce these hallucinations.

## 7. Conclusion

This paper explores the ASR-NLP gap in the biomedical domain, particularly for noisy audio. This challenge is especially pronounced in biomedical Named Entity Recognition (NER) tasks. While advancements in ASR show promise in controlled environments, real-world noisy conditions present significant obstacles (e.g., lack of publicly available datasets). To address this, we’ve introduced the BioASR-NER dataset, offering a mix of clean and noisy biomedical recordings. Coupled with our innovative GPT4-based transcript cleaning approach, we’ve made strides toward mitigating transcription errors.

There are two avenues for future research. First, our methodology to fix transcripts is based on the transcription text. Incorporating the audio information, particularly with recent advances in transformer-based audio-representations (Gong et al., 2022), could substantially improve performance. Second, other biomedical NLP-based tasks, particularly when applied to noisy transcripts, deserve attention. These tasks include tasks such as text summarization (Mishra et al., 2014) and question answering (Jin et al., 2022). How these models generalize when applied to audio-generated transcripts with background voices and noises is unclear. Hence, we will explore these tasks as future work.

## Acknowledgements

This material is based upon work supported by the National Science Foundation (NSF) under Grant No. 2145357.

## 8. Bibliographical References

- Peng Chen, Jian Wang, Hongfei Lin, Di Zhao, and Zhihao Yang. 2023. Few-shot biomedical named entity recognition via knowledge-guided instance generation and prompt contrastive learning. *Bioinformatics*, 39(8):btad496.
- Kunming Cheng, Qiang Guo, Yongbin He, Yanqiu Lu, Shuqin Gu, and Haiyang Wu. 2023. Exploring the potential of gpt-4 in biomedical engineering: the dawn of a new era. *Annals of Biomedical Engineering*, pages 1–9.
- Yu-Wen Chiu, Wen-Chao Yeh, Sheng-Jie Lin, and Yung-Chun Chang. 2021. Recognizing chemical entity in biomedical literature using a bert-based ensemble learning methods for the biocreative 2021 nlm-chem track. In *Proceedings of the seventh BioCreative challenge evaluation workshop*.
- Jacob Devlin, Ming-Wei Chang, Kenton Lee, and Kristina Toutanova. 2018. Bert: Pre-training of deep bidirectional transformers for language understanding. *arXiv preprint arXiv:1810.04805*.
- Ankur Dhuriya, Harveen Singh Chadha, Anirudh Gupta, Priyanshi Shah, Neeraj Chhimwal, Rishabh Gaur, and Vivek Raghavan. 2022. Improving speech recognition for indic languages using language model. *arXiv preprint arXiv:2203.16595*.
- Craig H Ganoë, Weiyi Wu, Paul J Barr, William Haslett, Michelle D Dannenberg, Kyra L Bonasia, James C Finora, Jesse A Schoonmaker, Wambui M Onsando, James Ryan, et al. 2021. Natural language processing for automated annotation of medication mentions in primary care visit conversations. *JAMIA open*, 4(3):o0ab071.
- Yao Ge, Yuting Guo, Yuan-Chi Yang, Mohammed Ali Al-Garadi, and Abeed Sarker. 2022. Few-shot learning for medical text: A systematic review. *arXiv preprint arXiv:2204.14081*.
- Sreyan Ghosh, Utkarsh Tyagi, Sonal Kumar, and Dinesh Manocha. 2023. Bioaug: Conditional generation based data augmentation for low-resource biomedical ner. *arXiv preprint arXiv:2305.10647*.
- Yuan Gong, Cheng-I Lai, Yu-An Chung, and James Glass. 2022. Ssast: Self-supervised audio spectrogram transformer. In *Proceedings of the AAAI Conference on Artificial Intelligence*, volume 36, pages 10699–10709.
- Zhengyi Guan and Xiaobing Zhou. 2023. A prefix and attention map discrimination fusion guided attention for biomedical named entity recognition. *BMC bioinformatics*, 24(1):42.

- Bernal Jimenez Gutierrez, Nikolas McNeal, Clay Washington, You Chen, Lang Li, Huan Sun, and Yu Su. 2022. Thinking about gpt-3 in-context learning for biomedical ie? think again. *arXiv preprint arXiv:2203.08410*.
- Coen Hacking, Hilde Verbeek, Jan PH Hamers, and Sil Aarts. 2023. The development of an automatic speech recognition model using interview data from long-term care for older adults. *Journal of the American Medical Informatics Association*, 30(3):411–417.
- Xuan Ji, Meng Yu, Chunlei Zhang, Dan Su, Tao Yu, Xiaoyu Liu, and Dong Yu. 2020. Speaker-aware target speaker enhancement by jointly learning with speaker embedding extraction. In *ICASSP 2020-2020 IEEE International Conference on Acoustics, Speech and Signal Processing (ICASSP)*, pages 7294–7298. IEEE.
- Chen Jia, Xiaobo Liang, and Yue Zhang. 2019. Cross-domain ner using cross-domain language modeling. In *Proceedings of the 57th annual meeting of the association for computational linguistics*, pages 2464–2474.
- Qiao Jin, Yifan Yang, Qingyu Chen, and Zhiyong Lu. 2023. Genegpt: Augmenting large language models with domain tools for improved access to biomedical information. *ArXiv*.
- Qiao Jin, Zheng Yuan, Guangzhi Xiong, Qianlan Yu, Huaiyuan Ying, Chuanqi Tan, Moshua Chen, Songfang Huang, Xiaozhong Liu, and Sheng Yu. 2022. Biomedical question answering: a survey of approaches and challenges. *ACM Computing Surveys (CSUR)*, 55(2):1–36.
- Sarvnaz Karimi, Alejandro Metke-Jimenez, Madonna Kemp, and Chen Wang. 2015. Cadecc: A corpus of adverse drug event annotations. *Journal of biomedical informatics*, 55:73–81.
- Andrew J King, Derek C Angus, Gregory F Cooper, Danielle L Mowery, Jennifer B Seaman, Kelly M Potter, Leigh A Bukowski, Ali Al-Khafaji, Scott R Gunn, and Jeremy M Kahn. 2023. A voice-based digital assistant for intelligent prompting of evidence-based practices during icu rounds. *Journal of Biomedical Informatics*, 146:104483.
- Jodi Kodish-Wachs, Emin Agassi, Patrick Kenny III, and J Marc Overhage. 2018. A systematic comparison of contemporary automatic speech recognition engines for conversational clinical speech. In *AMIA Annual Symposium Proceedings*, volume 2018, page 683. American Medical Informatics Association.
- Guillaume Lample, Miguel Ballesteros, Sandeep Subramanian, Kazuya Kawakami, and Chris Dyer. 2016. Neural architectures for named entity recognition. *arXiv preprint arXiv:1603.01360*.
- Robert Leaman and Graciela Gonzalez. 2008. Banner: an executable survey of advances in biomedical named entity recognition. In *Biocomputing 2008*, pages 652–663. World Scientific.
- Jinhyuk Lee, Wonjin Yoon, Sungdong Kim, Donghyeon Kim, Sunkyu Kim, Chan Ho So, and Jaewoo Kang. 2020. Biobert: a pre-trained biomedical language representation model for biomedical text mining. *Bioinformatics*, 36(4):1234–1240.
- Pilar López-Úbeda, Manuel Carlos Díaz-Galiano, L Alfonso Ureña-López, and M Teresa Martín-Valdivia. 2021. Combining word embeddings to extract chemical and drug entities in biomedical literature. *BMC bioinformatics*, 22(1):1–18.
- Anirudh Mani, Shruti Palaskar, and Sandeep Konam. 2020. Towards understanding asr error correction for medical conversations. In *Proceedings of the first workshop on natural language processing for medical conversations*, pages 7–11.
- Rashmi Mishra, Jiantao Bian, Marcelo Fiszman, Charlene R Weir, Siddhartha Jonnalagadda, Javed Mostafa, and Guilherme Del Fiol. 2014. Text summarization in the biomedical domain: a systematic review of recent research. *Journal of biomedical informatics*, 52:457–467.
- Ngoc Dang Nguyen, Lan Du, Wray Buntine, Changyou Chen, and Richard Beare. 2022. Hardness-guided domain adaptation to recognise biomedical named entities under low-resource scenarios. In *Proceedings of the 2022 Conference on Empirical Methods in Natural Language Processing*, pages 4063–4071.
- OpenAI. 2023. Gpt-4 technical report. *ArXiv*, abs/2303.08774.
- A Paats, T Alumäe, E Meister, and I Fridolin. 2015. Evaluation of automatic speech recognition prototype for estonian language in radiology domain: a pilot study. In *16th Nordic-Baltic Conference on Biomedical Engineering: 16. NBC & 10. MTD 2014 joint conferences. October 14-16, 2014, Gothenburg, Sweden*, pages 96–99. Springer.
- Nina Poerner, Ulli Waltinger, and Hinrich Schütze. 2020. Inexpensive domain adaptation of pre-trained language models: Case studies on biomedical ner and covid-19 qa. In *Findings of the Association for Computational Linguistics: EMNLP 2020*, pages 1482–1490.

- Sampo Pyysalo, Filip Ginter, Juho Heimonen, Jari Björne, Jorma Boberg, Jouni Järvinen, and Tapio Salakoski. 2007. Bioinfer: a corpus for information extraction in the biomedical domain. *BMC bioinformatics*, 8:1–24.
- Juan C Quiroz, Liliana Laranjo, Ahmet Baki Kocaballi, Shlomo Berkovsky, Dana Rezazadegan, and Enrico Coiera. 2019. Challenges of developing a digital scribe to reduce clinical documentation burden. *NPJ digital medicine*, 2(1):114.
- Alec Radford, Jong Wook Kim, Tao Xu, Greg Brockman, Christine McLeavey, and Ilya Sutskever. 2023. Robust speech recognition via large-scale weak supervision. In *International Conference on Machine Learning*, pages 28492–28518. PMLR.
- Colin Raffel, Noam Shazeer, Adam Roberts, Katherine Lee, Sharan Narang, Michael Matena, Yanqi Zhou, Wei Li, and Peter J Liu. 2020. Exploring the limits of transfer learning with a unified text-to-text transformer. *The Journal of Machine Learning Research*, 21(1):5485–5551.
- Anthony Rios, Ramakanth Kavuluru, and Zhiyong Lu. 2018. Generalizing biomedical relation classification with neural adversarial domain adaptation. *Bioinformatics*, 34(17):2973–2981.
- Tim Rocktäschel, Michael Weidlich, and Ulf Leser. 2012. Chemspot: a hybrid system for chemical named entity recognition. *Bioinformatics*, 28(12):1633–1640.
- Erik F Sang and Fien De Meulder. 2003. Introduction to the conll-2003 shared task: Language-independent named entity recognition. *arXiv preprint cs/0306050*.
- Bosheng Song, Fen Li, Yuansheng Liu, and Xi-angxiang Zeng. 2021. Deep learning methods for biomedical named entity recognition: a survey and qualitative comparison. *Briefings in Bioinformatics*, 22(6):bbab282.
- Christian J. Steinmetz and Joshua D. Reiss. 2021. pyloudnorm: A simple yet flexible loudness meter in python. In *150th AES Convention*.
- Dianbo Sui, Zhengkun Tian, Yubo Chen, Kang Liu, and Jun Zhao. 2021. A large-scale chinese multimodal ner dataset with speech clues. In *Proceedings of the 59th Annual Meeting of the Association for Computational Linguistics and the 11th International Joint Conference on Natural Language Processing (Volume 1: Long Papers)*, pages 2807–2818.
- Cong Sun, Zhihao Yang, Lei Wang, Yin Zhang, Hongfei Lin, and Jian Wang. 2021. Deep learning with language models improves named entity recognition for pharmacology. *BMC bioinformatics*, 22(1):1–16.
- Piotr Szymański, Lukasz Augustyniak, Mikolaj Morzy, Adrian Szymczak, Krzysztof Surdyk, and Piotr Żelasko. 2023. Why aren't we ner yet? artifacts of asr errors in named entity recognition in spontaneous speech transcripts. In *Proceedings of the 61st Annual Meeting of the Association for Computational Linguistics (Volume 1: Long Papers)*, pages 1746–1761.
- Yiqi Tong, Yidong Chen, and Xiaodong Shi. 2021. A multi-task approach for improving biomedical named entity recognition by incorporating multi-granularity information. In *Findings of the Association for Computational Linguistics: ACL-IJCNLP 2021*, pages 4804–4813.
- Hugo Touvron, Louis Martin, Kevin Stone, Peter Albert, Amjad Almahairi, Yasmine Babaei, Nikolay Bashlykov, Soumya Batra, Prajjwal Bhargava, Shruti Bhosale, et al. 2023. Llama 2: Open foundation and fine-tuned chat models. *arXiv preprint arXiv:2307.09288*.
- Brian D Tran, Kareem Latif, Tera L Reynolds, Jihyun Park, Jennifer Elston Lafata, Ming Tai-Seale, and Kai Zheng. 2023. “mm-hm,”“uh-uh”: are non-lexical conversational sounds deal breakers for the ambient clinical documentation technology? *Journal of the American Medical Informatics Association*, 30(4):703–711.
- Marieke M van Buchem, Hileen Boosman, Martijn P Bauer, Ilse MJ Kant, Simone A Cammel, and Ewout W Steyerberg. 2021. The digital scribe in clinical practice: a scoping review and research agenda. *NPJ digital medicine*, 4(1):57.
- Thuy Vu, Dinh Phung, and Gholamreza Haffari. 2020. Effective unsupervised domain adaptation with adversarially trained language models. In *Proceedings of the 2020 Conference on Empirical Methods in Natural Language Processing (EMNLP)*, pages 6163–6173.
- Taiki Watanabe, Tomoya Ichikawa, Akihiro Tamura, Tomoya Iwakura, Chunpeng Ma, and Tsuneo Kato. 2022. Auxiliary learning for named entity recognition with multiple auxiliary biomedical training data. In *Proceedings of the 21st Workshop on Biomedical Language Processing*, pages 130–139.
- Leon Weber, Mario Sängler, Jannes Münchmeyer, Maryam Habibi, Ulf Leser, and Alan Akbik. 2021. Hunflair: an easy-to-use tool for state-of-the-art biomedical named entity recognition. *Bioinformatics*, 37(17):2792–2794.

Ryan Whetten and Casey Kennington. 2023. Evaluating and improving automatic speech recognition using severity. In *The 22nd Workshop on Biomedical Natural Language Processing and BioNLP Shared Tasks*, pages 79–91.

Le Zhuo, Ruibin Yuan, Jiahao Pan, Yinghao Ma, Yizhi LI, Ge Zhang, Si Liu, Roger Dannenberg, Jie Fu, Chenghua Lin, et al. 2023. Lyricwhiz: Robust multilingual zero-shot lyrics transcription by whispering to chatgpt. *arXiv preprint arXiv:2306.17103*.

## 9. Language Resource References

### A. Complete System Prompts

In our study, we structure the dialogues with GPT-4 to refine noisy transcriptions of animal names. The dialogue is initiated with a system prompt, followed by a series of user and assistant interactions. Below, we show the system prompt used for the Synthetic BTACT dataset:

**System Prompt:** "I give you a transcript about animals. Animal names are being called out. There are some names that are transcribed by mistake. Fix them to the phonetically similar, more proper version if you find it not proper. Respond with the fixed transcript only! Remember to remove repetitive statements to make the content concise."

For the CADEC dataset, we use the following system prompt:

**System Prompt:** "I give you a transcript of medical conversation. There are some technical terms that are transcribed by mistake. Fix them to the phonetically similar, more proper version if you find it not proper. Respond with the fixed transcript only!"