

CODES: Natural Language to Code Repository via Multi-Layer Sketch

1st Daoguang Zan

*Institute of Software, Chinese Academy of Sciences
University of Chinese Academy of Sciences
Beijing, China*

2nd Ailun Yu

*Peking University
Beijing, China*

3rd Wei Liu

*Peking University
Beijing, China*

4th Dong Chen

*Huawei Technologies Co., Ltd
Beijing, China*

5th Bo Shen

*Huawei Technologies Co., Ltd
Beijing, China*

6th Wei Li

*Chinese Academy of Sciences
Beijing, China*

7th Yafen Yao

*Huawei Technologies Co., Ltd
Beijing, China*

8th Yongshun Gong

*Shandong University
Jinan, China*

9th Xiaolin Chen

*Chinese Academy of Sciences
Beijing, China*

10th Bei Guan

*Chinese Academy of Sciences
Beijing, China*

11th Zhiguang Yang

*Funcun-wuyou Technologies Co., Ltd
Beijing, China*

12th Yongji Wang

*Chinese Academy of Sciences
Beijing, China*

13th Qianxiang Wang

*Huawei Technologies Co., Ltd
Beijing, China*

14th Lizhen Cui

*Shandong University
Jinan, China*

Abstract—The impressive performance of large language models (LLMs) on code-related tasks has shown the potential of fully automated software development. In light of this, we introduce a new software engineering task, namely *Natural Language to code Repository* (NL2Repo). This task aims to generate an entire code repository from its natural language requirements. To address this task, we propose a simple yet effective framework CODES, which decomposes NL2Repo into multiple sub-tasks by a multi-layer sketch. Specifically, CODES includes three modules: RepoSketcher, FileSketcher, and SketchFiller. RepoSketcher first generates a repository’s directory structure for given requirements; FileSketcher then generates a file sketch for each file in the generated structure; SketchFiller finally fills in the details for each function in the generated file sketch. To rigorously assess CODES on the NL2Repo task, we carry out evaluations through both automated benchmarking and manual feedback analysis. For benchmark-based evaluation, we craft a repository-oriented benchmark, SketchEval, and design an evaluation metric, SketchBLEU. For feedback-based evaluation, we develop a VSCode plugin for CODES and engage 30 participants in conducting empirical studies. Extensive experiments prove the effectiveness and practicality of CODES on the NL2Repo task.

Index Terms—natural language to code repository, multi-layer sketch, code large language model, instruction tuning

I. INTRODUCTION

Large language models (LLMs) have achieved remarkable advancements in generating code based on natural language (NL2Code) [1]–[10]. For instance, GPT-4 and Claude 3 can solve 67.0% and 84.9% of function-level Python programming tasks in a zero-shot manner. Their impressive performance

The first four authors contributed equally to this work. Corresponding authors are Bei Guan, Zhiguang Yang, and Lizhen Cui.

demonstrates the possibility of LLM-driven autonomous software development [11]. Hopefully, in the era of LLM, programming novices and even non-programmers will be able to build complex engineering projects through natural language. In this sense, natural language is one step closer to being the ultimate “programming language”. To explore this possibility, we propose a new software engineering task, called Natural Language to Code Repository (NL2Repo), with the goal of automatically generating an entire engineering code repository based on given natural language requirements.

However, automatically generating a real-world engineering project faces challenges due to the huge gap between the natural language description of requirements and the corresponding code repository. This gap is reflected in two aspects: (1) A real-world engineering project is typically accompanied by detailed natural language requirements to describe its numerous functional features. Unlike previous NL2Code tasks [1], natural language in NL2Repo will be longer and more complex. Although code LLMs have shown excellent performance in translating natural language to function, their instruction following capability and long-context length currently may not be sufficient for the NL2Repo task. (2) A target code repository typically exhibits high structural integrity, both in its directory tree and source code. Although code LLMs perform well in NL2Code, they excel more at generating simple standalone code snippets, such as line- or function-level code generation. This is primarily because auto-regressive language models are inherently ill-suited for modeling structured information [12].

To fill this gap, one straightforward idea is to decompose the complex NL2Repo task into sub-tasks via a sketch-

based approach [13]–[15]. Earlier studies have proved the effectiveness of sketching in function-level program synthesis under formal specifications, like program sketching [16] and DreamCoder [17]. Nonetheless, those approaches fail in the NL2Repo task, as they do not support natural language input and hardly scale beyond function-level due to the large search space of candidate programs [18]–[20]. Notably, combining the sketch with code LLMs could complement both of these shortcomings, as probability-based models possess an inherent advantage at understanding natural language and handling large search space [19], [20]. Therefore, a thought-provoking question arises: how to leverage the insights of the sketch to empower code LLMs in better solving NL2Repo tasks?

To address this question, we propose CODES, a multi-layer Sketch-based framework for NL2Repo. CODES includes three modules: RepoSketcher, FileSketcher, and SketchFiller, which divide the NL2Repo into three phases. Specifically, RepoSketcher first generates the repository’s directory structure; for each filename in structure, FileSketcher then generates its file sketch which omits function body details; SketchFiller finally fills in each function body. The implementation of CODES framework involves two manners: prompt engineering and supervised fine-tuning. For the former, we directly utilize off-the-shelf code LLMs such as CodeLlama, DeepSeekCoder, and GPT-3.5, assigning them roles corresponding to the three modules. Regarding the latter, we fine-tune these base models to improve their capability to generate entire code repositories, thereby enhancing the overall performance of CODES.

To thoroughly evaluate the solutions for NL2Repo task, we conduct both benchmark-based automated and feedback-based manual evaluation. For benchmark-based evaluation, we craft a new benchmark, SketchEval, by collecting 19 latest GitHub repositories and devising a metric to assess the quality of generated repositories. For feedback-based evaluation, we develop a VSCode plugin for it and invite 30 participants to use it to implement two real-world engineering projects. Extensive experiments on SketchEval and empirical studies have proved the effectiveness and practicality of CODES.

Overall, our contributions can be summarized as follows:

- We propose a new software engineering task, NL2Repo, with the goal of automatically generating an entire code repository based on given natural language requirements.
- We introduce CODES, a sketch-based framework to solve NL2Repo task. It divides NL2Repo into three phases and tackles them layer by layer.
- To comprehensively evaluate the NL2Repo task, we craft a benchmark SketchEval. It provides the evaluation of 19 real-world GitHub repositories and introduces a repository-oriented evaluation metric SketchBLEU. Furthermore, we develop a VSCode plugin and conduct empirical studies.
- Extensive experiments on SketchEval and empirical studies have proved the effectiveness and practicality of CODES. We have made our work publicly available¹.

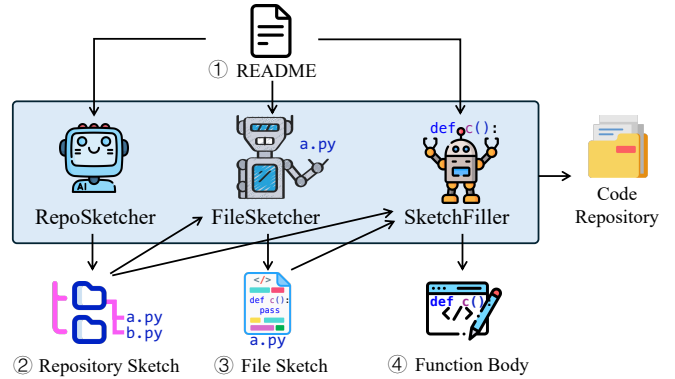



Fig. 1: Overview of our proposed framework CODES.

II. FRAMEWORK OF CODES

NL2Repo tends to generate a *functional code repository* from its *natural language descriptions*. Though the input and output of a NL2Repo task are similar to a conventional NL2Code task [1], we consider it as a new task instead of a direct extension. Even though both NL2Repo and NL2Code adopt natural language as their inputs. The inputs of NL2Repo tend to be much longer with diverse sources of information. It typically includes a project title, functional description, features, dependencies, usage examples, FAQs, etc. Also, the functional descriptions in NL2Repo tend to be much more high-level compared to conventional NL2Code tasks. The expected size of the produced code is way larger than its descriptions. NL2Repo targets repository generation instead of code segments. It proposes new challenges in designing file structures, modules, and interfaces besides conventional code generation. In this paper, we consider a project’s README.md file as its natural language input. With this specific setting, we propose CODES, a multi-layer sketch framework for NL2Repo.

CODES consists of three modules: RepoSketcher, FileSketcher, and SketchFiller, as Fig. 1 shows. Given a ①README.md, RepoSketcher first aims to generate a ②Repository Sketch. It includes the names of all directories and files in the form of a tree. Next, FileSketcher generates a ③File Sketch for each file in the generated repository sketch. The file sketch outlines the import relations and the function definitions with empty bodies. Finally, SketchFiller is responsible for filling in the ④Function Body for each function definition. The arrows in Fig. 1 show the information flow of CODES. It can be summarized as follows ②=RepoSketcher(①), ③=FileSketcher(①,②), and ④=SketchFiller(①,②,③). Noted that, the FileSketcher and SketchFiller aggregate information from previous stages. This design enables CODES to progressively refine the sketch layer by layer without losing high-level task information. The three modules of CODES are designed to collaborate seamlessly to address the requirements of the complex project.

¹<https://github.com/NL2Code/CodeS>

①  README.md (the stocktalk repository)

```
# Stocktalk


## Purpose
*Stocktalk is a visualization tool that tracks tweet volume and sentiment on Twitter, given a series of queries.*

*It does this by opening a local websocket with Twitter and pulling tweets that contain user-specified keywords. For example, I can tell Stocktalk to grab all tweets that mention Ethereum and periodically tally volume and measure average sentiment every 15 minutes.*


*It will then record this data continuously and update an online database that can be used to visualize the timeseries data via an interactive Flask-based web application.*

## Code Examples
...

## Underlying Features
1. Text Processing
2. Sentiment Analysis
...
```

②  Repository Sketch (the stocktalk repository)

```
.
├── README.md
└── stocktalk
    ├── app.py # from scripts import mongio;
    ├── listen.py # from scripts import *;
    └── scripts
        ├── mongio.py # from scripts import settings;
        ├── settings.py
        └── streaming.py # from scripts import mongio;
```

③  File Sketch (stocktalk/app.py)

```
from json import loads
from flask import Flask, render_template
from scripts import mongio

app = Flask(__name__)

@app.route("/", methods=["GET"])
def index():
    """TODO"""


if __name__ == "__main__":
    pass
```

④  Function Body (def index())


```
def index():
    volume, sentiment = {}, {}
    for document in mongio.db.logs.find():
        logs = loads(document["logs"])
        t = [i["timestamp"] for i in logs]
        v = [i["volume"] for i in logs]
        s = [i["sentiment"] for i in logs]
        volume[document["query"]] = [{"x": i, "y": j} \
                                     for i, j in zip(t, v)]
        sentiment[document["query"]] = [{"x": i, "y": j} \
                                         for i, j in zip(t, s)]

    return render_template("index.html", v=volume, \
                           s=sentiment)
```


(a) Items from a code repository


 RepoSketcher (the stocktalk repository)

Below is a detailed README.md of repository. Please write a repository sketch in the form of a tree, including all folders, files, as well as imports information if necessary.


```
---
README.md
---
①  README.md (the stocktalk repository)
---
Repository Sketch
---
```

Here is a practicable repository sketch. **Output**


```
---
②  Repository Sketch (the stocktalk repository)
---
```

 FileSketcher (stocktalk/app.py)

Below is a detailed README.md of repository, repository sketch, as well as a file path. Please write a corresponding file sketch.


```
---
README.md
---
①  README.md (the stocktalk repository)
---
Repository Sketch
---
```


Here is a practicable repository sketch. **Output**

```
---
②  Repository Sketch (the stocktalk repository)
---
```


```
---
File Path
---
stocktalk/app.py
---
File Sketch
---
```

Here is a practicable file sketch. **Output**


```
---
python
③  File Sketch (stocktalk/app.py)
---
```

 SketchFiller (def index())

Below is a detailed README.md of repository, repository sketch, as well as some relevant file sketches. Please fill the function body for the given function header.


```
---
README.md
---
①  README.md (the stocktalk repository)
---
Repository Sketch
---
```

Here is a practicable repository sketch. **Output**

```
---
②  Repository Sketch (the stocktalk repository)
---
```


```
---
Relevant File Sketch/1: `stocktalk/scripts/mongio.py`
---
python
File Sketch (stocktalk/scripts/mongio.py)
---
```

Current File Sketch/2: `stocktalk/app.py`

```
---
python
③  File Sketch (stocktalk/app.py)
---
```

Function Complement: `def index()`

Output

```
---
python
④  Function Body (def index())
---
```

(b) Prompt of CODES's three modules

Fig. 2: Prompt templates of CODES's three modules on a repository (<https://github.com/anfederico/stocktalk>).

III. METHODOLOGY

In practice, we implement the CODES framework for NL2Repo task in two manners, namely prompt engineering (PE) and supervised fine-tuning (SFT). For the former, we prompt the off-the-shelf code LLMs, such as StarCoder2 [6], CodeLlama [7], DeepSeekCoder [8], and OpenAI’s GPT-3.5 [21] to function as the three modules RepoSketcher, FileSketcher and SketchFiller. For the latter, we leverage instruction fine-tuning to adapt base models to fulfill the functions of the three modules. Both of the above implementation choices share the same workflow of CODES, with specified inputs and outputs of each module. The specification of inputs and outputs serves as the foundation for the construction of both the inference prompts and fine-tuning data. Exemplary prompt templates of CODES are presented in Fig. 2. We proceed to elaborate on each module’s design, explaining their input and output format.

Fig. 2 (a) presents four items used in the inputs and outputs of three modules, including ①README.md, ②Repository Sketch, ③File Sketch and ④Function Body. A ①README.md contains the project title, description, features, installation, usage examples, table of contents, change logs, dependencies, FAQs, etc. We only reserve the first five parts to prevent irrelevant or redundant information from affecting LLMs. A ②Repository Sketch formats like a directory tree generated by the Linux `tree` command, but additionally attached with cross-file imports as annotations after each code file entry. A ③File Sketch for each code file in the repository formats as a Python snippet where the bodies of all the functions are replaced with a placeholder statement. A ④Function Body is a function-level code snippet that completes the specified target function signature. The above four items are used to compose the inputs and outputs of CODES’ modules.

Fig. 2 (b) lists the prompts used in each module, depicting their inputs and outputs. The inputs of all the modules contain a brief description of the task and necessary items selected from ①README.md, ②Repository Sketch and ③File Sketch. The outputs contain a prefixed statement identifying the response type, and a corresponding item of ②Repository Sketch, ③File Sketch or ④Function Body respectively for the module of RepoSketcher, FileSketcher, and SketchFiller. Specifically, RepoSketcher accepts a ①README.md and outputs a ②Repository Sketch, while FileSketcher accepts a ①README.md a ②Repository Sketch and the target file path to generate, outputting a corresponding ③File Sketch. For SketchFiller, the input contains a ①README.md, a ②Repository Sketch, optional relevant ③File Sketch, current ③File Sketch and the target function signature to complete. Among them, the relevant ③File Sketch corresponds to those dependent code files that the current file may import, hence they are included in the input for SketchFiller’s reference; the current ③File Sketch presents both the context and location of the target function, with the body of the target function set as a “TODO” placeholder statement while that of the

other functions set as a “pass” statement. Finally, SketchFiller outputs a corresponding ④Function Body to complete the target function. These above three modules are connected, with the output of one serving as the input of the next, collectively forming the CODES framework.

IV. SKETCHEVAL: A BENCHMARK FOR NL2REPO

We craft a benchmark SketchEval to evaluate the NL2Repo tasks for Python. SketchEval includes: (1) a dataset of 19 real-world repositories of varying complexity, which are delicately selected from the latest open-source GitHub projects. (2) a metric to measure the similarity between two repositories, in terms of structures and semantics.

A. Dataset for Evaluation

To collect the evaluation repositories, we follow three steps: crawling, filtering, and grouping. **Firstly**, we extensively crawl open-source repositories via GitHub API. From GitHub, we request around 300 most-starred repositories² with Python as the main language from August 2023 onwards³. **Secondly**, we refine the crawled repository set by filtering out repositories based on their type, quality, and topic. (1) for types, we rule out those framework- or library-oriented repositories, mainly focusing on standalone projects. (2) for quality, we select those repositories with a well-organized README and well-constructed source code. For each repository, we require that its README document contains a meta description and a detailed feature description. The descriptions are necessary to declare the goal of a repository. we also check the validity of the source code by manually running the repository or reading the code. (3) for topics, we try our best to cover diverse areas of repositories (e.g. AI, cyber security, shell tools, etc.). **Thirdly**, we group the selected repositories into different difficulty levels based on the scale of a repository. The repositories are grouped into three levels: repositories of *Hard* level should contain > 10 Python files or > 2500 Python code lines; Repositories of *Medium* level should contain > 5 Python files or > 500 Python code lines; Other repositories are classified as *Easy* level.

As a result, we totally collect a set of 19 repositories⁴ as *reference repositories*, including 5 easy ones, 8 medium ones, and 6 hard ones. The information of them is listed in Table I. For the three modules of CODES, these 19 repositories provide 19, 189, and 1,166 evaluation instances, respectively.

B. Metric Definition

To evaluate repository generation performance, we design a metric, namely SketchBLEU, which can calculate a repository-level similarity between the generated repository with the reference one. We follow the idea of CodeBLEU [52], a metric that works effectively on function-level code evaluation. CodeBLEU is a weighted combination of four parts including

²https://api.github.com/search/repositories?q=language:Python+created:>2023-08-01&sort=stars&order=desc&per_page=100&page={page}

³We choose this date to prevent data leakage in our base models.

⁴<https://github.com/NL2Code/CodeS/tree/main/validation/repos>

TABLE I: Meta information of the selected repositories in SketchEval. #F. and #L. denotes the number of Python files and code lines in the repository.

Difficulty	Repository Name	Stars	Created	#F.	#L.
Easy	CVE-2023-44487	205	2023-10-10	1	319
	EVM_inscription	227	2023-12-18	3	164
	pitch-visualizer	192	2023-12-05	2	315
	smol-podcaster	261	2023-08-08	1	277
	web.Monitor	118	2023-09-09	1	237
Medium	django-tui	212	2023-08-23	6	873
	easier-docker	151	2023-11-23	10	274
	epubhv	444	2023-09-04	7	958
	every-breath-you-take	541	2023-09-16	5	1497
	fastui-chat	190	2023-12-17	8	367
	kanban-python	228	2023-11-11	10	1945
	libgen_to_txt	207	2023-10-16	9	570
van-gonography	384	2023-11-13	4	1030	
Hard	EasyLiterature	174	2023-10-09	13	1564
	flameshow	956	2023-09-24	19	2106
	mactop	132	2023-12-05	43	3639
	pygraft	611	2023-09-07	12	3882
	pyobd	709	2023-08-18	22	12220
	sim-web-visualizer	223	2023-08-10	18	4870

n-gram BLEU, weighted n-gram BLEU, syntactic tree match, and semantic data-flow match. Based on CodeBLEU, we propose SketchBLEU by adapting the four parts of CodeBLEU to repository-level code evaluation, which can be defined as:

$$\text{SketchBLEU} = \alpha \cdot \text{BLEU}' + \beta \cdot \text{BLEU}'_{\text{weight}} + \gamma \cdot \text{Match}_{\text{struc}} + \delta \cdot \text{Match}'_{\text{df}} \quad (1)$$

where BLEU' and $\text{BLEU}'_{\text{weight}}$ respectively denote the standard n-gram BLEU precision and the weighted n-gram BLEU precision that is calculated based on the concatenated source code of the repository; $\text{Match}_{\text{struc}}$ denotes a n-hop tree match ($n = 3$ in practice) of the *structural tree*, which is constructed by concatenating the directory tree and the abstract syntax trees (ASTs) of Python code files in the repository; $\text{Match}'_{\text{df}}$ denotes the semantic dataflow match between repositories, calculated by matching function-level dataflows between repositories via maximum weighted bipartite matching. In our experiment, we assign equal weights to the four sub-parts of the metric, with $\alpha = \beta = \gamma = \delta = 0.25$. To transfer function-level CodeBLEU to repository-level SketchBLEU, we make efforts to adjust the four sub-parts of the original metric. For instance, we adopt a less sensitive brevity penalty, because repositories implementing the same requirements can vary greatly in size. Details of SketchBLEU can be found in our supplementary material (Section A).

V. RESEARCH QUESTIONS

We aim to comprehensively evaluate our framework CODES under the NL2Repo task by answering the following three Research Questions (RQs):

- RQ1: How does CODES based on multi-layer sketch perform on the NL2Repo task?
- RQ2: What factors influence the performance of CODES?
- RQ3: Does CODES hold practical potential in real-world NL2Repo tasks?

We answer RQ1 by evaluating CODES against all its base-lines on our constructed benchmark SketchEval. Regarding RQ2, we perform a detailed analysis for CODES from the perspectives of base model and instruction data. In response to RQ3, we develop a VSCode plugin for CODES and invite 30 participants to develop two projects using it.

VI. EXPERIMENTAL SETUP

A. 100 Code Repositories for Supervised Fine-Tuning

To adapt base models for the NL2Repo task, we perform supervised fine-tuning based on a collection of 100 code repositories. To obtain these repositories, we first crawl Python repositories created before August 1, 2023 from GitHub. Choosing this creation date as a filtering criterion aims to prevent data leakage into our newly constructed evaluation benchmark SketchEval, thus ensuring the fairness of our experiments. After that, we further exclude repositories with less than 100 stars to ensure high-quality training data.

Based on the filtered repositories, we manually select 100 high-quality Python ones⁵. For each of these repositories, we extract its four parts: ①README.md, ②Repository Sketch, ③File Sketch, and ④FunctionBody. One concrete example for these four parts is shown in Fig. 2 (a). Based on the collected repositories, we construct a total of 7,806 instruction data for CODES’s three modules: 100 for RepoSketcher, 1,191 for FileSketcher, and 6,515 for SketchFiller. Fig. 2 showcases the prompt templates for CODES’s three modules.

B. CODES and Its Comparative Methods

We implement the prompt engineering (PE) and supervised fine-tuning (SFT) versions of CODES based on multiple base models⁶, including DeepSeekCoder-Instruct 7&33B [8], StarCoder2 3&7&15B [6], CodeLlama-Instruct 7&13&34B [7], and OpenAI’s GPT-3.5-turbo [21]. Note that all GPT-3.5-based methods have only PE versions. The baselines of CODES include two categories:

- **Vanilla:** Our contributions lie in producing a complex code repository by utilizing a three-layer sketch. Therefore, a primary baseline for CODES is the method without any sketching, which means leveraging code LLMs to directly generate a repository. We implement the PE and SFT versions for it based on GPT-3.5 and CodeLlama.
- **Agent-based Methods:** They were initially proposed to accomplish a specific objective through the collaborative working of multiple LLMs. In the NL2Repo task with the objective of generating a repository, we reproduce three agent-based methods based on GPT-3.5 including ChatDev [24], AutoGPT [25], and AgentGPT [26].

C. Implementation Details

We use DeepSpeed⁷ and Llama-Factory [54] to fine-tune base models. During the instruction fine-tuning process of

⁵<https://github.com/NL2Code/CodeS/tree/main/repos>

⁶The four base models were pre-trained with GitHub data before February 2023, September 2023, August 2023, and September 2021, respectively.

⁷<https://github.com/microsoft/DeepSpeed>

CODES, the batch size is set to 8 per GPU card, gradient accumulation steps to 8, and saving steps to 25. We set the learning rate to $5e-5$ with cosine decay, and enable fp16 to accelerate training. AdamW [56] is used to optimize the parameters with $\beta=(0.9, 0.99)$ and $\epsilon=1e-8$. Also, we employ Rotary Position Embedding (ROPE) [58] to enhance the long-context modeling capability of the model. For inference, we use greedy sampling across all our experiments on SketchEval. During the empirical study, we deploy CODES using vLLM [57] and provide API services for the VSCode plugin. When requesting the API of CODES, we use nucleus sampling with the temperature of 0.2, top_p of 0.9, frequency_penalty of 0.35, and presence_penalty of 0.25. Regarding the instruction data, we use the `tree` command in Linux to extract repository sketch from a code repository. We employ the `ast` library⁸ for extracting the file sketch and function bodies from a Python file. We format all the crawled source code using the `black` library⁹. The version of OpenAI’s GPT-3.5 used in our experiments is the `gpt-3.5-turbo-0613`¹⁰.

VII. RQ1: THE EFFECTIVENESS OF CODES

This section will initially evaluate the performance of CODES and its baselines on SketchEval, followed by delving into CODES’s three modules.

A. Performance Analysis of CODES

Table II shows the performance of CODES and its baselines on SketchEval. Compared to the baseline Vanilla without sketching, CODES with multi-layer sketch exhibits significant performance improvements. This underscores the necessity of incorporating the multi-layer sketch into code LLMs. Additionally, CODES outperforms three agent-based baselines in medium and hard repositories, while performing comparably in easy ones. This is because easy repositories do not heavily rely on the multi-layer sketch. Conversely, in hard repositories with complex directory structures, the baselines will fall short because they do not explicitly decompose repositories’ complexity, highlighting the effectiveness of CODES. Furthermore, we observe that CODES’s SFT versions consistently surpass the PE ones. As an example, after supervised fine-tuning, CODES based on CodeLlama 7B, 13B, and 34B increases SketchBLEU scores from 45.59%, 46.43%, 49.32% to 54.39%, 57.23%, 63.31%, respectively. This observation emphasizes the necessity of supervised fine-tuning on our crafted instruction data in Section VI-A. Besides, for all PE versions of CODES, there exists a notable performance drop as the difficulty of the repositories increases. However, the SFT versions show a less pronounced decline, further underscoring the value of instruction fine-tuning.

In addition, we also compare the number of files/lines in predicted code repositories versus that in reference ones. The results of CODES and ChatDev are displayed in Fig. 3.

⁸<https://docs.python.org/3/library/ast.html>

⁹<https://pypi.org/project/black>

¹⁰<https://platform.openai.com/docs/models/gpt-3-5-turbo>

TABLE II: Performance of CODES and its baselines on SketchEval. **E.**, **M.**, and **H.** stand for easy, medium, and hard. $BLEU'$ (**B.**), $BLEU'_{weight}$ (**B.W.**), $Match_{struc}$ (**M.S.**), and $Match_{df}$ (**M.D.**) denote the four parts of SketchBLEU. DeepSeekCoder is abbreviated to DSCoder.

Method	Base Model	SketchEval							
		E.(5)	M.(8)	H.(6)	All(19)	All(19)			
		SketchBLEU				B.	B.W.	M.S.	M.D.
Prompt Engineering (PE)									
Vanilla	GPT-3.5	19.23	14.56	12.82	15.24	14.25	14.11	18.41	14.19
	CodeLlama 7B	18.45	15.63	9.54	14.45	13.55	13.74	17.36	13.15
	CodeLlama 13B	20.63	15.48	12.33	15.84	14.88	15.59	19.42	13.47
	CodeLlama 34B	23.52	17.36	11.12	17.01	15.63	16.73	22.57	13.11
ChatDev	GPT-3.5	56.13	46.93	31.17	45.13	41.06	42.44	52.35	44.65
AutoGPT	GPT-3.5	55.53	45.24	31.76	43.69	41.34	43.86	51.52	38.04
AgentGPT	GPT-3.5	53.35	44.14	30.13	42.14	40.01	39.64	53.34	35.57
CODES	GPT-3.5	52.41	52.96	36.54	47.63	44.27	44.58	57.21	44.44
	DSCoder 7B	50.15	52.24	34.29	46.02	42.56	43.00	46.61	52.91
	DSCoder 33B	58.47	57.36	39.26	51.94	46.14	48.64	59.33	53.65
	DSCoder 2 3B	28.87	28.24	14.53	24.08	20.56	20.24	32.51	23.01
	StarCoder2 7B	32.45	29.95	15.24	25.96	23.24	24.94	31.23	24.43
	StarCoder2 15B	35.13	32.54	18.35	28.74	25.35	27.75	35.84	26.02
	CodeLlama 7B	50.63	51.52	33.47	45.59	42.45	43.03	45.58	51.30
	CodeLlama 13B	51.44	52.15	34.64	46.43	41.14	42.52	46.57	55.49
	CodeLlama 34B	56.14	54.50	36.74	49.32	43.55	44.51	52.73	56.49
	Supervised Fine-Tuning (SFT)								
Vanilla	CodeLlama 7B	26.35	22.53	21.59	23.24	22.96	22.46	25.53	22.01
	CodeLlama 13B	30.14	26.56	22.21	26.13	25.31	26.23	28.87	24.11
	CodeLlama 34B	35.63	29.44	27.48	30.45	28.46	28.78	33.77	30.79
	DSCoder 7B	57.47	57.78	52.86	56.14	54.35	54.75	65.66	49.80
CODES	DSCoder 33B	65.05	63.36	61.53	63.23	60.44	62.41	68.35	61.72
	StarCoder2 3B	35.56	32.03	24.57	30.60	26.36	28.76	38.52	28.76
	StarCoder2 7B	48.23	46.31	39.78	44.75	41.45	42.32	42.65	52.58
	StarCoder2 15B	57.25	55.98	47.56	53.66	49.99	51.46	58.35	54.84
	CodeLlama 7B	55.96	56.11	50.78	54.39	50.49	51.81	63.92	49.35
	CodeLlama 13B	58.24	57.25	56.35	57.23	54.24	53.26	58.25	63.17
	CodeLlama 34B	65.14	64.24	60.56	63.31	57.46	59.25	71.55	64.98

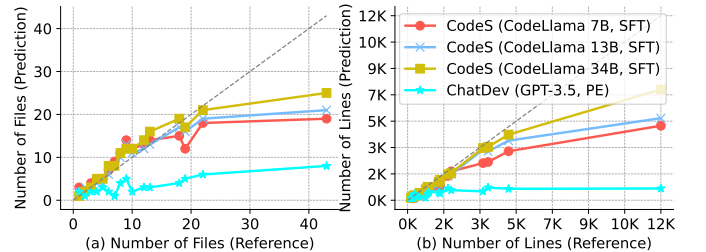


Fig. 3: Comparison between the predicted repositories and the reference ones in terms of number of files (a) and lines (b).

Regardless of the number of files or lines, CODES’s predictions are consistently closer to the reference, compared to that of ChatDev. This suggests that CODES is able to predict the number of files and lines of the target repository more accurately. Interestingly, regardless of the complexity of requirements, the repositories generated by ChatDev always contain no more than 8 files or 842 lines. CODES, in contrast, supports up to 25 files and 7,334 lines. This indicates that CODES, with its multi-layer sketch, is able to mitigate the shortcomings of code LLMs in modeling long contexts.

B. Performance Analysis of Three Modules of CODES

Table III shows the performance of CODES’s three modules on code repositories of varying difficulty. In this experiment,

TABLE III: Performance of RepoSketcher (phase 1), FileSketcher (phase 2), and SketchFiller (phase 3) of CODES on SketchEval’s code repositories of varying difficulty. **E.**, **M.**, and **H.** denotes easy, medium, and hard.

Method	Base Model	Phase 1 Repo. Sketch BLEU				Phase 2 File Sketch BLEU				Phase 3 Fun. Body CodeBLEU			
		E.	M.	H.	All	E.	M.	H.	All	E.	M.	H.	All
Prompt Engineering (PE)													
CODES	GPT-3.5	75	69	45	63	47	45	39	45	66	64	62	64
	CodeLlama 7B	67	64	46	59	45	38	38	40	65	63	64	64
	CodeLlama 13B	77	72	49	66	45	43	44	44	71	67	67	68
	CodeLlama 34B	84	81	60	75	56	53	50	53	76	70	71	72
Supervised Fine-Tuning (SFT)													
CODES	CodeLlama 7B	72	70	62	68	55	50	52	52	74	71	68	71
	CodeLlama 13B	81	81	65	76	62	57	56	58	80	76	79	78
	CodeLlama 34B	88	84	68	80	64	61	58	61	83	81	79	81

TABLE IV: Summary statistics for the outputs of RepoSketcher, FileSketcher, and SketchFiller. **#D.**, **#F.**, and **#I.** are the number of directories, files, and imports in repository sketch; **#c.** and **#f.** represent class and function counts in file sketch; **#API** and **#L.** denote API and Line counts in function body.

Method	Base Model	Phase 1 Repo. Sketch			Phase 2 File Sketch		Phase 3 Fun. Body	
		#D.	#F.	#I.	#c	#f.	#API	#L.
Reference	-	4	10	7	2	5	6	13
Prompt Engineering (PE)								
CODES	GPT-3.5	2	3	2	1	4	5	10
	CodeLlama 7B	1	4	2	0	3	3	12
	CodeLlama 13B	2	4	4	1	3	4	13
	CodeLlama 34B	3	5	5	1	4	6	12
Supervised Fine-Tuning (SFT)								
CODES	CodeLlama 7B	2	10	4	1	3	4	13
	CodeLlama 13B	3	10	5	2	5	4	12
	CodeLlama 34B	4	11	8	1	6	6	14

all input items of each module are derived from the reference repository. For the PE version of CODES, as the difficulty increases, the most significant performance drop occurs during the first of the three phases. For example, CodeLlama 13B experiences a 28% decrease in BLEU score from easy (77%) to hard levels (49%). This suggests that the primary obstacle for the PE version of CODES lies in the first (generating repository sketch) phase when addressing the complex repository generation. Upon applying SFT, CODES demonstrates a significant performance improvement in the first phase. Such findings further highlight the importance of instruction fine-tuning. Table IV offers a statistical analysis of the outputs from CODES’s three modules, drawing conclusions similar to those in Table III. For instance, for the PE version, the average number of files in the generated repository sketch for CodeLlama 34B is 5, while the reference is 10. However, after SFT, it reaches an average of 11 files, further demonstrating the potential of our curated instruction data.

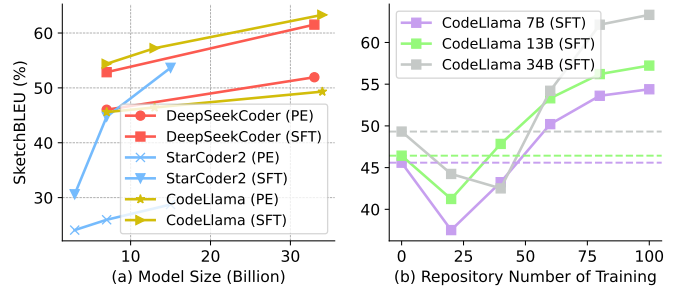


Fig. 4: SketchBLEU of CODES across different settings on SketchEval.

VIII. RQ2: INFLUENCING FACTORS OF CODES

In this section, we explore the factors that influence the performance of CODES, focusing on two critical aspects: the base model and instruction data. Specifically, we first investigate the impact of different sizes of various base models on both the PE and SFT versions. Then, we study how dataset scale and instruction format affect the effectiveness of SFT.

A. Base Model

Fig. 4 (a) illustrates the SketchBLEU of CODES’s PE and SFT versions across various base models of different sizes. Generally, a larger base model yields a higher SketchBLEU for both the PE and SFT versions, and SFT consistently outperforms PE by an average improvement of 13.15% in SketchBLEU. Furthermore, the effectiveness of instruction fine-tuning appears to become increasingly significant as the model size grows. For example, for CodeLlama with a size of 7B, the improvement on SketchBLEU brought by SFT compared with PE is 8.89%, while for CodeLlama of larger size, such as 33B, the improvement in SketchBLEU jumps to 13.99%. This is mainly because the effectiveness of SFT depends largely on the knowledge encoded in LLMs [67]. As the model size increases, its ability to encode and leverage intricate knowledge also expands, consequently boosting the effectiveness of instruction fine-tuning that unlocks the potential of LLMs for NL2Repo tasks.

B. Instruction Data

1) *Data scale*: Fig. 4 (b) shows the performance of CODES on SketchEval as the scale of the instruction dataset expands. It demonstrates that SFT becomes effective when the number of repositories used for fine-tuning surpasses a specific threshold. As can be seen from Fig. 4 (b), this threshold for CodeLlama series models is 60. In other words, the instruction fine-tuning on CodeLlama outperforms prompt engineering (i.e., #Repositories = 0) only when the number of repositories for fine-tuning equals or exceeds 60. When the number of repositories falls below the specific threshold, SFT results in a decline in performance, which is particularly noticeable with CodeLlama 7B. This decline is mainly attributed to the over-fitting caused by a relatively small fine-tuning dataset scale. When the number of repositories exceeds the specific

TABLE V: Ablation study of CODES.

Method	SketchEval			
	Easy (5)	Middle (8)	Hard (6)	All (19)
CODES (CodeLlama 13B)	58.24	57.25	56.35	57.23
+Table of Contents	57.56	55.00	50.53	54.26
+Change Logs	56.14	53.24	51.03	53.31
+Dependencies	58.02	54.89	49.42	53.99
+FAQs	57.47	56.35	50.46	54.78
-Import	56.35	50.01	44.04	49.79
-Tree Format	56.63	53.45	48.87	52.84
-TODO	53.15	49.13	42.41	48.07
-Relevant File Sketch	57.94	52.56	43.57	51.14

threshold, SketchBLEU tends to increase as more repositories are involved in fine-tuning. However, this increase is limited; there is a tendency to reach a plateau when the number of training repositories reaches or exceeds 80. These observations further validate our decision to use 100 repositories for fine-tuning, which achieves a cost-effective balance between model performance and fine-tuning cost.

2) *Instruction Format*: Table V exhibits the results of the ablation study conducted on the components of CODES. Specifically, we propose eight variants of CODES’s prompt by adding (+) new components or removing (-) existing components. For ①README.md, CODES employs a data pre-processing process to filter out irrelevant parts, including the table of contents, change logs, dependencies, and FAQs. In Table V, we separately add each of these four filtered parts to analyze their influence on the performance of CODES. Regarding ②Repository Sketch, it includes relevant “import” information appended to each filename and adopts a tree format to organize the repository sketch. To evaluate the effect of these two components, we (1) remove the import information (-Import) and (2) replace the tree format with a multi-layer parenthesis to describe the file structure (-Tree Format). As for ③File Sketch, it utilizes a “TODO” keyword as a placeholder to enable the model to identify completion places, and we also remove it (-TODO) to analyze CODES. Additionally, in the prompt for the SketchFiller module, CODES includes a part for relevant file sketch to capture cross-file information. In Table V, we remove this part (-Relevant File Sketch) to investigate the impact of cross-file information on CODES.

Table V shows that CODES consistently achieves the highest SketchBLEU, indicating the superiority of its instruction fine-tuning strategy. Additionally, it can be observed that this superiority becomes more significant as task complexity increases. For example, after removing the import information, the decrease in SketchBLEU on the easy task is 1.89%, while that value on the hard task is 12.31%. The same phenomenon can be observed when Relevant File Sketch is removed. This discrepancy is mainly attributed to the augmented complexity of file dependencies in harder tasks. For all added components, we observe that meaningless noise information in ①README.md degrades the model’s performance. Therefore, we can conclude that the pre-processing of ①README.md is a necessary step for enhancing the perfor-

mance for NL2Repo tasks. Among the existing components in CODES, the removal of the “TODO” keyword results in the largest decrease in SketchBLEU, emphasizing the pivotal role of this keyword in enabling LLMs to identify the appropriate generation context. Regarding the removal of the tree format, the pre-trained model is more familiar with this format instead of others such as multi-layer parenthesis since the tree format is a widely adopted pattern in practice. Therefore, the fine-tuning based on the tree format is more effective since it is aligned with the knowledge in LLMs.

IX. RQ3: THE PRACTICALITY OF CODES

In light of its superior performance on our crafted benchmark SketchEval, we are keen to delve into the practicality of CODES in boosting programming efficiency. We thus develop “CODES Extended”, a VSCode extension based on CODES. To evaluate its practicality, we invite 30 participants to use CODES Extended and other competitive code assistants to implement two real-world engineering projects. We monitor their entire implementation process to analyze the advantages and disadvantages of different code assistants. This section first introduces all the code assistants participating in the evaluation, then describes the two projects that need to be implemented, followed by the procedure of our empirical study, and finally presents the evaluation results.

A. Code Assistants

- **Python Extended**¹¹: This VSCode extension employs a rule-based strategy to enhance Python programming by providing API-level code suggestions.
- **GitHub Copilot**¹²: It is a VSCode extension driven by LLMs, co-developed by GitHub and OpenAI. It can improve coding efficiency by automatically generating line-level or function-level code snippets based on the context of the repository.
- **ChatDev Extended**: We deploy ChatDev [24] to implement this VSCode extension. It is capable of generating an entire code repository by allowing GPT-3.5 to play different roles (e.g., CEO, CTO, CFO, and programmer). Based on the generated repository, we allow users to edit its content to achieve their final goal.
- **CODES Extended**: CODES includes two versions: prompt engineering (PE) and supervised fine-tuning (SFT). So, we develop VSCode extensions for these two versions separately based on CodeLlama 34B. The extensions can generate an entire code repository through a three-layer sketch. We allow the user to edit the generated content of each layer before proceeding to the next layer. Users can realize their requirements through interactions with VSCode extensions or manual modifications.

B. Two Real-World Engineering Projects

To evaluate the practicality of the above code assistants, we design two projects for participants to implement. We provide

¹¹<https://github.com/tushortz/vscode-Python-Extended>

¹²<https://github.com/features/copilot>

brief descriptions of the projects below. For additional details, please visit the provided links.

- **Gomoku (easy)**¹³: This project is a two-player board game played on a 15x15 grid. The objective of the game is to be the first player to get five of their pieces in a row, either horizontally, vertically, or diagonally. This game needs to be implemented using the `tkinter` library¹⁴.
- **Blog (hard)**¹⁵: This project is a blog system. The features of this blog mainly include registration, login, blog management, and comment management. This blog requires to be implemented using the `Flask` framework¹⁶.

C. Procedure of Our Empirical Study

For each of the five code assistants, we invite six participants to implement the two projects, three per project. In total, we invite thirty participants. For fairness, we ensure that these participants have similar backgrounds: both master students from the same university, both software engineering-related majors, and both with over two years of Python experience. Before starting, we dedicate a 100-minute training session, including explaining project requirements, demonstrating reference projects, and familiarizing with the usage of code assistants. We also invite three Ph.D. students as proctors to ensure the process progressed orderly. We systematically track and monitor their entire implementation process. (1) We record the average completion time across three participants. We also separately record the time they spent reading and writing code¹⁷. (2) We count the total number of requesting code assistants, and calculate the percentage of code tokens automatically generated by assistants. (3) We count their common error types and invite all participants to evaluate the code assistants used. (4) After all participants have completed their projects, we analyze the output code repositories in detail. Specifically, we count the number of directories, files, lines, classes, and functions for the generated code repositories. (5) Also, we use `Pylint`¹⁸ to measure the code quality of the generated repositories (scoring from 0 to 10) and invite three proctors to manually review them (scoring from 0 to 100).

D. Results

Table VI shows the performance of five code assistants on two real-world projects. It can be observed that these LLM-based assistants significantly outperform the rule-based one. For instance, Python Extended takes 4.2 hours to complete Gomoku, whereas GitHub Copilot and CODES Extended (SFT) complete the task in only 1.6 and 1.9 hours, respectively. This observation underscores the practicability of LLM-based assistants in accomplishing real-world NL2Repo tasks.

¹³<https://github.com/NL2Code/CodeS/tree/main/projects/Gomoku>

¹⁴<https://docs.python.org/3/library/tkinter.html>

¹⁵<https://github.com/NL2Code/CodeS/tree/main/projects/Blog>

¹⁶<https://flask.palletsprojects.com>

¹⁷More than ten seconds without any changes to the code is seen as reading, and vice versa for writing.

¹⁸<https://pypi.org/project/pylint>

Additionally, while ChatDev Extended achieves decent performance on Gomoku, it fails on the more intricate project Blog. In contrast, CODES Extended demonstrates a more stable performance on both Gomoku and Blog projects, highlighting its effectiveness and reliability in addressing NL2Repo tasks with varied difficulties. Compared with Copilot, users often spend far more time reading code than writing in the process of using CODES Extended. Specifically, Copilot takes 0.9h/0.7h to read/write code, versus 1.5h/0.4h for CODES Extended (SFT). After re-examining the implementation process, we discover that CODES Extended often generates more detailed code at once, which increases the workload of reading. However, once the repository generated by CODES Extended is understood, users will be able to accomplish their requirements in a shorter time. Regarding Copilot, its meticulous product design significantly enhances user experience [37], [38], contributing to the reduced time required to complete the two projects, which is also empirically evidenced in the supplementary material (Section B). This suggests that our plugin still has room for improvement in product design and other aspects. To further compare the capability of CODES and Copilot to handle the dependencies within the repository, we count the occurrences of three dependency-related errors for different code assistants in Fig. 5, including `ImportError`, `FileNotFoundError`, and `ModuleNotFoundError`. Compared to Copilot, CODES Extended raises fewer `ImportError`, `FileNotFoundError`, and `ModuleNotFoundError`, which highlights the advantages of CODES Extended in handling repository-level cross-file, and cross-module function invocations.

To evaluate the degree to which the code assistants adhere to human coding style, in Table VII, we compare the statistics between the code assistants' generated repositories and the reference repository. It can be observed that CODES Extended (SFT) consistently receives the highest score on both the Gomoku and Blog projects. Compared with other code assistants, the repository structures generated by CODES Extended (PE) and (SFT) are more aligned with the reference repository, particularly for the hard project Blog. These observations further highlight the practicality of CODES in assisting real-world software development tasks.

X. RELATED WORK

The task of NL2Repo necessitates long inputs as well as long structured outputs, presenting new challenges:

NL2Repo requires handling long contexts. Most of the existing language models support context window sizes ranging from 4k to 32k [2]–[5], [15], [28]–[31]. Some support longer context up to 128K (Gemini), 200K (Claude 2.1) [6]–[9]. Rotary Position Embedding (ROPE) [58] or the technique that concatenates multiple windows [59], [61] can extend the context window size effectively. However, even with the largest context window size, it is not sufficient for repository-level tasks due to the large size of code bases, documentation, and discussions.

NL2Repo requires efficient instruction fine-tuning. Instruction fine-tuning has been proved to be effective for multi-

TABLE VI: Results for five code assistants in two projects: **R./W.** for read/write time, **Req.** for the number of requesting assistants, **Code Prop.** for the auto-generated code token proportion, and **n/a** for projects not completed within 2.5 days.

Code Assistants	Type	Base Model	Gomoku (Easy)				Blog (Hard)			
			Time	R./W.	Req.	Code Prop.	Time	R./W.	Req.	Code Prop.
Python Extended	Rule	-	4.2h	1.4h/2.8h	-	-	2.3d	0.7d/1.6d	-	-
ChatDev Extended	LLM	GPT-3.5	2.1h	1.5h/0.6h	103	67%	n/a	n/a	n/a	n/a
GitHub Copilot	LLM	-	1.6h	0.9h/0.7h	66	52%	1.5d	0.8d/0.7d	316	45%
CODES Extended (PE)	LLM	CodeLlama 34B	2.2h	1.7h/0.5h	73	63%	1.9d	1.3d/0.6d	263	50%
CODES Extended (SFT)	LLM	CodeLlama 34B	1.9h	1.5h/0.4h	60	67%	1.8d	1.3d/0.5d	247	52%

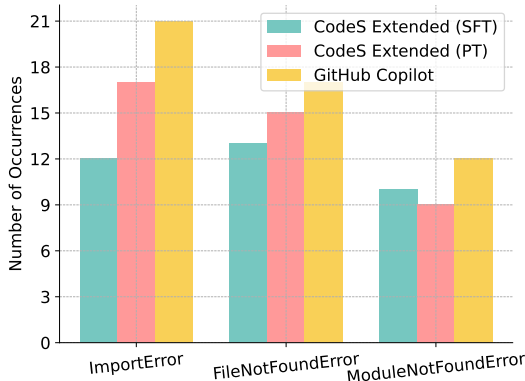


Fig. 5: The number of occurrences of various error types under different code assistants.

TABLE VII: Statistics of the repositories generated by five code assistants. **#D./F./L.** means the number of directories, files, and lines; **#c./f.** denotes the number of class and function; **Q.** represents the code quality score from Pylint; **S.** indicates grade scores from three proctors.

Tool	Gomoku (Easy)				Blog (Hard)			
	#D./F./L.	#c./f.	Q.	S.	#D./F./L.	#c./f.	Q.	S.
Reference Repository	0/2/101	3/12	8.4	-	21/29/1,859	28/1/19	8.3	-
Python Extended	0/1/94	2/9	5.7	74	13/20/1,562	21/1/12	6.1	72
ChatDev Extended	0/3/125	3/14	6.3	83	n/a	n/a	n/a	n/a
GitHub Copilot	0/1/104	2/12	6.8	77	13/21/1,615	24/1/22	6.5	75
CODES Extended (PE)	0/3/146	3/15	6.5	77	18/27/1,834	25/1/17	6.4	73
CODES Extended (SFT)	0/2/133	4/17	7.2	84	19/26/1,774	27/1/20	6.9	77

ple downstream code tasks [33], [34]. It is also used to enhance a wide variety of base models, such as WizardCoder [33], CodeLlama-Instruct [7], and DeepSeek-Coder-Instruct [8]. For complex tasks with long inputs and outputs. It not only has a longer fine-tuning time for one data instance but also needs more tuning data. It is usually not affordable to do a full parameter tuning. To reduce cost, LongLora [60] proposes sparse local attention which can finish fine-tuning for 32K window in around 11 hours with 8 A100 GPUs.

Benchmarks for complex coding tasks. Benchmarks for code generation are designed with different levels of context information but also target different granularity of code snippets. CoNaLa [42] targets line completion. HumanEval [2], APPs [49], CONCODE [41], and CoderEval [39] focus

function generation. Moreover, RepoEval [46], CrossCodeEval [44], and RepoBench [45] focus on cross-file line/function-level code generation. Beyond lines and functions, class-level [43], and patch-level [40] generation is drawing more and more attention. This paper is the first to propose a repository-level benchmark SketchEval for evaluating the NL2Repo tasks.

Towards complex coding tasks with LLM-centered systems. Tasks like NL2Repo may be too hard for a single LLM to solve. Iterative generation with feedback from tools or humans seems to be mandatory. It may also require the capability of reasoning and the decomposition of tasks. Like Parsel [36], it reasons about code in the form of call graphs. Besides reasoning, feedback from test will be critical for correctness. Executing tests can identify the wrong generation in the early stage [11], [36]. Still, iterating only with tools or a "single-minded" LLM is not sufficient. New perspectives are also important for problem solving, either provided by different LLMs or humans, like ChatDev [24] utilizes communications between different agents, ANPL [63] interacts with humans. The most recent work Devin [69] shows the potential of fully automated software development. This paper uses the sketch idea to empower LLMs to address the complex NL2Repo task, achieving decent performance.

XI. THREATS TO VALIDITY

Internal Threats. The internal threats mainly lie in four aspects: (1) The CODES comprises three modules (i.e., RepoSketcher, FileSketcher, and SketchFiller), which respectively correspond to the three layers of the code repository architecture. However, the structural hierarchy within the repository is more intricate than these three layers, which has not been fully taken into consideration. We would like to explore how to implement NL2Repo via a more fine-grained sketch. (2) The invocation relationships in real-world engineering repositories are typically complex. Thus, ensuring the consistency and accuracy of invocation relationships among multiple modules in CODES poses a considerable challenge. In our supplementary material (Section C), we experiment with sequentially generating files based on cross-file definitions and references, yielding a performance gain, particularly for those complex repositories. We believe that introducing techniques in program static analysis such as call graph analysis [68] can further alleviate this issue. (3) Although we have decomposed the NL2Repo task with the sketch and enabled ROPE [58] during fine-tuning, the limited long-context capability of LLMs remains a

constraint for overly large repositories. A possible solution is to highly condense information using LLMs’ summarization capabilities, which remains to be explored in the future. (4) Our approach, which is based on the multi-layer sketch, may be susceptible to cascading errors. Fortunately, human intervention can mitigate this issue by supervising the generated results of each layer. The experimental results presented in Section IX can also prove the practical potential of CODES.

External Threats. Our external threats encompass three aspects: (1) Despite our best efforts to gather the most current open-source repositories (2023.08.01~) for evaluation, some recently released models, such as StarCoder2 (~2023.09.06), still possibly have seen them during pre-training, due to the rapid evolution of LLMs. (2) Due to the task’s multifaceted nature, it is challenging to devise a metric that is completely fair and universally accepted. However, other than benchmark-based experiments evaluated with SketchEval, we also conduct feedback-based experiments to provide a more diverse and comprehensive evaluation. (3) This paper focuses on Python-version general code repositories. In future work, we will adopt the idea of CODES to more languages (e.g., Java and C++) and more vertical programming tasks (e.g., web development and robot control). Interestingly, CODES’s Python version can be generalized to other languages, with details in the supplementary materials (Section D).

XII. CONCLUSION

This paper proposes a new software engineering task, namely natural language to code repository (NL2Repo). To address this task, we propose a framework called CODES. It can decompose a complex NL2Repo task into multiple sub-tasks via a multi-layer sketch, and then solve them layer by layer. To evaluate CODES on the NL2Repo task, we craft a new benchmark SketchEval, and provide an evaluation metric SketchBLEU. Furthermore, we develop a VSCode plugin for CODES and invite 19 participants to conduct a comprehensive empirical study. Extensive experiments have proved the effectiveness and practicality of CODES.

ACKNOWLEDGMENTS

This research was supported by the National Key Research and Development Program of China, under Grant No. 2022ZD0120201 - “Unified Representation and Knowledge Graph Construction for Science Popularization Resources”.

REFERENCES

- [1] Zan D, Chen B, Zhang F, et al. Large language models meet n2code: A survey[C]//Proceedings of the 61st Annual Meeting of the Association for Computational Linguistics. 2023: 7443-7464.
- [2] Chen M, Tworek J, Jun H, et al. Evaluating large language models trained on code[J]. arXiv preprint arXiv:2107.03374, 2021.
- [3] Li Y, Choi D, Chung J, et al. Competition-level code generation with alphacode[J]. Science, 2022, 378(6624): 1092-1097.
- [4] Nijkamp E, Pang B, Hayashi H, et al. CodeGen: An Open Large Language Model for Code with Multi-Turn Program Synthesis[C]//The Eleventh International Conference on Learning Representations. 2022.
- [5] Li R, Allal L B, Zi Y, et al. Starcoder: may the source be with you![J]. arXiv preprint arXiv:2305.06161, 2023.
- [6] Lozhkov A, Li R, Allal L B, et al. StarCoder 2 and The Stack v2: The Next Generation[J]. arXiv preprint arXiv:2402.19173, 2024.
- [7] Roziere B, Gehring J, Gloeckle F, et al. Code llama: Open foundation models for code[J]. arXiv preprint arXiv:2308.12950, 2023.
- [8] Guo D, Zhu Q, Yang D, et al. DeepSeek-Coder: When the Large Language Model Meets Programming—The Rise of Code Intelligence[J]. arXiv preprint arXiv:2401.14196, 2024.
- [9] Achiam J, Adler S, Agarwal S, et al. Gpt-4 technical report[J]. arXiv preprint arXiv:2303.08774, 2023.
- [10] Anthropic. The Claude 3 Model Family: Opus, Sonnet, Haiku.
- [11] Ridnik T, Kredo D, Friedman I. Code Generation with Alpha-Codium: From Prompt Engineering to Flow Engineering. arXiv preprint arXiv:2401.08500. 2024 Jan 16.
- [12] Liu T, Jiang Y E, Monath N, et al. Autoregressive Structured Prediction with Language Models[C]//Findings of the Association for Computational Linguistics: EMNLP 2022. 2022: 993-1005.
- [13] Wells C. A generalization of the concept of sketch[J]. Theoretical Computer Science, 1990, 70(1): 159-178.
- [14] Tovey M, Porter S, Newman R. Sketching, concept development and automotive design[J]. Design studies, 2003, 24(2): 135-153.
- [15] Zan D, Chen B, Yang D, et al. CERT: Continual Pre-Training on Sketches for Library-Oriented Code Generation[J]. Proceedings of the Thirty-First International Joint Conference on Artificial Intelligence, 2022: 2369-2375.
- [16] Solar-Lezama A. Program synthesis by sketching[M]. University of California, Berkeley, 2008.
- [17] Ellis K, Wong C, Nye M, Sablé-Meyer M, Morales L, Hewitt L, Cary L, Solar-Lezama A, Tenenbaum JB. Dreamcoder: Bootstrapping inductive program synthesis with wake-sleep library learning. InProceedings of the 42nd acm sigplan international conference on programming language design and implementation 2021 Jun 19 (pp. 835-850).
- [18] Levinson R. A general programming language for unified planning and control[J]. Artificial Intelligence, 1995, 76(1-2): 319-375.
- [19] Mou L, Li G, Zhang L, et al. Convolutional neural networks over tree structures for programming language processing[C]//Proceedings of the AAAI conference on artificial intelligence. 2016, 30(1).
- [20] Neelakantan A, Le Q V, Abadi M, et al. Learning a Natural Language Interface with Neural Programmer[C]//International Conference on Learning Representations. 2016.
- [21] Ouyang L, Wu J, Jiang X, et al. Training language models to follow instructions with human feedback[J]. Advances in neural information processing systems, 2022, 35: 27730-27744.
- [22] Lu S, Guo D, Ren S, et al. CodeXGLUE: A Machine Learning Benchmark Dataset for Code Understanding and Generation[C]//Thirty-fifth Conference on Neural Information Processing Systems Datasets and Benchmarks Track (Round 1). 2021.
- [23] Du X, Liu M, Wang K, et al. Evaluating Large Language Models in Class-Level Code Generation[C]//2024 IEEE/ACM 46th International Conference on Software Engineering (ICSE). IEEE Computer Society, 2024: 865-865.
- [24] Qian C, Cong X, Yang C, et al. Communicative agents for software development[J]. arXiv preprint arXiv:2307.07924, 2023.
- [25] Yang H, Yue S, He Y. Auto-gpt for online decision making: Benchmarks and additional opinions[J]. arXiv preprint arXiv:2306.02224, 2023.
- [26] <https://github.com/reworkd/AgentGPT>
- [27] Davis A M, Bersoff E H, Comer E R. A strategy for comparing alternative software development life cycle models[J]. IEEE Transactions on software Engineering, 1988, 14(10): 1453-1461.
- [28] Qinkai Zheng, Xiao Xia, Xu Zou, Yuxiao Dong, Shan Wang, Yufei Xue, Lei Shen, Zihan Wang, Andi Wang, Yang Li, Teng Su, Zhilin Yang, and Jie Tang. 2023. CodeGeeX: A Pre-Trained Model for Code Generation with Multilingual Benchmarking on HumanEval-X. In Proceedings of the 29th ACM SIGKDD Conference on Knowledge Discovery and Data Mining (KDD '23). Association for Computing Machinery, New York, NY, USA, 5673–5684.
- [29] Fried D, Aghajanyan A, Lin J, et al. InCoder: A Generative Model for Code Infilling and Synthesis[C]//The Eleventh International Conference on Learning Representations. 2022.
- [30] Wang Y, Wang W, Joty S, et al. CodeT5: Identifier-aware Unified Pre-trained Encoder-Decoder Models for Code Understanding and Generation[C]//Proceedings of the 2021 Conference on Empirical Methods in Natural Language Processing. 2021: 8696-8708.
- [31] Christopoulou F, Lampouras G, Gritta M, et al. Pangu-coder: Program synthesis with function-level language modeling[J]. arXiv preprint arXiv:2207.11280, 2022.
- [32] Dou S, Liu Y, Jia H, et al. StepCoder: Improve Code Generation with Reinforcement Learning from Compiler Feedback[J]. arXiv preprint arXiv:2402.01391, 2024.
- [33] Luo Z, Xu C, Zhao P, et al. WizardCoder: Empowering Code Large Language Models with Evol-Instruct[C]//The Twelfth International Conference on Learning Representations. 2023.
- [34] Shen B, Zhang J, Chen T, et al. Pangu-coder2: Boosting large language models for code with ranking feedback[J]. arXiv preprint arXiv:2307.14936, 2023.
- [35] Zheng W, Sharan SP, Jaiswal AK, Wang K, Xi Y, Xu D, Wang Z. Outline, then details: Syntactically guided coarse-to-fine code generation. InInternational Conference on Machine Learning 2023 Jul 3 (pp. 42403-42419). PMLR.
- [36] Zelikman E, Huang Q, Poesia G, Goodman N, Haber N. Parsel: Algorithmic Reasoning with Language Models by Composing Decompositions. Advances in Neural Information Processing Systems. 2024 Feb 13:36.
- [37] Nguyen N, Nadi S. An empirical evaluation of GitHub copilot's code suggestions[C]//Proceedings of the 19th International Conference on Mining Software Repositories. 2022: 1-5.
- [38] Dakhel A M, Majdinasab V, Nikanjam A, et al. Github copilot ai pair programmer: Asset or liability?[J]. Journal of Systems and Software, 2023, 203: 111734.
- [39] Yu H, Shen B, Ran D, Zhang J, Zhang Q, Ma Y, Liang G, Li Y, Wang Q, Xie T. Codereval: A benchmark of pragmatic code generation with generative pre-trained models. InProceedings of the 46th IEEE/ACM International Conference on Software Engineering 2024 Feb 6 (pp. 1-12).
- [40] Jimenez CE, Yang J, Wettig A, Yao S, Pei K, Press O, Narasimhan KR. SWE-bench: Can Language Models Resolve Real-world Github Issues?. InThe Twelfth International Conference on Learning Representations 2023 Oct 13.
- [41] Iyer S, Konstas I, Cheung A, et al. Mapping Language to Code in Programmatic Context[C]//Proceedings of the 2018 Conference on Empirical Methods in Natural Language Processing. 2018: 1643-1652.
- [42] Yin P, Deng B, Chen E, et al. Learning to mine aligned code and natural language pairs from stack overflow[C]//Proceedings of the 15th international conference on mining software repositories. 2018: 476-486.
- [43] Du X, Liu M, Wang K, et al. Evaluating Large Language Models in Class-Level Code Generation[C]//2024 IEEE/ACM 46th International Conference on Software Engineering (ICSE). IEEE Computer Society, 2024: 865-865.
- [44] Ding Y, Wang Z, Ahmad W, et al. Crosscodeeval: A diverse and multilingual benchmark for cross-file code completion[J]. Advances in Neural Information Processing Systems, 2024, 36.
- [45] Liu T, Xu C, McAuley J. RepoBench: Benchmarking Repository-Level Code Auto-Completion Systems[C]//The Twelfth International Conference on Learning Representations. 2023.
- [46] Zhang F, Chen B, Zhang Y, et al. RepoCoder: Repository-Level Code Completion Through Iterative Retrieval and Generation[C]//Proceedings of the 2023 Conference on Empirical Methods in Natural Language Processing. 2023: 2471-2484.
- [47] Oda Y, Fudaba H, Neubig G, et al. Learning to generate pseudo-code from source code using statistical machine translation[C]//2015 30th IEEE/ACM International Conference on Automated Software Engineering (ASE). IEEE, 2015: 574-584.
- [48] Austin J, Odena A, Nye M, et al. Program synthesis with large language models[J]. arXiv preprint arXiv:2108.07732, 2021.

- [49] Hendrycks D, Basart S, Kadavath S, et al. Measuring Coding Challenge Competence With APPS[C]//Thirty-fifth Conference on Neural Information Processing Systems Datasets and Benchmarks Track (Round 2). 2021.
- [50] Cassano F, Gouwar J, Nguyen D, et al. MultiPL-E: a scalable and polyglot approach to benchmarking neural code generation[J]. IEEE Transactions on Software Engineering, 2023.
- [51] Lai Y, Li C, Wang Y, et al. DS-1000: A natural and reliable benchmark for data science code generation[C]//International Conference on Machine Learning. PMLR, 2023: 18319-18345.
- [52] Ren S, Guo D, Lu S, et al. Codebleu: a method for automatic evaluation of code synthesis[J]. arXiv preprint arXiv:2009.10297, 2020.
- [53] Papineni K, Roukos S, Ward T, et al. Bleu: a method for automatic evaluation of machine translation[C]//Proceedings of the 40th annual meeting of the Association for Computational Linguistics. 2002: 311-318.
- [54] <https://github.com/hiyouga/LLaMA-Factory>
- [55] Wolf T, Debut L, Sanh V, et al. Huggingface's transformers: State-of-the-art natural language processing[J]. arXiv preprint arXiv:1910.03771, 2019.
- [56] Loshchilov I, Hutter F. Decoupled Weight Decay Regularization[C]//International Conference on Learning Representations. 2018.
- [57] Kwon W, Li Z, Zhuang S, et al. Efficient memory management for large language model serving with pagedattention[C]//Proceedings of the 29th Symposium on Operating Systems Principles. 2023: 611-626.
- [58] Su J, Ahmed M, Lu Y, et al. Roformer: Enhanced transformer with rotary position embedding[J]. Neurocomputing[J]. Advances in Neural Information Processing Systems, 2024, 568: 127063.
- [59] Yen H, Gao T, Chen D. Long-Context Language Modeling with Parallel Context Encoding. arXiv preprint arXiv:2402.16617. 2024 Feb 26.
- [60] Chen Y, Qian S, Tang H, et al. LongLoRA: Efficient Fine-tuning of Long-Context Large Language Models[C]//The Twelfth International Conference on Learning Representations. 2023.
- [61] Zhang P, Liu Z, Xiao S, Shao N, Ye Q, Dou Z. Soaring from 4K to 400K: Extending LLM's Context with Activation Beacon. arXiv preprint arXiv:2401.03462. 2024 Jan 7.
- [62] Guo D, Ren S, Lu S, et al. GraphCodeBERT: Pre-training Code Representations with Data Flow[C]//International Conference on Learning Representations. 2020.
- [63] Huang D, Nan Z, Hu X, Jin P, Peng S, Wen Y, Zhang R, Du Z, Guo Q, Pu Y, Chen Y. ANPL: Towards Natural Programming with Interactive Decomposition. Advances in Neural Information Processing Systems. 2024 Feb 13;36.
- [64] Li J, Li Y, Li G, et al. Skcoder: A sketch-based approach for automatic code generation[C]//2023 IEEE/ACM 45th International Conference on Software Engineering (ICSE). IEEE, 2023: 2124-2135.
- [65] Ge S, Goswami V, Zitnick C L, et al. Creative sketch generation[J]. arXiv preprint arXiv:2011.10039, 2020.
- [66] Lozhkov A, Li R, Allal LB, Cassano F, Lamy-Poirier J, Tazi N, Tang A, Pykhtar D, Liu J, Wei Y, Liu T. StarCoder 2 and The Stack v2: The Next Generation. arXiv preprint arXiv:2402.19173. 2024 Feb 29.
- [67] Zhang B, Liu Z, Cherry C, et al. When Scaling Meets LLM Finetuning: The Effect of Data, Model and Finetuning Method[C]//The Twelfth International Conference on Learning Representations. 2023.
- [68] Hall M W, Kennedy K. Efficient call graph analysis[J]. ACM Letters on Programming Languages and Systems (LOPLAS), 1992, 1(3): 227-242.
- [69] Scott Wu. Introducing Devin, the first AI software engineer. <https://www.cognition-labs.com/introducing-devin>

Supplementary Material

A. A detailed specification of SketchBLEU

Resembling CodeBLEU [52], SketchBLEU is a weighted combination of four sub-parts ($BLEU'$, $BLEU'_{weight}$, $Match_{struct}$ and $Match'_{df}$), in place of the original four sub-parts of CodeBLEU ($BLEU$, $BLEU_{weight}$, $Match_{ast}$ and $Match_{df}$). To transfer the function-level metric CodeBLEU to a new repository-level metric SketchBLEU, we make several modification to the original sub-parts of the CodeBLEU metric. Specifically, we make four main modifications: **First**, we replace the single code snippet used to calculate the original $BLEU$ and $BLEU_{weight}$ with a concatenation of all the code files in the repository. **Second**, we replace the BLEU brevity penalty with a less sensitive one because the size of repositories designed to meet the same requirements can differ markedly. The modified brevity penalty can be formalized as:

$$BP'_r = \begin{cases} 1 & \text{if } 2 \cdot c > r \\ \frac{1}{1 + \ln r - \ln 2 \cdot c} & \text{if } 2 \cdot c \leq r \end{cases} \quad (2)$$

Third, we replace the ASTs used to calculate the original $Match_{ast}$ with a structural tree combining both directory structure and source code syntax, thus deriving $Match_{struct}$. Also, instead of counting the fully matched sub-trees as the original $Match_{ast}$ does, we extract n-hop sub-trees, truncating the sub-trees to limit its depth. The reason behind this modification is that, compared to function-level codes, repository have a multi-layered structure, hard to be evaluated based on a full-depth sub-tree. **Fourth**, we extend the original function-to-function dataflow match metric $Match_{df}$ to a repository-to-repository one, namely $Match'_{df}$:

$$Match'_{df} = \begin{cases} BP'_{\frac{|Hyp|}{|Ref|}} \cdot \frac{MWBM}{|Hyp|} & \text{if } |Ref| > |Hyp| \\ BP'_{\frac{|Ref|}{|Hyp|}} \cdot \frac{MWBM}{|Ref|} & \text{if } |Ref| \leq |Hyp| \end{cases} \quad (3)$$

where MWBM denotes the maximum bipartite weighted matching of a complete bipartite graph with (Ref, Hyp) as the partition and $Match_{df}$ as the weight function; Ref and Hyp respectively correspond to functions in the reference repository and the prediction repository. We also use the modified brevity penalty BP' to measure the size gap between the function sets of the reference repository and the prediction repository. For more details, please refer to the implementation of SketchBLEU, which can be found in our open-source repository¹⁹.

B. Effectiveness Evaluation from Participants

After completing the project, we conduct a user survey with six participants who used the CODES extended. The survey results in Fig. 6 show that most participants deem the plugin we developed to be effective, further proving the effectiveness and practicality of CODES. Meanwhile, we also note a participant who deem CODES Extended ineffective. Further inquiry with this participant reveal that CODES Extended falls short in product design compared to the commercial

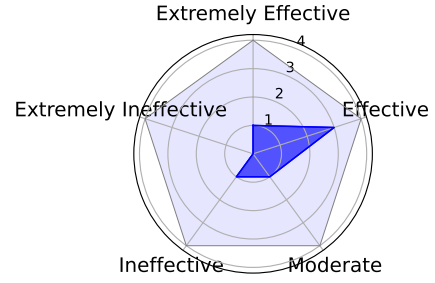


Fig. 6: User survey of 6 participants using CODES Extended.

TABLE VIII: SketchBLEU of CODES (SFT) using inter-file topological ordering.

Method	SketchEval			
	Easy (5)	Middle (8)	Hard (6)	All (19)
CODES (CodeLlama 7B)	55.96	56.11	50.78	54.39
+Ordered Generation	56.67	56.32	51.00	54.73
CODES (CodeLlama 13B)	58.24	57.25	56.35	57.23
+Ordered Generation	58.15	57.66	58.46	58.04
CODES (CodeLlama 34B)	65.14	64.24	60.56	63.31
+Ordered Generation	65.36	64.63	61.63	63.87

product GitHub Copilot. This conclusion is also reflected in Section IX, suggesting significant room for improvement in product design for our developed VSCode plugin.

C. The Impact of The Generation Order of Files on CODES

CODES does not distinguish the generation order of files. We would like to generate files in accordance with the sequence determined by their invocation relationships. Taking @ of Fig. 2 (a) as an example, we can observe that “mongio.py” invokes “settings.py”. So, we generate “settings.py” before generating “mongio.py”; the same principle applies to the remaining files. Results in Table VIII indicate that ordered generation leads to a performance improvement. Compared to easy repositories, this strategy exhibits a more pronounced advantage on hard ones. This is primarily due to that more hard repositories often involve intricate invocation relationships between files, which are less prevalent in easier ones.

D. Generalization of CODES

We are intrigued to explore whether CODES trained on Python repositories can be generalized to other languages. Therefore, we generate repository sketch for Java, C++, and Go projects using CODES’s RepoSketcher²⁰. In Table IX, we evaluate two versions of RepoSketcher: prompt engineering and supervised fine-tuning. We observe that after fine-tuning on Python, RepoSketcher also boosts performance on other languages. Such the observation illustrates CODES can achieve generalization across multiple programming languages.

²⁰We craft an evaluation set of 19 repositories for each language, following the same process outlined in Section IV-A. These repositories can be seen at <https://github.com/NL2Code/CodeS/tree/main/validation/multilingual-repos>.

¹⁹https://github.com/NL2Code/CodeS/tree/main/validation/evaluation_scripts

TABLE IX: Repository Sketch’s BLEU of RepoSketcher (fine-tuned on Python) on different languages.

Evaluation Languages	RepoSketcher of CODES (CodeLlama 13B)	
	Prompt Engineering	Supervised Fine-Tuning on Python
Java	46.25	57.36
C++	36.68	50.14
Go	62.88	71.57

E. Details of Our Empirical Study

(1) For the Blog project, we provide participants with detailed database SQL files and migrations²¹, and clarify all database fields for them. (2) In the design of CODES Extended, we generate non-Python content by harnessing CODES’s intrinsic capabilities via prompt engineering. (3) The three proctors score a code repository according the completion of its features and the quality of its code. (4) In Table III, the time calculation only included the effective time using the code assistant. (5) We invite a total of thirty participants, none of whom are authors.

²¹<https://flask-migrate.readthedocs.io>