

If CLIP Could Talk: Understanding Vision-Language Model Representations Through Their Preferred Concept Descriptions

Reza Esfandiarpour¹ Cristina Menghini² Stephen H. Bach¹

¹Department of Computer Science, Brown University

²Data Science Institute, Brown University

{reza_esfandiarpour, cristina_menghini, stephen_bach}@brown.edu

Abstract

Recent works often assume that Vision-Language Model (VLM) representations are based on visual attributes like shape. However, it is unclear to what extent VLMs prioritize this information to represent concepts. We propose Extract and Explore (EX2), a novel approach to characterize important textual features for VLMs. EX2 uses reinforcement learning to align a large language model with VLM preferences and generates descriptions that incorporate the important features for the VLM. Then, we inspect the descriptions to identify the features that contribute to VLM representations. We find that spurious descriptions have a major role in VLM representations despite providing no helpful information, e.g., Click to enlarge photo of CONCEPT. More importantly, among informative descriptions, VLMs rely significantly on non-visual attributes like habitat to represent visual concepts. Also, our analysis reveals that different VLMs prioritize different attributes in their representations. Overall, we show that VLMs do not simply match images to scene descriptions and that non-visual or even spurious descriptions significantly influence their representations. Code: <https://github.com/BatsResearch/ex2>

1 Introduction

The ability of large contrastive Vision-Language Models (VLMs) to match related text and images depends significantly on the content of the text descriptions (Novack et al., 2023; Radford et al., 2021). Heuristically, to better identify the related images, humans seek more detailed information about the target concepts. Many recent works extend this heuristic to VLMs and augment the descriptions with additional visual information (e.g., shape) to more accurately identify the related images (Esfandiarpour and Bach, 2024; Menon and Vondrick, 2023; Yan et al., 2023). However, in practice, even augmenting the descriptions with

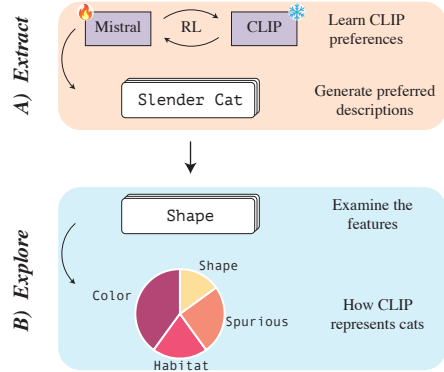


Figure 1: Extract: we align Mistral with VLM preferences and generate descriptions that contain the important features for the VLM. Explore: we examine various aspects of these descriptions to identify the features that contribute to VLM representations.

random words improves the performance (Roth et al., 2023), and it is unclear what factors contribute to the VLMs’ representation of a concept. Here, we propose a novel analysis method for characterizing the textual features that contribute to the VLM representation of a concept. Simply put, our goal is to understand how VLMs encode different concepts.

Despite the growing body of work on various aspects of VLMs (e.g., sensitivity to word order) (Lewis et al., 2022; Ma et al., 2023; Yuksekgonul et al., 2022), there is limited understanding of VLMs’ world knowledge acquired during pre-training. For instance, Yun et al. (2021) show that VLMs and Large Language Models (LLMs) perform similarly on language tasks that require knowledge of the physical world. *If VLMs do not learn about the physical world from images, what do they learn?* Moreover, Yun et al. (2022) show that, the VLM representation of a concept is often not based on its visual characteristics like color and shape. *If not based on visual characteristics, how do VLMs represent different concepts?* Our work introduces a new analysis method for studying such

exploratory questions. Unlike previous works that focus on a very specific question, our goal is to explore and characterize the features that contribute to VLM representations with the feedback of the VLM itself.

In this paper, we propose Extract and Explore (EX2), a novel analysis method for understanding how VLMs represent concepts. Instead of directly probing the VLM, EX2 uses reinforcement learning (RL) to align an LLM with VLM preferences. Our reward function measures the similarity between the concept description and its images. Thus, it encourages the LLM to generate a set of descriptions that incorporate the important features for the VLM. Then, we can inspect these descriptions from various perspectives to identify the most common factors that contribute to VLM representations. In this work, we examine the descriptions to understand how often VLMs prioritize additional information to represent concepts and how often this information explains the physical appearance of concepts.

We use EX2 to analyze six different VLMs on seven fine-grained classification datasets. The aligned LLM successfully learns the important features for each VLM and generates descriptions that achieve better classification accuracy than a set of generic descriptions. We find that spurious descriptions (e.g., Click to enlarge photo of CONCEPT.) have a major role in VLM representations despite providing no helpful information about concepts. More importantly, even when VLMs prioritize informative descriptions, they significantly rely on non-visual attributes (e.g., habitat) to represent visual concepts. In a more fine-grained analysis, we find that different VLMs represent similar concepts differently, i.e., prioritize different attributes. Also, even the same VLM prioritizes different attributes for different datasets, suggesting that extensive experiments across different datasets are required to draw conclusions about VLMs. EX2 is specifically suited to automatically carry out such extensive analysis on a wide range of existing classification datasets. Finally, we show EX2’s application for hypothesis generation and suggest new research questions based on our findings.

Our findings encourage further work on image-text pre-training to address VLMs’ reliance on spurious descriptions and the alignment between non-visual information and images. Moreover, EX2 provides the future work with a flexible tool to

study the impact of different pre-training methods and datasets from various aspects. We summarize our contributions and findings as following:

- We propose EX2, a novel analysis method that aligns an LLM with VLM preferences in order to characterize the important textual features that contribute to VLM representations.
- We show that EX2 successfully learns the important features for the VLM and generates descriptions that improve the downstream classification accuracy, highlighting the benefits of adapting to VLM preferences for downstream tasks as well as analysis.
- We show that VLMs significantly rely on spurious or non-visual descriptions to represent visual concepts. Also, we find that different VLMs prioritize different attributes to represent similar concepts. Even the same VLM prioritizes different attributes across datasets, emphasizing the benefits of EX2’s ability to automatically analyze VLMs on a wide range of existing datasets.

2 Related Work

Reinforcement Learning for Language Models

In recent years, RL has been successfully used to align LLMs with human preferences, known as reinforcement learning with human feedback (RLHF) (Bai et al., 2022; Ramamurthy et al., 2023). Instead of human preferences, we use similar methods to Stiennon et al. (2020) and Ziegler et al. (2019) to align the LLM with VLM’s preferences for descriptions that it deems more accurate. Unlike previous methods, we use preference learning not as our goal but as a tool to understand the knowledge that VLMs acquire during pre-training.

Vision-Language Models (VLMs) We primarily focus on contrastive VLMs, which are trained to push related image-text pairs closer and unrelated pairs farther in the embedding space (Jia et al., 2021; Radford et al., 2021). Multimodal language models (MLMs) are another category of VLMs that use additional training to incorporate the image features into LLMs in order to condition the text generation on both input text and images (Li et al., 2023a; Liu et al., 2023). Despite the many advantages of MLMs, contrastive VLMs are still better suited for tasks like image classification (Alayrac et al., 2022) or creating large search indices for efficient filtering

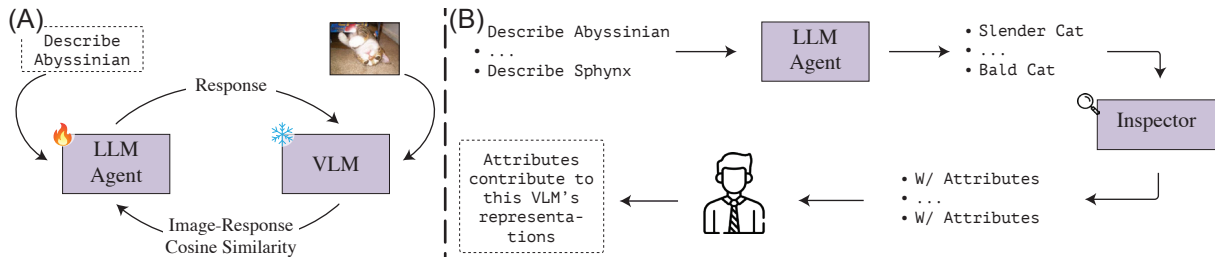


Figure 2: Overview of EX2. A) We use RL to fine-tune an LLM to generate concept descriptions that are closer to the corresponding images in the VLM embedding space, thus, the descriptions incorporate features that the VLM uses to represent the concepts. B) We use the aligned LLM to generate the VLM’s preferred description for all concepts. We inspect these descriptions from various aspects, e.g., if they are informative or if they describe visual attributes. Based on the aggregate results, we draw conclusions about how the VLM represents concepts.

and retrieval (Schuhmann et al., 2022). Contrastive VLMs also serve as the backbone for many other methods or downstream applications like image manipulation (Patashnik et al., 2021). Even most MLMs use contrastive VLMs to extract the image features (Liu et al., 2023). Thus, understanding how contrastive VLMs represent concepts remains an important issue that also impacts other types of VLMs and many downstream applications. We aim to investigate this question without fine-tuning or modifying the VLM after pre-training.

Detailed Descriptions for VLMs One line of work provides VLMs with more detailed concept descriptions to improve the classification performance (Feng et al., 2023; Li et al., 2023b; Pratt et al., 2023; Yan et al., 2023; Yang et al., 2023). For instance, Menon and Vondrick (2023) suggest augmenting the descriptions with concept attributes. Esfandiarpour and Bach (2024) further improve this idea and ensure the attributes differentiate the target classes. On the other hand, Roth et al. (2023) question the role of the additional information and suggest that even adding random words and characters to descriptions leads to similar improvements. Here, we propose a novel model analysis method to study the role of additional information in VLM representations.

Vision-Language Model Analysis The massive success of VLMs has sparked an interest in understanding how they interpret text descriptions. Previous works have studied VLMs from various aspects such as the relative importance of verbs and nouns (Hendricks and Nematzadeh, 2021), VLMs’ sensitivity to word order (Akula et al., 2020), linguistic features of descriptions (Castro et al., 2023), and, the most popular, their poor compositional capabilities (Hsieh et al., 2023; Lewis et al., 2022; Ma et al., 2023; Parcalabescu et al., 2022; Schiappa

et al., 2023; Thrush et al., 2022; Xu et al., 2024; Yuksekgonul et al., 2022). Although this line of work provides important information about specific aspects of VLMs’ behavior, our understanding of the world knowledge that VLMs acquire during pre-training remains limited. As discussed in Section 1, this becomes even more important considering the findings of previous work that suggest VLMs’ behavior deviates from the expected results of vision and language pre-training (Yun et al., 2022, 2021). Given the importance of concept representations (Lovering and Pavlick, 2022; Merullo et al., 2022; Patel and Pavlick, 2021; Pavlick, 2022), our goal is to understand what VLMs learn during pre-training and characterize the factors contributing to their concept representations.

Moreover, we propose a new paradigm for studying VLMs that allows us to conduct such exploratory analysis. Currently, the most common approach for VLM analysis relies on custom datasets that test a specific hypothesis. However, our approach is compatible with existing image classification datasets and is not tied to a specific hypothesis. We can even use it to generate new hypotheses, as we will show in Section 4.6. It is worth noting that there is a complementary line of work for understanding VLM representations in terms of images instead of text (Ghiasi et al., 2022; Kazemi et al., 2024). We emphasize that our method is not meant to replace existing model analysis approaches but to provide a complementary tool that allows for this type of exploratory model analysis.

3 Extract and Explore

Given the large number of textual features that could contribute to VLM representations, such as concept attributes and linguistic patterns, it is very costly, if not impossible, to curate and probe each

VLM for an exhaustive set of features. Instead, EX2 learns to automatically generate a set of concept descriptions that incorporate the important textual features for each VLM, i.e., Extract VLM’s preferred features (Fig. 2a). Then, EX2 inspects the common patterns among these descriptions to identify the features that the VLM uses to represent different concepts, i.e., Explore VLM’s preferred features (Fig. 2b).

3.1 Extracting VLM’s Preferred Features

A Large Search Space To expand the search space for potential features, we use LLMs to generate concept descriptions. LLM’s ability to control various aspects of text generation, such as world knowledge and text style (Jiang et al., 2020; Petroni et al., 2019), leads to a more thorough search than a pre-defined set of features. To further expand the search space, we use 25 different questions to query the LLM about various aspects of each concept (refer to the appendix for the list of question templates).

LLM Alignment with VLM Preferences To increase the likelihood of VLM’s desired features in descriptions, we use reinforcement learning to align the LLM with VLM preferences. Thus, we define a reward function that gives a higher score to descriptions that include the important features for the VLM. Intuitively, from the VLM’s perspective, the reward function encourages more accurate concept descriptions. Since contrastive VLMs like CLIP are trained to push related text and images closer, VLMs deem a concept description accurate if it is close to the embedding of the corresponding images. Therefore, we define the reward function as the average cosine similarity between the concept description and concept images.

Specifically, for some description d_c and a set of images D_c for class c , we calculate the reward as:

$$R(d_c) = \sum_{x \in D_c} \tau \cos(\Phi_I(x), \Phi_T(d_c)) - \beta KL,$$

where Φ_I and Φ_T are the VLM image and text encoders, respectively, τ is a constant scaling factor, and β is the coefficient for the KL divergence between the original and current model. The KL penalty encourages the generation of meaningful descriptions that we can later analyze and helps with convergence by constraining the search space. Since we want to compare the generations across experiments, we adopt the adaptive KL coefficient technique of Ziegler et al. (2019) to achieve roughly similar KL divergences across experiments.

With the 25 questions for all classes as the LLM input and this reward function, we use the same method as Stiennon et al. (2020) and Ziegler et al. (2019), which uses Proximal Policy Optimization (PPO) (Schulman et al., 2017), to update the LLM to increase the reward score for generations.

3.2 Exploring VLM’s Preferred Features

EX2 then uses the aligned LLM to generate descriptions that incorporate the important features for the VLM. Now, we can inspect the descriptions for desired features to understand the extent of their contribution to VLM representations. To automate this process, we use ChatGPT (Brown et al., 2020; Ouyang et al., 2022) to inspect a large number of descriptions. Here, we inspect the descriptions to understand how often VLMs prioritize spurious or non-visual information to represent concepts. For instance, as shown in Fig. 3, CLIP relies significantly on both spurious and non-visual information to represent flowers, with 45% of descriptions providing no helpful information and 64% of informative descriptions explaining non-visual attributes. The space of potential hypotheses goes beyond the semantic content of descriptions, and we encourage future work to study other aspects of the descriptions such as bias towards a specific style or various linguistic properties of descriptions. Furthermore, as we show in Section 4.6, the trends in EX2 descriptions provide helpful cues for discovering new research questions for further investigation.

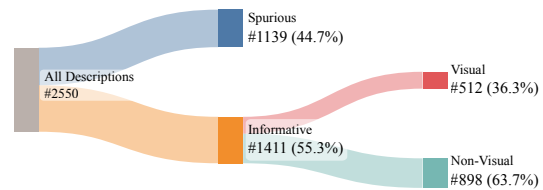


Figure 3: Breakdown of aligned descriptions for CLIP on Flowers. CLIP significantly relies on spurious or non-visual information to represent flower species.

4 Experiments

In this section, we use EX2 to analyze different VLMs at three levels (Fig. 3). We first validate that the LLM learns the important features for each VLM, and aligned descriptions improve the classification accuracy. Second, we show that spurious descriptions contribute significantly to VLM representations despite providing no helpful information. More importantly, at the third level, we

VLM	Flowers		Pets		CUB		Stanford Dogs		Aircrafts		Stanford Cars	
	Temp.	EX2	Temp.	EX2	Temp.	EX2	Temp.	EX2	Temp.	EX2	Temp.	EX2
CLIP	63.31	73.65	84.68	88.34	51.48	53.54	59.59	61.49	21.36	22.89	60.15	60.88
ALIGN	59.44	62.19	82.56	86.86	36.81	39.66	52.38	56.24	12.42	17.04	72.73	74.15
EVA	74.47	79.05	91.80	94.52	74.63	73.52	76.08	79.37	37.08	39.66	91.62	91.22
SigLIP	82.48	86.81	92.10	94.49	61.96	65.33	76.76	78.89	48.21	50.56	90.92	91.22
MetaCLIP	71.44	73.18	87.84	91.42	69.88	69.99	65.50	68.87	37.50	36.72	76.22	76.17
CLIPA	77.13	79.61	91.93	93.87	74.56	76.99	77.19	79.34	39.75	41.31	94.80	94.76
DFN	88.96	88.86	94.33	94.33	87.25	87.78	84.31	85.75	78.76	75.88	96.14	95.78

Table 1: Classification accuracy of EX2 descriptions. Temp is the set of 80 generic templates (Radford et al., 2021).

find that VLMs rely significantly on non-visual attributes to represent visual concepts. We conduct a more fine-grained analysis that reveals even for the same dataset, different VLMs prioritize different attributes to represent the concepts. Moreover, even the same VLM prioritizes different attributes for different datasets. Finally, we show EX2’s application for hypothesis generation and suggest new research questions based on our observations.

4.1 Setup

We use the 25 descriptions as a prompt ensemble for classification, similar to Radford et al. (2021). We consider descriptions helpful if they achieve better accuracy than the ensemble of 80 generic templates used by Radford et al. (2021).

Datasets We use six fine-grained image classification datasets for analysis. CUB200-2011: fine-grained bird species recognition (Wah et al., 2011). Describable Textures Dataset (DTD): texture classification (Cimpoi et al., 2014). FGVC Aircraft: aircraft model classification (Maji et al., 2013). Flowers102: fine-grained flower species recognition (Nilsback and Zisserman, 2008). Oxford IIIT Pets (Parkhi et al., 2012). Stanford Dogs (Khosla et al., 2011). Stanford Cars (Krause et al., 2013).

Models We use Mistral-7b as our LLM (Jiang et al., 2023). We choose seven different VLMs for our analysis. CLIP (Radford et al., 2021), ALIGN (Jia et al., 2021), EVA (Fang et al., 2023b), SigLIP (Zhai et al., 2023), MetaCLIP (Xu et al., 2023), CLIPA (Li et al., 2023c), and DFN (Fang et al., 2023a). Refer to the appendix for details.

4.2 Successful Alignment

We use classification accuracy to verify that the LLM learns what features contribute to VLM representations. In 33 out of 42 experiments, the LLM successfully learns what features help the VLM to

identify the related images, and the aligned descriptions improve the accuracy by up to 10% compared to the generic template set (Table 1). Notably, most of the other nine experiments involve the Stanford Cars dataset or the DFN model. Although our goal is model analysis, our results also emphasize the benefits of adapting to VLM preferences for downstream tasks like classification. In the remainder of this section, we analyze the descriptions for the 33 experiments where we successfully learn the VLM preferences to characterize the textual features that contribute to concept representations.

4.3 Informative vs. Spurious Descriptions

Heuristically, we expect text descriptions to more accurately represent concepts when they provide additional information and make little to no difference otherwise. Here, to study the contribution of spurious descriptions to VLM representations, we inspect if each description provides additional information about the concepts.

Spurious descriptions are a major factor in VLM representations. Table 2 reports the fraction of descriptions that provide additional information about concepts for the 33 cases in which the LLM successfully learns the VLM preferences. Here, we refer to descriptions that provide no additional information about concepts as spurious (e.g., Photo of CONCEPT attracted my attention). We observe that in 10 cases, the improvements are almost solely driven by spurious descriptions, and there is no considerable amount of additional information in descriptions, i.e., <25% of descriptions are informative. It is worth noting that SigLIP benefits more from spurious descriptions (5/6 datasets) than other VLMs. To understand the role of spurious descriptions in the remaining 23 cases, we separate the informative and non-informative de-

	Flowers	Pets	CUB	Stanford Dogs	Aircrafts	Stanford Cars
CLIP	55.33	61.73	83.50	49.03	57.84	44.47
ALIGN	63.92	68.76	63.66	73.87	65.60	42.88
EVA	1.80	0.00	-	36.60	29.20	-
SigLIP	44.59	18.70	23.06	21.00	5.36	9.96
MetaCLIP	43.06	32.22	26.58	51.40	-	-
CLIPA	55.18	26.70	47.84	78.80	6.24	-
DFN	-	-	0.32	22.90	-	-

Table 2: The percentage of informative descriptions for experiments that the LLM successfully learns the VLM preferences and improves the classification accuracy. Numbers greater than 25% are bold.

Dataset	VLM	Temp. Set	w/o Info	w/ Info
Flowers	CLIP	63.31	<u>72.19</u>	73.77
	ALIGN	<u>59.44</u>	<u>59.39</u>	61.90
	SigLIP	82.48	<u>85.43</u>	87.05
	MetaCLIP	<u>71.44</u>	73.44	70.39
	CLIPA	77.13	<u>79.36</u>	79.40
Pets	CLIP	84.68	<u>87.49</u>	87.90
	ALIGN	82.56	<u>85.61</u>	86.54
	MetaCLIP	87.84	91.61	<u>90.22</u>
	CLIPA	91.93	94.09	<u>92.75</u>
CUB	CLIP	<u>51.48</u>	46.50	52.88
	ALIGN	36.81	<u>36.99</u>	39.47
	MetaCLIP	69.88	<u>69.43</u>	67.88
	CLIPA	74.56	<u>75.94</u>	76.73
Stanford Dogs	CLIP	59.59	60.71	<u>60.34</u>
	ALIGN	<u>52.38</u>	52.32	55.85
	EVA	<u>76.08</u>	79.41	<u>78.07</u>
	MetaCLIP	65.50	68.54	<u>66.43</u>
	CLIPA	<u>77.19</u>	76.82	79.09
Aircrafts	CLIP	21.36	23.58	<u>22.17</u>
	ALIGN	12.42	<u>14.79</u>	18.09
	EVA	<u>37.08</u>	39.09	36.63
Stanford Cars	CLIP	<u>60.15</u>	60.17	59.74
	ALIGN	72.73	<u>73.54</u>	74.00

Table 3: Classification accuracy of informative (w/ Info) and spurious (w/o Info) descriptions. First and second best numbers are in bold and underline.

descriptions and measure the classification accuracy (Table 3). Fortunately, VLMs do not solely rely on spurious descriptions, and in 19 cases, the informative descriptions alone improve the performance. However, in 16 cases, spurious descriptions alone lead to a considerable boost in accuracy. In total, in 26 out of the 33 experiments, spurious descriptions are either almost solely responsible for the improvements or have a considerable contribution.

VLM	Flowers	Pets	Stanford Dogs
CLIP	36.29	54.82	33.45
ALIGN	56.44	55.66	55.55
EVA	-	-	30.78
SigLIP	67.46	-	-
MetaCLIP	-	57.38	45.40
CLIPA	58.71	64.78	60.03
	CUB	Aircrafts	Stanford Cars
CLIP	64.00	10.24	-
ALIGN	18.69	9.82	8.66
CLIPA	39.34	-	-

Table 4: Percentage of informative descriptions that contain visual attributes. Numbers greater than 25% are bold.

4.4 Visual vs Non-visual Information

VLMs are often thought to match the images to the scene description. Therefore, it is natural to think of the descriptions of visual attributes, like color, as the basis for VLM representations and ignore or assume a negligible role for non-visual attributes like habitat. To investigate the contribution of non-visual attributes to VLM representations, we inspect if each informative description provides visual or non-visual information.

Non-visual descriptions contribute significantly to VLM representations. For the 19 cases in which informative descriptions alone lead to a considerable improvement, we report the fraction of informative descriptions that contain visual attributes in Table 4. In four cases, non-visual descriptions are almost solely responsible for the accuracy boosts, and only a small fraction (<25%) of informative descriptions contain visual information. To study the role of non-visual information in the remaining cases, we split the informative

Dataset	VLM	Temp. Set	Vis	Non-Vis
Flowers	CLIP	63.31	<u>66.92</u>	73.54
	ALIGN	59.44	<u>60.61</u>	62.34
	SigLip	82.48	86.84	<u>85.10</u>
	CLIPA	77.13	79.79	<u>79.22</u>
Pets	CLIP	84.68	<u>86.18</u>	87.35
	ALIGN	82.56	86.02	<u>85.69</u>
	MetaCLIP	<u>87.84</u>	89.51	86.94
	CLIPA	91.93	91.06	<u>91.20</u>
CUB	CLIP	<u>51.48</u>	53.40	50.36
	CLIPA	<u>74.56</u>	73.33	76.42
Stanford	CLIP	<u>59.59</u>	55.79	60.56
	ALIGN	52.38	55.12	<u>53.57</u>
Dogs	EVA	<u>76.08</u>	74.37	78.66
	MetaCLIP	65.50	62.73	65.20
	CLIPA	77.19	79.07	<u>78.25</u>

Table 5: Classification accuracy of descriptions that explain visual/non-visual characteristics of the concepts. First and second best numbers are in bold and underline.

descriptions into visual and non-visual categories and measure the classification accuracy (Table 5). Although visual information contributes to VLM representations, in 11 out of 15 cases, non-visual information alone considerably boosts accuracy. In total, in 15 out of 19 cases, non-visual information is either the dominant factor or contributes significantly to VLM representations. Even more concerning, in only four of the 15 cases, descriptions with visual information perform better than the ones with non-visual information by a considerable margin (>1% accuracy boost).

4.5 Described Attributes Across Different VLMs and Datasets

To understand how the described attributes change for different datasets and VLMs, we manually extract and list the attributes for 50 randomly selected descriptions for CLIP and ALIGN models on Flowers and CUB datasets (200 in total). Figure 4 shows the most common attributes in each case. Note that each description might include multiple attributes.

Different VLMs prioritize different attributes. We observe that even for the same dataset, different VLMs represent concepts differently. For instance, CLIP relies more on “family” and “size” attributes to represent flowers, while ALIGN relies more on “parts” and “color” attributes (Fig. 4). To further verify that different VLMs represent concepts dif-

ferently, we use the preferred descriptions of one VLM for classification with another VLM and measure the accuracy. In Table 6, rows and columns represent the VLMs used for classification and reward calculation. The results confirm the difference in representations across VLMs; each VLM performs better with descriptions that include its preferred attributes, i.e., attributes that contribute more to its concept representations.

Dataset	VLM	CLIP	ALIGN
Flowers	CLIP	73.65	69.82
	ALIGN	61.03	62.19
CUB	CLIP	53.54	51.64
	ALIGN	37.45	39.66

Table 6: Cross VLM classification accuracy on Flowers and CUB datasets. Rows and columns represent VLMs used for classification and reward calculation, respectively.

VLMs prioritize different attributes for different datasets. The same VLM prioritizes different attributes for representing bird and flower concepts (Fig. 4). These results suggest that VLM’s behavior should be studied on various datasets to draw conclusions about their capabilities. EX2 is specifically suited to automatically carry out such extensive analysis on a wide range of image classification datasets.

4.6 Applications for Hypothesis Generation

The trends in EX2 descriptions also provide helpful cues for discovering new research questions. For instance, we notice that SigLIP descriptions often resemble software instructions or photo credits (e.g., Click to enlarge image of CONCEPT.). At the same time, although WebLi, SigLIP’s pre-training dataset, is not publicly available, we know that many of the image-text pairs are created with OCR (Chen et al., 2023), and perhaps they are more likely to resemble such specific patterns. Therefore, one potential hypothesis is that OCR, as a data source, could lead to model bias towards spurious patterns. In a preliminary experiment, we engineer three prompt templates that mimic these patterns (Table 7) and use them for classification with both CLIP and SigLIP on Stanford Dogs dataset. As reported in Table 7, the custom templates improve the performance for SigLIP but not for CLIP compared to the commonly used generic template. Our




Figure 4: Most common described attributes for CLIP and ALIGN for CUB and Flowers. Different VLMs prioritize different attributes to represent concepts. Even the same VLM prioritizes different attributes across datasets.

preliminary results encourage future work to systematically study the impact of such patterns on SigLIP and other VLMs and investigate the role of the pre-training dataset in such behaviors, which could provide valuable insights for creating the next generation of image-text datasets.

4.7 ChatGPT Accuracy

To assess the accuracy of ChatGPT inspections, we check a random subset of descriptions to see if they are informative and contain visual attributes. We randomly select 50 descriptions from each of the CUB and Flowers experiments where aligned descriptions contain considerable semantic information (500 in total). ChatGPT correctly classifies the descriptions most of the time and agrees with our judgment 85.8% and 86.6% of the time for semantic information and visual information checks, respectively (Table 8 in appendix).

5 Limitations and Future Work

RL Stability EX2 uses RL to discover the model preferences. Given the sensitivity of RL algorithms (Andrychowicz et al., 2020; Engstrom et al., 2020), the generated descriptions should be interpreted cautiously. For instance, we use the adaptive KL coefficient technique of Ziegler et al. (2019) with a target KL of 10 to set the trade-off between VLM preferences and KL divergence (Section 3) in all our experiments. Since this trade-off impacts both the accuracy and amount of helpful information in descriptions, we repeat our experiments for CUB and Flowers but with a reduced KL penalty (target KL of 20) to study its impact on our findings. As reported in Table 9 in appendix, overall, reducing the KL penalty (i.e., more emphasis on VLM preferences) decreases the amount of helpful information in descriptions, which further strengthens our findings about the major role of spurious descriptions in VLM representations. Moreover, our conclusions are based on the sensitivity of VLMs to spurious and non-visual descriptions, and we use classification accuracy to verify their impact on

Description	CLIP	SigLIP
A photo of a {class name}.	58.52	77.23
A photo of a {class name}. Click to enlarge.	58.26	78.24
Below is a picture of a {class name}. I obtained this photo from the following site	58.48	77.75
Click here to view the photos of a {class name}.	58.46	77.94

Table 7: The accuracy of CLIP and SigLIP on Stanford Dogs dataset with custom prompt templates.

VLMs. Future work should consider the sensitivity of RL algorithms and use similar measures to verify their conclusions. More broadly, considering the benefits of EX2, we encourage future work to study more robust approaches for learning model preferences for analysis purposes.

LLM Capabilities Regardless of the optimization approach, to successfully align with VLM preferences, the original LLM should be capable of generating the desired descriptions (e.g., be aware of the required world knowledge). For instance, in our early experiments, Llama2-7b (Touvron et al., 2023) failed to learn helpful features for each VLM. In this work, we mainly focus on high-level features (i.e., the presence of semantic or visual information), and our results show that our LLM successfully describes the target classes from various perspectives. We encourage future work to further study the role of the LLM, especially for investigating more nuanced characteristics of the descriptions, like style or linguistic properties.

6 Conclusion

In this work, we introduce Extract and Explore (EX2), a novel approach for characterizing the features that contribute to VLM representations. EX2 first uses RL to align an LLM with VLM preferences and generates descriptions that include the

important features for the VLM. EX2 then inspects the descriptions from various perspectives to identify the common features that contribute to VLM representations. Using EX2, we show that spurious descriptions contribute significantly to VLM representations despite providing no helpful information. Even more important, VLMs rely significantly on non-visual attributes (e.g., habitat) to represent visual concepts. Moreover, even for the same dataset, different VLMs prioritize different attributes in their representations. Also, the same VLM prioritizes different attributes across datasets. Finally, we use our findings to formulate new research questions for further investigation. Our results encourage future work to address the significant impact of non-visual and spurious information on VLM representations. Moreover, EX2 provides future work with a flexible tool to study various aspects of VLM representations.

Acknowledgements

We gratefully acknowledge support from Cisco and Cognex. Disclosure: Stephen Bach is an advisor to Snorkel AI, a company that provides software and services for data-centric artificial intelligence.

References

- Arjun Akula, Spandana Gella, Yaser Al-Onaizan, Song-Chun Zhu, and Siva Reddy. 2020. Words aren't enough, their order matters: On the robustness of grounding visual referring expressions. In *Proceedings of the 58th Annual Meeting of the Association for Computational Linguistics*, pages 6555–6565, Online. Association for Computational Linguistics.
- Jean-Baptiste Alayrac, Jeff Donahue, Pauline Luc, Antoine Miech, Iain Barr, Yana Hasson, Karel Lenc, Arthur Mensch, Katherine Millican, Malcolm Reynolds, et al. 2022. Flamingo: a visual language model for few-shot learning. *Advances in Neural Information Processing Systems*, 35:23716–23736.
- Marcin Andrychowicz, Anton Raichuk, Piotr Stańczyk, Manu Orsini, Sertan Girgin, Raphael Marinier, Léonard Hussenot, Matthieu Geist, Olivier Pietquin, Marcin Michalski, et al. 2020. What matters in on-policy reinforcement learning? a large-scale empirical study. *arXiv preprint arXiv:2006.05990*.
- Yuntao Bai, Andy Jones, Kamal Ndousse, Amanda Askell, Anna Chen, Nova DasSarma, Dawn Drain, Stanislav Fort, Deep Ganguli, Tom Henighan, et al. 2022. Training a helpful and harmless assistant with reinforcement learning from human feedback. *arXiv preprint arXiv:2204.05862*.
- Tom Brown, Benjamin Mann, Nick Ryder, Melanie Subbiah, Jared D Kaplan, Prafulla Dhariwal, Arvind Neelakantan, Pranav Shyam, Girish Sastry, Amanda Askell, et al. 2020. Language models are few-shot learners. *Advances in neural information processing systems*, 33:1877–1901.
- Minwoo Byeon, Beomhee Park, Haecheon Kim, Sungjun Lee, Woonhyuk Baek, and Saehoon Kim. 2022. Coyo-700m: Image-text pair dataset. <https://github.com/kakaobrain/coyo-dataset>.
- Santiago Castro, Oana Ignat, and Rada Mihalcea. 2023. Scalable performance analysis for vision-language models. In *Proceedings of the 12th Joint Conference on Lexical and Computational Semantics (*SEM 2023)*, pages 284–294, Toronto, Canada. Association for Computational Linguistics.
- Xi Chen, Xiao Wang, Soravit Changpinyo, AJ Piergiovanni, Piotr Padlewski, Daniel Salz, Sebastian Goodman, Adam Grycner, Basil Mustafa, Lucas Beyer, Alexander Kolesnikov, Joan Puigcerver, Nan Ding, Keran Rong, Hassan Akbari, Gaurav Mishra, Linting Xue, Ashish V Thapliyal, James Bradbury, Weicheng Kuo, Mojtaba Seyedhosseini, Chao Jia, Burcu Karagol Ayan, Carlos Riquelme Ruiz, Andreas Peter Steiner, Anelia Angelova, Xiaohua Zhai, Neil Houlsby, and Radu Soricut. 2023. PaLI: A jointly-scaled multilingual language-image model. In *The Eleventh International Conference on Learning Representations*.
- Mircea Cimpoi, Subhransu Maji, Iasonas Kokkinos, Sammy Mohamed, and Andrea Vedaldi. 2014. Describing textures in the wild. In *Proceedings of the IEEE conference on computer vision and pattern recognition*, pages 3606–3613.
- Alexey Dosovitskiy, Lucas Beyer, Alexander Kolesnikov, Dirk Weissenborn, Xiaohua Zhai, Thomas Unterthiner, Mostafa Dehghani, Matthias Minderer, Georg Heigold, Sylvain Gelly, Jakob Uszkoreit, and Neil Houlsby. 2021. An image is worth 16x16 words: Transformers for image recognition at scale. In *International Conference on Learning Representations*.
- Logan Engstrom, Andrew Ilyas, Shibani Santurkar, Dimitris Tsipras, Firdaus Janoos, Larry Rudolph, and Aleksander Madry. 2020. Implementation matters in deep policy gradients: A case study on ppo and trpo. *arXiv preprint arXiv:2005.12729*.
- Reza Esfandiarpour and Stephen Bach. 2024. Follow-up differential descriptions: Language models resolve ambiguities for image classification. In *The Twelfth International Conference on Learning Representations*.
- Alex Fang, Albin Madappally Jose, Amit Jain, Ludwig Schmidt, Alexander Toshev, and Vaishaal Shankar. 2023a. Data filtering networks. *arXiv preprint arXiv:2309.17425*.

- Yuxin Fang, Wen Wang, Binhui Xie, Quan Sun, Ledell Wu, Xinggang Wang, Tiejun Huang, Xinlong Wang, and Yue Cao. 2023b. Eva: Exploring the limits of masked visual representation learning at scale. In *Proceedings of the IEEE/CVF Conference on Computer Vision and Pattern Recognition*, pages 19358–19369.
- Zhili Feng, Anna Bair, and J. Zico Kolter. 2023. Text descriptions are compressive and invariant representations for visual learning. *arXiv preprint arXiv:2307.04317*.
- Samir Yitzhak Gadre, Gabriel Ilharco, Alex Fang, Jonathan Hayase, Georgios Smyrnis, Thao Nguyen, Ryan Marten, Mitchell Wortsman, Dhruva Ghosh, Jieyu Zhang, et al. 2023. Datacomp: In search of the next generation of multimodal datasets. *arXiv preprint arXiv:2304.14108*.
- Amin Ghiasi, Hamid Kazemi, Eitan Borgnia, Steven Reich, Manli Shu, Micah Goldblum, Andrew Gordon Wilson, and Tom Goldstein. 2022. What do vision transformers learn? a visual exploration. *arXiv preprint arXiv:2212.06727*.
- Lisa Anne Hendricks and Aida Nematzadeh. 2021. Probing image-language transformers for verb understanding. In *Findings of the Association for Computational Linguistics: ACL-IJCNLP 2021*, pages 3635–3644, Online. Association for Computational Linguistics.
- Cheng-Yu Hsieh, Jieyu Zhang, Zixian Ma, Aniruddha Kembhavi, and Ranjay Krishna. 2023. Sugarcrepe: Fixing hackable benchmarks for vision-language compositionality. *arXiv preprint arXiv:2306.14610*.
- Chao Jia, Yinfei Yang, Ye Xia, Yi-Ting Chen, Zarana Parekh, Hieu Pham, Quoc Le, Yun-Hsuan Sung, Zhen Li, and Tom Duerig. 2021. Scaling up visual and vision-language representation learning with noisy text supervision. In *International conference on machine learning*, pages 4904–4916. PMLR.
- Albert Q. Jiang, Alexandre Sablayrolles, Arthur Mensch, Chris Bamford, Devendra Singh Chaplot, Diego de las Casas, Florian Bressand, Gianna Lengyel, Guillaume Lample, Lucile Saulnier, L elio Renard Lavaud, Marie-Anne Lachaux, Pierre Stock, Teven Le Scao, Thibaut Lavril, Thomas Wang, Timoth ee Lacroix, and William El Sayed. 2023. [Mistral 7b](#).
- Zhengbao Jiang, Frank F Xu, Jun Araki, and Graham Neubig. 2020. How can we know what language models know? *Transactions of the Association for Computational Linguistics*, 8:423–438.
- Hamid Kazemi, Atoosa Chehini, Jonas Geiping, Soheil Feizi, and Tom Goldstein. 2024. What do we learn from inverting clip models? *arXiv preprint arXiv:2403.02580*.
- Aditya Khosla, Nityananda Jayadevaprakash, Bangpeng Yao, and Li Fei-Fei. 2011. Novel dataset for fine-grained image categorization. In *First Workshop on Fine-Grained Visual Categorization, IEEE Conference on Computer Vision and Pattern Recognition*, Colorado Springs, CO.
- Jonathan Krause, Michael Stark, Jia Deng, and Li Fei-Fei. 2013. 3d object representations for fine-grained categorization. In *Proceedings of the IEEE international conference on computer vision workshops*, pages 554–561.
- Martha Lewis, Nihal V Nayak, Peilin Yu, Qinan Yu, Jack Merullo, Stephen H Bach, and Ellie Pavlick. 2022. Does clip bind concepts? probing compositionality in large image models. *arXiv preprint arXiv:2212.10537*.
- Junnan Li, Dongxu Li, Silvio Savarese, and Steven Hoi. 2023a. Blip-2: Bootstrapping language-image pre-training with frozen image encoders and large language models. *arXiv preprint arXiv:2301.12597*.
- Liunian Harold Li, Zi-Yi Dou, Nanyun Peng, and Kai-Wei Chang. 2023b. Desco: Learning object recognition with rich language descriptions. In *Thirty-seventh Conference on Neural Information Processing Systems*.
- Xianhang Li, Zeyu Wang, and Cihang Xie. 2023c. An inverse scaling law for clip training. *arXiv preprint arXiv:2305.07017*.
- Haotian Liu, Chunyuan Li, Qingyang Wu, and Yong Jae Lee. 2023. Visual instruction tuning. In *NeurIPS*.
- Charles Lovering and Ellie Pavlick. 2022. Unit testing for concepts in neural networks. *Transactions of the Association for Computational Linguistics*, 10:1193–1208.
- Zixian Ma, Jerry Hong, Mustafa Omer Gul, Mona Gandhi, Irena Gao, and Ranjay Krishna. 2023. Crepe: Can vision-language foundation models reason compositionally? In *Proceedings of the IEEE/CVF Conference on Computer Vision and Pattern Recognition (CVPR)*, pages 10910–10921.
- Subhansu Maji, Esa Rahtu, Juho Kannala, Matthew Blaschko, and Andrea Vedaldi. 2013. Fine-grained visual classification of aircraft. *arXiv preprint arXiv:1306.5151*.
- Sachit Menon and Carl Vondrick. 2023. Visual classification via description from large language models. In *The Eleventh International Conference on Learning Representations*.
- Jack Merullo, Louis Castricato, Carsten Eickhoff, and Ellie Pavlick. 2022. Linearly mapping from image to text space. *arXiv preprint arXiv:2209.15162*.
- Maria-Elena Nilsback and Andrew Zisserman. 2008. Automated flower classification over a large number of classes. In *Indian Conference on Computer Vision, Graphics and Image Processing*.

- Zachary Novack, Julian McAuley, Zachary Chase Lipton, and Saurabh Garg. 2023. Chils: Zero-shot image classification with hierarchical label sets. In *International Conference on Machine Learning*, pages 26342–26362. PMLR.
- Long Ouyang, Jeffrey Wu, Xu Jiang, Diogo Almeida, Carroll Wainwright, Pamela Mishkin, Chong Zhang, Sandhini Agarwal, Katarina Slama, Alex Ray, et al. 2022. Training language models to follow instructions with human feedback. *Advances in Neural Information Processing Systems*, 35:27730–27744.
- Letitia Parcalabescu, Michele Cafagna, Lilitta Muradjan, Anette Frank, Iacer Calixto, and Albert Gatt. 2022. VALSE: A task-independent benchmark for vision and language models centered on linguistic phenomena. In *Proceedings of the 60th Annual Meeting of the Association for Computational Linguistics (Volume 1: Long Papers)*, pages 8253–8280, Dublin, Ireland. Association for Computational Linguistics.
- Omkar M. Parkhi, Andrea Vedaldi, Andrew Zisserman, and C. V. Jawahar. 2012. Cats and dogs. In *IEEE Conference on Computer Vision and Pattern Recognition*.
- Or Patashnik, Zongze Wu, Eli Shechtman, Daniel Cohen-Or, and Dani Lischinski. 2021. Styleclip: Text-driven manipulation of stylegan imagery. In *Proceedings of the IEEE/CVF International Conference on Computer Vision*, pages 2085–2094.
- Roma Patel and Ellie Pavlick. 2021. Mapping language models to grounded conceptual spaces. In *International conference on learning representations*.
- Ellie Pavlick. 2022. Semantic structure in deep learning. *Annual Review of Linguistics*, 8:447–471.
- Fabio Petroni, Tim Rocktäschel, Patrick Lewis, Anton Bakhtin, Yuxiang Wu, Alexander H Miller, and Sebastian Riedel. 2019. Language models as knowledge bases? *arXiv preprint arXiv:1909.01066*.
- Sarah Pratt, Ian Covert, Rosanne Liu, and Ali Farhadi. 2023. What does a platypus look like? generating customized prompts for zero-shot image classification. In *Proceedings of the IEEE/CVF International Conference on Computer Vision*, pages 15691–15701.
- Alec Radford, Jong Wook Kim, Chris Hallacy, Aditya Ramesh, Gabriel Goh, Sandhini Agarwal, Girish Sastry, Amanda Askell, Pamela Mishkin, Jack Clark, et al. 2021. Learning transferable visual models from natural language supervision. In *International conference on machine learning*, pages 8748–8763. PMLR.
- Rajkumar Ramamurthy, Prithviraj Ammanabrolu, Kianté Brantley, Jack Hessel, Rafet Sifa, Christian Bauckhage, Hannaneh Hajishirzi, and Yejin Choi. 2023. Is reinforcement learning (not) for natural language processing: Benchmarks, baselines, and building blocks for natural language policy optimization. In *The Eleventh International Conference on Learning Representations*.
- Karsten Roth, Jae Myung Kim, A Koepke, Oriol Vinyals, Cordelia Schmid, and Zeynep Akata. 2023. Waffling around for performance: Visual classification with random words and broad concepts. *arXiv preprint arXiv:2306.07282*.
- Madeline Chantry Schiappa, Michael Cogswell, Ajay Divakaran, and Yogesh Singh Rawat. 2023. Probing conceptual understanding of large visual-language models. *arXiv preprint arXiv:2304.03659*.
- Christoph Schuhmann, Romain Beaumont, Richard Vencu, Cade Gordon, Ross Wightman, Mehdi Cherti, Theo Coombes, Aarush Katta, Clayton Mullis, Mitchell Wortsman, et al. 2022. Laion-5b: An open large-scale dataset for training next generation image-text models. *Advances in Neural Information Processing Systems*, 35:25278–25294.
- John Schulman, Filip Wolski, Prafulla Dhariwal, Alec Radford, and Oleg Klimov. 2017. Proximal policy optimization algorithms. *arXiv preprint arXiv:1707.06347*.
- Nisan Stiennon, Long Ouyang, Jeffrey Wu, Daniel Ziegler, Ryan Lowe, Chelsea Voss, Alec Radford, Dario Amodei, and Paul F Christiano. 2020. Learning to summarize with human feedback. *Advances in Neural Information Processing Systems*, 33:3008–3021.
- Tristan Thrush, Ryan Jiang, Max Bartolo, Amanpreet Singh, Adina Williams, Douwe Kiela, and Candace Ross. 2022. Winoground: Probing vision and language models for visio-linguistic compositionality. In *Proceedings of the IEEE/CVF Conference on Computer Vision and Pattern Recognition*, pages 5238–5248.
- Hugo Touvron, Louis Martin, Kevin Stone, Peter Albert, Amjad Almahairi, Yasmine Babaei, Nikolay Bashlykov, Soumya Batra, Prajjwal Bhargava, Shrusti Bhosale, et al. 2023. Llama 2: Open foundation and fine-tuned chat models. *arXiv preprint arXiv:2307.09288*.
- Catherine Wah, Steve Branson, Peter Welinder, Pietro Perona, and Serge Belongie. 2011. The caltech-ucsd birds-200-2011 dataset.
- Hu Xu, Saining Xie, Xiaoqing Ellen Tan, Po-Yao Huang, Russell Howes, Vasu Sharma, Shang-Wen Li, Gargi Ghosh, Luke Zettlemoyer, and Christoph Feichtenhofer. 2023. Demystifying clip data. *arXiv preprint arXiv:2309.16671*.
- Zhenlin Xu, Yi Zhu, Tiffany Deng, Abhay Mittal, Yanbei Chen, Manchen Wang, Paolo Favaro, Joseph Tighe, and Davide Modolo. 2024. Benchmarking zero-shot recognition with vision-language models: Challenges on granularity and specificity. *arXiv preprint arXiv:2306.16048*.
- An Yan, Yu Wang, Yiwu Zhong, Chengyu Dong, Zexue He, Yujie Lu, William Yang Wang, Jingbo Shang, and Julian McAuley. 2023. Learning concise and

descriptive attributes for visual recognition. In *Proceedings of the IEEE/CVF International Conference on Computer Vision*, pages 3090–3100.

Yue Yang, Artemis Panagopoulou, Shenghao Zhou, Daniel Jin, Chris Callison-Burch, and Mark Yatskar. 2023. Language in a bottle: Language model guided concept bottlenecks for interpretable image classification. In *Proceedings of the IEEE/CVF Conference on Computer Vision and Pattern Recognition*, pages 19187–19197.

Mert Yuksekgonul, Federico Bianchi, Pratyusha Kalluri, Dan Jurafsky, and James Zou. 2022. When and why vision-language models behave like bags-of-words, and what to do about it? In *The Eleventh International Conference on Learning Representations*.

Tian Yun, Usha Bhalla, Ellie Pavlick, and Chen Sun. 2022. Do vision-language pretrained models learn composable primitive concepts? *arXiv preprint arXiv:2203.17271*.

Tian Yun, Chen Sun, and Ellie Pavlick. 2021. Does vision-and-language pretraining improve lexical grounding? *arXiv preprint arXiv:2109.10246*.

Xiaohua Zhai, Basil Mustafa, Alexander Kolesnikov, and Lucas Beyer. 2023. Sigmoid loss for language image pre-training. *arXiv preprint arXiv:2303.15343*.

Daniel M Ziegler, Nisan Stiennon, Jeffrey Wu, Tom B Brown, Alec Radford, Dario Amodei, Paul Christiano, and Geoffrey Irving. 2019. Fine-tuning language models from human preferences. *arXiv preprint arXiv:1909.08593*.

Query	Accuracy
Informative	85.80
Visual	86.60

Table 8: Agreement between ChatGPT and our manual check of informative and visual inspections for 500 randomly selected descriptions.

A Prompting Details

To search a diverse set of descriptions, we use the 25 question templates in Table 14 to query the LLM to describe various aspects of the target concepts.

We use ChatGPT (gpt-3.5-turbo-1106¹) to inspect the large number of descriptions. We use the prompt templates in Table 11 and Table 12 to check if each description is informative and if it explains the visual attributes of the target concept, respectively.

¹<https://openai.com/blog/openai-api>

B Models

We use Mistral-7b as our LLM (Jiang et al., 2023). We choose seven different VLMs for our analysis. In parentheses, we mention the vision transformer backbone for each model (Dosovitskiy et al., 2021). CLIP is trained with a contrastive loss on a private dataset of 400M image-text pairs (Radford et al., 2021) (ViT-B-32). ALIGN is also trained with a contrastive loss (Jia et al., 2021), and we use a checkpoint trained on CoYo (Byeon et al., 2022) (base²). EVA (Fang et al., 2023b) is trained on Laion400M (Schuhmann et al., 2022) to reconstruct the CLIP features (ViT-g-14). SigLIP (Zhai et al., 2023) is a CLIP model that uses a sigmoid loss instead of softmax and is trained on WebLi dataset (Chen et al., 2023) (ViT-B-16). MetaCLIP attempts to recreate the CLIP pre-training dataset and uses it to train a similar model (Xu et al., 2023) (ViT-B-16). CLIPA is a CLIP model that uses input masking to improve efficiency (Li et al., 2023c) and is trained on the Laion400M dataset (ViT-H-14-336). DFN (Fang et al., 2023a) uses a data filtering network to filter DataComp1B (Gadre et al., 2023) and trains a CLIP model on the resulting dataset (ViT-H-14-378).

²<https://huggingface.co/kakaobrain/align-base>

	Flowers				CUB			
	Original KL		Relaxed KL		Original KL		Relaxed KL	
	Acc	w/ Info	Acc	w/ Info	Acc	w/ Info	Acc	w/ Info
CLIP	73.65	55.33	68.92	44.08	53.54	83.50	53.75	90.04
ALIGN	62.19	63.92	63.99	60.47	39.66	63.66	39.68	67.88
EVA	79.05	1.80	78.68	0.16	73.52	0.04	75.35	0.12
SigLIP	86.81	44.59	86.45	41.76	65.33	23.06	67.09	9.90
MetaCLIP	73.18	43.06	74.53	17.73	69.99	26.58	68.43	-
CLIPA	79.61	55.18	81.20	61.61	76.99	47.84	77.10	36.78
DFN	88.86	-	89.06	3.73	87.78	0.32	87.92	0.00

Table 9: Classification accuracy and percentage of informative descriptions for Flowers and CUB with relaxed KL penalty (target KL of 20 instead of the original 10 in main experiments). Overall, reducing the KL penalty (i.e., more emphasis on VLM preferences) decreases the number of informative descriptions, which further strengthens our conclusions about the significant role of spurious descriptions in VLM representations.

Query	Describe a photo of a Yellow-billed Cuckoo.	Write a story or narrative inspired by a photo of a Acadian Flycatcher.	How does a photo of a grape hyacinth look like?	How does a photo of a lenten rose look like?
CLIP	The Yellow-billed cuckoo is a medium-sized bird with a dark brown to blackish brown plumage. The average length of a	The Acadian Flycatcher is a medium sized bird, a common spring and summer migrant in eastern North America. Acadian Flycatchers	A grape hyacinth plant (Muscari sp.) has two bright blue flowers at its tip per stalk. The flowers have small, colored dots	"## How does a lenten Rose look? Lenten rose (Helleborus spp.) is a perennial plant native to Europe"
ALIGN	The Yellow-billed cuckoo is a common bird during the spring and summer season. They live throughout the Eastern and Middle United States, diving primarily	"The Acadian Flycatcher is a common summer resident of the forested areas of central and eastern Canada. Before I saw it in person,"	A grape hyacinth is a beautiful flower that grows in the early spring. It has a bell-shaped flower that is blue or purple colored.	A lenten rose flower is an unusual flower that looks like a butterfly when closed, and like a wonder flower when fully open, you can see its
EVA	Yellow-billed Cuckoo, Yellow-billed Cuckoo, Yellow-billed Cuckoo, Yellow-billed Cuckoo	Acadian Flycatcher, Acadian Flycatcher, Acadian Flycatcher, Acadian Flycatcher, Acadian Fly	### Grape hyacinth, grape hyacinth, grape hyacinth, grape hyacinth	## Lenten Rose, Lenten Rose, Lenten Rose, Lenten Rose
SigLIP	"Photo of a Yellow-billed Cuckoo. This image was downloaded from the US Fish & Wildlife Service website. Here's a"	"It's not until after I direct your attention to it that you see the Acadian Flycatcher. Before I point it out, the"	"Here is a grape hyacinth photo that I took. Grape hyacinths look like quite elegant, pretty and delicate flowers,"	"A lenten rose is among my favorite flowers. This post will show you how a photo of a lenten rose looks like. A photo"
MetaCLIP	"Yellow-billed cuckoo The Yellow-billed cuckoo is next on the list of birds that has captured my attention and become"	It's funny how an Acadian Flycatcher is like a blur. I've seen one, but you really don't notice it so	"A grape hyacinth is a beautiful perennial plant that can be grown indoors or outdoors. The common photocopy of the"	Did you know that lenten Rose is one of the first flowers to bloom in spring? Just take a look at this photo, you can see its
CLIPA	The Yellow-billed cuckoo is a distinctive bird that can be found in the forested regions of the Southwest. Even though it's a	The Acadian Flycatcher is a small bird that is gray above with a white belly. It has a gray bill and black eye ring. However,	A photo of a grape hyacinth. The grape hyacinth is a bulb plant perennial with a height of between 6 and	A lenten rose flower is an unusual flower that doesn't look at all like a rose. It is short, bell-shaped, and looks like
DFN	"Yellow-billed Cuckoo Photos Yellow-billed Cuckoo Photos Yellow-billed Cuckoo Photos"	"Acadian Flycatcher Acadian Flycatcher Acadian Flycatcher Acadian Flycatcher "	"A photo of a grape hyacinth. # How does a photo of a grape hyacinth look like? How does the"	"Did you know that lenten Rose is one of the most common plants during springtime? I'm sure you have seen lenten rose flowers"

Table 10: Sample descriptions generated in response to four different queries for various VLMs.

Type	Content
System	You are a knowledgeable teacher. Answer the questions in JSON format.
User	You want to explain what a tench is to your students. Does the following text snippet mention any specific details about tench that increases your students' knowledge about tench? Answer yes or no. Provide an explanation for your answer. Text snippet: A photo of a tench, with dark green color.
Assistant	{ "explanation": "It teaches the students about the color of a tench.", "increases_knowledge": "Yes" }
User	You want to explain what a {Class Name} is to your students. Does the following text snippet mention any specific details about {Class Name} that increases your students' knowledge about {Class Name}? Answer yes or no. Provide an explanation for your answer. Text snippet: {Description}

Table 11: Prompting template for ChatGPT to determine if a description provides additional information about the corresponding concept.

Type	Content
System	You are a knowledgeable teacher. Answer the questions in JSON format.
User	You want to explain to your students how a tench looks like. Does the following text snippet mention any specific information that describes the physical appearance of a tench which helps your students recognize a tench when they see it? Answer yes or no. Provide an explanation for your answer. Text snippet: A photo of a tench, with dark green color.
Assistant	{ "explanation": "It describes the color, which helps recognize a tench.", "provides_visual_description": "Yes" }
User	You want to explain to your students how a {Class Name} looks like. Does the following text snippet mention any specific information that describes the physical appearance of a {Class Name} which helps your students recognize a {Class Name} when they see it? Answer yes or no. Provide an explanation for your answer. Text snippet: {Description}

Table 12: Prompting template for ChatGPT to determine if a description explains the physical appearance of the corresponding concept.

	Flowers					Pets					CUB				
	All	No Info	With Info	Non-Visual Info	Visual Info	All	No Info	With Info	Non-Visual Info	Visual Info	All	No Info	With Info	Non-Visual Info	Visual Info
CLIP	2550	1139	1411	898	512	925	353	571	254	313	5000	825	4175	1502	2672
ALIGN	2550	920	1630	710	920	925	289	636	281	354	5000	1817	3183	2585	595
EVA	2550	2504	46	-	-	925	925	0	-	-	5000	-	-	-	-
SigLIP	2550	1412	1137	369	767	925	752	173	-	-	5000	3846	1153	-	-
MetaCLIP	2550	1452	1098	-	-	925	627	298	125	171	5000	3670	1329	-	-
CLIPA	2550	1143	1407	581	826	925	678	247	87	160	5000	2608	2392	1451	941
DFN	2550	-	-	-	-	925	-	-	-	-	5000	4984	16	-	-

	Stanford Dogs					Aircrafts					Stanford Cars				
	All	No Info	With Info	Non-Visual Info	Visual Info	All	No Info	With Info	Non-Visual Info	Visual Info	All	No Info	With Info	Non-Visual Info	Visual Info
CLIP	3000	1528	1471	979	492	2500	1053	1446	1297	148	4900	2721	2179	-	-
ALIGN	3000	780	2216	985	1231	2500	860	1640	1479	161	4900	2799	2101	1919	182
EVA	3000	1902	1098	759	338	2500	1770	730	-	-	4900	-	-	-	-
SigLIP	3000	2370	630	-	-	2500	2366	134	-	-	4900	4412	488	-	-
MetaCLIP	3000	1458	1542	841	700	2500	-	-	-	-	4900	-	-	-	-
CLIPA	3000	633	2364	941	1419	2500	2344	156	-	-	4900	-	-	-	-
DFN	3000	2312	687	-	-	2500	-	-	-	-	4900	-	-	-	-

Table 13: Breakdown of the number of informative and spurious descriptions as well visual and non-visual descriptions for experiments in which LLM-generated descriptions perform better than the generic template set.

Describe a photo of a CLASS NAME.
How does a photo of a CLASS NAME look like?
What are useful visual features for distinguishing a CLASS NAME in a photo?
Write a caption for an image of a CLASS NAME.
Describe the distinguishing visual characteristics of a CLASS NAME.
Describe a CLASS NAME.
How can one distinguish the images of a CLASS NAME?
Write a sentence about the visual characteristics of a CLASS NAME.
What are some unusual or creative ways to capture a CLASS NAME in a photo?
What is the typical composition or framing of a CLASS NAME in photography?
Write a poem inspired by the visual characteristics of a CLASS NAME.
Write a short story inspired by a photo of a CLASS NAME.
Critique a photo of a CLASS NAME and provide suggestions for improvement.
Interpret the symbolism in a photo of a CLASS NAME.
Compare and contrast the visual characteristics of different CLASS NAME.
What is the significance of the CLASS NAME in photography?
Identify the key elements or objects in a photo of a CLASS NAME and explain their significance.
Research and find examples of different styles or approaches to photographing a CLASS NAME and analyze their effectiveness.
Write a story or narrative inspired by a photo of a CLASS NAME.
Write a short story using a CLASS NAME as the main subject.
Analyze the composition of a photo featuring a CLASS NAME.
Write a review of a photography exhibit featuring images of CLASS NAME.
Write a critique of a photograph featuring a CLASS NAME analyzing its composition, lighting, and overall effectiveness.
Write a review of a photograph featuring a CLASS NAME and its artistic merit.
Critique a photo of a CLASS NAME and provide constructive feedback for improvement.

Table 14: Diverse question templates to query the LLM to explain various aspects of each concept.