

# Distance-critical and distance-redundant graphs

Andrew M. Steane

*Department of Atomic and Laser Physics, Clarendon Laboratory,  
Parks Road, Oxford, OX1 3PU, England.*

---

## Abstract

If a vertex in a graph can be deleted without affecting distances among the other vertices, we shall say it is *distance-redundant*. Graphs with all, some or no such vertices are discussed. (The latter class was termed *distance-critical* by Erdős and Howorka).

*Keywords:* Shannon game, distance, graph, enumeration, twins, distance-critical

---

## 1. Notation and background

$G(V, E)$  is a simple undirected graph (no self-loops, no repeated edges) with vertex-set  $V$  and edge-set  $E$ .  $u, v, w$  are vertices.  $d_u$  is the degree of vertex  $u$ .  $d(u, v)$  is the distance between  $u$  and  $v$ .  $N(u)$  is the open neighbourhood of  $u$ .  $N[u]$  is the closed neighbourhood of  $u$ .  $G - v$  signifies the graph obtained by removing vertex  $v$  and its associated edges from  $G$ ; (thus  $G - v$  has vertex set  $V \setminus \{v\}$  and edge set  $E \setminus \{vw : w \in N(v)\}$ ). Such an operation is called either *removal* or *deletion* of a vertex (these are synonyms in this paper). The tensor product of two graphs  $A$  and  $B$  is denoted  $A \otimes B$  and is defined as that graph whose adjacency matrix is the Kronecker product of those of  $A$  and  $B$ .  $K_n$  is the complete graph on  $n$  vertices.[1, 11]

The background to this work is two-fold. The idea that a vertex may be superfluous (for some purposes) arises in the study of the Shannon switching game on vertices.[8, 7, 10] A vertex may not contribute usefully to some task such as forming a coloured path, for example, because some other nearby vertex does the same and more. It occurred to the author that this idea has wider application to the study of distance between vertices in graphs, and of isometric operations (i.e. those that leave distances unchanged). The present paper defines a notion of redundancy and criticality regarding distance in simple graphs, and sets out a survey of properties related to this. Among other things we will be interested in those graphs in which it is not possible to remove a vertex without increas-

ing the distance between some other pair of vertices. These graphs were termed *distance-critical* by Erdős and Howorka, who gave limits on an upper bound on the number of edges.[3] This term is not widely used, however, which suggests it has not been widely studied. The diameter-critical graphs, by contrast, have received much attention.[9, 4, 2]

The present discussion presents many small results as opposed to a few large ones, but some that are easy to prove were not easy to think of, and some are surprising. Section 2 presents a relation leading to a partial ordering of vertices which is invoked in some of the later arguments. Section 3 defines *distance redundancy* and obtains some basic facts. Section 4 gives an introduction to graphs which are critical with respect to this property. The later sections comment on random graphs, generation, tensor products, enumeration and on the idea of recursively pruning the redundant vertices so as to obtain an isometric smaller graph. I don't know if any of this will be of practical importance, but the basic idea is quite simple and natural, which suggests it may contribute to other studies in graph theory.

## 2. On the 'surrounds' relation

**Definition** Vertex  $v$  *surrounds* vertex  $u$  iff  $N(u) \subset N[v]$ .

**Definition** Vertices  $u$  and  $v$  are *twins* if either  $N(u) = N(v)$  (called *weak twins*) or  $N[u] = N[v]$  (called *strong twins*).

In the literature there is also the terminology ‘weak and strong siblings’ and the terminology ‘false and true twins’ referring to this same concept. When we assert that a vertex is a twin we allow that there may be more than one other vertex having the same neighbourhood (thus a set of twins can be of any size greater than 1). According to our terminology, a pair (or more) of isolated vertices are twins.<sup>1</sup> The term ‘surrounds’, by contrast, is not currently established; it is introduced here and in [10].

**Lemma 2.1.** *(Simple observations):*

- i. A simplicial vertex is surrounded by all its neighbours.
- ii. If  $u$  and  $v$  surround each other then they are twins.
- iii. A surrounded vertex cannot be a cut-vertex (also called articulation vertex).
- iv. If  $u$  is surrounded by a vertex of the same degree then they are twins.
- v. If  $v$  surrounds  $u$  in  $G$  then  $u$  surrounds  $v$  in the complement graph  $\bar{G}$ .

**Proof** The first two are easy to prove. For the third, observe that if  $u$  is surrounded by  $w$  then for every path  $s$ - $u$ - $v$  (for vertices  $s, u, v$ ) there is a path either  $s$ - $v$  or  $s$ - $w$ - $v$  so  $s$  and  $v$  are still in the same connected component after deletion of  $u$ . ■

For item (iv), let  $v$  be the surrounding vertex, and let  $d_u, d_v$  be the degrees of  $u$  and  $v$  respectively. If  $v$  is not adjacent to  $u$  then  $|N(u)| = d_u$  of its edges go to neighbours of  $u$ . If  $d_v = d_u$  then  $v$  has no other edges, therefore  $u$  is adjacent to all of  $N(v)$ , therefore  $u$  surrounds  $v$  so they are twins. If  $v$  is adjacent to  $u$  then  $|N(u)| - 1 = d_u - 1$  of its edges go to  $N(u)$  and one goes to  $u$ . If  $d_v = d_u$  then it has no other edges, therefore  $u$  is adjacent to all of  $N[v]$ , therefore  $u$  surrounds  $v$  so they are twins. ■

For item (v), observe that since there is an edge between  $v$  and every neighbour of  $u$  in  $G$ , there must be a non-edge between  $v$  and every non-neighbour of  $u$  in  $\bar{G}$ . Hence in  $\bar{G}$  all edges from  $v$  go to neighbours of  $u$ , hence  $u$  surrounds  $v$ . ■

It follows that  $G$  has no surrounded vertices iff  $\bar{G}$  has no surrounded vertices. Hence graphs with no

surrounded vertices come in pairs whenever  $G \neq \bar{G}$ , and so do graphs with all surrounded vertices.

**Notation:** The notation  $v \succ u$  shall signify that  $v$  surrounds  $u$  and is not surrounded by  $u$ . The notation  $v \succeq u$  shall signify that  $v$  surrounds  $u$  and may or may not be surrounded by  $u$ . The notation  $v \cong u$  shall signify that  $u$  and  $v$  are twins. The notation  $v \prec u$  is equivalent to  $u \succ v$ .

**Lemma 2.2.** *The surrounding relation is a partial ordering.*

**Proof** We show the three required properties. (1)  $u \succeq u$  by the definition of ‘surrounds’. (2) If  $u \succeq v$  and  $v \succeq u$  then  $u \cong v$ ; this was already mentioned in item (ii) of lemma 2.1. (3) If  $w \succeq v$  and  $v \succeq u$  then  $w \succeq u$ ; this is obvious from the definitions. ■

Some simple consequences.

If  $u \succeq v$  and  $v \succeq w$  and  $w \succeq u$  then  $u \cong v \cong w$ .

It follows that in the directed graph of surrounding relations (that is, the directed graph in which there is an arc from  $u$  to  $v$  iff  $u \succeq v$  in  $G$ ) all cycles can be traversed in either direction (in other words, there are no cycles without this property). Also, if all vertices in a graph are surrounded then there must be at least two twins.

**Lemma 2.3.** (i) *If  $w \succeq v \succeq s$  in  $G$ , for distinct vertices  $s, v, w$ , then  $w \succeq v$  in  $G - s$ .*

(ii) *If  $w \succeq v$  and  $u \succeq s$  in  $G$ , for distinct vertices  $u, v, w, s$ , then  $w \succeq v$  in  $G - s$ .*

**Proof** The only edges affected by the deletion of  $s$  are those incident on  $s$ . It follows that if  $w$  is not a neighbour of  $s$  then deletion of  $s$  does not change  $N(w)$ . Meanwhile the deletion of  $s$  can only remove, not add, members to  $N(v)$ , so  $v$  will still be surrounded by  $w$ . In the case where  $w$  is a neighbour of  $s$  then  $N(w)$  will lose one member, but this same member (namely  $s$ ) either was not present in  $N(v)$  or is also removed from  $N(v)$ , so  $w$  will still surround  $v$ . ■

**Definition** A graph operation is termed *isometric* if it preserves the distances among vertices present before and after the operation.

<sup>1</sup>In the literature, a graph without weak twins is called a *matting-type graph* or a *point determining graph*. [5]

(According to the terminology adopted here, the deletion of a cut-vertex is not an isometric operation.)

**Theorem 2.4.** (i) *Removing all but one of each set of twins is isometric.*

(ii) *Removing all non-twin surrounded vertices is isometric.*

**Proof** (i) is obvious but if the reader desires further demonstration, see the observations on distance-redundant vertices made in the rest of the paper. To prove (ii) we first consider the removal of a single vertex  $s$ . If  $v \succ s$  then for every path of least distance between vertices  $u \neq s$  and  $w \neq s$  involving the walk  $nsm$  (where  $\{n, m\} \in N(s)$ ) there is another path of the same length where this section is replaced by  $nvm$ . It follows that the removal of  $s$  is isometric. The case of multiple surrounded vertices is treated by induction employing lemma 2.3, as follows. Let  $S$  be the set of non-twin surrounded vertices in  $G$ . Pick any two members  $(s, v)$  of  $S$ . Since they are not twins the only possibilities are that one surrounds the other or that neither surrounds the other. These possibilities are the ones considered in the two parts of lemma 2.3. It follows that we can always remove one of them from  $G$  (which we already proved to be isometric) while leaving the other still surrounded. Continuing thus we can eventually remove all of  $S$  by isometric operations. ■

In such a sequence of deletions, one or more vertices in  $S$  that are not twins in  $G$  may become twinned with other vertices in the subgraph obtained by deletion. However the vertex/vertices with which they are twinned will not themselves be in  $S$  so it never happens that all members of a set of twins are deleted.

**Corollary 2.5.** *Every cut-set contains at least one vertex which is either a twin or not surrounded.*

**Theorem 2.6.** *If two graphs each have no surrounded vertex then their tensor product has no surrounded vertex.*

**Proof** Let  $A, B$  be the two graphs and  $T = A \otimes B$ . Consider the vertex  $(u, v)$  in  $T$ , where  $u \in A, v \in B$ . Some other vertex  $(s, t)$  surrounds  $(u, v)$  iff it is adjacent to all the neighbours of  $(u, v)$  that are

not itself. Those neighbours are the vertices  $(u_i, v_j)$  where  $u_i \in N(u)$  and  $v_j \in N(v)$ . In order that  $(s, t)$  shall surround  $(u, v)$ , therefore, we require that  $s$  is adjacent to all of  $N(u) \setminus \{s\}$  and  $t$  is adjacent to all of  $N(v) \setminus \{t\}$ . This can happen only in the following situations:  $(s = u$  and  $t \succeq v)$  or  $(t = v$  and  $s \succeq u)$  or  $(s \succeq u$  and  $t \succeq v)$ . However if neither graph has any surrounded vertex then none of these cases can arise for any  $(u, v)$ , hence no vertex in  $T$  is surrounded. ■

It is possible for a tensor product of graphs with all surrounded vertices to have no surrounded vertices; an example is  $K_3 \otimes K_3$ .

**Algorithms.** *A simple matrix method to find surrounding-surrounded vertex pairs.* For a matrix  $M$  let  $[M]_{j,k}$  denote the element at row  $j$ , column  $k$ . Let  $a$  be the adjacency matrix of a graph  $G$ . Then  $v \succeq u$  in  $G$  iff  $[a^2 + a]_{u,v} = d_u$ . (The matrix  $a^2$  can be obtained from  $a$  without a matrix multiplication by regarding each row of  $a$  as a single binary number; one combines these binary numbers in pairs by bitwise AND operations, recording the Hamming weight (sum of binary digits) of the results.)

To find twins one may use lemma 2.1(iv). Another simple way is to regard each row of the adjacency matrix as a single binary number. One sorts these binary numbers (keeping track of which is which) and then looks for equal adjacent entries in the sorted list. This reveals the weak twins. To find the strong twins, perform the same operation but starting from the matrix  $a + I$  where  $I$  is the identity matrix.

### 3. Distance-redundancy

**Definition** A vertex is *first-order distance redundant* iff its removal does not change any distance among the other vertices.

**Definition** A vertex  $u$  is  *$k$ 'th-order distance redundant* iff its removal does not change the distance between any pair of vertices  $\{v, w\}$  satisfying  $d(u, v) \geq k, d(u, w) \geq k, d(v, w) \geq 2k$ .

(The first-order definition here is subsumed by the general definition; it has been included for clarity.)

The idea behind these definitions is that deletion of a vertex may affect distances among nearby ver-



Figure 1: Illustration of weak link (left) and strong link (right).

tices without affecting distances among those further away. It follows, for example, that if we wish to learn the distance between two vertices  $\{t_1, t_2\}$  and we have found a first-order distance redundant vertex  $u \notin \{t_1, t_2\}$  then we could first delete  $u$  and then find  $d(t_1, t_2)$  in the resulting smaller graph. Equally, if we have established that  $d(t_1, t_2) \geq 4$  then we could remove a vertex  $u$  which is 2nd-order distance redundant and not in  $N[t_1] \cup N[t_2]$  and then find  $d(t_1, t_2)$  in the resulting smaller graph.

In the following we use the unadorned term ‘redundant’ as a shorthand for first-order distance redundant.

### 3.1. Properties associated with redundant vertices

A redundant vertex has near to it some set of vertices providing 2-walks between its neighbours; in the case of a surrounded vertex there is such a set with just one member.

**Lemma 3.1.** (Simple observations):

- i. A surrounded vertex is redundant.
- ii. A cut-vertex is not redundant.
- iii. If a vertex is  $k$ 'th-order redundant then it is also  $(k + 1)$ 'th-order redundant.
- iv. A vertex of degree 2 is redundant iff it is surrounded.
- v. Every vertex in a graph of diameter  $D$  is  $\lceil (D + 1)/2 \rceil$ -order redundant.

(i)–(iv) are straightforward. Item (v) follows from the observation that there are no vertices at distances  $\geq 2k$  when  $2k$  exceeds the diameter.

**Definition** A pair of vertices is *weakly linked* iff they are not adjacent and there is one and only one 2-walk between them. (c.f. Fig. 1.) A pair of vertices is *strongly linked* iff they are either adjacent or have more than one 2-walk between them. Thus  $u$  and  $v$  are strongly linked iff either  $v \in N(u)$  or  $|N(u) \cap N(v)| \geq 2$ .

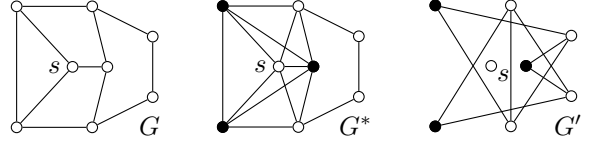


Figure 2: Illustration of redundancy. The left diagram shows a graph  $G$ . The middle diagram shows  $G^*$  which is given by  $G$  with edges added between strongly linked vertices. The neighbours of vertex  $s$  in  $G$  are indicated by filled symbols in  $G^*$ ; the subgraph of  $G^*$  induced by these vertices is a complete graph. The right diagram shows  $G'$ , a graph in which each edge indicates a weak link in  $G$ . Here the filled vertices induce an empty graph.

A useful way to think about first-order redundant vertices is the following. Consider a vertex  $s$ . We take the subgraph induced by  $N(s)$ , and add to it edges between any vertices which are strongly linked in the original graph. If the result is a complete graph,  $s$  is redundant (see Fig. 2).

Alternatively, one may take a given graph  $G$  and then construct alongside it a graph  $G'$  whose vertices correspond to those of  $G$  and which has no edges in the first instance. Then add to  $G'$  an edge between any pair of vertices for which the corresponding pair in  $G$  is weakly linked. A vertex  $v$  in  $G'$  is redundant iff there are no edges in  $G'$  among the vertices corresponding to  $N(v)$ .

**Lemma 3.2.** If  $u$  and  $v$  are redundant in  $G$  and  $d(u, v) > 2$ , then  $v$  is redundant in  $G - u$ .

**Corollary 3.3.** If  $S$  is a set of redundant vertices whose members are all at distance  $> 2$  from each other, then deletion of all the vertices in  $S$  is isometric.

**Proof** The deletion of  $u$  only removes from  $G$  edges incident on  $u$ . None of these edges is incident on a neighbour of  $v$  because  $d(u, v) > 2$ . Therefore no neighbour of  $v$  loses an edge when  $u$  is deleted. Therefore any pair of those neighbours which were strongly linked in  $G$  remain strongly linked in  $G - u$ . Hence they are all strongly linked, hence  $v$  is redundant in  $G - u$ . The corollary then follows. ■

Let  $N_k(v)$  be the set of vertices at distance  $k$  from  $v$ . Let  $w_k(u, v)$  be the number of  $k$ -walks between vertices  $u$  and  $v$ .

**Lemma 3.4.** Vertex  $s$  is  $k$ 'th-order redundant iff  $w_{2k}(u, v) \neq w_k(u, s)w_k(s, v) \forall \{u, v : u \in N_k(s), v \in$

$N_k(s), d(u, v) = 2k\}$ . (For example,  $s$  is 1st-order redundant iff the number of 2-walks between each non-adjacent pair of its neighbours is not equal to 1.)

**Proof** Vertex  $s$  is redundant iff its deletion will increase the distance between two members of  $N_k(s)$  which are separated by a distance  $2k$  (the distance between them cannot be greater than  $2k$  or they would not both be in  $N_k(s)$ ). This increase will happen iff all walks of length  $2k$  between two such vertices pass through  $s$ . For any pair of vertices  $u, v$  the number of walks of length  $2k$  between  $u$  and  $v$  via  $s$  is equal to  $\sum_{t=1}^{2k-1} w_t(u, s)w_{2k-t}(s, v)$  (since one must first walk from  $u$  to  $s$  and then from  $s$  to  $v$ ). The conditions of the lemma stipulate that  $w_t(u, s) = 0$  for  $t < k$  and  $w_{2k-t}(s, v) = 0$  for  $2k - t < k$ . Therefore the only non-zero term in the sum is  $w_k(u, s)w_k(s, v)$ . Now  $w_{2k}(u, v)$  is by definition the total number of walks of length  $2k$  between  $u$  and  $v$ . Therefore all walks of length  $2k$  from  $u$  to  $v$  pass via  $s$  iff  $w_{2k}(u, v) = w_k(u, s)w_k(s, v)$ . Hence if this equality does not hold then either there are fewer or more walks. But the conditions stipulate that there are at least this number, because  $u$  and  $v$  are at distance  $k$  from  $s$ . Hence there is one or more walk (between  $u$  and  $v$ ) of length  $2k$  not involving  $s$  iff the inequality stipulated in the lemma holds. ■

#### 4. Weak and strong graphs

We now discuss those graphs in which either all vertices are redundant or none are. We shall use the terminology ‘strongly linked graph’ for a graph in which all vertices are redundant (reflecting the role of strong links in redundancy) and ‘weakly linked graph’ for a graph in which no vertices are redundant (reflecting the role of weak links in such graphs). We will normally shorten this terminology to ‘strong graph’ and ‘weak graph’. Neither a strong graph nor a weak graph need necessarily be connected (that is, have just one connected component) but weak graphs have no isolated vertices.

Most graphs are neither weak nor strong. Trees with more than two vertices are neither weak nor strong. A vertex transitive graph must be either weak or strong.

##### 4.1. Strong graphs

**Lemma 4.1.** *A graph has all vertices redundant iff it has no weakly linked pairs of vertices.*

**Corollary 4.2.** *A graph has all vertices redundant iff no element of  $(a^2 + 2(a + I))$  is equal to 1, where  $a$  is the adjacency matrix and  $I$  the identity matrix.*

**Proof** If there were a weakly linked pair then the vertex adjacent to that pair would not be redundant; if there is no weakly linked pair then every vertex neighbourhood is strongly linked, therefore every vertex is redundant. The corollary is straightforward. ■

**Lemma 4.3.** *In a graph of order  $n$  with all vertices redundant, (a “strong graph”):*

- i. *There are no pendants (vertices of degree 1) except in components equal to  $P_2$ .*
- ii. *For all  $u$ , any vertex  $v \notin N(u)$  which is adjacent to a member of  $N(u)$  is also adjacent to another member of  $N(u)$ .*
- iii. *Neighbours of a degree-2 vertex are twins.*
- iv. *If the graph is connected then the diameter is at most  $\lfloor n/2 \rfloor$ .*

**Proof** (i) If there were a pendant its neighbour would not be redundant (except in the graph  $P_2$ ). (ii) Is so because otherwise there would be a weak link, such that the member of  $N(u)$  adjacent to  $v$  would not be redundant (c.f. also lemma 4.1). (iii) Let  $v, w$  be the neighbours of a degree-2 vertex  $u$  and suppose  $v$  has no twin and degree  $d_v > 1$ . In this case one of  $v$  and  $w$  is not redundant because either there will be a weak link between  $u$  and a neighbour of  $v$  not in  $N[w]$ , or  $v$  itself has degree 2 with its other edge going to  $w$ . But in the latter case  $w$  is a cut-vertex if it has degree above 2, which cannot happen in a strong graph. The alternative is that  $\{u, v, w\}$  forms a component  $K_3$  but in that case  $v$  and  $w$  are twins. (iv) Consider a pair of vertices at the maximal distance and let  $p_1$  be the set of vertices on a shortest path between them, excluding the vertices themselves (thus for diameter  $D$ ,  $|p_1| = D - 1$ ). To ensure that vertices on this path are not redundant, we require that for each  $v \in p_1$  there is another shortest path which does not include  $v$ . This requires that the set of shortest paths (between the given vertices) satisfies  $p_1 \cap p_2 \cap \dots \cap p_k = \emptyset$ . But this implies  $|p_1 \cup p_2 \cup \dots \cup p_k| \geq 2|p_1|$ . It follows that  $n \geq 2|p_1| + 2 = 2D$ . ■

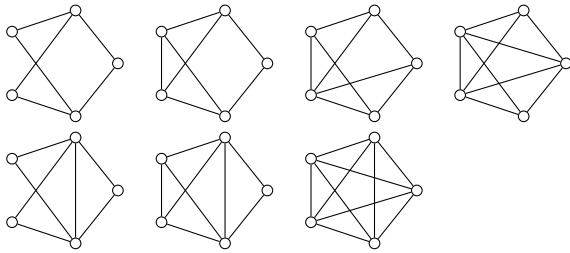


Figure 3: Connected strong graphs of order 5. All can be constructed as described in the proof of lemma 4.4; the first four using weak twins, the last three using strong twins.

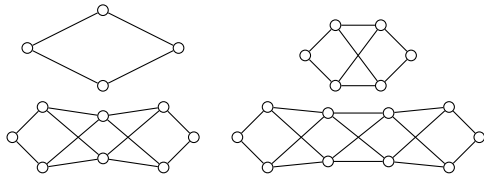


Figure 4: Strong graphs with diameter  $n/2$  and no strong twins. There is only one such graph at each even  $n$ . The first four of an infinite sequence are shown.

The connected strong graphs on 5 vertices are shown in figure 3. When considering these and larger graphs, one wishes to know what generic properties they have (beside the defining property). For example, are there any excluded subgraphs? The answer to this is no, as the following construction shows:

- Lemma 4.4.**
- i. Every graph of order  $n$  is an induced subgraph of a strong graph of order  $n+2$ .
  - ii. Every graph of order  $n$  with  $k$  non-redundant vertices is an isometric induced subgraph of some strong graph of order  $\leq n+k$ .

**Proof** (i) To make a strong graph starting from any graph  $G$ , add two further vertices, making each of them adjacent to all the vertices in  $G$ . The resulting graph is strong since the two added vertices surround all the other vertices and each other. (ii) To make a strong graph of which  $G$  is an isometric induced subgraph, split each non-redundant vertex into a pair of twins. For each vertex  $v$  involved in this operation, the resulting twins are clearly redundant, and any  $w \in N(v)$  which was redundant remains so, because for each 2-walk from a neighbour of  $w$  to  $v$  there will now also be a 2-walk to the newly introduced twin of  $v$ . But since  $w$  was redundant those 2-walks come in pairs (making strong links) where necessary, and therefore so will the new 2-walks. This suffices to guarantee that the new weak links come in pairs, making strong links, such that  $w$  remains redundant. ■

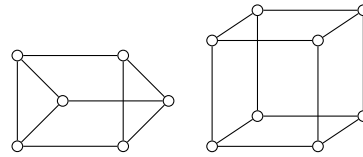


Figure 5: Two graphs with all vertices redundant, none surrounded. The triangular prism is the smallest such graph. The cube is the smallest such graph with diameter above 2.

All the graphs shown in figure 3 can be generated from the four graphs of order 3 by using part (i) of this construction. This method produces graphs of low diameter—at most 2. The method of part (ii) requires further vertices but preserves the diameter.

Let us now focus attention on graphs of diameter greater than 2. These first appear at order 6. Figure 4 shows the first four of an infinite sequence of graphs of even order having diameter  $n/2$ —the maximum possible (lemma 4.3iv). This structure is well known in the study of the Shannon game where it is sometimes called a *chain*. [7] If the end vertices are coloured and then two players take successive turns, one colouring and the other deleting one uncoloured vertex per turn, then for graphs of this kind the colourer can guarantee to colour a complete path between the ends whether they play first or second.

Observe next that the addition or removal of an edge between twins does not change any distance in the graph except that between those vertices (changing it from 2 to 1 or 1 to 2). Therefore for every strong graph containing weak twins there is a further strong graph containing strong twins with only moderately different properties. It follows that to understand the structure of strong graphs in general it is sufficient to understand the structure of strong graphs having no strong twins.

A numerical survey revealed that the fraction of all connected graphs of given order which are strong falls approximately exponentially with  $n$ , for  $n < 12$ , falling below 10% at  $n = 9$ . The fraction of connected graphs with diameter above 2 which are strong falls below 1% at  $n = 10$ . In this sense strong graphs are rare (but not nearly as rare as weak graphs). For further information on their abundance see section 6.

#### 4.1.1. Redundant and not surrounded

An interesting subclass of strong graphs is those that have no surrounded vertices. Figure 5 shows

| graph                           | vertices   | diameter |
|---------------------------------|------------|----------|
| triangular prism                | 6          | 2        |
| $K_3 \otimes K_3$               | 9          | 2        |
| Shrikhande                      | 16         | 2        |
| Clebsch (folded 5-cube)         | 16         | 2        |
| Kneser( $n, 2$ ) for $n > 5$    | ${}^n C_2$ | 2        |
| Kneser( $n, 3$ ) for $n > 8$    | ${}^n C_3$ | 2        |
| crown $n > 3$                   | $2n$       | 3        |
| icosahedron                     | 12         | 3        |
| distance-3 graph of Heawood     | 14         | 3        |
| Gosset                          | 56         | 3        |
| Hadamard                        | 32         | 4        |
| hexacode                        | 36         | 4        |
| Hadamard                        | 48         | 4        |
| Suetake                         | 72         | 4        |
| co-cliques in Hoffman-Singleton | 100        | 4        |
| doubled Gewirtz                 | 112        | 5        |
| many Johnson graphs             |            |          |
| $k$ -cube                       | $2^k$      | $k$      |

Table 1: Example graphs with all vertices redundant and none surrounded.

the smallest two examples. Table 1 lists some named graphs which have this property.

For 8 vertices there are 21 graphs with all vertices redundant and none surrounded. All but two of them have diameter 2. Those with diameter 3 are the cube and the cube plus two parallel face-diagonals.

The  $k$ -cube graph has all vertices redundant and not surrounded. It has  $2^k$  vertices and diameter  $k$ .

**Conjecture** The maximum diameter of a graph of order  $n$  with all vertices redundant and none surrounded is  $\lfloor \log_2(n) \rfloor$ ; for each  $n$  equal to a power of 2 this maximum is realised only by the  $k$ -cube and graphs of which the  $k$ -cube is a subgraph.

From a practical point of view, strong graphs with no surrounded vertices realise a judicious compromise between redundancy and efficiency. In applications such as communications networks, a little redundancy may be beneficial so that communications do not break down entirely when one node is occupied or not available, but if the edges are themselves costly it may be inefficient to allow one node to surround another. The  $k$ -cube is already a recognised solution that has been adopted in networks of processors for parallel computing.

#### 4.2. Weak graphs (a.k.a. distance-critical graphs)

The graphs we are calling ‘weakly linked’ are the very ones previously termed *distance-critical* by Erdős and Howorka.[3] The term *distance-critical* is, I think, more informative for general usage in the literature, but I shall employ ‘weak’ here for the convenience of brevity.

The weak graphs begin at order  $n = 5$  where there is one weak graph. Those of order in the range 5–8 are shown in Figs 6, 7.

**Lemma 4.5.** *A graph is weak iff every vertex is part of a chordless cycle of length greater than 4.*

**Proof** There are no endpoints in a weak graph so every vertex is in one or more cycles. For any given vertex  $v$ , a triangle or a square of which it is a part both imply a strong link between the relevant pair of neighbours of  $v$ . But in order for  $v$  to be non-redundant there must be a pair of neighbours which are not strongly linked. Therefore  $v$  is part of a chordless cycle longer than 4. The reverse implication also follows. ■

**Corollary 4.6.** *The graphs with no endpoints, no isolated vertices and no cycles of length less than 5 are weak. For example, bi-connected graphs of girth above 4 are weak.*

**Lemma 4.7.** *Every graph of order  $n$  with no isolated vertices and  $k$  redundant vertices is an induced subgraph of some weak graph of order  $\leq n + k + 1$ .*

**Proof** We present a construction to make a weak graph starting from any graph  $G$  having no isolated vertices. If in the given graph  $G$  there are  $k$  redundant vertices then attach to it a  $k$ -legged ‘spider’ as follows. First form the disjoint union of  $G$  with a star graph on  $k + 1$  vertices. Then attach each redundant vertex in the graph to a pendant vertex in the star. The resulting graph is weak because it introduces a weak link around every vertex which had been redundant, and the introduced vertices also participate in weak links. ■

For many starting graphs there are constructions resulting in a weak graph smaller than the one obtained by this ‘spider’ construction; there are examples in the figures. For example, if there are less

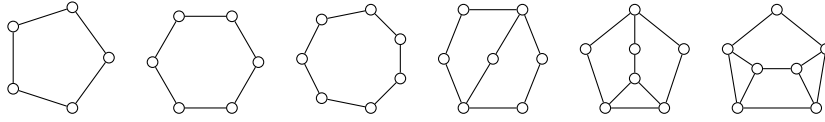


Figure 6: The weak graphs on up to 7 vertices.

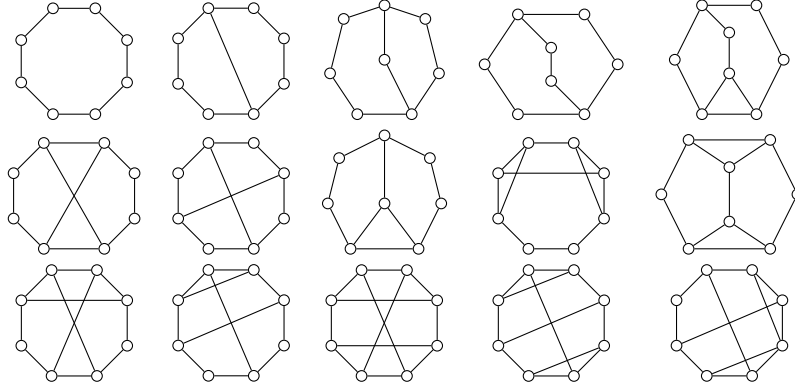


Figure 7: The weak graphs on 8 vertices. The first 5 are examples of the construction indicated in lemma 4.7. The 13th is a cube with two edges moved.

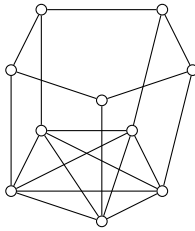


Figure 8: A weak graph which contains  $K_5$  as a subgraph. This is the only weak graph of order below 11 having this property.

than three redundant vertices it is always sufficient to add two further vertices to make the graph weak, and it may not be necessary to add any new vertices (as, for example, when one converts a path to a cycle). A further interesting example is shown in Fig. 8 which shows the smallest weak graph containing the complete graph  $K_5$  as a subgraph.

The above constructions may reduce the graph diameter. A construction which does not reduce the graph diameter is to introduce, for every redundant vertex, a path graph  $P_4$  and attach its ends to the redundant vertex, creating a chordless 5-vertex cycle. Alternatively, introduce a pair of connected vertices (the graph  $P_2$ ) and attach it to two non-adjacent neighbours of the non-redundant vertex, thus creating a chordless 5-cycle.

**Theorem 4.8 (Erdős and Howorka).** [3] *The*

*number of edges in a weak graph of order  $n$  is bounded from above by  $|E| \leq n(n-1)/2 - f(n)$  where  $f(n)$  is of order  $\sqrt{2}n^{3/2}$ .*

The implication of this result is that a graph can have a lot of edges while still remaining weak. Comparing  $|E|$  with the number of vertex-pairs in the graph, we have  $|E|/{}^nC_2 \simeq 1 - 2\sqrt{2}n^{-1/2}$  for  $n \gg 1$  when  $|E|$  is at the upper bound, which indicates that most vertex-pairs can be adjacent for large  $n$ .

Erdős and Howorka express their limit in the form  $(1/\sqrt{2} + O(1))n^{3/2} \leq f(n) \leq (\sqrt{2} + O(1))n^{3/2}$  which amounts to the above. They add that they suspect  $f(k(k-5)/2 + k) = (k^3 - 6k^2 + 7k)/2$ . This formula gives  $f(5) = 5$  which is correct, and  $f(9) = 21$  which is incorrect because for  $n = 9$  the maximum edge count is 18, leading to  $f(9) = 18$ . This does not deny that the formula may be accurate at many other values of  $n$ .

#### 4.2.1. Weak and $(k > 1)$ -order redundant

The smallest graph with no  $k$ -th order redundant vertex is of order  $4k + 1$  and is the cycle graph. The smallest graph with no  $k$ 'th-order redundant vertex and which is not a cycle graph is of order  $6k + 1$ . This can be seen by merging two cycle graphs.

For even  $n$ , a weak graph of order  $n$  and diameter  $n/2$  with all vertices 2nd-order redundant can be



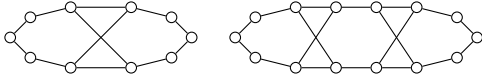


Figure 9: The first two in a sequence of weak graphs with all vertices 2nd-order redundant.

constructed as shown in Fig. 9.

## 5. Tensor products

**Theorem 5.1.** i. *The tensor product of two weak graphs is weak.*

ii. *The tensor product of two strong graphs without endpoints is strong.*

**Proof** (i) Let the graphs be  $A$  and  $B$  and their tensor product be  $T$ . To each vertex in  $T$  there corresponds a pair of vertices  $u \in A$ ,  $v \in B$ . By lemma 4.5,  $u$  is a member of a chordless cycle in  $A$  of length  $l(u) > 4$ , and similarly for  $v$  in  $B$ . Label the members of these cycles  $A_1, A_2, \dots, A_{l(u)}$  and  $B_1, B_2, \dots, B_{l(v)}$ , respectively. In the tensor product graph there will be a cycle  $(A_1, B_1), (A_2, B_2), \dots$  where either vertex-list loops around when its cycle closes. The resulting cycle in  $T$  has a length equal to the least common multiple of  $l(u)$  and  $l(v)$  and it is chordless. Hence the graph is weak by lemma 4.5. ■

(ii) Let  $u_1-u-u_2$  be a path in  $A$  and let  $v_1-v-v_2$  be a path in  $B$ . We consider the vertices  $(u, v)$ ,  $(u_1, v_1)$ ,  $(u_2, v_2)$  in  $T$ . By construction the first of these is adjacent to the other two, and furthermore all pairs of neighbours of  $(u, v)$  can be obtained this way. In order that  $T$  be strong, it suffices if, for all such pairs of neighbours, either  $(u_1, v_1)$  is adjacent to  $(u_2, v_2)$ , or both are adjacent to another vertex not equal to  $(u, v)$ . There are four possibilities:

- (1)  $u_1 \in N(u_2)$  and  $v_1 \in N(v_2)$ ;
- (2)  $u_1 \notin N(u_2)$  and  $v_1 \in N(v_2)$ ;
- (3)  $u_1 \in N(u_2)$  and  $v_1 \notin N(v_2)$ ;
- (4)  $u_1 \notin N(u_2)$  and  $v_1 \notin N(v_2)$ .

In case (1)  $(u_1, v_1)$  is adjacent to  $(u_2, v_2)$  in  $T$ . In cases (2) and (4) use the fact that  $A$  is strong and therefore there is a vertex  $u_3 \neq u$  which is adjacent to both  $u_1$  and  $u_2$ . The vertex  $(u_3, v)$  is then adjacent to both  $(u_1, v_1)$  and  $(u_2, v_2)$  in  $T$ , therefore there is a strong link between the latter (using that  $(u_3, v) \neq (u, v)$ ). Finally case (3) is settled by the same construction employing a further vertex  $v_3$  in  $B$ . ■

By combining this theorem with theorem 2.4 we deduce that tensor products of any of the graphs

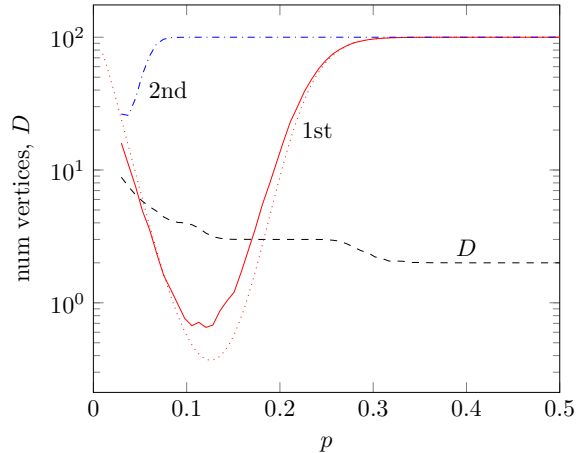


Figure 10: Properties of  $G(n, p)$  graphs as a function of  $p$  for  $n = 100$ , obtained by numerically generating a large number of graphs. Only connected graphs are included. Full curve: average number of redundant vertices; dashed: average diameter; dash-dot: average number of 2nd-order-redundant vertices; dotted:  $nP_{\text{red}}$  as estimated using eqn (2).

in table 1 yield further strong graphs with no surrounded vertices.

## 6. Random graphs

We discuss random graphs in the  $G(n, p)$  model proposed by Gilbert and often named after Erdős and Rényi, in which each possible edge in a graph of order  $n$  is assigned independently of the others with some fixed probability  $p$ . [6]

Figure 10 shows the results of a numerical study of such graphs on 100 vertices (i.e.  $G(100, p)$ ). For values of  $p$  in the range 0 to 1 a large number of graphs was generated (using a pseudo-random number generator). Graphs of this type almost always form a single connected component once  $p$  is large enough. For  $n = 100$  the proportion that are connected approaches 1 at  $p \simeq 0.1$ , and approximately half are connected at  $p = 0.05$ . For those that were connected, the diameter, the number of redundant vertices, and other information was obtained. This information is plotted in the figures.

We observe that for these graphs of average diameter near 7 (at  $p = 0.04$ ) the number of redundant vertices is on average around 10, which is 10% of the total number of vertices. Then as  $p$  increases the average number of redundant vertices falls, falling below 1 as the diameter reaches 4. The number then rises again as the diameter reaches 3 and tends to

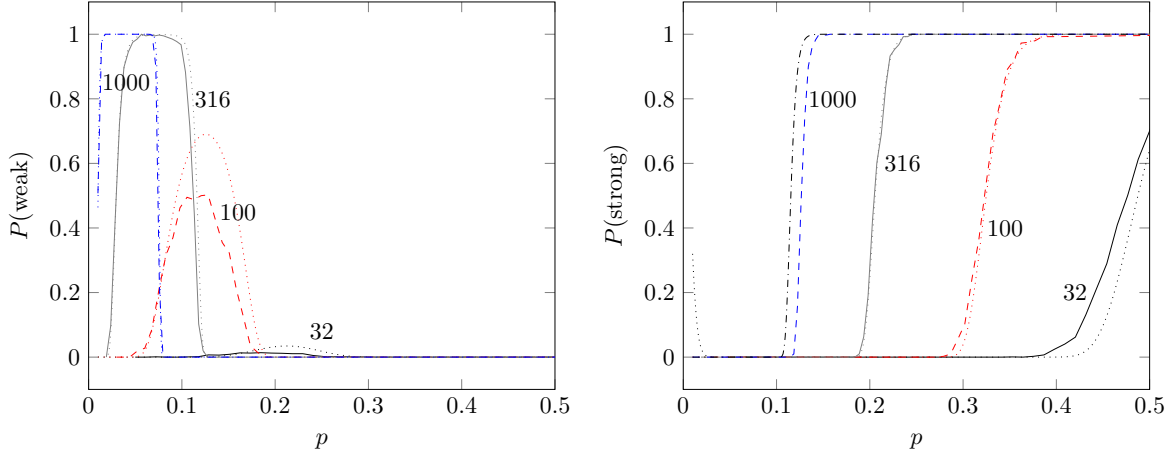


Figure 11: Probability of weak (left) and strong (right)  $G(n, p)$  graphs as a function of  $p$  for  $n = 32, 100, 316, 1000$ . Full and dashed curves: numerical; dotted curves: eqn (2). The dash-dot curve shows the probability that the diameter is less than 3 (eqn (3)) for  $n = 1000$ .

100 (i.e. all the vertices) as the diameter falls to 2. Note also that the number of 2nd-order-redundant vertices is quite high at all diameters.

Figure 11 shows the proportion of these graphs that are weak and strong, as a function of  $p$ .

The above features can be calculated to reasonable approximation as follows. Let

$$B_k^n(p) := {}^n C_k p^k (1-p)^{n-k} \quad (1)$$

where  ${}^n C_k$  is a binomial coefficient.  $B_k^n(p)$  is the binomial probability distribution function. We would like to estimate the probability that any given vertex in a  $G(n, p)$  graph is redundant. Consider a vertex  $v$  of degree  $d$ . It has  ${}^d C_2 = d(d-1)/2$  pairs of neighbours. We require that each pair of neighbours is either adjacent (forming a triangle with  $v$ ) or both adjacent to some other vertex (forming a square with  $v$ ). The probability for this is

$$P_{\text{red}} = B_0^{n-1}(p) + B_1^{n-1}(p) + \sum_{d=2}^{n-1} B_d^{n-1}(p) P_{\text{red}}^{(d)}$$

where  $P_{\text{red}}^{(d)}$  is given approximately by

$$P_{\text{red}}^{(d)} \simeq [p + (1-p)(1 - B_0^{n-3}(p^2))]^{d C_2}. \quad (2)$$

This expression is not exact because the different ways to form squares are not entirely independent. For example, consider five distinct vertices  $s, t, u, v, w$  with  $s, t, u \in N(v)$ . The probability to

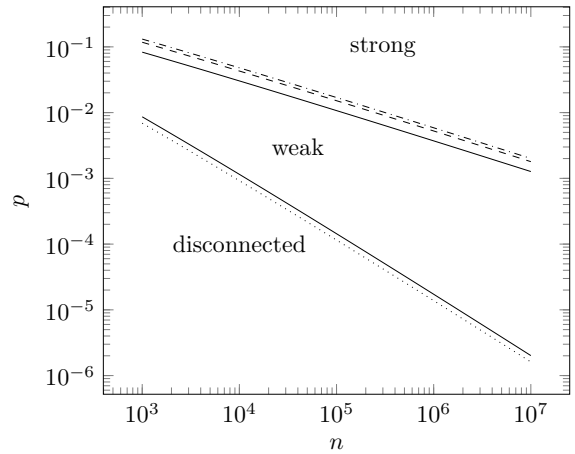


Figure 12: Thresholds for various behaviours of  $G(n, p)$  graphs. Let  $L(n) = \log(n)/n$ . Then: dotted line:  $L(n)$  (graph is connected); lower full line:  $(5/4)L(n)$  (graph is weak); upper full line:  $(L(n))^{1/2}$  (graph no longer weak); dashed:  $(2L(n))^{1/2}$  (diameter is 2); dash-dot:  $((5/2)L(n))^{1/2}$  (graph is strong).

have both the edges  $s-w$  and  $t-w$  is  $p^2$  and this is the probability to form the square  $\{s, v, t, w\}$  (given that  $s, t \in N(v)$ ). Similarly the probability to form the square  $\{t, v, u, w\}$  is  $p^2$ . But the probability to form both these squares is not  $p^4$  but  $p^3$ . This is not accounted for in (2), with the result that the expression underestimates  $P_{\text{red}}$  by about a factor 2 when  $P_{\text{red}}$  is near its minimum value. Meanwhile it gives  $1 - P_{\text{red}}$  with high (relative) accuracy when  $P_{\text{red}} \ll 1$  and therefore it reliably indicates the range of  $p$  values where  $(1 - P_{\text{red}})^n \simeq 1$  (so the graphs are weak) as well as the range where  $(P_{\text{red}})^n \simeq 1$  (so the graphs are strong).

For large  $n$  the  $G(n, p)$  graphs show threshold-type behaviour for various properties. For example, the probability that the diameter is  $\leq 2$  is

$$(1 - (1 - p)(1 - p^2)^{n-2})^{nC_2} \quad (3)$$

(this is the probability that the vertices in every vertex pair are either adjacent to each other or both adjacent to some other vertex). This probability rises steeply to 1 at a value of  $p$  somewhat below the one where  $P_{\text{strong}}$  rises to 1 (Fig. 11). Therefore in the limit of large  $n$  the strong  $G(n, p)$  graphs have diameter 2. Nevertheless for  $n = 100$  and  $p \simeq 0.25$  the probability of obtaining a graph of diameter 3 with half the vertices redundant is high (about 0.97).

Some thresholds for various behaviours are indicated in Fig. 12.

In view of the fact that both weak and strong graphs are very rare as a fraction of all graphs of given order at high  $n$ , it is noteworthy that they are comparatively common among  $G(n, p)$  graphs. Indeed for large  $n$  there is a range of  $p$  where the  $G(n, p)$  graphs are almost all weak—c.f. Figs 11, 12. This is perhaps the most remarkable observation reported in this paper.

## 7. Generating strong and weak graphs

We give brief comments on two tasks: that of combining strong or weak graphs so as to give further examples, and that of exhaustive generation of all strong or weak graphs of given order.

**Definition** The operation of *merging* two graphs  $A$  and  $B$  consists in first finding an induced subgraph of  $A$  which is isomorphic to an induced subgraph of  $B$ , then identifying these subgraphs (that is, announcing that their vertices and edges in  $A$  are none other than their partners in  $B$ ), and then forming the union  $(V_A \cup V_B, E_A \cup E_B)$ .

Examples are shown in Fig. 13

In order that a graph obtained by the merger of two weak graphs  $A$  and  $B$  is itself weak, it is sufficient if one (or both) of  $A \setminus B$  or  $B \setminus A$  does not offer weak links between vertices in the common subgraph.

In order that a graph obtained by the merger of two strong graphs  $A$  and  $B$  is itself strong, it is sufficient

if for each vertex  $v$  in the common subgraph, either  $N(v) \subset A$  or  $N(v) \subset B$  (or both).

**Definition** The *short* operation is denoted  $*$  and is as follows. For a given graph  $G$  containing vertex  $v$ , the graph  $G * v$  is the one obtained by first adding edges between all the vertices in  $N(v)$  which were not already adjacent (creating a clique) and then deleting  $v$ .

**Theorem 7.1.** *If a graph  $G$  has all vertices redundant then  $G * v$  has all vertices redundant,  $\forall v \in G$ .*

**Proof** By lemma 4.1 the graph  $G$  has no weak links. If  $s$  is the vertex which will be shorted, then we prove that  $G * s$  has no weak links. Let  $N = N(s)$  be the open neighbourhood of  $s$  in  $G$ . The pairs of vertices in  $G * s$  fall into 3 classes: either both, one or neither of the pair are in  $N$ . If both then those vertices are adjacent in  $G * s$  and therefore strongly linked. If neither then no new 2-walk is introduced between them nor is any existing 2-walk between them removed by shorting  $s$ , hence they remain either strongly linked or separated by distance greater than 2. Finally, consider a pair  $\{u, v\}$  with  $u \in N$ ,  $v \notin N$ . The interesting case is where  $v$  is adjacent to  $u$ . In this case the *short* operation introduces 2-walks from  $v$  via  $u$  to any vertex in  $N$  which was not previously adjacent to  $u$ . The question then arises whether there is thus introduced a weak link such that  $u$  is no longer redundant. However if  $v$  is adjacent to one member of  $N$  then it must be adjacent to another by lemma 4.3. It follows that after the short there will be a strong link from  $v$  to each member of  $N$  so  $u$  is not redundant. ■

One use of this theorem is to show that there exists a method to exhaustively generate all strong graphs of order  $n + 1$  from those of order  $n$  without requiring the generation of all graphs of order  $n + 1$ . For each strong graph of order  $n$  one performs an operation which might be called ‘un-shortening’. That is, attach a vertex of degree  $k$  to all members of a  $k$ -clique, then remove zero or more edges among that  $k$ -clique. To be sure of generating all possible strong graphs of order  $n + 1$  one must try this operation for a sufficient selection of the cliques of the starting graph, but it is not necessary to try them all, because the theorem allows a short of any vertex. One may imagine that to produce the smaller graph, a vertex was selected for shorting in the larger graph with some specific set of vertex-invariant properties,

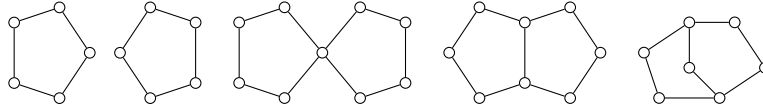


Figure 13: A sequence of weak graphs formed from the merger of two C5 graphs.

such as least degree and least number of triangles, etc. Therefore in order to reverse such an operation it is sufficient to arrange that the introduced vertex shall have those same properties.

We have investigated a similar method for weak graphs, as follows.

**Definition** The *partial short* operation is like the *short* operation but fewer edges are introduced. A partial short of vertex  $v$  consists in introducing among the neighbours of  $v$  the least number of edges that suffice to raise the degrees of those vertices above 2, and then deleting  $v$ . (In other words, the introduced edges just suffice to leave no pendants remaining after the operation). The specific set of edges to be introduced is left otherwise unspecified.

**Conjecture** The following operation on a weak graph will yield a weak graph on fewer vertices. Identify the vertices with the least number of degree-2 neighbours, and among those the ones of least degree. Partially short one such vertex. Having done so, judiciously remove further edges until the graph is weak.

(The conjecture was tested for small graphs.)

## 8. Enumeration

The numbers of graphs of order up to 10 with various properties related to distance-redundancy are shown in Tables 2 and 3.

The weak graphs of order  $n$  are a very small fraction of the set of all graphs of order  $n$ . The evidence for small  $n$  suggests it is a fraction which falls exponentially with  $n$ . That this continues for large  $n$  is suggested by the fact that for each weak graph  $G$  there are a large number of further graphs with one or more redundant vertices which can be obtained by adding edges to, or removing edges from,  $G$ . I have not attempted to enumerate weak graphs for general  $n$ .

| $n$ | no s. | all s. | no r. | all r. | $r \neg s$ | $r \neg s$<br>$D > 2$ |
|-----|-------|--------|-------|--------|------------|-----------------------|
| 1   | 1     | 0      | 0     | 1      | 1          | 0                     |
| 2   | 0     | 2      | 0     | 2      | 0          | 0                     |
| 3   | 0     | 3      | 0     | 3      | 0          | 0                     |
| 4   | 0     | 7      | 0     | 7      | 0          | 0                     |
| 5   | 1     | 14     | 1     | 15     | 0          | 0                     |
| 6   | 2     | 41     | 1     | 50     | 1          | 0                     |
| 7   | 8     | 121    | 4     | 202    | 3          | 0                     |
| 8   | 68    | 499    | 15    | 1509   | 21         | 2                     |
| 9   | 1338  | 2644   | 168   | 22889  | 311        | 5                     |
| 10  | 77738 | 22571  | 2253  | 833279 | 15047      | 494                   |

Table 2: Statistics of small graphs. The columns indicate the number of graphs of order  $n$  with, respectively: no surrounded vertices, all surrounded vertices, no redundant, all redundant, all redundant and not surrounded, all redundant not surrounded and graph diameter above 2.

| $n$ | no s. | all s. | no r. | all r. | $r \neg s$ | $r \neg s$<br>$D > 2$ |
|-----|-------|--------|-------|--------|------------|-----------------------|
| 1   | 0     | 0      | 0     | 0      | 0          | 0                     |
| 2   | 0     | 0      | 0     | 0      | 0          | 0                     |
| 3   | 0     | 1      | 0     | 1      | 0          | 0                     |
| 4   | 0     | 3      | 0     | 3      | 0          | 0                     |
| 5   | 1     | 6      | 1     | 7      | 0          | 0                     |
| 6   | 2     | 22     | 1     | 30     | 1          | 0                     |
| 7   | 8     | 70     | 4     | 141    | 3          | 0                     |
| 8   | 68    | 339    | 15    | 1259   | 21         | 2                     |
| 9   | 1338  | 2024   | 168   | 21176  | 311        | 5                     |
| 10  | 77737 | 19389  | 2252  | 808821 | 15047      | 494                   |

Table 3: Statistics of small connected graphs. The columns are as for table 2.

For strong graphs a large subset can be enumerated as follows.

First note that a graph  $G$  of order  $n - 1$  will yield a strong graph of order  $n$  when a complete vertex (one of degree  $n - 1$ ) is added, if and only if  $G$  has diameter less than 3. (Proof: if the diameter of  $G$  is 3 or more, then the full vertex is not redundant in the graph of order  $n$ ; if the diameter of  $G$  is 1 or 2, then every vertex pair is strongly linked in the graph of order  $n$ ). Next observe that any graph of order  $n - 2$  will yield a strong graph of order  $n$  by the method of lemma 4.4(i). More generally, for  $k > 1$  any graph of order  $n - k$  will yield a strong graph of order  $n$  by the addition of  $k$  weak twins, each of which is adjacent to all the vertices of the starting graph. We will now count these strong graphs. We limit our study to the addition of weak twins, not strong twins (this makes it easier to avoid double-counting).

Consider the complement of a graph which has  $k$  weak twins of degree  $n - k$ . In the complement these vertices will have degree  $k - 1$  and they will all be adjacent to each other, therefore they will form the whole of a connected component equal to the complete graph  $K_k$ . Hence the number of graphs with  $k$  weak twins of degree  $n - k$  is equal to the number of graphs of order  $n$  which have a component equal to  $K_k$ .

Let  $g_n$  be the total number of simple graphs of order  $n$ .

We want to count graphs having either a  $K_1$  or a  $K_2$  or a  $K_3$  component, and so on, (so as to count those with the corresponding sets of weak twins). Consider first  $K_1$  and  $K_2$ . At order  $n$  there are  $g_{n-1}$  graphs with at least one  $K_1$  component, and  $g_{n-2}$  with at least one  $K_2$  component, and  $g_{n-3}$  with both a  $K_1$  and a  $K_2$ . Hence the number with either one or more  $K_1$  or one or more  $K_2$  or both is  $g_{n-1} + g_{n-2} - g_{n-3}$ .

Proceeding now to  $K_1, K_2, K_3$  we start with  $g_{n-1} + g_{n-2} + g_{n-3}$  then subtract from this the  $\{1, 2\}$  intersection which is of size  $g_{n-3}$ , and the  $\{1, 3\}$  and  $\{2, 3\}$  intersections, of size  $g_{n-4}, g_{n-5}$  respectively. At this point we have added the  $\{1, 2, 3\}$  intersection once and subtracted it three times so we need to add it back in, giving the total

$$(g_{n-1} + g_{n-2} + g_{n-3}) - (g_{n-3} + g_{n-4} + g_{n-5}) + g_{n-6}.$$

Proceeding similarly for any  $k$ , we have that the number of graphs of order  $n$  containing one or more

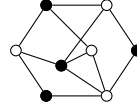


Figure 14: An example of nibbling. The filled vertices are redundant. If one first deletes the central redundant vertex the resulting graph is weak so cannot be further reduced by nibbling. But if one first deletes one of the other redundant vertices the resulting graph nibbles to zero.

connected components  $K_k$ , where  $k$  may be any value in the range  $1 \leq k \leq n$ , is

$$\kappa_n = \sum_{z=1}^n \sum_{|S|=z} (-1)^{z-1} g_S \quad (4)$$

where  $N = \{1, 2, 3, \dots, n\}$  is the set of positive integers up to  $n$ ;  $S \subset N$  is a subset of  $N$ ; the second sum is a sum over such subsets of size  $z$ , and  $g_S$  is a shorthand for  $g_{n-m}$  where  $m = \sum_{s \in S} s$  (the sum of the members of  $S$ ). The values of  $\kappa_n$  for small  $n$  are shown in table 4.

$\kappa_n$  is not itself the number of strong graphs of the type under investigation, but with an adjustment it is. In the case of a full vertex (one of degree  $n - 1$ ) the graph is strong iff the other  $n - 1$  vertices induce a graph of diameter 1 or 2, as already noted. So (4) will count strong graphs of the type under investigation if we replace  $g_{n-1}$  in the sum by the number of graphs of order  $n - 1$  with diameter  $< 3$ . Example values are shown in the last row of table 4. As an example: we learn from this table that, of the 1259 connected strong graphs of order 8, there are 524 which have either a full vertex, or a set of  $k$  weak twins of degree  $n - k$  for one or more  $k$  in the range  $1 < k < n$ . (The total 525 recorded in the table also includes the empty graph.) The last row in the table shows that these account for about half the connected strong graphs of order 8 with diameter 1 or 2.

## 9. Nibbling and mesh graphs

Let us consider the possibility of deleting a redundant vertex (if there is one), and then deleting a redundant vertex (if there is one) in the graph that results, and so continuing until the graph is either empty or weak. We shall call this operation *nibbling*.

| $n$     | 1 | 2 | 3 | 4 | 5  | 6  | 7   | 8    | 9     | 10     | 11       |
|---------|---|---|---|---|----|----|-----|------|-------|--------|----------|
| all     | 1 | 2 | 3 | 6 | 14 | 44 | 187 | 1195 | 13377 | 286976 | 12279669 |
| strong  | 1 | 2 | 2 | 4 | 8  | 25 | 91  | 525  | 5186  | 103827 | 4391398  |
| $D < 3$ | 1 | 1 | 1 | 3 | 7  | 27 | 122 | 1064 | 18423 | 719783 |          |

Table 4: The row ‘all’ counts all graphs having one or more  $K_k$  components (of whatever  $k$ ), given by (4). The row ‘strong’ counts strong graphs having one or more full vertices or a set or sets of weak twins surrounding all the other vertices, given by (4) with  $g_{n-1}$  replaced as explained in the text. The third row gives the number of connected strong graphs of diameter less than 3. The empty graph of order  $n$  contributes one graph to the count in the second row, but not the third row.

| $n$ | $NG_n$   | rem     | $d_{av} > 2$ | rem   | C5    |
|-----|----------|---------|--------------|-------|-------|
| 8   | 11117    | 789     | 347          | 37    | 23    |
| 9   | 261080   | 117720  | 4690         | 861   | 568   |
| 10  | 11716571 | 2173100 | 89094        | 22916 | 14922 |

Table 5: Statistics regarding nibbling. The first column shows the order, the second shows the number of connected graphs, the third (‘rem’) the number which did not nibble to zero. The fourth column shows the number of connected graphs with average distance above 2, the fifth the number of these which did not nibble to zero and the last column shows how many of those nibbled to C5. The values in columns 3,5,6 may vary slightly depending on choices made in the nibbling process.

It can happen that a graph has more than one redundant vertex, such that deleting one of them produces a weak graph (thus preventing further nibbling) whereas deleting another does not. An example is shown in figure 14. Thus the question, whether or not any given graph can be nibbled to zero, can depend on the choices made of which vertex to delete at any stage.

Among the graphs that cannot be nibbled to zero are the weak graphs and those obtained from a weak graph by the operation of adding a simplicial vertex (that is, introducing a vertex and making it adjacent to a clique in the weak graph) or splitting a vertex into twins. The set of graphs that can be obtained this way is a very small fraction of all graphs, which suggests that most graphs can be nibbled to zero. That this is so is supported by some numerical studies on small graphs, of which the results are shown in table 5. In a test, 81% of connected graphs on 10 vertices nibbled to zero; 74% of connected graphs on 10 vertices with average distance above 2 nibbled to zero; 91% of connected graphs on 10 vertices with average distance above 2 nibbled to zero or C5. Most  $G(n, p)$  random graphs can be reduced significantly by nibbling when  $p$  is outside the range leading to a weak graph (c.f. Fig. 11).

Consider now the regular *mesh graphs*, which we define as those with edges and vertices corresponding to a regular tiling of the Euclidean plane. We

shall consider finite examples of such graphs, that is, those that can be obtained by deleting vertices from an infinite tiling such that a finite number remain.

The tiling into hexagons yields a weak graph unless some vertex has all neighbours, or all but one, deleted. We shall not discuss it further. The tiling into squares or triangles yields a graph with redundant vertices at corners where the boundary is convex. It is not hard to see that if the tiled region is simply connected (in the topological sense) then the associated graph is guaranteed to have redundant vertices and therefore will be reduced to zero under nibbling operations.

This leads to the following observation.

Suppose we have a simply-connected region which has been tiled with triangles (for example) and we should like to know the graph distance between two chosen vertices which are not on the boundary. We proceed as follows. First delete those two vertices, then nibble the graph until it is weak. There will then remain a much smaller graph in which there is a path between the 6-cycles surrounding the deleted vertices, such that the graph distance between them is the same as in the original graph. Figure 15 shows an example.

This same idea can be applied also to a non-simply-connected region, but now the weak graph that remains after nibbling will not be reduced as much as in the simpler case, so there still remains some computational work to do to find the distance in that graph; c.f. Fig. 16.

By exploiting the simplicity and properties of mesh graphs one can find redundant vertices in them with very little computational expense, with the result that the nibbling approach may offer some practical computational advantage in some settings. But whether or not it does so, it is a pleasing observation which has something in common with the way the human brain detects small paths between

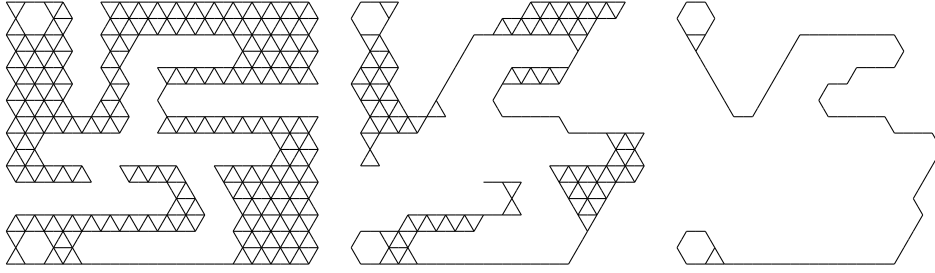


Figure 15: An illustration of the nibbling operation applied to a mesh graph in a simply connected region. The left diagram shows the starting graph (after deleting two vertices). The middle diagram shows an intermediate result. The right diagram shows the final weak graph which is isometric with the starting graph.




Figure 16: An illustration of the nibbling operation applied to a mesh graph in a non-simply-connected region. The left diagram shows the starting graph (after deleting two vertices). The middle diagram shows an intermediate result. The right diagram shows the final weak graph which is isometric with the starting graph.

points in the visual field by first eliminating from consideration regions which are irrelevant.

## 10. Relation to distance-hereditary graphs

**Definition** A *distance-hereditary* graph is one in which the matrix of distances in any connected induced subgraph is the same as the corresponding section of the distance matrix of the original graph.

Distance-hereditary graphs have been much studied and much is known about them. The definition implies that deletion of any set of vertices which is not a cut-set is an isometric operation. This implies that every vertex in a biconnected distance-hereditary graph is redundant, and every vertex which is not a cut-vertex in a singly connected (i.e. separable) distance-hereditary graph is redundant.

A distance-hereditary graph has at least two surrounded vertices. Proof: the graph P2 has two surrounded vertices and is distance-hereditary. All other distance-hereditary graphs can be formed by one or more operations of adding a pendant or splitting a vertex into twins. Neither of those operations can reduce the number of surrounded vertices. ■

The set of strong graphs is intermediate between the set of all graphs and the set of distance-hereditary graphs. The latter is not a subset of the set of strong graphs because our definition of *strong* does not allow pendants for order  $n > 2$ . Also the property of being strong is far from guaranteeing isometric induced subgraphs in general. But if all subgraphs obtained by deleting a single vertex from a strong graph are themselves strong, and all those by deleting a further vertex, and so on, then the original graph is distance-hereditary. The concept of nibbling draws attention to another possibility. If a graph of order  $n$  can be nibbled away to zero then it has a sequence of isometric induced subgraphs of every order  $\leq n$ , each of which is an induced subgraph of the one before. We have given evidence that most graphs have this property.

## 11. Applications

The concepts of distance redundancy and strong and weak graphs have some modest application to the design of communications networks as was already remarked. The weak graphs have the property that every vertex is playing its part in providing some shortest route. The strong graphs have the property that distances are protected under the

elimination of any given vertex. It may also be useful in some circumstances to compute which if any vertices are distance-redundant in some given graph. For example, if one wishes to compute all distances in the graph, it may be useful on a first pass to discover which vertices are first-order distance-redundant, and then subsequently to leave those vertices out of the computation when finding distances between other pairs (paying attention to the conditions stipulated in lemma 3.2 and theorem 2.4). If one has reason to believe the graph has high diameter, it may also be worthwhile to find the 2nd- or higher-order distance-redundant vertices or to nibble the graph.

The concept of distance redundancy readily generalises to the case of a graph with edge weights. A vertex can be deemed distance-redundant if it does not offer a shorter route between any of its neighbours than is available without it. A vertex which offers shortest routes among all the non-adjacent neighbours of  $v$  may be said to surround  $v$ .

## Appendix A. Further remarks on graph generation

**Lemma Appendix A.1.** *If graph  $G$  has no redundant vertices then in  $G - v$  no vertex is surrounded by a redundant vertex,  $\forall v \in G$ .*

**Proof** If  $G - v$  has a vertex surrounded by a redundant vertex, then in order to form  $G$  with no redundant vertices, one would have to introduce a vertex  $v$  which is adjacent to the surrounded vertex  $u$  (otherwise that vertex will still be surrounded) and which is also adjacent to the surrounding redundant vertex  $w$  (otherwise that vertex will still be redundant). But after this operation,  $w$  will be adjacent to all of  $N(u) \setminus \{w\}$  so  $u$  is surrounded. This contradicts the requirement on  $G$ . ■

**Corollary Appendix A.2.** *In order to generate all graphs of order  $n$  containing no redundant vertices, it is sufficient to consider just those which can be obtained by augmenting (by the addition of a vertex and edges incident on it) graphs of order  $n - 1$  in which no vertex is surrounded by a redundant vertex.*

**Lemma Appendix A.3.** *If graph  $G$  has all vertices redundant then  $\forall v \in G$ ,  $G - v$  has the following*

*property: if  $S$  is the set of vertices which are weakly linked to at least one other vertex, then all distances among members of  $S$  are  $\leq 2$ .*

**Proof** We consider a general graph  $G - v$  and seek to add a single vertex, and edges incident on that vertex, such that the resulting graph will have no weakly linked pairs. First consider a weakly-linked vertex pair  $(u, w)$  in  $G - v$ . The new vertex has to be adjacent to both members of this pair or they will still be weakly linked in  $G$ . If that is the only such pair then the added vertex is a twin so  $G$  has all vertices redundant, as required. If there are further weakly linked pairs, consider any one of them  $(s, t)$  (this pair may or may not intersect the pair  $(u, w)$ .) The added vertex  $v$  must be adjacent to both of  $s$  and  $t$  in order to strengthen their link. But  $v$  now provides a 2-walk from each of  $(u, w)$  to each of  $(s, t)$ . These will be weak links in  $G$  unless in  $G - v$  each of  $(u, w)$  is at distance less than or equal to 2 from each of  $(s, t)$ . The argument applies to all pairs of pairs in the set  $S$ . ■

**Corollary Appendix A.4.** *In order to generate all graphs of order  $n$  in which all vertices are redundant, it is sufficient to consider just those which can be obtained by augmenting (by the addition of a vertex and edges incident on it) graphs of order  $n - 1$  in which the property described in the lemma holds.*

## References

- [1] J.A. Bondy and U.S.R. Murty. *Graph Theory with Applications*. North Holland, New York, 1976.
- [2] P. Erdős and A. Rényi. Egy gráfelméleti problémáról [on a problem in the theory of graphs]. *Publ. Math. Inst. Hungar. Acad. Sci.*, 7:623–641, 1962.
- [3] Paul Erdős and E. Howorka. An extremal problem in graph theory. *Ars Comb.*, 9:249–251, 1980.
- [4] Genghua Fan. On diameter 2-critical graphs. *Discrete Mathematics*, 67:235–240, 1987.
- [5] Ira M. Gessel and Ji Li. Enumeration of point-determining graphs. *Journal of Combinatorial Theory, Series A*, 118:591–612, 2011.
- [6] E.N. Gilbert. Random graphs. *Annals of Mathematical Statistics*, 30:1141–1144, 1959.
- [7] R. Hayward and J. van Rijswijk. Hex and combinatorics. *Discrete Math*, 306:2515–2528, 2006. (formerly Notes on Hex).
- [8] Ryan Hayward, Yngvi Björnsson, Michael Johanson, Morgan Kan, Nathan Po, and Jack van Rijswijk. Solving 7&#215;7 hex with domination, fill-in, and virtual connections. *Theor. Comput. Sci.*, 349(2):123–139, 2005.
- [9] Po-Shen Loh and Jie Ma. Diameter critical graphs. *Journal of Combinatorial Theory, Series B*, 117:34–58, 2016.



- [10] Andrew M. Steane. Threat, support and dead edges in the shannon game. *arXiv:1210.7985v1*, 2012.
- [11] J.-M. Xu. *Theory and Application of Graphs*. Kluwer Academic, Dordrecht, Boston, London, 2003.