

AC⁴: Algebraic Computation Checker for Circuit Constraints in Zero Knowledge Proofs

Hao Chen, Minyu Chen, Ruibang Liu, and Guoqiang Li*

School of Software, Shanghai Jiao Tong University, Shanghai, 200240, China
 {dennis.Chen, minkow, 628628, li.g}@sjtu.edu.cn

Abstract. ZKP systems have surged attention and held a fundamental role in contemporary cryptography. Zk-SNARK protocols dominate the ZKP usage, often implemented through arithmetic circuit programming paradigm. However, underconstrained or overconstrained circuits may lead to bugs. Underconstrained circuits refer to circuits that lack the necessary constraints, resulting in unexpected solutions in the circuit and causing the verifier to accept a bogus witness. Overconstrained circuits refer to circuits that are constrained excessively, resulting in the circuit lacking necessary solutions and causing the verifier to accept no witness, rendering the circuit meaningless. This paper introduces a novel approach for pinpointing two distinct types of bugs in ZKP circuits. The method involves encoding the arithmetic circuit constraints to polynomial equation systems and solving polynomial equation systems over a finite field by algebraic computation. The classification of verification results is refined, greatly enhancing the expressive power of the system. We proposed a tool, AC⁴, to represent the implementation of this method. Experiments demonstrate that AC⁴ represents a substantial 29% increase in the checked ratio compared to prior work. Within a solvable range, the checking time of AC⁴ has also exhibited noticeable improvement, demonstrating a magnitude increase compared to previous efforts.

Keywords: zero knowledge proofs · circuit constraints · underconstrained · overconstrained · algebraic computation checker

1 Introduction

Zero-knowledge proof (ZKP) systems have long occupied a fundamental position in contemporary cryptography, ever since their inception [20]. They are significantly utilized in security-sensitive applications, such as smart contracts [41], blockchain confidential transactions [41,21], and digital currency [46], given their capacity to bolster security and privacy. ZKP systems' potency lies in their ability to prove anything that an interactive proof system can, but without revealing any knowledge [23,7]. Therefore, these systems have assumed the role of a potent tool enabling trust and authentication while safeguarding sensitive information.

* Corresponding author.

Developers often opt for the zero-knowledge succinct noninteractive argument of knowledge (zk-SNARK) [9] as the protocol for the efficiency of setting up and proving of building a ZKP system, while also adopting arithmetic circuit [37] as the programming paradigm due to its ease of programming. Circom, a domain-specific language, is based on the aforementioned protocol and programming paradigm. It is capable of converting computational statements into constraints, which can be used to generate a zk system with snark tools such as snarkjs. To illustrate, consider the process of declaring a boolean value in circuit programs. In high-level languages, a boolean value b can be declared directly. However, in circuit languages such as Circom, a constraint must be explicitly defined to limit its possible values, such as the constraint $b \times (b - 1) = 0$ for b . This transformation cannot be automatically performed by existing compilers or libraries. Thus, developers are compelled to express the computations with polynomial equations.

The limitation of polynomial constraint systems gives rise to two problems. The first problem is the underconstrained problem [35], which occurs when multiple outputs can fulfill the same system of equations with identical input values. This situation arises when the system of polynomial equations does not yield a mathematical function on the finite field, rendering the circuit underconstrained. As a result, malicious users could generate fake witnesses, deceive the verifier, and potentially steal the cryptocurrency [33,13]. The second problem is the overconstrained problem [35], which occurs when no outputs can satisfy the system of polynomial equations or the constraint system is inconsistent for a given input. This problem may give rise to a useless circuit, which in turn opens up the possibility of a denial of service attack. It is obvious that the underconstrained circuits could bring more severe results than the overconstrained circuits.

Identifying underconstrained and overconstrained problems can be achieved by encoding their properties into a logical formula and utilizing a Satisfiability Modulo Theories (SMT) solver to solve them directly. Picus [35] is the first work that makes a valuable effort to employ an SMT solver for investigating the underconstrained cases of ZKP circuits with static program analysis. However, the overconstrained issue still lacks resolution. Nevertheless, the efficiency of SMT solvers brings an obstacle to SMT-based tools when solving large circuits. SMT-based tools struggle to verify constrained circuits within a limited time, even for linear ones.

To this end, an investigation of the constraints on Circom circuit programs is carried out. By reconsidering the formalization paradigm, we model underconstrained and overconstrained problems as algebraic inquiries into whether a quadratic equations system over a finite field has multiple solutions. An algebraic approach is a more intuitive and efficient way to proceed with the realization that the highest degree of the quadratic equations system of equations not exceeding two. Moreover, to support our motivation, we analyzed over 100 popular Circom circuit programs and observed that nearly 70% of them are linear while efficient algorithms exist for solving linear systems of equations. Therefore, after catego-

rizing constraint problems into diverse types according to their maximal degree, we employ a unified arithmetic solution framework to solve them separately.

To summarize, contributions can be elaborated as follows:

- Modeling Circom circuits as polynomial systems over finite fields, we categorize them and propose specialized methods for each category.
- We develop AC⁴, a complete and sound tool for verifying circuit programs with the framework above.
- We evaluate the effectiveness through the solved ratio and solving speed of circuit programs. Our approach solved 65% of previously unsolved examples, a 29% increase over prior work, and significantly improved solving speed.

2 Background

Zk-SNARK, the dominant ZKP protocol in mainstream tools, frequently uses arithmetic circuits for programming. The verification efforts focus on Circom circuits, which leverage both zk-SNARK and arithmetic circuits.

Zk-SNARKs. Non-interactive ZKPs, such as zk-SNARKs [8], allow verifiers to be assured of a statement’s truth without gaining any knowledge beyond its validity [20]. Blum et al. demonstrated that computational zero-knowledge can be achieved without interaction by sharing a common random string between the prover and the verifier [12,45]. The non-interactive protocol conveys the proof through a message from the prover to the verifier, ensuring efficiency. zk-SNARKs reign supreme in zk systems due to lightning-fast verification of even large programs, using tiny proofs (mere hundreds of bytes) within milliseconds.

Arithmetic Circuits. Arithmetic circuits, fundamental models for polynomial computation in complexity theory, process variables/numbers using addition and multiplication. Conceptually, arithmetic circuits offer a formal method for understanding the complexity of computing polynomials. Note that all variables mentioned in arithmetic circuits represent signals in the Circom language.

Definition 1 (Arithmetic circuit [42]). *An arithmetic circuit $C(\mathcal{X})$ in the variables $\mathcal{X} = \{X_1, \dots, X_k\}$ over the field \mathbb{F} is a labelled directed acyclic graph. The inputs are assigned by variables from X or by constants. The internal nodes act as computational operations that add or multiply to calculate the sum or product of the polynomials on the tails of incoming edges. The output $X_{out} \in \mathcal{X}$ of a circuit is the polynomial computed at the output node.*

Circom. *Circom* is a compiler written in Rust [31] for compiling circuits written in the *Circom* language, a SNARK-based language that uses arithmetic circuits as its programming paradigm. The compiler outputs circuit constraints and all the necessary information for computing different ZK proofs. In *Circom*, programmers can define constraints using the operators `===` for equality, `<--` or `-->` for signal assignment, and `<==` or `==>` for simultaneous assignment. Constraints in *Circom* must be in the form of $A \times B + C = 0$, where $A, B,$

and C are linear combinations of signals. After compiling circuit to r1cs format and computing the witness with the input, users can utilize the *snarkjs* tool to generate and validate a proof for the specified input. The verifier will receive the proof if the witness is valid, otherwise, the verifier will reject it.

We address Circom circuit constraint verification by extending arithmetic circuit definitions with constraints.

Definition 2 (Constraint). *A constraint e is a quadratic equation over a finite field F_p :*

$$\mathcal{A}\mathcal{X} \times \mathcal{B}\mathcal{X} + \mathcal{C}\mathcal{X} = 0$$

where $\mathcal{A}, \mathcal{B}, \mathcal{C}$ are coefficient vectors over F_p , \mathcal{X} is a vector of variables over F_p , and the cross product \times means the product of 2 scalars $(\bmod p)$.

Definition 3 (Arithmetic circuit with constraints). *An arithmetic circuit with constraint with constraints can be defined as a tuple $\langle C(\mathcal{X}), E \rangle$, where $C(\mathcal{X})$ is an arithmetic circuit. \mathcal{X} is split into two disjoint sets K and U . K represents known input variables, and $U = T \cup O$ represents unknown variables including the non-constant variables including temporal variables T and output variables O . E includes all the constraints of the circuit $C(\mathcal{X})$.*

3 Problem Statements

Detecting over/underconstrained circuits in Circom boils down to an algebraic inquiry into the number of solutions for a quadratic equations system over a finite field. This inherent connection naturally leads us to model Circom circuits as such systems and leverage algebraic methods for analysis. Moreover, the design principle of R1CS forces Circom constraints under quadratic computation, resulting a maximum degree of 2 for the equivalent equations. Our method follows the classification-and-discussion scheme. Our strategy categorizes circuits by degree and applies specialized solutions within each category, leading to significant efficiency and scalability gains.

3.1 Constraint Problems

The construction of arithmetic circuits is plagued by two critical challenges: overconstrained and underconstrained circuits. Programmer-authored circuits, even from seasoned ZK developers, often bear inadvertently miscalibrated constraints, leading to these issues. While completely eradicating these issues remains a persistent hurdle, current approaches fall short of effectively addressing them. This subsection tackles this double-edged sword head-on, proposing a novel approach to ensure the construction of robust and reliable arithmetic circuits.

Overconstrained bugs. As described in the work by Labs et al. [25], overconstrained circuits are unable to uphold the completeness of zero-knowledge proof. A Circom program is deemed overconstrained when its corresponding polynomial constraints are overconstrained, indicating that the circuit cannot produce any

valid outputs regardless of the inputs provided. This inconsistency in the constraint system for a given input characterizes the state of being overconstrained. Despite their deceptive simplicity in concept and the misconception that they are less critical than other types of attacks, denial of service (DoS) attacks are often underappreciated regarding their security implications. Notably, DoS attacks require neither high skill nor deep knowledge, contributing to their low cost for malicious attackers as highlighted by Zcash [28].

Underconstrained bugs. Recent studies have discovered that underconstrained bugs in arithmetic circuits can lead to various security threats, including the ability for attackers to forge signatures, steal user concurrency, or create counterfeit crypto-coins. A Circom program is classified as underconstrained when the corresponding polynomial constraints are also underconstrained. This condition arises when there exists an input in for which multiple distinct outputs out_1, out_2, \dots can be produced, and the circuits $C(in, out_1), C(in, out_2), \dots$ are all considered valid. In essence, an underconstrained circuit program may unintentionally permit the acceptance of unwanted signals, making it susceptible to exploitation by malicious entities.

3.2 Categories of Elements

In our method, categorizations are necessary to account for the various types of variables present in arithmetic circuits. Some variables are determined by external inputs, while others depend on other variables, necessitating the need to classify them accordingly. Aligning with Circom’s degree-2 limit, it is pertinent to categorize the variables based on the degree. Furthermore, due to the computational complexity of verifying certain circuits, we are limited to providing coarse-grained results, thereby highlighting the importance of categorizing the outcomes as well.

Category of Variables. The variables in a Circom circuit consist of the input signals I , temporary signals T , and output signals O . The user provides the values for I , which can be regarded as known values K . On the other hand, the variables in $O \cup T$, whose values are not constant, are regarded as unknown variables U within the constraints. The key issue of the constraint problem is identifying the unique characteristics of the O variables.

Category of Equations and Circuits. The constraint e is an algebraic polynomial equation whose degree is under 2 over a finite field F , while the circuits are a system of algebraic polynomial equations whose degree is under 2 over a finite field, with their generator variables being U .

The three types of equations (constraints) to consider are precise linear equations, K -coefficient linear equations, and quadratic equations. A precise linear equation is defined by having linear generator variables with constant coefficients. Conversely, a K -coefficient linear equation includes at least one generator variable with a coefficient represented by the known variables K , and none of the generator variables’ coefficients are represented by the unknown variables U .

Lastly, a quadratic equation is distinguished by containing at least one generator variable with a coefficient represented by the unknown variables U .

The system of equations, namely circuits, can be categorized into three types based on the constraints outlined above: precise linear circuits, K -coefficient circuits, and quadratic circuits. A precise linear circuit consists solely of precise linear equations, while a K -coefficient circuit must contain at least one K -coefficient linear equation and no quadratic equations. Finally, a quadratic circuit should include at least one quadratic equation.

Category of Results. As shown in Fig. 1, AC⁴ yields six result types: *algebraic overconstrained*, *precisely overconstrained*, *algebraic exactconstrained*, *precisely exactconstrained*, *precisely underconstrained*, and *unknown*. The *algebraic overconstrained* and *algebraic exactconstrained* results are collectively referred to as *algebraically solved results*, while *precisely overconstrained* and *precisely exactconstrained* results are collectively referred to as *precisely solved results*.

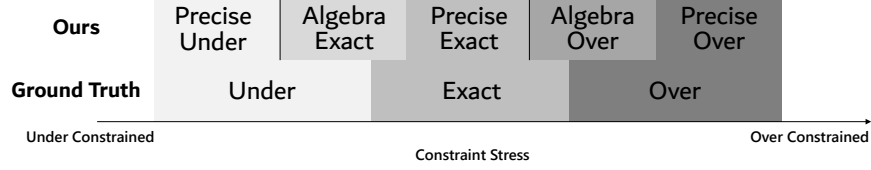
The verification problem is refined to create a more detailed classification system for the output, based on constraints safety metrics. As for the unknown cases that are not fully solved by the solver, they are categorized into two intermediate cases separated by constraint stress. The two intermediate cases, *algebraically exact constrained* and *algebraically over constrained*, provided more detailed information for analysis. Besides this category, this method unlocks partial information about unsolvable circuits and speeds things up.

Fig. 1 also provides a cross-reference between our result category and the typical ground truth of constraints. Among those 5 practical output types except *unknown* 3 precise categories of them: *precisely underconstrained*, *precisely exactconstrained*, and *precisely overconstrained*, strictly maps into the *underconstrained*, *exactconstrained*, *overconstrained* respectively. The 2 medium status *algebraic exactconstrained* and *algebraic overconstrained*, caused by potential reduced-rank phenomenon while simplifying the equation matrix in some cases. Our approach cannot ascertain equation system solution counts, reflected in matrix rank. Cases labeled with *algebraic exactconstrained* may lie in *underconstrained* or *exactconstrained* of ground truth, while cases labeled with *algebraic overconstrained* occur in *exactconstrained* or *overconstrained*.

Algebraically overconstrained indicates no algebraic solutions, but special inputs can shift results to *exactconstrained* or *underconstrained*. The circuit is *algebraically exactconstrained*, indicating it has exactly one solution algebraically. However, Special inputs can trigger *underconstrained* states.

Unknown results may stem from circuit size, computational complexity, or the inherent NP-hardness of solving quadratic equations over finite fields.

By combining the *algebraic exactconstrained* and *precisely exactconstrained* into a synthesized state, namely *general exactconstrained*, cases in this state are never *overconstrained*, though they could fall in *underconstrained*. Similarly, the *general overconstrained* state provides a guarantee for cases to avoid *underconstrained* state. We introduce a relaxed constraint property metric that efficiently filters out under/overconstrained cases.

Fig. 1: The category of results from AC⁴.

3.3 Problem Reduction

This section demonstrates the reduction of the under/overconstrained problems of a circuit to the number of solutions of the corresponding polynomial equations.

Definition 4 (Polynomials over finite fields). For a finite field \mathbb{F} and formal variables X_1, \dots, X_k , $\mathbb{F}[X_1, \dots, X_k]$ denotes the set of polynomials in X_1, \dots, X_k with coefficients in \mathbb{F} . By taking the variables to be in \mathbb{F} , a polynomial $f \in \mathbb{F}[X_1, \dots, X_k]$ can be viewed as a function from $\mathbb{F}^k \rightarrow \mathbb{F}$.

To reduce the circuit constraint problems to the number of solutions of polynomials, we have the following proposition:

Proposition 1 (Circuit-Poly Reduction). For each circuit $A = \langle C(X), e \rangle \in \langle C(\mathcal{X}), E \rangle$, there exists $A' \in \mathbb{F}[X_1, \dots, X_k]$, such that $A' = \mathbb{M}(A)$, where \mathbb{M} is a bijection function from a circuit to polynomials over finite fields.

A bijection can be constructed between the formal variables of polynomials and the variables of a circuit because their domain is the same finite field \mathbb{F} . The meta operator set O_c of Circom circuits is $\{+, \times, \sim\}$ ¹ and the meta operator set O_p of a polynomials are $\{+, \times, \sim\}$, so $O_c = O_p$. Because the additive group over finite fields is an Abelian group under '+', the operation of shifting the terms does not change the properties of the original variables and constraints. However, a constraint of a Circom circuit can only be constant, linear, or quadratic, while polynomials exceed the limit of the degree of variables. Consequently, the constraints of a Circom circuit are a true subset of polynomials.

Based on the argument above, completely checking the constraint status of circuits can be achieved by solving polynomials. More concretely, the constraint problem corresponds to figuring out the number of solutions for polynomials.

4 Methodology

4.1 AC⁴ Framework

Fig. 2 illustrates the overall workflow of our proposed tool, AC⁴, which receives a Circom program file as the input, and compiles the program in debug mode

¹ \sim is the complementary operation on finite fields

into an R1CS format file along with a sym file. To retrieve the variables and constraints from the compiled files, a task-specific parser is implemented to handle those compiled files, focusing on unknown variables within constraints. After that, the extracted constraints are then simplified into equations. A categorizing mechanism is leveraged in Section 3.2 to determine the specific category of the circuit according to its simplified equation system. Based on the category result of circuits, three types of solvers is employed to address them respectively.

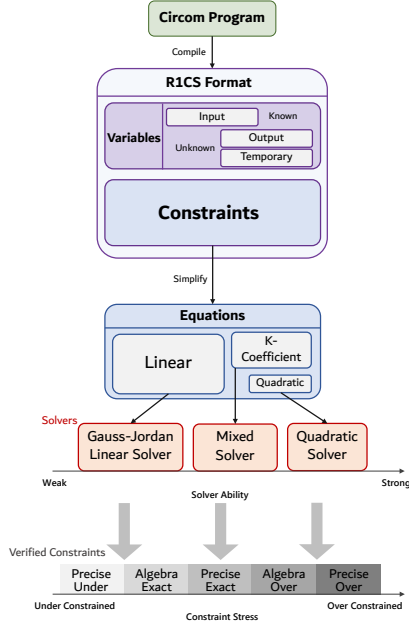


Fig. 2: The framework of AC⁴.

In the context of a precisely pure linear circuit, the system of linear equations can be represented in matrix form. While it may seem natural to rely on rank to determine the number of solutions, it is more important to prioritize verifying the uniqueness of the output variable set. Therefore, solving the system demands a suitable method for linear equations. Specifically, in AC⁴, the *Gauss-Jordan method* is utilized to obtain the solution of the circuits as well as to ascertain the uniqueness of the set of output variables.

The system of K -coefficient linear equations corresponding to an algebraically linear circuit can be represented in matrix form. However, it is imperative to note that algebraic computation does not inherently account for the division by zero problem. Consequently, for certain specific inputs I , the rank of the matrix may decrease, potentially altering the outcome of AC⁴. Rank reduction risks are mitigated by strategically identifying and treating special input cases. Our

approach addresses this challenge through heuristic approaches to improve the efficiency and accuracy.

For quadratic circuits, we solve the coefficients and verify if the circuit will be underconstrained with specific inputs. Then, we use AC⁴ to directly solve the systems of quadratic equations and check the uniqueness of the output variables.

Here, an example will be used to demonstrate our workflow and enhance readers' comprehension. The template in Fig. 3 refers to the Circom circuit Decoder, which converts a w -ary number into a one-hot encoded format.

```

1 template Decoder(w) {
2   signal input inp;
3   signal output out[w], success;
4   var lc=0;
5   for (var i=0; i < w; i++) {
6     out[i] <= (inp == i) ? 1 : 0;
7     out[i] * (inp-i) == 0;
8     lc = lc + out[i];
9   }
10  lc ==> success;
11  success * (success - 1) == 0;
12 }
component main = Decoder(2);

```

Fig. 3: Decoder(2)

Upon setting $w = 2$, the *Decoder(2)* emerges as a 2-bit decoder. This circuit is then transformed into a format denoted as $C(K, U, O, E)$, where the sets are defined as follows: $K = \{inp\}$, $U = \{out_1, out_2, success\}$, $O = \{out_1, out_2, success\}$, and $E = \{out_0 \times inp = 0, out_1 \times (inp - 1) = 0, success \times (success - 1) = 0\}$.

Based on the classification of circuits mentioned above, it is evident that this circuit is quadratic. We begin by treating the variable *inp* as a coefficient and proceed to solve the undetermined coefficients of each equation. This process yields the solutions $\{inp = 0\}, \{inp = 1\}$. Upon substituting $\{inp = 0\}$ into E , it results in $E = \{0 = 0, out_1 \times (inp - 1) = 0, success \times (success - 1) = 0\}$. Notably, it is evident that the *out₀* can take on any value over the finite field, signifying that the circuit is underconstrained.

4.2 Checking Circuits: Category-Based Algorithms

From above, we divide the overall circuit verification problem space into three types: precisely linear, k -coefficient linear, and quadratic separately. In this section, we introduce those algorithms in detail.

Precisely linear. The majority of circuits are precisely linear, so they can be represented by a coefficient matrix A and a constant vector b . While it is com-

monly thought to use the rank of the equation matrix to determine the number of solutions, the solver’s objective is actually only to verify the uniqueness of output variables. In contrast, rank-reducing methods impose restrictions on the uniqueness of all variables, including temporary variables. Using the Gauss-Jordan method to get the rank of the corresponding matrix is analogous to getting the solution of the system of equations. Consequently, there is no significant difference in the time complexity.

Quadratic. A heuristic approach will be used to identify input variables that may cause the circuit to become underconstrained, aiming to improve accuracy and efficiency. The coefficients of the unknown variables are treated as equations and their solutions will be stored in a frequency table for counting the occurrences of each solution. Then, the solver sorts the solutions based on their frequencies and iteratively substitutes them into the original system of equations to obtain a new system, which is then solved to check if the circuit is underconstrained. If the input variable causing the circuit to become underconstrained cannot be identified, the system of equations will be directly solved to verify the constrained situation of the circuit.

K -coefficient linear. Although quadratic in nature, these equations are considered linear due to their quadratic terms containing one or more known variables. Hence, they are treated as linear circuits and represented in matrix form to enhance verification efficiency. For these circuits, we still use the previous heuristic approach to determine if there are special inputs that can cause the underconstrained condition, aiming to enhance efficiency. Afterwards, a k -coefficient linear circuit can be succinctly represented by a coefficient matrix A and a constant vector b , and checked as a linear case.

4.3 Complexity Analysis

This section discusses the time complexity of each category. First, for linear or part of K -coefficient linear circuits, the Gauss-Jordan solution yields a complexity of $O(n^3)$ [2]. As we discovered that the majority of cases are precisely linear circuits based on a statistical analysis of the Circomlib [22], We expect our algebraic-based method to introduce a large improvement in performance compared with SMT solvers, as SMT solvers tend to convert constraints into Conjunctive Normal Form (CNF) which ignores potential mathematical transformation and simplification within equation systems. When considering a quadratic equations system over a finite domain, the time complexity is proven to be NP-hard [16]. Even with complex cases, quadratic solvers offer a practical approach.

4.4 Optimization and Implementation

Pre-implementation. Before solving the equations, it is crucial to first examine whether there are any output variables that are not present in any constraint, as the presence of such a variable indicates that the circuit is underconstrained.

Once identified, these variables can then be addressed appropriately. Furthermore, it is important to note the existence of equations with no unknown terms. These equations should be filtered out as they do not contribute to the determination of the output variables’ uniqueness. In addition, it is necessary to carefully assess the type of each equation to establish the type of the circuit being analyzed ultimately. Moreover, in scenarios involving k -coefficients, it is possible for the result to be algebraically overconstrained, thereby requiring a methodical approach to narrow down its range. To achieve this, the first step involves checking for linear input variables and treating them as unknown in order to attain more accurate solutions. This systematic process enhances the precision and reliability of the solutions obtained.

Binary Optimization. We improved the efficiency of checking the binary circuits by first encoding them into binary format over a finite field. Then, we implemented a detector to verify whether a quadratic circuit is a binary circuit by ensuring that all unknown variables adhere to the form $u \times (u - 1) = 0$. This binary checking process was employed to validate the circuits further.

5 Evaluations

Environment configuration. The evaluations were performed on a machine with a 16-core AMD Ryzen 9 5950x processor and 128GB of DRAM.

Check Benchmark. We settle a representative benchmark to evaluate the effectiveness and accuracy of AC⁴ and Picus [35]. The benchmark was based on the data set provided by AC⁴ and Picus, which had been collected from Circomlib, the standard library from Circom. All cases of our benchmark were divided into two parts: **Circomlib-utils benchmarks**, which was extracted from the Circomlib utils library and had a smaller size, and **Circomlib-core benchmarks**, which was extracted from the Circomlib core library and had a larger size [35].

5.1 The Conditions of the Data Set

The size condition Table 1 presents the size condition of the benchmark set. Notably, within the benchmark set **Core**, there are three circuits with over 200,000 constraints, which are believed to be unsolvable using standard computers. Interestingly, in these three cases, only **Sha256compression** results in an out-of-memory exception due to the presence of around 20,000 unknown variables, resulting in the creation of a very large matrix. In contrast, the other two cases each have only one known variable, making the circuits easier to check.

We categorize circuits based on their constraint numbers in Table 2, considering those with a constraint number less than 100 as "small" circuits, those with a constraint number in the range $[100, 1000)$ as "medium" circuits, and those with a constraint number in the range $[1000, \infty)$ as "large" circuits. This classification, which may be rudimentary, does not consider output signals. It

Table 1: The size condition of the benchmark sets

Benchmark set	# of circuits	Avg. # of expr_num	Avg. # of unknown_num	Avg. # of out_num
utils	66	1992	12	9
core	110	6941	200	30
total	176	5085	130	22

Table 2: The size category condition of the circuits

Benchmark set	utils	core	total
small	49	63	112
medium	8	24	32
large	9	23	32

is evident that small circuits can be solved directly, whereas other circuits may require specific restrictions to be solved within an acceptable time frame.

The type condition As shown in the table 4, The benchmark set comprises 176 circuits, distributed as 71.6% precisely linear, 6.2% K -coefficient linear, and 22.2% quadratic, mirroring the range of circuit types encountered in real-world applications. Upon further examination of the K -coefficient and quadratic cases, it becomes evident that a significant portion of them are binary circuits associated with cryptographic algorithms. Instead of exhaustive arithmetic solutions, focusing on binary optimization strategies offers promising efficiency gains in checking these circuits. For instance, the circuit **Num2BitsNeg@bitify_256** is a quadratic circuit designed to convert an integer over a finite field into a 256 bit-vector, with all its unknown variables constrained by $o \times (o - 1) = 0$, indicating that they are strictly bits with their value limited to 0 or 1. Appropriately identifying these circuits and applying binary methods for solving them represents a more efficient approach compared to arithmetic methods.

5.2 Benchmark Metrics

Checked Ratio. The solved benchmarks are initially categorized into three types: precisely solved, algebraically solved, and unknown. The precisely solved cases are further categorized into three types: *precisely exactconstrained*, which means that the circuit is safe; *precisely overconstrained*, indicating that the circuit is overconstrained; and *precisely underconstrained*, which suggests that the circuit is underconstrained. We omit this metric as *PS* (Precisely Solved).

On the other hand, we propose a more relaxed metric, *AS* (Algebraic Solved), by remapping cases that failed to obtain precise results into two new categories: *algebraic exactconstrained* and *algebraic overconstrained* as introduced in Section 3.2, to reject *overconstrained* and *underconstrained* respectively. Note that AC⁴ still returns *unknown* for extremely computationally exhausting cases.

Checking time. In this metric, our emphasis lies on the benchmark data on the parts that both AC⁴ and Picus can solve, and then proceed to compare the checking time of the two tools.

5.3 Benchmark Results

Checking Time The checking time of the benchmark set is presented in Table 3, with a focus on the relationship between benchmark size and solving difficulty. It is observed that the larger benchmarks present greater difficulty in solving, resulting in longer solution times. However, in some large circuits, despite a high number of constraints, the number of output signals is limited to 1, allowing for a relatively easy check once the file read operation concludes. Nonetheless, there exist extremely large circuits that are characterized by a linear type, yet their extensive constraint size renders the Gaussian-Jordan method challenging to execute, leading to out-of-memory issues. Conversely, smaller cases are relatively straightforward to solve directly but due to limitations, the precise solution is not attainable, resulting in algebraic outcomes.

Fortunately, the majority of practical Circom circuits are of the precisely linear type. This characteristic is advantageous because medium or large circuits that are not precisely linear cannot be solved directly due to unknown outcomes. Therefore, alternative methods must be utilized to bypass the direct solution of non-linear circuits. Additionally, providing a more accurate range to determine whether to solve the circuits can help avoid obtaining algebraically solved results. This approach is crucial for maintaining clarity and precision in circuit analysis.

Table 3: The efficiency benchmark of AC⁴ is categorized by size and includes the time for precisely solved and algebraically solved results. The terms *K, U, O, v, PS, AS* represent known, unknown, output, variables, precisely solved, and algebraically solved, respectively. The explanation of *PS, AS* is discussed in Section 5.2.

Benchmark		Utils				Core				overall
Size		small	medium	large	overall	small	medium	large	overall	
Avg. # variable	K	15	424	14309	2014	36	435	24984	5159	3973
	U	4	18	58	13	11	78	26	29	23
	O	2	2	57	9	10	78	26	29	21
	total v	18	442	14366	2026	47	512	25010	5188	3995
	constraints	14	244	14230	1993	17	474	24923	5144	3956
Avg. PS Time(s)		0.57	0.52	9.06	1.83	0.42	2.4	14.59	3.71	3.03
Avg. AS&PS Time(s)		1.26	2.45	8.33	2.41	0.40	2.4	13.47	3.48	3.06

Checked Ratio. The checked ratio of the benchmark sets categorized by circuit type is presented in Table 4. The data indicates a significantly high solved ratio for precisely linear circuits. However, Substantial constraints in circuits result in very large augmented matrices. As a consequence, the solve ratio of k -coefficient circuits is relatively low. This is attributed to the adoption of an algebraic strategy for k -coefficient circuits, which in turn leads to the direct solving of small-size k -coefficient circuits without returning a precise result.

Heuristic algorithms initially assess potential underconstraint in quadratic circuits. We then apply classic algorithms for solving quadratic equations over

finite fields to obtain direct solutions. Moreover, in the case of specific binary circuits such as **BinSum** and **Num2Bits**, a detection method is utilized to verify the boolean nature of unknown variables. Upon confirmation, a specialized method for solving binary circuits is employed in lieu of arithmetic-based approaches. Most circuits are thoroughly verified before processing.

Table 4: Main Experiment results, we categorize circuits based on their types: pl means precisely linear type, kcl means k coefficient linear, q means quadratic, ps means precisely solved, as means algebraically solved.

Benchmark	Utils				Core				overall
type	pl	kcl	q	overall	pl	kcl	q	overall	
ps_num	45	3	7	55	75	3	23	101	156
as_num	3	3	5	11	2	2	4	8	19
total_num	48	6	12	66	77	5	27	109	175
ps_rat	94%	60%	58%	83%	96%	60%	85%	91%	89%
ps&as_rat	100%	100%	100%	100%	98%	100%	100%	99%	99%

5.4 Comparison with Baseline

In the paper [35], Picus, an implementation of the tool **QED**², is utilized for verifying the uniqueness property (under-constrained signals) of ZKP circuits. This implementation employs static program analysis and SMT solvers checking to achieve the verification of the uniqueness of ZKP circuits. Subsequently, we benchmarked the Picus program using the same benchmark set.

The completed Picus ratio for the utils benchmark set is 80.33%, for the core benchmark set it is 62.61%, and for both sets it is 69.36%. Additionally, the average solving time for the Picus solver is 425.73 seconds for the utils benchmark set, 317.88 seconds for the core benchmark set, and 365.52 seconds for both sets.

The comparison of the two tools based on the solved ratio can be found in Fig. 4b. Our advantage lies in precisely linear cases as well as some heuristic methods for k -coefficient and binary cases.

Fig. 4b shows the solving time comparison of the two tools. Our advantage lies in solving problems arithmetically rather than encoding them into SMT formulas, making our tools much faster.

5.5 Analysis

Table 3 illustrates a significant correlation between the size of the circuit and the time required for checking. Despite their size, large circuits keep checking times low due to two critical factors. Firstly, the predominance of linear circuits, efficiently addressed by the Gauss-Jordan solver, contributes to the efficiency in solving a majority of cases. Additionally, optimizations targeting binary cases

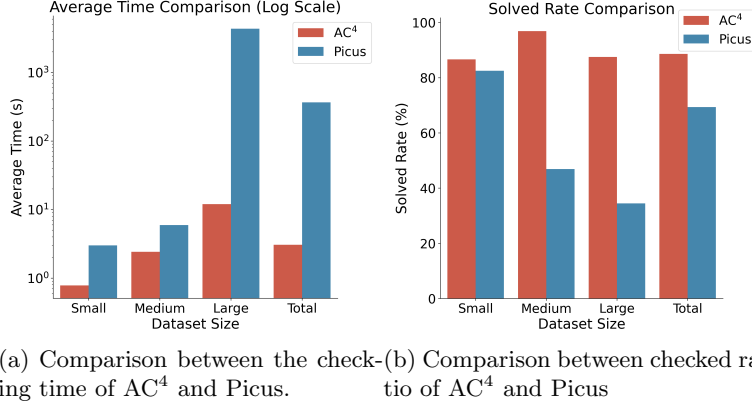


Fig. 4: The checking time and checked ratio comparisons between AC⁴ and Picus

within k -coefficient and quadratic circuits serve to further reduce the solving time despite their slightly larger size.

The checked ratio is high for precisely linear cases; however, there are some cases for which we cannot provide precisely checked results due to the lack of an algebraic solution. Special input scenarios can reduce the augmented matrix’s rank, yielding a solution. In contrast, for the K -coefficient cases, the checked ratio is relatively low, even when a mixed solver is employed. This is because we did not implement certain static analysis methods to elaborate the benchmark set, which would have facilitated the checking of circuits. Conversely, the checked ratio is relatively high for quadratic cases, as most of these cases are in binary form. The detection method and optimization for binary quadratic circuits have significantly enhanced efficiency in checking these cases.

AS Analysis. We point out that the cases that occur in the AS metric are worth discussing. In **Core** data split, cases that cannot be precisely solved consist of nearly 7% of the total amount, while this number increases to 17% in **Utils** data split. Our proposed AS mechanism enables our tool to investigate more detailed situations of constraints. By excluding an incorrect option among underconstrained and overconstrained, we narrow the possible status of these cases. Experimental results demonstrate that our tool offers valuable hints to almost 100% cases in both **Core** and **Utils** splits.

Failure Analysis. Picus utilized their algorithm *Uniqueness Constraint Propagation* to solve all the k -coefficient circuits. The algorithm simplifies verification/resolution by strategically assigning values to unknown variables through partial equation analysis, reducing unknowns. However, our methods forgo static analysis, limiting K -coefficient case checking.

6 Related Work

Verification on ZK programs. Circomspect [11] serves as a static analyzer and linter designed for the Circom programming language. Picus [35] employs a static analysis method combined with an SMT solver. Circomspect and Picus share certain similarities with our work. However, Circomspect can only annotate a portion of underconstrained variables. Picus is immune to this issue but remains a low efficiency due to the extensive use of the SMT solver.

ZK circuit formalization has seen notable advancements: Shi et al. [39] proposed a data-flow-based algorithm for R1CS standardization, to enhance performance across R1CS tasks. Wen et al. [44] formalized and classified Circom vulnerabilities, introducing a CDG-based static analysis framework. CODA [27] emerged as a statically typed language for formal ZK system property specification and verification. Soureshjani et al. [40] applied abstract interpretation to examine Halo2 circuit properties, on the Plonkish matrix using an SMT solver.

Research on ZK compilers with theorem proving is ongoing. Bangerter and Almeida et al. [5,4,1,6], pioneered verifiable compilation using Isabelle/HOL [34]. PinocchioQ [19] verified Pinocchio [36], a C-based zk-SNARK, with CompCert [26] based on Coq [10]. Chin and Coglio et al. [14,15], employed ACL2 [24] on Leo, while Bailey et al. [3] established formal proofs for six zk-SNARK constructions using the Lean theorem prover [32].

Algebra computation in circuit verification. Algebraic computation is a long-standing but niche endeavor in verification. Watanabe [43] utilize Gröbner Basis [18,17] and polynomial reduction techniques to verify arithmetic circuits in computing and signal processing systems. Lv et al. [30,29] used a computer-algebra-based approach for the formal verification of hardware. Scholl et al. [38] combined Computer Algebra with Boolean SAT solver to verify divider circuits.

However, we emphasize that most of the work in this field actively reduces program or hardware problems to algebra. To the best of our knowledge, we are the inaugural contributors to the application of algebraic methods in ZKPs.

7 Conclusion

We developed an algebraic computation technique to detect zero-knowledge bugs in arithmetic circuits, addressing under/overconstrained issues. It leverages arithmetic computations for efficiency, surpasses SMT-based methods, and incorporates heuristics for enhanced verification. Our implementation, AC⁴, successfully verified 89% of 176 Circom circuits in our evaluation.

References

1. Almeida, J.B., Bangerter, E., Barbosa, M., Krenn, S., Sadeghi, A.R., Schneider, T.: A certifying compiler for zero-knowledge proofs of knowledge based on σ -protocols. In: Computer Security – ESORICS 2010. pp. 151–167. Springer Berlin Heidelberg, Berlin, Heidelberg (2010)

2. Andr  n, D., Hellstr  m, L., Markstr  m, K.: On the complexity of matrix reduction over finite fields. *Advances in Applied Mathematics* **39**(4), 428–452 (2007). <https://doi.org/https://doi.org/10.1016/j.aam.2006.08.008>, <https://www.sciencedirect.com/science/article/pii/S0196885807000711>
3. Bailey, B., Miller, A.: Formalizing soundness proofs of snarks. *Cryptology ePrint Archive*, Paper 2023/656 (2023), <https://eprint.iacr.org/2023/656>, <https://eprint.iacr.org/2023/656>
4. Bangerter, E., Briner, T., Henecka, W., Krenn, S., Sadeghi, A.R., Schneider, T.: Automatic generation of sigma-protocols. In: *Public Key Infrastructures, Services and Applications*. pp. 67–82. Springer Berlin Heidelberg, Berlin, Heidelberg (2010)
5. Bangerter, E., Camenisch, J., Krenn, S., Sadeghi, A.R., Schneider, T.: Automatic generation of sound zero-knowledge protocols. *Cryptology ePrint Archive*, Paper 2008/471 (2008), <https://eprint.iacr.org/2008/471>, <https://eprint.iacr.org/2008/471>
6. Bangerter, E., Krenn, S., Sadeghi, A.R., Schneider, T., Tsay, J.K.: On the design and implementation of efficient zero-knowledge proofs of knowledge. *Software Performance Enhancements for Encryption and Decryption and Cryptographic Compilers–SPEED-CC* **9**, 12–13 (2009)
7. Ben-Or, M., Goldreich, O., Goldwasser, S., H  stad, J., Kilian, J., Micali, S., Rogaway, P.: Everything provable is provable in zero-knowledge. In: *Advances in Cryptology — CRYPTO’ 88*. pp. 37–56. Springer New York, New York, NY (1990)
8. Ben Sasson, E., Chiesa, A., Garman, C., Green, M., Miers, I., Tromer, E., Virza, M.: Zerocash: Decentralized anonymous payments from bitcoin. In: *2014 IEEE Symposium on Security and Privacy*. pp. 459–474. IEEE, San Jose, California at The Fairmont (2014). <https://doi.org/10.1109/SP.2014.36>
9. Ben-Sasson, E., Chiesa, A., Tromer, E., Virza, M.: Succinct Non-Interactive zero knowledge for a von neumann architecture. In: *23rd USENIX Security Symposium (USENIX Security 14)*. pp. 781–796. USENIX Association, San Diego, CA (Aug 2014), <https://www.usenix.org/conference/usenixsecurity14/technical-sessions/presentation/ben-sasson>
10. Bertot, Y., Cast  ran, P.: Interactive Theorem Proving and Program Development: Coq’Art: The Calculus of Inductive Constructions, pp. 43–72. Springer Berlin Heidelberg, Berlin, Heidelberg (2004). <https://doi.org/10.1007/978-3-662-07964-5>
11. of Bits, T.: Circomspect (2023), <https://github.com/trailofbits/circomspect>
12. Blum, M., Feldman, P., Micali, S.: Non-interactive zero-knowledge and its applications. In: *Proceedings of the Twentieth Annual ACM Symposium on Theory of Computing*. p. 103–112. STOC ’88, Association for Computing Machinery, New York, NY, USA (1988). <https://doi.org/10.1145/62212.62222>, <https://doi.org/10.1145/62212.62222>
13. Cash, T.: Tornado.cash got hacked. by us. (2019), <https://tornado-cash.medium.com/tornado-cash-got-hacked-by-us-b1e012a3c9a8>
14. Coglio, A., McCarthy, E., Smith, E., Chin, C., Gaddamadugu, P., Dellep  re, M.: Compositional formal verification of zero-knowledge circuits. *Cryptology ePrint Archive*, Paper 2023/1278 (2023), <https://eprint.iacr.org/2023/1278>, <https://eprint.iacr.org/2023/1278>
15. Coglio, A., McCarthy, E., Smith, E.W.: Formal verification of zero-knowledge circuits. *Electronic Proceedings in Theoretical Computer Science* **393**, 94–112 (Nov 2023). <https://doi.org/10.4204/eptcs.393.9>, <http://dx.doi.org/10.4204/EPTCS.393.9>

16. Dvijoatham, K.: Systems of quadratic equations: Efficient solution algorithms and conditions for solvability. In: 2015 53rd Annual Allerton Conference on Communication, Control, and Computing (Allerton). pp. 1027–1031. IEEE, Monticello, IL, USA (2015). <https://doi.org/10.1109/ALLERTON.2015.7447121>
17. Faugère, J.C.: A new efficient algorithm for computing gröbner bases without reduction to zero (f5). In: Proceedings of the 2002 International Symposium on Symbolic and Algebraic Computation. p. 75–83. ISSAC '02, Association for Computing Machinery, New York, NY, USA (2002). <https://doi.org/10.1145/780506.780516>, <https://doi.org/10.1145/780506.780516>
18. Faugère, J.C.: A new efficient algorithm for computing gröbner bases (f4). *Journal of Pure and Applied Algebra* **139**(1), 61–88 (1999). [https://doi.org/https://doi.org/10.1016/S0022-4049\(99\)00005-5](https://doi.org/https://doi.org/10.1016/S0022-4049(99)00005-5), <https://www.sciencedirect.com/science/article/pii/S0022404999000055>
19. Fournet, C., Keller, C., Laporte, V.: A certified compiler for verifiable computing. In: 2016 IEEE 29th Computer Security Foundations Symposium (CSF). pp. 268–280. IEEE, Lisboa, PORTUGAL (2016). <https://doi.org/10.1109/CSF.2016.26>
20. Goldwasser, S., Micali, S., Rackoff, C.: The knowledge complexity of interactive proof-systems. In: Proceedings of the Seventeenth Annual ACM Symposium on Theory of Computing. p. 291–304. STOC '85, Association for Computing Machinery, New York, NY, USA (1985). <https://doi.org/10.1145/22145.22178>, <https://doi.org/10.1145/22145.22178>
21. Groth, J., Kohlweiss, M.: One-out-of-many proofs: Or how to leak a secret and spend a coin. In: Oswald, E., Fischlin, M. (eds.) *Advances in Cryptology - EUROCRYPT 2015*. pp. 253–280. Springer Berlin Heidelberg, Berlin, Heidelberg (2015)
22. Iden3: Circomlib: Library of basic circuits for circom (2022), <https://github.com/iden3/circomlib>
23. Impagliazzo, R., Yung, M.: Direct minimum-knowledge computations (extended abstract). In: *Advances in Cryptology — CRYPTO '87*. pp. 40–51. Springer Berlin Heidelberg, Berlin, Heidelberg (1988)
24. Kaufmann, M., Moore, J.: An industrial strength theorem prover for a logic based on common lisp. *IEEE Transactions on Software Engineering* **23**(4), 203–213 (1997). <https://doi.org/10.1109/32.588534>
25. Labs, N.C.: Security Concerns for Zero-Knowledge Proofs in Blockchain: A Comprehensive Guide by Numen Cyber (2023)
26. Leroy, X.: Formal certification of a compiler back-end or: Programming a compiler with a proof assistant. In: Conference record of the 33rd ACM SIGPLAN-SIGACT Symposium on Principles of Programming Languages. p. 42–54. POPL '06, Association for Computing Machinery, New York, NY, USA (2006). <https://doi.org/10.1145/1111037.1111042>, <https://doi.org/10.1145/1111037.1111042>
27. Liu, J., Kretz, I., Liu, H., Tan, B., Wang, J., Sun, Y., Pearson, L., Miltner, A., Dillig, I., Feng, Y.: Certifying zero-knowledge circuits with refinement types. *Cryptology ePrint Archive*, Paper 2023/547 (2023), <https://eprint.iacr.org/2023/547>, <https://eprint.iacr.org/2023/547>
28. Lucian, A.: Zcash Denial-Of-Service Attack Costs Just \$2.89 per Day - BeInCrypto (2019), <https://beincrypto.com/zcash-denial-of-service-attack-costs-just-2-89-per-day/>
29. Lv, J., Kalla, P.: Formal verification of galois field multipliers using computer algebra techniques. In: 2012 25th International Conference on VLSI Design. pp. 388–393. IEEE, Hyderabad, India (2012). <https://doi.org/10.1109/VLSID.2012.102>

30. Lv, J., Kalla, P., Enescu, F.: Verification of composite galois field multipliers over $gf((2m)n)$ using computer algebra techniques. In: 2011 IEEE International High Level Design Validation and Test Workshop. pp. 136–143. IEEE, Napa Valley, CA, USA (2011). <https://doi.org/10.1109/HLDVT.2011.6113989>
31. Matsakis, N.D., Klock, F.S.: The rust language. *Ada Lett.* **34**(3), 103–104 (oct 2014). <https://doi.org/10.1145/2692956.2663188>, <https://doi.org/10.1145/2692956.2663188>
32. de Moura, L., Kong, S., Avigad, J., van Doorn, F., von Raumer, J.: The lean theorem prover (system description). In: Automated Deduction - CADE-25. pp. 378–388. Springer International Publishing, Cham (2015)
33. network, A.: Disclosure of recent vulnerabilities (2022), <https://hackmd.io/@aztec-network/disclosure-of-recent-vulnerabilities>
34. Nipkow, T., Wenzel, M., Paulson, L.C.: Isabelle/HOL: A Proof Assistant for Higher-Order Logic. Springer Berlin Heidelberg, Berlin, Heidelberg (2002). <https://doi.org/10.1007/3-540-45949-9>, <https://doi.org/10.1007/3-540-45949-9>
35. Pailoor, S., Chen, Y., Wang, F., Rodríguez, C., Van Geffen, J., Morton, J., Chu, M., Gu, B., Feng, Y., Dillig, I.: Automated detection of under-constrained circuits in zero-knowledge proofs. *Proc. ACM Program. Lang.* **7**(PLDI) (jun 2023). <https://doi.org/10.1145/3591282>, <https://doi.org/10.1145/3591282>
36. Parno, B., Howell, J., Gentry, C., Raykova, M.: Pinocchio: Nearly practical verifiable computation. *Commun. ACM* **59**(2), 103–112 (jan 2016). <https://doi.org/10.1145/2856449>, <https://doi.org/10.1145/2856449>
37. Peter Bürgisser, Michael Clausen, M.A.S.: Algebraic Complexity Theory. Springer Berlin, Heidelberg, Berlin, Heidelberg (1996). <https://doi.org/10.1007/978-3-662-03338-8>, <https://doi.org/10.1007/978-3-662-03338-8>
38. Scholl, C., Konrad, A.: Symbolic computer algebra and sat based information forwarding for fully automatic divider verification. In: 2020 57th ACM/IEEE Design Automation Conference (DAC). pp. 1–6. IEEE, San Francisco, CA, USA (2020). <https://doi.org/10.1109/DAC18072.2020.9218721>
39. Shi, C., Chen, H., Liu, R., Li, G.: Data-flow-based normalization generation algorithm of r1cs for zero-knowledge proof (2023)
40. Soureshjani, F.H., Hall-Andersen, M., Jahanara, M., Kam, J., Gorzny, J., Ahmadvand, M.: Automated analysis of halo2 circuits. *Cryptology ePrint Archive*, Paper 2023/1051 (2023), <https://eprint.iacr.org/2023/1051>, <https://eprint.iacr.org/2023/1051>
41. Steffen, S., Bichsel, B., Baumgartner, R., Vechev, M.: Zeestar: Private smart contracts by homomorphic encryption and zero-knowledge proofs. In: 2022 IEEE Symposium on Security and Privacy (SP). pp. 179–197. IEEE, THE HYATT REGENCY, SAN FRANCISCO, CA (2022). <https://doi.org/10.1109/SP46214.2022.9833732>
42. Volkovich, I.: A guide to learning arithmetic circuits. In: Feldman, V., Rakhlin, A., Shamir, O. (eds.) 29th Annual Conference on Learning Theory. Proceedings of Machine Learning Research, vol. 49, pp. 1540–1561. PMLR, Columbia University, New York, New York, USA (23–26 Jun 2016), <https://proceedings.mlr.press/v49/volkovich16.html>
43. Watanabe, Y., Homma, N., Aoki, T., Higuchi, T.: Application of symbolic computer algebra to arithmetic circuit verification. In: 2007 25th International Conference on Computer Design. pp. 25–32. IEEE, Lake Tahoe, CA, USA (2007). <https://doi.org/10.1109/ICCD.2007.4601876>

44. Wen, H., Stephens, J., Chen, Y., Ferles, K., Pailoor, S., Charbonnet, K., Dillig, I., Feng, Y.: Practical security analysis of zero-knowledge proof circuits. Cryptology ePrint Archive, Paper 2023/190 (2023), <https://eprint.iacr.org/2023/190>, <https://eprint.iacr.org/2023/190>
45. Wu, H., Wang, F., Wei, G.: A survey of noninteractive zero knowledge proof system and its applications. The Scientific World Journal **2014**, 560484 (2014). <https://doi.org/10.1155/2014/560484>, <https://doi.org/10.1155/2014/560484>
46. Zcash: Zcash: Privacy-protecting digital currency (2023), <https://z.cash/>